



2025 SILVERSTONE EVENT

03 to 06 July 2025

From The FIA Formula 3 Race Director

To All Teams, All Officials

Document 3

Date 03 July 2025

Time 15:55

Title F3 Silverstone Event Notes 2025 v1

Description F3 Silverstone Event Notes 2025 v1

Enclosed F3 Silverstone Event Notes 2025 v1.pdf

Simon Gnana-Pragasam

The FIA Formula 3 Race Director

From:	The FIA Formula 3 Race Director	Document:	3
To:	FIA Formula 3 Teams and Officials The Stewards	Date:	3 July 2025
		Time:	15:50

Race Director's Event Notes - General Instructions and Information

1. **Pit Lane map to follow in v2**
 - 1.1. Safety Car lines.
 - 1.2. The location of the pit entry and the Pit Exit.
 - 1.3. Designated garage areas.
 - 1.4. Safety Car position for first lap and rest of race.
 - 1.5. Blue flag marshal at the Pit Exit.
 - 1.6. Track light panels displaying pit entry status.
2. **Pirelli Event Preview**
 - 2.1. With reference to Article 10.4 (e) of the Technical Regulations see the attached document provided by the official tyre supplier.
3. **Pre & Post Session / Race Procedure from support paddock to F1 Pit Lane**
 - 3.1. For the transfer procedures from the support paddock to the F1 pitlane, prior to all sessions and races, only the set of installation tyres detailed in Article 24.1 of the Sporting Regulations, may be used.
 - 3.2. A detailed description and further information of this procedure (Pit Lane order and timing) are described in the attached document – F3 Pit Procedures
4. **Wheel/Tyre Protocols**
 - 4.1. Refer to attached document – F3 Tyre Parc Fermé
 - 4.2. In accordance with Article 37.4 of the Sporting Regulations, “fully fitted” means that all work relating to the wheels, including checking the torque of the wheel nuts, must be completed before the three-minute signal. Tyre pressure checks are permitted until team personnel are required to be clear of the grid.
5. **Track Light Panels**
 - 5.1. The FIA track light panels have been installed in the positions shown on the circuit map. In accordance with Appendix H to the ISC the light signals have the same meaning as flag signals.
6. **Pit Lane Safety** (see F3 Sporting Regulations Article 28.14)
 - 6.1. For safety reasons, during practice and qualifying drivers must not do burnouts from their pit stop position, for the avoidance of doubt this also applies when the Pit Exit is open for reconnaissance laps.
 - 6.2. It is not permitted to do burnouts or clutch bite points checks in the paddock, support Pit Lane, garage areas and in the Pit Lane at any time during the Competition.
 - 6.3. For safety reasons, any driver released from their pit stop position must move to the fast lane as quickly as possible, drivers must not drive side by side with another car.
 - 6.4. For safety reasons and sporting equity, drivers must not drive through another team's pit bay at any time.
 - 6.5. At no time may wheel nuts be left on the ground in the Pit Lane.
7. **Fuel pressure release in Parc Fermé** (see F3 Sporting Regulations Article 45).
 - 7.1. For safety reasons, Competitors are authorised to appoint one team member to release the pressure inside the fuel cell when the cars return after each session. In addition, they are authorized to attach fans to the car in the Parc Fermé.
 - 7.2. When the cars are in the Parc Fermé, this team member must request authorisation to the FIA Technical Delegate on site and they are only authorized to perform the action specified above.
 - 7.3. Competitors are authorised to appoint one operational staff member to download data in Parc Fermé. When the cars are in the Parc Fermé, this operational staff member must request authorisation to the FIA

Technical Delegate on site and they are only authorized to perform the action specified above.

8. **Observing yellow flags during free practice and qualifying**

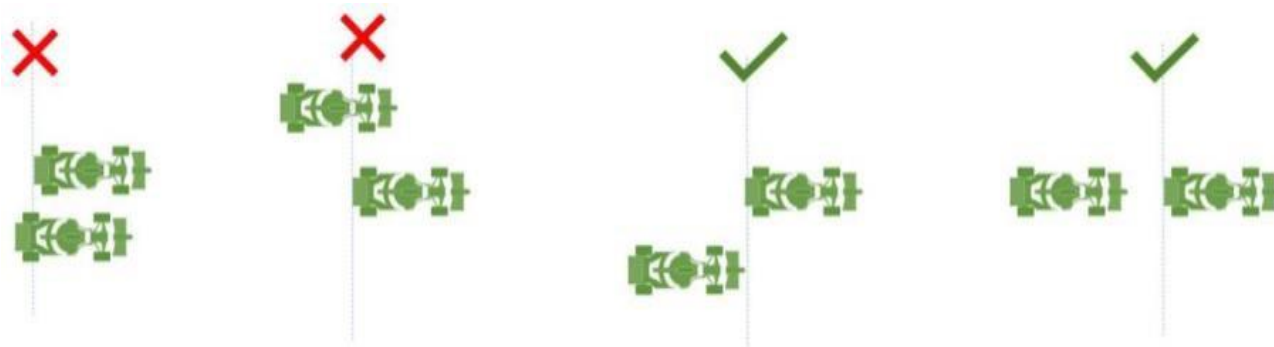
- 8.1. Single waved: Drivers reduce their speed and be prepared to change direction. It must be clear that a driver has reduced speed and, in order for this to be clear, a driver would be expected to have braked earlier and/or discernibly reduced speed in the relevant marshalling sector.
- 8.2. Double waved: Any driver passing through a double waved yellow marshalling sector must reduce speed significantly and be prepared to change direction or stop. In order for the stewards to be satisfied that any such driver has complied with these requirements it must be clear that the driver has not attempted to set a meaningful lap time. Furthermore, during free practice and qualifying any driver in a double yellow sector will have that lap time cancelled.
- 8.3. Double Waved during VSC or SC: Any driver passing through a double waved yellow marshalling sector, in addition to the requirement in 8.2 above, must remain positive of the delta time in the sector concerned.

9. **Lapping during the race**

- 9.1. The ISC requires drivers who are caught by another car about to lap him to allow the faster driver past at the first available opportunity. The F1 Marshalling System has been developed in order to ensure that the point at which a driver is shown blue flags is consistent, rather than trusting the ability of marshals to identify situations that require blue flags.
- 9.2. The system will be set to give a pre-warning when the faster car is within 3.0s of the car about to be lapped, this should be used by the team of the slower car to warn their driver he is soon going to be lapped and that allowing the faster car through should be considered a priority. When the faster car is within 1.2s of the car about to be lapped blue flags will be shown to the slower car (in addition to blue light panels, blue cockpit lights and a message on the timing monitors) and the driver must allow the following driver to overtake at the first available opportunity.
- 9.3. It should be noted that the aim of using F1MS is ensure consistent application of the rules, additional instructions may also be given by race control when necessary.

10. **Safety Car Procedure / End of VSC period** (see F3 Sporting Regulations Articles 40 & 41)

- 10.1. In order to avoid the likelihood of accidents before the safety car returns to the pits, from the point at which the lights on the car are turned out drivers must proceed at a pace which involves no erratic acceleration or braking nor any manoeuvre which is likely to endanger other drivers or impede the restart.
- 10.2. At the end of each VSC procedure, Drivers must follow their delta time until the "VSC" on the FIA Light panels have changed to green.
- 10.3. The positioning of the cars in both procedures (Safety Car and VSC) must comply with the below drawing:



- 10.4. To reduce the risk of an incident at the restart, weaving is not permitted from the bridge between Turn 15 and Turn 16, until the control line:



11. Teams' Guests

- 11.1. Teams are reminded that guests are included in the category of participants as defined in Article 20 of the International Sporting Code. At the same time, Article 9.15 from the International Sporting Code states that the competitor is responsible for all acts or omissions on the part of any person to whom the competitor has allowed access to the reserved area. The Pit Lane and the grid are reserved areas.

Event-specific Instructions

12. Changes to the circuit

- Remove the kerb at Turn 1 apex.
- The gravel in the gravel trap at the exit of T18 has been changed to a lighter material.
- The sausage kerb at Turn 18 has been removed.

13. Pit Lane

- 13.1. The Pit Lane speed limit is 60 km/h for the entire event.

14. Pit lane Barriers.

- 14.1. F1 Teams have been instructed to ensure their barriers are no more than one metre from the garages.

15. DRS

- 15.1. During all sessions, DRS Detection will be fully disabled automatically if any of the light panels in any activation zone are displaying yellow. The corresponding light panels are as follows:
- Panels 5, 6, 7, 13, 14, 15

16. Practice starts.


- 16.1. Practice starts are not permitted in the pit lane at any time at this Event.
- 16.2. At the end Free Practice, drivers will be given the opportunity to carry out a practice start on the grid.
- a) Any car on track when the chequered flag is shown may complete the lap and proceed to the grid to carry out a practice start. Any drivers in the pit lane who want to carry out a practice start must join the circuit BEFORE the chequered flag is shown.
 - b) All drivers carrying out a practice start must pull as far forward on the grid as possible and, if necessary, wait for cars ahead to carry out a start before moving to a grid position further ahead. Under no circumstances should a driver make a practice start if another car is still stationary ahead on the same side of the grid.
 - c) If any driver appears to be disregarding any of the above a red flag will be displayed and the possibility to carry out any further starts will be immediately terminated.

d) After their practice start, all cars will proceed to the exit at Turn 8 and exit via the Support Pit Lane.

17. Lines at the Pit Entry and Pit Exit.

17.1. In accordance with Chapter 4, Article 4 and 6 of Appendix L to the ISC drivers must follow the procedures at Pit Entry and Pit Exit (white lines).

17.2. The dotted white lines across Pit Entry and Pit Exit mark the track edge line.



Pit Entry



Pit Exit

17.3. For safety reasons drivers must keep to the right of the bollard at the pit entry when they are entering the pits.



17.4. For safety reasons, overtaking is not allowed at the pit entry road after crossing Safety Car Line 1, unless in exceptional circumstances e.g. a slow car with an obvious mechanical problem.

18. Track Limits

18.1. In accordance with the provisions of Article 27.3, the white lines define the track edges.

18.2. During Free Practice, Qualifying and the Races, each time a driver fails to negotiate the track limits will result in that lap time being invalidated by the Stewards. For infringements at the entry or exit of Turn 18, the immediately following lap will also be invalidated.

18.3. The fourth and following offences will be reported to the stewards, regardless of having displayed the warning flag to the driver beforehand.

19. Practice and Qualifying etiquette

In accordance with Arts. 27.4 and 31.6 of the F3 Sporting Regulations, drivers not on a fast lap must make all efforts to keep off the racing line. At no point during Practice/Qualifying should drivers remain side by

side. When drivers are on the racing line they must ensure that they are travelling at a speed sufficient to not unnecessarily impede any driver on/starting a fast lap.

Additionally, any driver moving slowly on the racing line may be considered to be potentially dangerous to any car that is either approaching quickly or in line behind them.

For clarity, from the bridge between Turn 15 and Turn 16, cars on the racing line must be at full pace:



20. **Fire extinguishers around the circuit**

20.1. Indicated by white boards with a red fire extinguisher image attached to the debris fences/barriers.

21. **Places to remove cars from the track**

21.1. Indicated by fluorescent orange panels/paintings on the barriers.

22. **Removing cars from the grid**

22.1. Through the gates in the pit wall adjacent to grid positions 1 and 12.

23. **Car number light panels for the start**

23.1. On the right-hand side of the grid.

24. **Race Suspension**

24.1. In case of race suspension, cars will be stopped in the fast lane of the F1 Pit Lane, in front of the last garage.

25. **End of Session Procedures**

25.1. At the end of the **practice session** after taking the chequered flag, drivers may either complete the lap to the grid and carry out a practice start, or leave the track via the Support Pit Lane at Turn 8. Following the practice start, cars will continue to Turn 8 where they must leave the track via the Support Pit Lane. Any cars in the F1 Pit Lane will be released after the last car has cleared the grid, to leave the track via the Support Pit Lane. Drivers must follow marshals' instructions.

25.2. At the end of both **races**, after taking the chequered flag all cars should progressively slow down, and the podium cars should stay in front of the field, continuing to the F1 Pit Lane for the podium presentation (where they will be under Parc Fermé conditions). All other cars must leave via the Support Pit Lane at Turn 8. Drivers must follow marshals' instructions.

25.3. Cars in the F1 Pit Lane at the end of a session will be released to go on track and leave via the Support Pit Lane at Turn 8.

26. **VSC Test**

26.1. A VSC test will take place at the beginning of the practice session. All cars must leave the Pit Lane immediately after the Pit Exit is open, to take part in the VSC test.

27. **Finishing the Race**

- 27.1 For the purpose of finishing the Race, pursuant to Article 44.1 of the FIA Formula 2 Sporting Regulations, the “Line” referred to will be the Control Line on the track and not in the Pit Lane



Simon Gnana-Pragasam
Race Director
FIA Formula 3 Championship



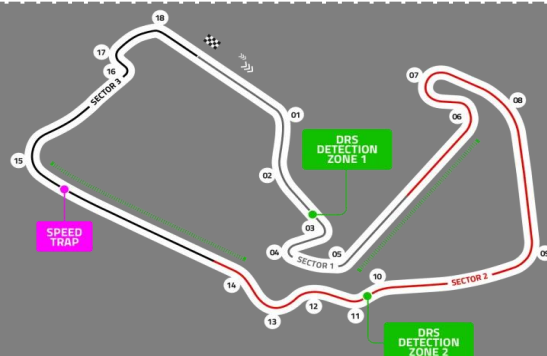
FIA FORMULA 3
CHAMPIONSHIP™

In accordance with Article 10.4.3 e and f of the F3 Technical Regulations, this document contains the prescriptions for the operation of tyres during the following event.

Document Version 1, Issue A

Grand Prix of Great Britain - 04/07/25 - (25F3R07SLV)

Circuit Layout



Please note, track map is from the official Formula website and for display purposes only.

Compounds Selection

Compound	FL	FR	RL	RR
Hard	SS2	SS2	SS3	SS3
Wet	TK0	TK1	ST2	ST3

Sets	Carry Over
4	Set 4
2	(New)

Prescriptions and Wear Life

Minimum pressures (psi)

	Rear (psi)
Slicks	14.0
Wets	13.0

	Front (psi)
Slicks	14.0
Wets	14.0

Minimum Cambers (degrees)

Rear Camber Limits

FP & Q -3°

Race -3°

Front Camber Limits

-4.75° FP & Q

-4.25° Race



Wear (from 24R07SLV Race)

Hard	30 %
Rear avg @ 15 Laps	

68 %	Hard
Front avg @ 15 Laps	

Tyre Notes

- Not permitted to switch tyres from their allocated position.
- Do not subject tyres to large deformation or impact.
- Revised prescriptions could be issued at any time during the weekend in accordance with the FIA F3 Sporting Regulations.
- Tyre pressure will be monitored in accordance with procedure outlined in the team FTP area.
- For regulation purposes set 4 is considered carry over and must be returned before qualifying.

- Teams are kindly asked present **Wet** rims to the Pirelli Service Area, for initial fitting on 02/07. (subject to arrival times)
- Teams are kindly asked present **Slick** rims to the Pirelli Service Area, for initial fitting on 03/07.
- Teams are reminded to remove their rims as soon as possible from the fitting area after sets have been returned.
- Teams are reminded a balancer will be made available until the last tyre is stripped on the final day, to check rims for damage.
- All tyres to be stripped at the end of the event.

General notes

- Teams are kindly reminded that the following parameters will be subjected to FIA checks during the event:
 - Minimum tyre pressure
 - Static Camber
 - Tyre allocation and Tyre swapping

F3 Paddock Departure and Return – Trolleys and Cars

Please refer to the maps on page 3.

Departure from Support Race Paddock

Teams have been allocated in the correct order for entry into the F1 Pit Lane, so please keep to this order for each transfer (starting from Pit Entry. Note: Two teams sharing the Racing Bulls pit wall):

1. Campos Racing	6. AIX Racing
2. Hitech TGR	7. DAMS Lucas Oil
3. MP Motorsport	8. Prema Racing
4. Van Amersfoort Racing	9. Trident
5. Rodin Motorsport	10. ART Grand Prix

Team trolleys and personnel will assemble at the paddock exit as shown in the attached plan and be led by a vehicle via the designated route to the holding area located on the service road to the right of the F1 Paddock. Teams and personnel will be released from the holding area into the F1 Pit Lane, turning left into the fast lane make a U-turn and continue to their allocated pit positions.

A shuttle service and a transport truck will be provided for the mechanics with starter motors to transfer them to the F1 Pit Lane. As soon as the race cars have left the support paddock pit lane, mechanics must proceed immediately to the designated area. Equipment must be placed onto the transport truck and the mechanics will board the minibus at the same location for the journey to the F1 Pit Lane. Mechanics must not travel with their equipment on scooters to the F1 Pit Lane for safety reasons.

Safety regarding the use of Scooters

The use of scooters is not permitted in the paddock at any time, and they may only be used by the team personnel who start the cars in the Support Pit Lane for the journey to/from the F1 Pit Lane. Scooters used for this procedure must comply with all speed restrictions and be used in a safe manner. It is compulsory to wear a helmet when riding a scooter. Any scooters used for travel to the F1 Pit Lane must be parked in the designated area at the Wing.

Race cars will reach the pit lane under power. They will go join the track from the Support Pit Lane exit and proceed directly to the F1 Pit Lane. Marshals will be there to organise movements. Once trolleys are installed in the F1 Pit Lane, cars will be released onto the track.

Return to Support Paddock

Team vehicles will leave the F1 Pit Lane by moving to the exit-end of the pit lane, turning right at the last garage, through the gates and proceeding to the service road. Teams and trolleys will leave the F1 Pit Lane via the same way they entered but in the exact reverse order (ART first and Campos last).

At the end of the **practice session** after taking the chequered flag, drivers may complete the lap to the F1 grid and carry out a practice start, or enter exit the track via the Support Pit Lane at Turn 8 and proceed to Parc Fermé. Following the practice start, cars will continue to Turn 8 where they must leave the track via the Support Pit Lane, and proceed to Parc Fermé. Any cars in the F1 Pit Lane will be released after the last car on the grid has completed its practice start, and must leave the track at Turn 8.

At the end of the **qualifying session** after taking the chequered flag, cars will slow down and continue to Turn 8 where they must leave the track via the Support Pit Lane, and proceed to Parc Fermé. Any cars in the F1 Pit Lane at the time of the chequered flag will be released onto the track to exit via the Support Pit Lane and into Parc Fermé.

At the end of both **races** after taking the chequered flag, cars must slow down and the podium cars should stay in front of the field, completing the lap to the F1 Pit Lane for the podium presentation (where they will be under Parc Fermé conditions). All other cars will continue to Turn 8 where they must leave the track via the Support Pit Lane, and proceed to Parc Fermé. Any cars in the F1 Pit Lane at the time of the chequered flag will be released onto the track to exit via the Support Pit Lane and into Parc Fermé. The three podium cars will be returned to the support paddock by recovery trucks.

Pit Lane Procedure Times

Local marshals will be in control of trolley and race car movements so please follow their instructions. The timings below are **approximate and for guidance only**:

Friday – Practice (08:45 – 09:30)

Trolleys loaded and ready to depart by	07:55
Trolleys move to holding area	approx. 08:00
Trolleys released to F1 pits	approx. 08:20
Race cars released to F1 pits	approx. 08:25

Friday – Qualifying (14:00 – 14:30)

Trolleys loaded and ready to depart by	13:10
Trolleys move to holding area	approx. 13:15
Trolleys released to F1 pits	approx. 13:35
Race cars released to F1 pits	approx. 13:40

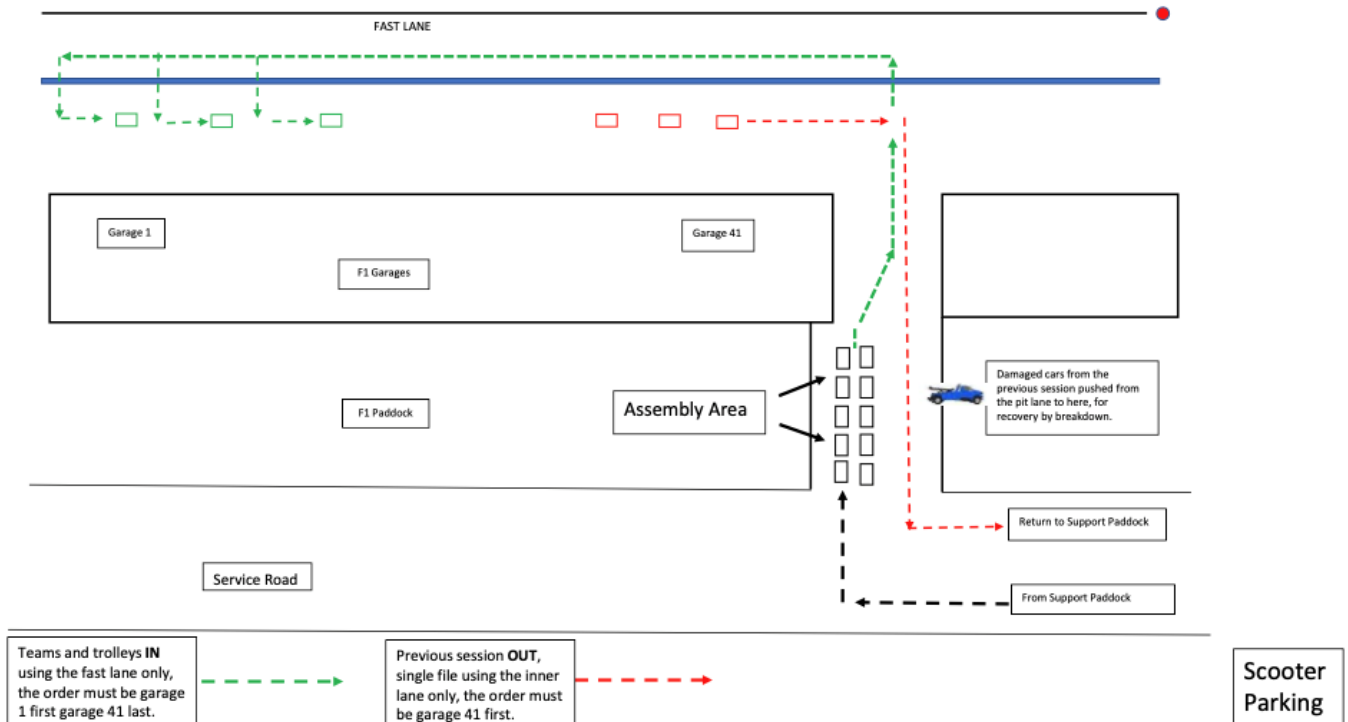
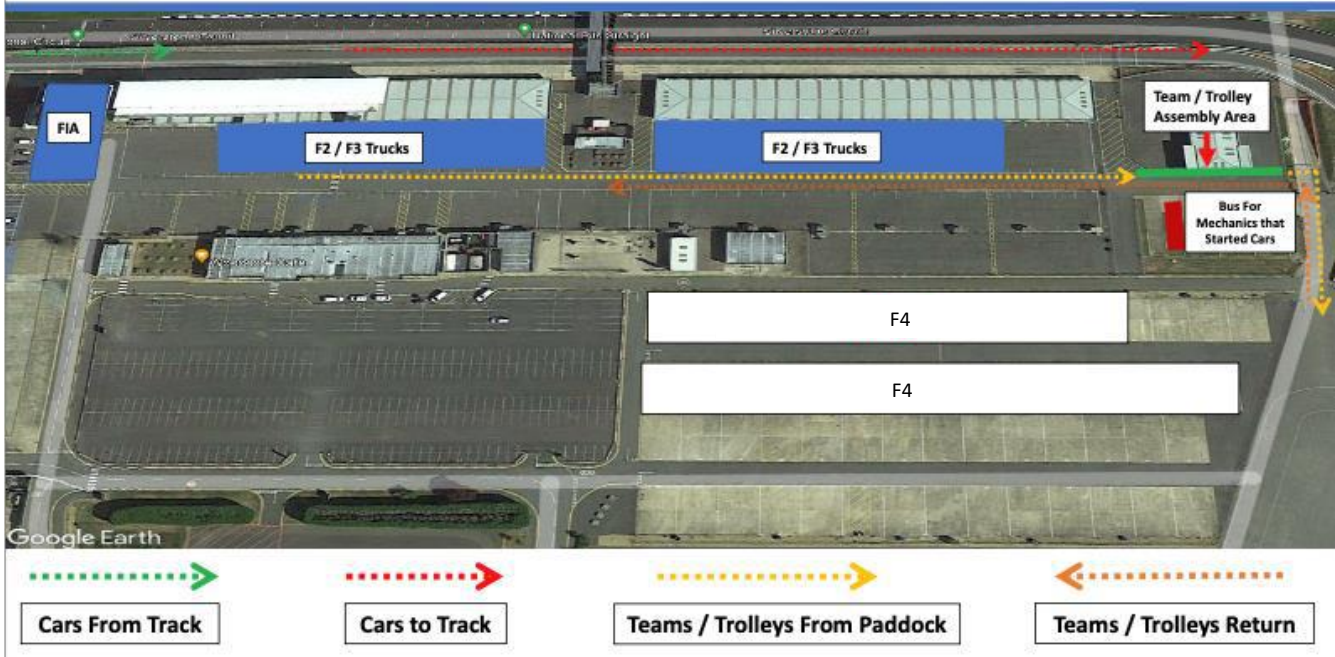
Saturday – Sprint Race (Pit Lane open 09:00)

Trolleys loaded and ready to depart by	08:10
Trolleys move to holding area	approx. 08:15
Trolleys released to F1 pits	approx. 08:35
Race cars released to F1 pits	approx. 08:40

Sunday – Feature Race (Pit Lane open 09:15)

Trolleys loaded and ready to depart by	08:25
Trolleys move to holding area	approx. 08:30
Trolleys released to F1 pits	approx. 08:50
Race cars released to F1 pits	approx. 08:55

Simon Gnana-Pragasam
Race Director
FIA Formula 3 Championship



SILVERSTONE EVENT

03RD – 06TH JULY 2025

TYRE SCHEDULE

(ART. 24.6. 2025 FORMULA 3 CHAMPIONSHIP SPORTING REGULATIONS)

- The Formula 3 tyre parc fermé is situated at the Pirelli service area
- **No tyre trolleys** or wet tyres will be allowed in the tyre parc fermé
- Wet tyres remain in possession of teams
- All tyres in the possession of teams must be visible to the Scrutineers at all times during the event
- The tyre pressure and temperature master gauge is available at the FIA F3 weigh platform area

Thursday 03rd July

13:30 All teams' tyres will be released from the FIA Formula 3 tyre parc fermé

18:00 All dry tyres must be deposited in the FIA Formula 3 tyre parc fermé

Friday 04th July

06:45 All teams' tyres will be released from the FIA Formula 3 tyre parc fermé

2 h after end of car Parc fermé

All dry NEW and all USED tyres must be deposited in the FIA Formula 3 tyre parc fermé

Saturday 05th July

07:00 All teams' tyres will be released from the FIA Formula 3 tyre parc fermé

2 h after end of car Parc fermé

All dry NEW and all USED tyres must be deposited in the FIA Formula 3 tyre parc fermé

Sunday 06th July

07:15 All teams' tyres will be released from the FIA Formula 3 tyre parc fermé

2 h after end of car Parc fermé

All tyres must be returned to the Pirelli service area

FIA Technical Delegate

Jana Muehlner

Issue: 1

03.07.2025