



FIA FORMULA 1 WORLD CHAMPIONSHIP



2025 DUTCH GRAND PRIX

29 - 31 August 2025

From	The FIA Formula One Race Director	Document	5
To	All Teams, All Officials	Date	28 August 2025
		Time	18:14

Title Race Director's Event Notes

Description Race Director's Event Notes

Enclosed 2025 Dutch Grand Prix Event Notes.pdf

Rui Marques

The FIA Formula One Race Director



2025 DUTCH GRAND PRIX

29 – 31 August 2025

From The FIA Formula One Race Director

To All Officials, All Teams

Date 28 August 2025

EVENT NOTES

General Instructions

1. Laps during Qualifying and Reconnaissance Lap(s).

In order to ensure that cars are not driven unnecessarily slowly on in laps during and after the end Qualifying or during reconnaissance laps when the pit exit is opened for the Race, drivers must stay below the maximum time set by the FIA between the Safety Car lines shown on the pit lane map.

Teams and Drivers will be informed of the maximum time after the Second Practice Session.

For the safe and orderly conduct of the Event, other than in exceptional circumstances accepted as such by the Stewards, any driver that exceeds the maximum time from the Second Safety Car Line to the First Safety Car Line on ANY lap during and after the qualifying session, including in-laps and out-laps or during reconnaissance laps when the pit exit is opened for the race, may be deemed to be going unnecessarily slowly. For the avoidance of doubt, this does not supersede Article 33.4 and Article 37.5 of the FIA Formula One Sporting Regulations, which apply to the entire Circuit, furthermore this includes the pit lane as well. Incidents will normally be investigated after the Qualifying session or the Race.

2. Parc Fermé

The Parc Fermé cameras must be always uncovered and operational during the Event.

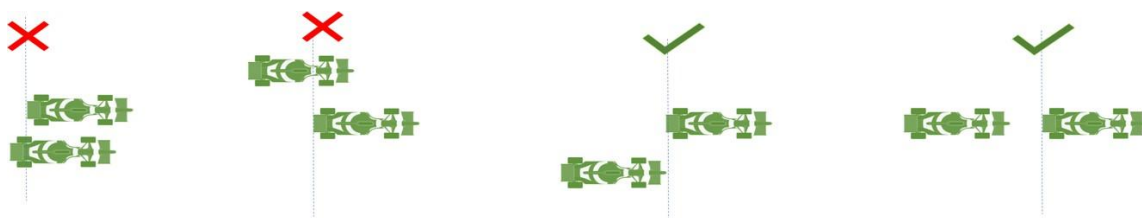
3. Lapping during the Race

The ISC requires drivers who are caught by another car to allow the faster driver past at the first available opportunity.

The F1 marshalling system will be set to give a pre-warning when the faster car is within 3.0s of the car about to be lapped, this should be used by the team of the slower car to warn their driver he is soon going to be lapped and that allowing the faster car through should be considered a priority. When the faster car is within 1.2s of the car about to be lapped blue light panels will be shown to the slower car (in addition to blue light panels, blue cockpit lights and a message on the timing monitors) and the driver must allow the following driver to overtake at the first available opportunity.

4. Article 55.15 SR

"In order to avoid the likelihood of accidents before the safety car returns to the pits, from the point at which the lights on the car are turned out drivers must proceed at a pace which involves no erratic acceleration or braking nor any manoeuvre which is likely to endanger other drivers or impede the restart".



5. ERS safety check after covers off

In accordance with the provisions of Article 40.2 k of the Sporting Regulations, as work required by the Technical Delegate; Each morning, immediately after covers are removed when the cars are under parc fermé conditions (Articles 40.7 & 40.8), all Teams must connect the umbilical to their cars and start a telemetry data logging for the sole purpose of checking the car ERS safety status.

6. Pit Lane Safety

Art. 26.3 of the Sporting Regulations states: "Save where these Sporting Regulations require otherwise, pit lane and track discipline and safety measures will be the same for all Free Practice sessions, the Qualifying session as for the Race." Additionally, Article 34.13 of the Sporting Regulations states: "Team personnel are only allowed in the pit lane immediately before they are required to work on a car and must withdraw as soon as the work is complete."

For the safe and orderly conduct of the event, in the context of the race only, the requirements of Article 34.13 are considered to apply until such time as all cars able to do so have completed the Race and have entered the designated Parc Ferme area. Following the end-of-session signal, described in Article 59.1, and when the Race Director considers it safe to do so, the message "ALL PASS HOLDERS MAY ACCESS THE PIT LANE" will be sent to all competitors using the official messaging system; this being the signal to all competitors that the requirements of Article 34.13 are no longer applicable, and thus holders of passes not valid for access to the Pit Lane (i.e. passes other than those marked "Pit Lane" or "Pit Lane All Times") may enter the pit lane.

Competitors are reminded that in accordance with the International Sporting Code, Article 9.15.1 "The Competitor shall be responsible for all acts or omissions on the part of any person taking part in, or providing a service in connection with, a Competition or a Championship on their behalf, including in particular their employees, direct or indirect, their Drivers, mechanics, consultants, service providers, or passengers, as well as any person to whom the Competitor has allowed access to the Reserved Areas.

7. Lap times in each Practice Session, Qualifying and Race

Only lap times which have been completed on the track will be included for the purpose of any classification.

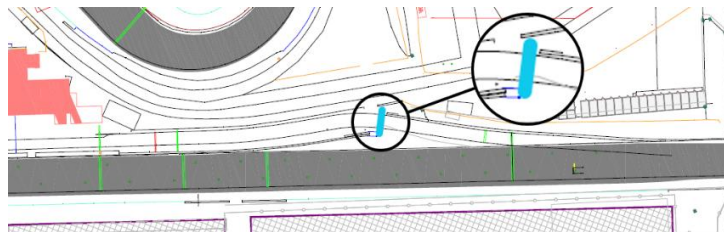
8. Finishing the Race

For the purpose of finishing the Race, pursuant to Article 59.1 of the FIA Formula One Sporting Regulations, the "Line" referred to will be the Control Line on the track and not in the Pit Lane.

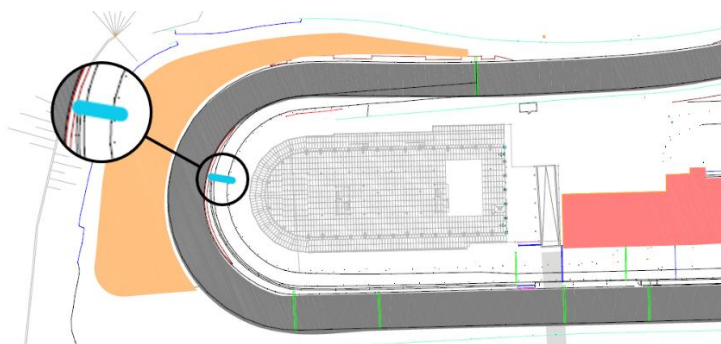
Event Specific Instructions

9. Marshalling System

- 9.1 A car entering the Pit Lane will be subject to the marshalling state (i.e. yellow flag or double yellow flag) of the associated sector until it passes the blue line marked on the image below.



A car leaving the Pit Lane will be subject to the marshalling system state i.e. yellow flag or double yellow flag of the sector into which it is emerging after it passes the blue line marked on the image below.



10. **FIA Outside Scales Times**

Should the outside scales be set up at the pit-lane entrance, these will be available for teams to use at any time outside the curfew times and the Parc Fermé cover-up times, except for the 30 minutes preceding the start of the Qualifying session and if there are support competitions using the pit lane.

While entering pit lane at the end of Free Practice sessions cars will not be allowed to stop to use the outside scales.

11. **Specific Technical Procedures**

Please note that the FIA have introduced an Appendix Index File which contains all the relevant and active Appendix documents, Technical and Sporting Directives. The latest version of this Index file ("**2025 Formula 1 Appendix – iss 10 – 2025-06-23.xlsx**") and all relevant documents can be found on the FIA SFTP site.

Competitors are hereby required to ensure compliance with these directives for the safe and orderly conduct of the Event.

12. **Support Races team barrier placement and movements**

Team barrier placement prior to and during all support category practice sessions and races: No more than three (3) meters from the garages.

Please ensure that your pit stop gantry arms are moved back towards the garage during all support category activities.

It is not permitted to push cars to the weighing area at any time a support category is in the pit lane.

Support Crews and Trolleys will be released into Pit Lane no earlier than 20 minutes prior to the opening of Pit Exit for their respective sessions.

Support Category competition vehicles will be released from the marshalling area no earlier than 15 minutes prior to the opening of Pit Exit for their respective sessions.

13. **Practice starts**

13.1 No practice starts may be carried out at the pit exit.

13.2 Practice starts after each Free Practice will be performed according to Article 38.3 of the Sporting Regulations.

Additionally, ISC Appendix L, Chapter IV, Article 5d) states that:

Cars in either the fast lane or working lane may not overtake other cars in the fast lane except in exceptional circumstances.

In this context a “stopped car” is one which has an obvious mechanical problem.

15. Lines at the Pit Entry and Pit Exit

- 15.1 In accordance with Chapter 4, Articles 4 and 6 of Appendix L to the ISC drivers must follow the procedures at pit entry and pit exit.
- 15.2 Pertaining to Chapter 4, Article 4 of Appendix L to the ISC any driver passing to the right hand side of the bollard at safety car line 1 will be considered as entering the pit lane.



- 15.3 During the reconnaissance laps prior to the race drivers are allowed to cross the white line separating the pit exit road from the circuit.
- 15.4 For the safe and orderly conduct of the event, during any live session, team personnel are not allowed to cross the finish line at the pit lane, as indicated in the picture below.



16. Additional Light Panel at Pit Exit Road

This panel will show a yellow or double yellow flag and rain signal if there are any obstacles around the corner leading to the pit exit.



17. Stopping Qualifying Sessions

For the safe and orderly conduct of the event, should any period of the Qualifying Session be stopped with less than 70 seconds remaining, the Race Director with the agreement of the

Stewards may decide that the relevant period of the qualifying session will not be resumed, i.e. that part of the competition will be stopped.

18. Post-Qualifying drivers weighing

Any driver who finished participating in the Qualifying Sessions after Q1 and Q2 must proceed through the pit lane directly to the FIA scales immediately after they have returned to their team's garage. The drivers may not drink anything or do anything which increases their weight before it is recorded by the FIA.

Any driver who stops on the track during the Qualifying sessions and is not required to visit the Medical Centre must proceed to the FIA scales to get his weight recorded before returning to his team.

Drivers who finish within the top 10 must proceed to the FIA scales immediately when out of their cars without contact with any other person.

19. DRS during all Free Practice sessions and the race

DRS Detection will be automatically disabled in each individual zone if any of the light panels in that zone are displaying yellow.

The zone and corresponding light panels are as follows:

- a) DRS activation 1: 12, 13, 14
- b) DRS activation 2: 16, 17, 18, 1, 2

20. DRS during Qualifying:

DRS Detection will be automatically disabled in each individual zone if any of the light panels in that zone are displaying yellow.

The zone and corresponding light panels are as follows:

- a) DRS activation 1: 12, 13, 14
- b) DRS activation 2: 16, 17, 18, 1

21. Track Limits

- 21.1 In accordance with the provisions of Article 33.3 of the Sporting Regulations, the white lines define the track edges. During Qualifying and the Race, each time a driver fails to negotiate with the track limits, this will result in that lap time being invalidated by the Stewards.

22. Escape Roads

22.1 Escape Road at Turn 1

Any driver going straight and who misses the corner at Turn 1 must follow the small road along the front of the tyre barrier which leads back on to the track at the exit of Turn 1.



22.2 Escape Road at Turn 8

Any driver going straight and who misses the corner at Turn 8 must follow the small road along the front of the tyre barrier which leads back on to the track at Turn 9.



22.3 Escape Road at Turn 11

Any driver going straight and who misses the corner at Turn 11 must follow the small road along the front of the tyre barrier which leads back on to the track at Turn 12.



23. Unsafe or Unknown ERS Status

If the status of the ERS changes to unsafe or unknown, the relevant team will be required to send mechanics to the podium area at pit entry. They will then be picked up by car to be brought to their car after the session.

24. Leaving the garage before and during all Practice Sessions

- 24.1 Before the start of a Practice Session or qualifying session no cars may enter the pit lane to proceed to pit exit until 5 minutes before the start of the session.
- 24.2 If the Free Practice Session or Qualifying Session is suspended, cars may only enter the Fast Lane after the re-start time is confirmed via the official messaging system.

25. Fire extinguishers around the circuit

Indicated by white boards with a red fire extinguisher attached to the debris fences.

26. Places to remove cars from the track

Indicated by fluorescent orange panels/paintings on the barriers.

27. Removing cars from the grid

Cars may be removed from the grid through the gates adjacent to grid position 5.

28. Race Suspension or Starting Procedure Suspended

In case of race suspension or starting procedure suspended, (except in case of Article 57.2 – stopping on the grid), cars will be stopped in the fast lane with the first car stopped in the vicinity last team garage.

29. Car number light panels for the start

On the left-hand side of the grid.

30. Light panels:

In case of an incident, the yellow and double yellow light panel will be mirrored on the following panels:

- Panel 9 will be mirrored on panel 8
- Panel 17 will be mirrored on panel 16

31. FP1 and FP2 Marshalling System Test

At the start of both the FP1 and FP2 sessions, when the first car enters the Pit Lane fast lane to proceed on track a Virtual Safety Car (VSC) will be deployed and a double yellow flag will be set in marshalling sectors 1 and 2. After 3 cars have entered the track the Double Yellow Flag in marshalling sectors 1 and 2 will be cleared (the VSC shall remain). After a further 3 cars have entered the track the VSC will be cleared (the test will be complete). All drivers must respect the VSC Delta and/or Double Yellow Delta should they encounter it during this test.

32. Reconnaissance Laps

During the reconnaissance laps prior to the race the light panel 18 will present a double yellow signal.

33. Changes to the Circuit

- Reprofile the end of the kerb at the apex of Turn 6.

Rui Marques

The FIA Formula One Race Director