



eyetime

Official title sponsor

# FORMULA 1 EYETIME GROSSER PREIS VON ÖSTERREICH

SPIELBERG  
29 JUNE - 1 JULY



# 2018

OFFICIAL MEDIA KIT



## CONTENTS

### I. RED BULL RING

- 3 Milestones: Österreichring – A1 Ring – Red Bull Ring
- 4 History of the Red Bull Ring
- 6 Red Bull Ring – Circuit in Detail
- 7 Red Bull Ring – Circuit Map

### II. MEDIA SERVICE

- 8 Timetable
- 10 Media Accreditation Centre – Opening Hours
- 10 Media Accreditation Centre – Location
- 11 Media Centre – Opening Hours
- 11 Media Centre – Location
- 12 Photo Shuttle Service
- 12 Press Conferences F1

### III. FIA FORMULA 1 WORLD CHAMPIONSHIP 2018

- 13 Race Calendar
- 14 Australian Grand Prix – Results
- 16 Bahrain Grand Prix – Results
- 18 Chinese Grand Prix – Results
- 20 Azerbaijan Grand Prix – Results
- 22 Spanish Grand Prix – Results
- 24 Monaco Grand Prix – Results
- 26 Canadian Grand Prix – Results
- 28 French Grand Prix – Results
- 30 Austrian Grand Prix
- 31 British Grand Prix
- 32 German Grand Prix
- 33 Hungarian Grand Prix
- 34 Belgian Grand Prix
- 35 Italian Grand Prix
- 36 Singapore Grand Prix
- 37 Russian Grand Prix
- 38 Japanese Grand Prix
- 39 United States Grand Prix
- 40 Mexican Grand Prix
- 41 Brazilian Grand Prix

- 42 Abu Dhabi Grand Prix
- 43 Drivers' World Championship 2018  
Intermediate Ranking
- 43 Constructors' World Championship 2018  
Intermediate Ranking

### IV. TEAMS AND DRIVERS 2018

- 44 List of Drivers
- 45 Overview of Driver Stats
- 46 Mercedes
- 46 Ferrari
- 47 Red Bull Racing
- 47 Williams
- 48 Toro Rosso
- 48 Force India
- 49 McLaren
- 49 Sauber
- 50 Renault
- 50 Haas

### V. FIA FORMULA 1 WORLD CHAMPIONSHIP 2017

- 51 Drivers' World Championship 2017
- 52 Race Winners 2017
- 52 Constructors' World Championship 2017

## MILESTONES: ÖSTERREICHRING – A1 RING – RED BULL RING



**1969**

Österreichring opens

**1970**

Jochen Rindt is the idol of the masses. More than 100,000 people cheer him on at his home Grand Prix, which he drops out of after 22 laps. Jochen Rindt dies a few weeks later in Monza.

**1984**

Niki Lauda wins his home Grand Prix



**1996**

A1 Ring opens

**1997**

Formula 1 returns to the new A1 Ring. Gerhard Berger competes in his last race.

**2003**

Michael Schumacher wins his last Formula 1 Grand Prix at the A1 Ring.

**2011**

The Red Bull Ring opens its gates on 15 May 2011, offering a new home for motor sports enthusiasts from Austria and beyond.



**2014**

Formula 1 returns to Spielberg. Tens of thousands of fans look forward to a motor sports spectacle par excellence, as well as an unusual supporting programme.



## HISTORY OF THE RED BULL RING

FIVE DECADES FULL OF MOTORSPORT

**At the Red Bull Ring, one can breathe decades of motor racing history that have left their mark on the race track. Spectacular Formula 1 races took place there from 1963 to 2003, initially on the airfield at Zeltweg, and later on the current grounds of the Red Bull Ring. Jochen Rindt and Niki Lauda, Alain Prost and Michael Schumacher – they all lapped the legendary circuit over the years. Now, the Red Bull Ring is about to take Spielberg to a new era of motor racing. History started to be made there again in April 2011.**

The race held in 1963 on the military airstrip at Zeltweg was given the title 'First Grand Prix of Austria', but did not yet have world championship status. In the 1960s, Formula 1 was still a relatively low-budget affair so, after the convivial experience in the Steiermark region, a lot of love and persuasion was used to pull off an F1 World Championship race there in 1964. The cost of getting a car onto the starting grid back then was the equivalent of around € 100,000 now, a fee which has since multiplied by around three hundred. The race was not bad – aside from the exit of top stars like Jim Clark, Graham Hill, Dan Gurney and John Surtees. Their more delicate vehicles fell victim to the surface of the airstrip, and for such a bumpy track there could be no future in Formula 1. So that was that. There were proud memories, but then, with the emergence of Jochen Rindt, motor racing acquired a new status in Austria; and at the same time, politicians were trying to find ways of promoting a structurally weak region.

*"This track offers a fantastic symbiosis of architecture and landscape. I know of no other course anywhere in the world which is set so magnificently within an attractive area. The new tracks tend to be sterile and derive their impact from monumental structures which have nothing to do with racing as such. Here, the ups and downs amid the landscape offer something more personal in nature. To me, it is if the track has some kind of connection with its whole surroundings."*

**Dr. Helmut Marko, winner of the very first race (1969) at the Österreichring on a Chevrolet Camaro. It was the first support race of the opening event. Marko also won the second heat (Formula V), and we find a 20-year-old Niki Lauda in eighth position on that race's list.**

That is how the Österreichring came to be built not far from the Zeltweg airfield, in the municipality of Spielberg. It was opened in 1969, and 1970 saw its first Formula 1 World Championship race, while the sport was still within reasonable financial bounds. What was really exciting about that period was the contest to build Europe's fastest racetrack, faster than the Hockenheimring (which still had its long forest sections) and Spa-Francorchamps. A backdrop of a hundred thousand spectators was also quite remarkable, but what was even more exciting was, of course, the fact that world championship-leading Austrian Jochen Rindt entered the race, although he had to drop out because of a defect. It was his last world championship race; Jochen Rindt died three weeks later during a practice session for the Grand Prix at Monza. No-one could have imagined it at the time but Rindt was actually to be followed by some sort of successor and new heroes tackled the Ring which was, despite being one of the fastest, also one of the safest race tracks of its age. But it took much of his career for Niki Lauda to actually win a world championship race there, having made his debut at the Österreichring 15 years earlier; an Austrian victory finally came in 1984 and was crucial for his third world championship title.



*"I think it's brilliant that Austria once again has a world-class race track alongside everything else that is so special about the region – it's nothing short of a tradition now. To me, the first hanging left-hand corner in the twisty downhill section is one of the most challenging bends in the entire calendar. It used to be called the Lauda Corner. Not a bad name, don't you think?"*

**Niki Lauda came eighth in the Formula V race on the Österreichring's opening day in 1969, and in 1984 became the first and only Austrian to win an Austrian Grand Prix, for McLaren-TAG-Turbo.**

The Ring was much more than just a Formula 1 showplace. Countless races involving touring cars and lower racing formulas provided young talents with early opportunities. A 19-year-old Gerhard Berger raced around a track for the very first time there (in a 1600 cc Escort), and over the years that followed earned himself a kind of local citizenship. "Just thinking about arriving there with the Alfasud behind me on the trailer makes my heart beat faster. I felt at home there, and I used to really let rip, whether in the Alfasud or in Formula Ford." A milestone in the new Formula 1 era was the extraordinary average speed of 248 km/h achieved by Nelson Piquet in a practice lap in 1984 aboard a Brabham with the famous BMW turbo engine. Gerhard Berger arrived at Formula 1 just in time to experience the high-point of the turbo craze. His Benetton-BMW is reputed to have put out 1,300 horsepower in practice in 1986. It had almost too much power for its own good.



*"The turbo years were the wildest time in Formula 1. And the Ring was tailor-made for a gut-feeling driver like me, and simply the best racing track in the world – ideal for my senses, so that I could experience and push the limit. When it came to corner-sequence, extreme speed and undulations, no other track could offer such an exciting mix – it was motor racing in its purest form."*

**Gerhard Berger participated in his very first race on the Österreichring (1978, Ford Escort), and dropped out in the lead at the F1 race in 1986 (at the high-point of the turbo era, in a Benetton-BMW with more than 1000 horsepower).**

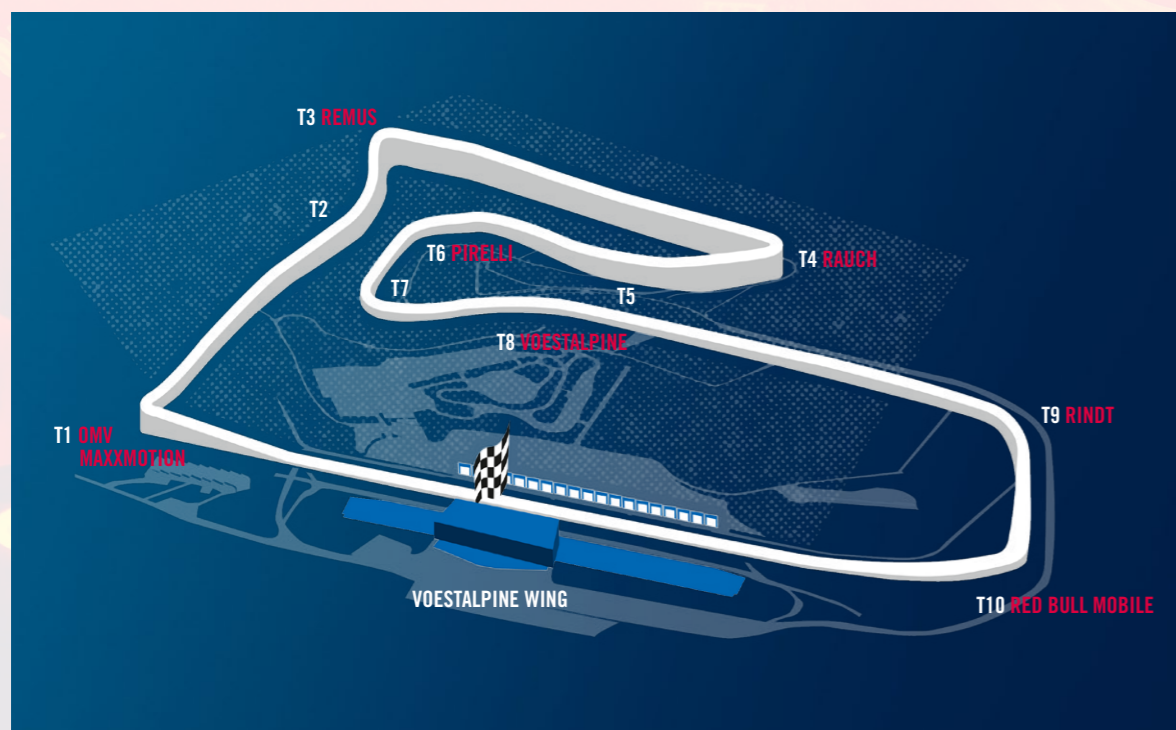
As the turbo era was superseded by a new engine formula, the politics of Formula 1 marketing also changed; things became more aggressive, people wanted to see more money, and special arrangements were sought in state and regional politics. Amid those circumstances, two truly messy and dramatic pile-ups in the first lap of the 1987 Grand Prix provided a good excuse to rearrange the Formula 1 calendar and cross Austria off the list. When a fresh start was made after a ten year hiatus, both sides had gone to some lengths to accommodate each other, but the undisputed benefit was the existence of a 'safe', 'modern' track which, while continuing to make use of the geography of the Aichfeld area and the track's situation in a river basin, now satisfied the sport's new sense of proportion, and even set new trends in it. Of course, losing the long top-speed straight in the west was a shame but the new, shorter version of the track made up for this loss by accentuating the site's arena-like effect. There were seven Grand Prix races from that point onwards, some of which were fabulous, some of which patchy (team orders), until gradually, the underlying conditions behind the broader global Formula 1 vision changed, as did the political environment in Austria itself. The last Formula 1 race in 2003 was followed by a period of uncertainty as to the future of the Ring. But after protracted planning, which was much scrutinised in its environmental aspects, the Red Bull Ring entered operation in April 2011.



## RED BULL RING – CIRCUIT DETAILS

The new Red Bull Ring complies with all current international safety standards. This means that every type of racing permitted under FIA (four-wheel) rules can be held there. Its length is 4.3 three kilometres, and its routing is the same as that used from 1996 to 2003 on the layout designed by the world's most famous Grand Prix track architect, Hermann Tilke.

Part of what makes this race track attractive is the sloping terrain around it which creates a natural arena. Natural areas help solving the discrepancy between safety and the closeness of the spectators to the action in the best possible way. In the best spots, one practically sits above the race cars and can spot the drivers in their cockpits as they break, tackle accelerate out of the corners which gives one the feeling of being part of the action; at most other tracks you are so far away you have to use binoculars. Certain places allow views of two thirds of the track, and it is not unusual to witness the now-rare spectacle of cars powersliding; the road surface lends itself to powersliding more than newly designed tracks. Since 2011, the Ring has welcomed many major top-class racing series such as the German Touring Car Championship DTM and hosted many exciting races in various classes. The aim is to offer a balanced season programme with a mix of race events, presentations, testing, and public activities.



**Circuit:** Red Bull Ring  
**Circuit Length:** 4,318 km  
**Corners:** 10 (3 left, 7 right)

**Sea level:** 677 m  
**Maximum uphill slope:** 12 %  
**Maximum downhill slope:** 9,3 %  
**Track width:** 12–13 m

**Number of laps:** 71  
**Race distance:** 306,452 km  
**Lap record:**  
 Lewis Hamilton (2017): 1:07.411

## RED BULL RING – SITE MAP



KFZ-PARKPLÄTZE / PARKING	HITRADIO Ö3 BÜHNE / HITRADIO Ö3 STAGE	FAMILY AREA	STEIERMARK TRIBÜNE / STEIERMARK GRANDSTAND
SONDERPARKPLÄTZE A, B, C / SPECIAL PARKING A, B, C	F1 FANZONE	STEIER CLUB	STEHPLÄTZE / GENERAL ADMISSION
BUSPARKPLÄTZE / BUS PARKING	BANKOMAT / CASH MACHINE	INFO POINT 1 + TOURISM INFORMATION	TRIBÜNE NORD / GRANDSTAND NORTH
MOTORRADPARKPLÄTZE / MOTORBIKE PARKING	SPEISEN & GETRÄNKE / FOOD & BEVERAGES	INFO POINT 2/3/4 + LOST & FOUND	TRIBÜNE MITTE / GRANDSTAND MIDDLE
FAHRRADABSTELLPLÄTZE / BIKE PARKING	WC / RESTROOMS	FÜGÄNGERBRÜCKE / PEDESTRIAN BRIDGE	TRIBÜNE OST (eyetime) / GRANDSTAND EAST (eyetime)
SHUTTLEBUSTERMINAL KNITTELFELD - JUDENBURG	ERSTE HILFE / FIRST AID	HOFER-TICKET RENNIHAUSE	TRIBÜNE START / ZIEL / GRANDSTAND START / FINISH
BARRIEREFREIE PARKPLÄTZE / DISABILITY PARKING	POLIZEI / POLICE	HOFER-EVENT FILIALE / HOFER-EVENT STORE	TICKETVERKAUF / TICKET SALE
CAMPINGPLATZ / CAMP SITE	FEUERWEHR / FIRE BRIGADE	RED BULL TRIBÜNE / RED BULL GRANDSTAND	TICKETVERKAUF & TICKETABHOLUNG / TICKET SALE & TICKET PICK-UP STATION
			ggticketshop, oeticket, eyetime



## TIMETABLE

### FORMULA 1 EYETIME AUSTRIAN GRAND PRIX 2018

#### THURSDAY

11:00	11:30	PROMOTER ACTIVITY	PRESS CONF. ROOM	SECURITY BRIEFING
11:00	17:00	FIA	FIA GARAGE	INITIAL SCRUTINEERING
11:30	12:00	PROMOTER ACTIVITY	TRACK	RED BULL DRIFTBROTHERS
13:00	15:00	FORMULA 1	TRACK	TRACK CLOSED FIA/F1 SYSTEMS CHECKS - TRACK ACCESS RESTRICTED TO FIA/F1 ONLY
13:45	14:00	FIA	TRACK	TRACK INSPECTION, TRACK COMPLETELY CLEAR
14:00	15:00	FIA	TRACK	HIGH SPEED TRACK TEST - FIA SAFETY & MEDICAL CARS
15:00	15:30	PROMOTER ACTIVITY	TRACK	SAFETY CAR PRIZE WINNERS' TAXI RIDES ASTON MARTIN RED BULL RACING TAXI DRIVES
15:00	16:00	FORMULA 1	PRESS CONF. ROOM	PRESS CONFERENCE
15:30	18:00	PROMOTER ACTIVITY	PIT LANE	3 DAY TICKET HOLDERS' PIT LANE WALK ONLY
16:30	17:00	FIA FORMULA 2	PRESS CONF. ROOM	DRIVERS' & TEAM MANAGERS' MEETING
17:00	18:00	FORMULA 1	PRESS CONF. ROOM	TEAM MANAGERS' MEETING
18:00	18:30	GP3 SERIES	PRESS CONF. ROOM	DRIVERS' & TEAM MANAGERS' MEETING
18:00	18:30	FORMULA 1	PIT LANE	F1 EXPERIENCE - PIT LANE WALK (F1 EXPERIENCE GUESTS ONLY)
18:30	19:30	FORMULA 1	TRACK	F1 EXPERIENCE - TRUCK TOUR (F1 EXPERIENCE GUESTS ONLY)

#### FRIDAY

08:30	09:15	Paddock CLUB	PIT LANE	Paddock CLUB PIT LANE WALK
09:00	09:10	FIA	TRACK	MEDICAL INSPECTION
09:15	09:30	FIA	TRACK	TRACK INSPECTION AND SAFETY CAR TEST
09:35	10:20 <sup>1</sup>	GP3 SERIES	TRACK	PRACTICE SESSION
10:30	10:40	FIA	TRACK	TRACK INSPECTION
11:00	12:30 <sup>1</sup>	FORMULA 1	TRACK	FIRST PRACTICE SESSION
12:40	12:50	PROMOTER ACTIVITY	TRACK	RED BULL DRIFTBROTHERS
13:00	13:45 <sup>1</sup>	FIA FORMULA 2	TRACK	PRACTICE SESSION
13:00	14:00	FORMULA 1	PRESS CONF. ROOM	PRESS CONFERENCE
13:50	14:45	Paddock CLUB	PIT LANE	Paddock CLUB PIT LANE WALK
13:55	14:25	Paddock CLUB	TRACK	Paddock CLUB TRUCK TOUR
14:00	14:30	Porsche MOBIL 1 SUPERCUP		DRIVERS' MEETING
14:30	14:40	FIA	TRACK	TRACK INSPECTION
15:00	16:30 <sup>1</sup>	FORMULA 1	TRACK	SECOND PRACTICE SESSION
16:40	16:50	PROMOTER ACTIVITY	TRACK	RED BULL DRIFTBROTHERS
16:55	17:25	FIA FORMULA 2	TRACK	QUALIFYING SESSION
17:50	18:20	GP3 SERIES	TRACK	QUALIFYING SESSION
18:00	19:00	FORMULA 1	PRESS CONF. ROOM	DRIVERS' MEETING
18:40	19:25 <sup>1</sup>	Porsche MOBIL 1 SUPERCUP	TRACK	PRACTICE SESSION
19:00	19:30	FIA FORMULA 2	PRESS CONF. ROOM	PRESS CONFERENCE
19:30	20:00	PROMOTER ACTIVITY	TRACK	PROJEKT SPIELBERG PORSCHE TAXI DRIVES
20:30	21:00	PROMOTER ACTIVITY	PIT LANE	MARSHAL PIT LANE WALK

\* These times refer to the start of the formation lap  
<sup>1</sup> Fixed end session  
<sup>2</sup> Approximate finishing time

#### SATURDAY

08:00	09:00	PROMOTER ACTIVITY	TRACK	PROJEKT SPIELBERG PORSCHE TAXI DRIVES
09:00	09:30	Paddock CLUB	TRACK	Paddock CLUB TRUCK TOUR
09:00	09:45	FORMULA 1	PIT LANE	TEAM PIT STOP PRACTICE
09:00	09:45	Paddock CLUB	PIT LANE	Paddock CLUB PIT LANE WALK
09:30	09:40	FIA	TRACK	MEDICAL INSPECTION
09:40	09:55	FIA	TRACK	TRACK INSPECTION & SAFETY CAR TEST
10:10	10:15	GP3 SERIES	TRACK	PIT LANE OPEN
10:25*	11:10 <sup>2</sup>	GP3 SERIES	TRACK	FIRST RACE (...24 LAPS OR 40 MINS)
11:15	11:25	PROMOTER ACTIVITY	TRACK	RED BULL DRIFTBROTHERS
11:30	11:40	FIA	TRACK	TRACK INSPECTION
12:00	13:00 <sup>1</sup>	FORMULA 1	TRACK	THIRD PRACTICE SESSION
13:25	13:55	Porsche MOBIL 1 SUPERCUP	TRACK	QUALIFYING SESSION
14:00	14:30	Paddock CLUB	TRACK	Paddock CLUB TRUCK TOUR
14:00	14:30	FIA FORMULA 2	TRACK	DRIVERS' PARADE
14:00	14:45	Paddock CLUB	PIT LANE	Paddock CLUB PIT LANE WALK
14:30	14:40	FIA	TRACK	TRACK INSPECTION
15:00	16:00	FORMULA 1	TRACK	QUALIFYING SESSION
16:30	16:35	FIA FORMULA 2	PIT LANE	PIT LANE OPEN
16:45*	17:55 <sup>2</sup>	FIA FORMULA 2	TRACK	FIRST RACE (40 LAPS OR 60 MINS)
18:00	18:20	PROMOTER ACTIVITY	AIR DISPLAY	THE FLYING BULLS AIR SHOW
18:00	18:30	Paddock CLUB	TRACK	Paddock CLUB TRUCK TOUR
18:10	18:40	FIA FORMULA 2	PRESS CONF. ROOM	PRESS CONFERENCE
18:40	19:10	PROMOTER ACTIVITY	TRACK	RED BULL LEGEND PARADE - TRACK FAMILIARISATION
19:00	23:00	PROMOTER ACTIVITY		SOCCER TOURNAMENT

#### SUNDAY

08:00	08:45	PROMOTER ACTIVITY	TRACK	PROJEKT SPIELBERG PORSCHE TAXI DRIVES
08:45	08:55	FIA	TRACK	MEDICAL INSPECTION
08:55	09:10	FIA	TRACK	TRACK INSPECTION AND TRACK TEST
09:30	09:35	GP3 SERIES	PIT LANE	PIT LANE OPEN
09:45*	10:20 <sup>2</sup>	GP3 SERIES	TRACK	SECOND RACE (18 LAPS OR 30 MINS)
10:45	10:50	FIA FORMULA 2	PIT LANE	PIT LANE OPEN
11:00*	11:50 <sup>2</sup>	FIA FORMULA 2	TRACK	SECOND RACE (28 LAPS OR 45 MINS)
12:10	12:40	FIA FORMULA 2	PRESS CONF. ROOM	PRESS CONFERENCE
12:15*	12:50 <sup>2</sup>	Porsche MOBIL 1 SUPERCUP	TRACK	RACE (16 LAPS OR 30 MINS)
13:05	13:25	PROMOTER ACTIVITY	TRACK	RED BULL LEGENDS' PARADE
13:15	14:00	Paddock CLUB	PIT LANE	Paddock CLUB PIT LANE WALK
13:25	13:55	Paddock CLUB	TRACK	Paddock CLUB TRUCK TOUR
13:30	14:00	FORMULA 1	TRACK	DRIVERS' TRACK PARADE
14:00	14:10	FIA	TRACK	MEDICAL INSPECTION
14:05	14:25	PROMOTER ACTIVITY	AIR DISPLAY	THE FLYING BULLS AIR SHOW
14:10	14:25	PROMOTER ACTIVITY	TRACK	STARTING GRID PRESENTATION
14:10	14:20	FIA	TRACK	TRACK INSPECTION
14:30	14:40	FORMULA 1	PIT LANE	PIT LANE OPEN
14:56	14:58	FORMULA 1	TRACK	NATIONAL ANTHEM
15:10*	17:10 <sup>2</sup>	FORMULA 1	TRACK	GRAND PRIX (71 LAPS OR 120 MINS)

\* These times refer to the start of the formation lap  
<sup>1</sup> Fixed end session  
<sup>2</sup> Approximate finishing time



## OPENING HOURS

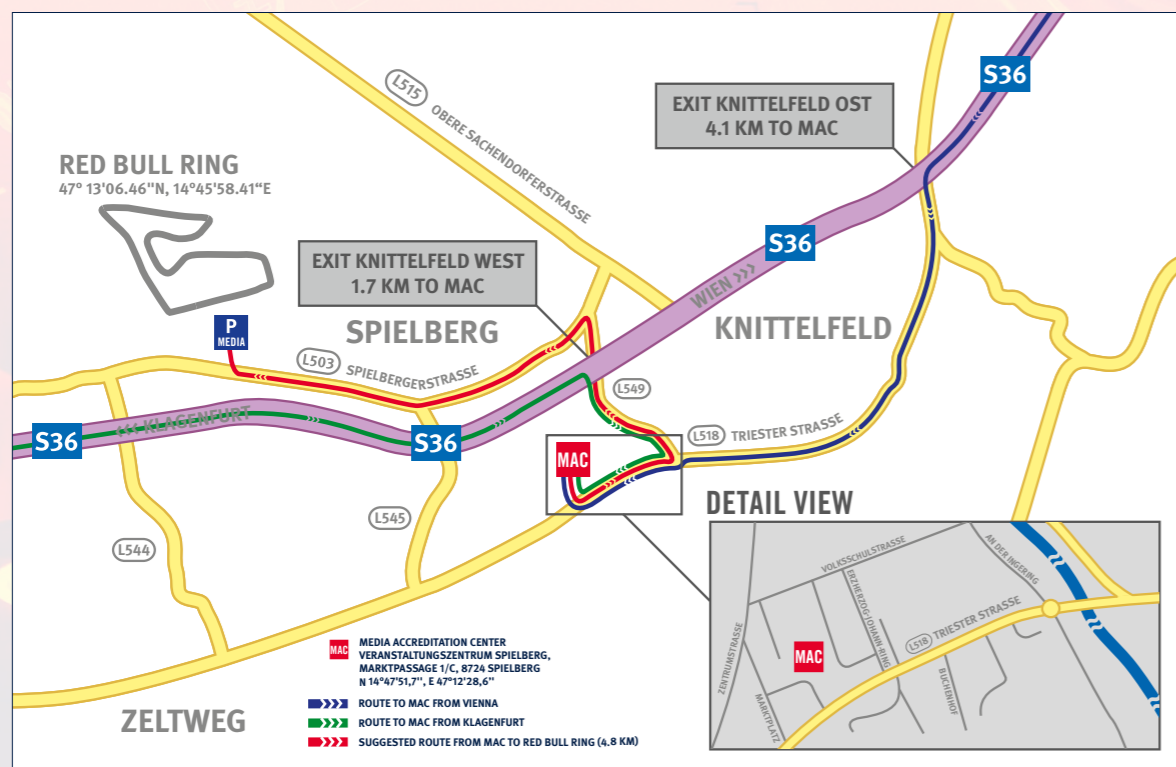
### Media Accreditation Centre:

Thursday	8am – 6pm
Friday	8am – 4pm
Saturday	8am – 12pm
Sunday	8am – 11am

### Veranstaltungszentrum Spielberg

Marktpassage 1/C  
 8724 Spielberg

## LOCATION OF MAC

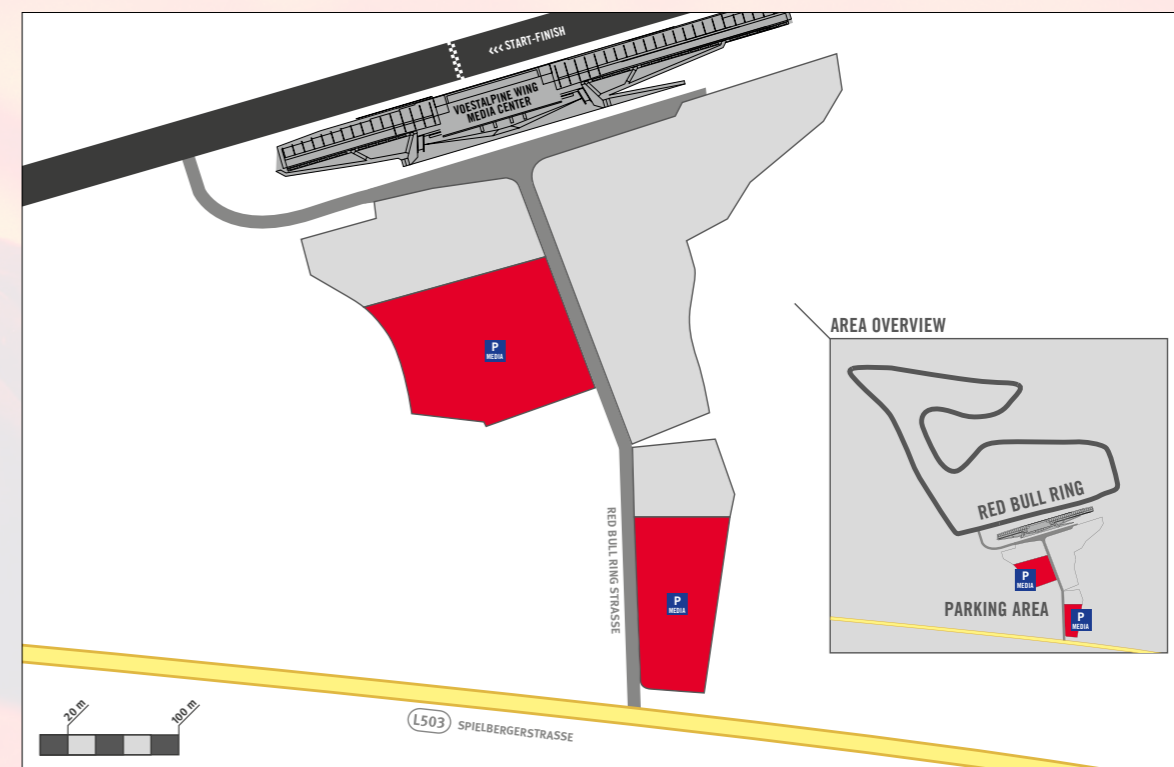


## OPENING HOURS

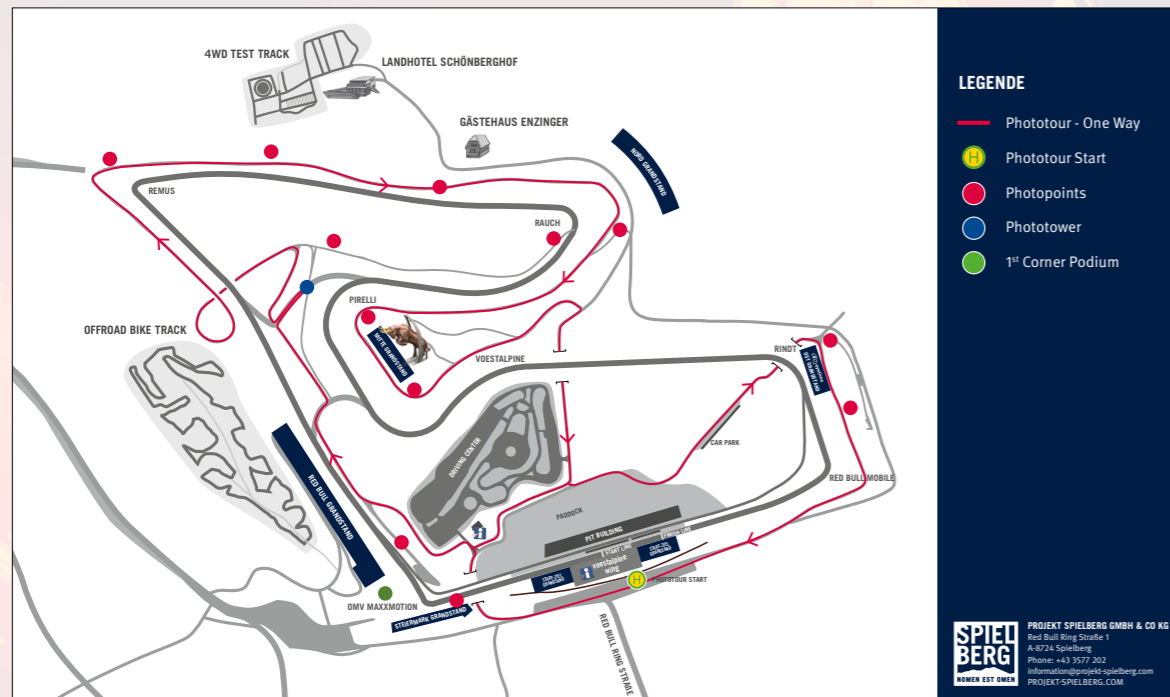
### Media Centre:

Thursday	9am – 10pm
Friday	7am – 11pm
Saturday	7am – 11pm
Sunday	7am – until the last journalist leaves the MC

## LOCATION OF MC



## PHOTO-SHUTTLE-SERVICE



## FIA FORMULA 1 WORLD CHAMPIONSHIP 2018

### RACE CALENDAR

DATE	RACE	TRACK	LOCATION
March 25	AUSTRALIAN GRAND PRIX	Melbourne Grand Prix Circuit	Melbourne
April 08	BAHRAIN GRAND PRIX	Bahrain International Circuit	Sakhir
April 15	CHINESE GRAND PRIX	Shanghai International Circuit	Shanghai
April 29	AZERBAIJAN GRAND PRIX	Baku City Circuit	Baku
May 13	SPANISH GRAND PRIX	Circuit de Barcelona-Catalunya	Catalunya
May 27	MONACO GRAND PRIX	Circuit de Monaco	Monte Carlo
June 10	CANADIAN GRAND PRIX	Circuit Gilles Villeneuve	Montréal
June 24	FRENCH GRAND PRIX	Circuit Paul Ricard	Le Castellet
July 01	AUSTRIAN GRAND PRIX	Red Bull Ring	Spielberg
July 08	BRITISH GRAND PRIX	Silverstone Circuit	Silverstone
July 22	GERMAN GRAND PRIX	Hockenheimring	Hockenheim
July 29	HUNGARIAN GRAND PRIX	Hungaroring	Budapest
August 26	BELGIAN GRAND PRIX	Circuit de Spa-Francorchamps	Spa-Francorchamps
September 02	ITALIAN GRAND PRIX	Autodromo Nazionale Monza	Monza
September 16	SINGAPORE GRAND PRIX	Marina Bay Street Circuit	Singapur
September 30	RUSSIAN GRAND PRIX	Sochi Autodrom	Sochi
October 07	JAPANESE GRAND PRIX	Suzuka International Racing Course	Suzuka
October 21	UNITED STATES GRAND PRIX	Circuit of the Americas	Austin
October 28	MEXICAN GRAND PRIX	Autódromo Hermanos Rodríguez	Mexico City
November 11	BRAZILIAN GRAND PRIX	Autódromo José Carlos Pace	Sao Paulo
November 25	ABU DHABI GRAND PRIX	Yas Marina Circuit	Yas Marina

## PRESS CONFERENCES F1

Thursday	3pm
Friday	1pm
Saturday	after qualifying
Sunday	after the race

An online version of the media kit is available at [www.fia.com](http://www.fia.com)



## AUSTRALIAN GRAND PRIX – MELBOURNE

MARCH 25 2018 / MELBOURNE GRAND PRIX CIRCUIT

<b>First Grand Prix</b>	1996	<b>Number of Laps</b>	58	<b>Circuit Length</b>	5.303 km	<b>Race Distance</b>	307.574 km
<b>Lap Record</b>	1:24.125 by Michael Schumacher (2004)						



## AUSTRALIAN GRAND PRIX – MELBOURNE

RESULTS

Pos.	Nr.	Driver	Team	Lap	Time	Points
1	5	Sebastian Vettel	Ferrari	58	1:29:33.283	25
2	44	Lewis Hamilton	Mercedes	58	+5.036s	18
3	7	Kimi Räikkönen	Ferrari	58	+6.309s	15
4	3	Daniel Ricciardo	Red Bull Racing	58	+7.069s	12
5	14	Fernando Alonso	McLaren Renault	58	+27.886s	10
6	33	Max Verstappen	Red Bull Racing	58	+28.945s	8
7	27	Nico Hulkenberg	Renault	58	+32.671s	6
8	77	Valtteri Bottas	Mercedes	58	+34.339s	4
9	2	Stoffel Vandoorne	McLaren Renault	58	+34.921s	2
10	55	Carlos Sainz	Renault	58	+45.722s	1
11	11	Sergio Perez	Force India Mercedes	58	+46.817s	0
12	31	Esteban Ocon	Force India Mercedes	58	+60.278s	0
13	16	Charles Leclerc	Sauber Ferrari	58	+75.759s	0
14	18	Lance Stroll	Williams Mercedes	58	+78.288s	0
15	28	Brendon Hartley	Scuderia Toro Rosso Honda	57	+1 lap	0
NC	8	Romain Grosjean	Haas Ferrari	24	DNF	0
NC	20	Kevin Magnussen	Haas Ferrari	22	DNF	0
NC	10	Pierre Gasly	Scuderia Toro Rosso Honda	13	DNF	0
NC	9	Marcus Ericsson	Sauber Ferrari	5	DNF	0
NC	35	Sergey Sirotkin	Williams Mercedes	4	DNF	0

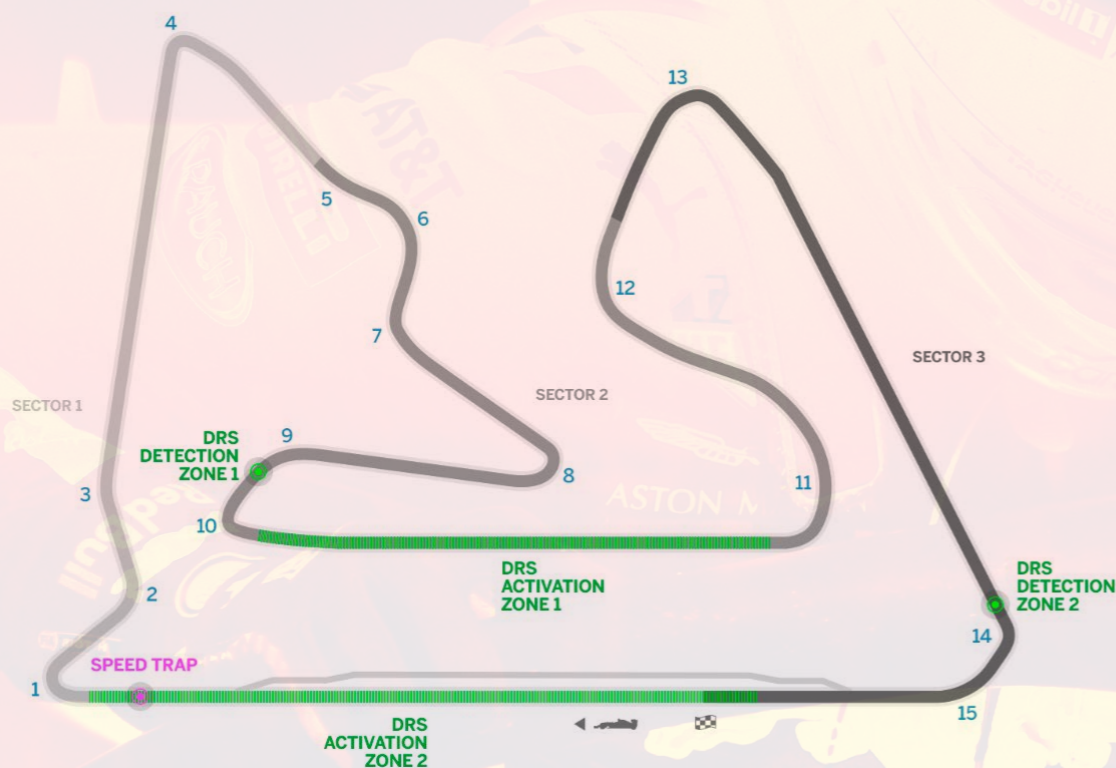




## BAHRAIN GRAND PRIX – SAKHIR

APRIL 08 2018 / SAHARA INTERNATIONAL CIRCUIT

<b>First Grand Prix</b>	2004	<b>Number of Laps</b>	57	<b>Circuit Length</b>	5.412 km	<b>Race Distance</b>	308.238 km
<b>Lap Record</b>	1:31.447 by Pedro de la Rosa (2005)						



## BAHRAIN GRAND PRIX – SAKHIR

RESULTS

Pos.	Nr.	Driver	Team	Laps	Time	Points
1	5	Sebastian Vettel	Ferrari	57	1:32:01.940	25
2	77	Valtteri Bottas	Mercedes	57	+0.699s	18
3	44	Lewis Hamilton	Mercedes	57	+6.512s	15
4	10	Pierre Gasly	Scuderia Toro Rosso Honda	57	+62.234s	12
5	20	Kevin Magnussen	Haas Ferrari	57	+75.046s	10
6	27	Nico Hulkenberg	Renault	57	+99.024s	8
7	14	Fernando Alonso	McLaren Renault	56	+1 lap	6
8	2	Stoffel Vandoorne	McLaren Renault	56	+1 lap	4
9	9	Marcus Ericsson	Sauber Ferrari	56	+1 lap	2
10	31	Esteban Ocon	Force India Mercedes	56	+1 lap	1
11	55	Carlos Sainz	Renault	56	+1 lap	0
12	16	Charles Leclerc	Sauber Ferrari	56	+1 lap	0
13	8	Romain Grosjean	Haas Ferrari	56	+1 lap	0
14	18	Lance Stroll	Williams Mercedes	56	+1 lap	0
15	35	Sergey Sirotkin	Williams Mercedes	56	+1 lap	0
16	11	Sergio Perez	Force India Mercedes	56	+1 lap	0
17	28	Brendon Hartley	Scuderia Toro Rosso Honda	56	+1 lap	0
NC	7	Kimi Räikkönen	Ferrari	35	DNF	0
NC	33	Max Verstappen	Red Bull Racing	3	DNF	0
NC	3	Daniel Ricciardo	Red Bull Racing	1	DNF	0



## CHINESE GRAND PRIX – SHANGHAI

APRIL 15 2018 / SHANGHAI INTERNATIONAL CIRCUIT

<b>First Grand Prix</b>	2004	<b>Number of Laps</b>	56	<b>Circuit Length</b>	5.451 km	<b>Race Distance</b>	305.066 km
<b>Lap Record</b>	1:32.238 by Michael Schumacher (2004)						



## CHINESE GRAND PRIX – SHANGHAI

RESULTS

Pos.	Nr.	Driver	Team	Laps	Time	Points
1	3	Daniel Ricciardo	Red Bull Racing	56	1:35:36.380	25
2	77	Valtteri Bottas	Mercedes	56	+8.894s	18
3	7	Kimi Räikkönen	Ferrari	56	+9.637s	15
4	44	Lewis Hamilton	Mercedes	56	+16.985s	12
5	33	Max Verstappen	Red Bull Racing	56	+20.436s	10
6	27	Nico Hulkenberg	Renault	56	+21.052s	8
7	14	Fernando Alonso	McLaren Renault	56	+30.639s	6
8	5	Sebastian Vettel	Ferrari	56	+35.286s	4
9	55	Carlos Sainz	Renault	56	+35.763s	2
10	20	Kevin Magnussen	Haas Ferrari	56	+39.594s	1
11	31	Esteban Ocon	Force India Mercedes	56	+44.050s	0
12	11	Sergio Perez	Force India Mercedes	56	+44.725s	0
13	2	Stoffel Vandoorne	McLaren Renault	56	+49.373s	0
14	18	Lance Stroll	Williams Mercedes	56	+55.490s	0
15	35	Sergey Sirotkin	Williams Mercedes	56	+58.241s	0
16	9	Marcus Ericsson	Sauber Ferrari	56	+62.604s	0
17	8	Romain Grosjean	Haas Ferrari	56	+65.296s	0
18	10	Pierre Gasly	Scuderia Toro Rosso Honda	56	+66.330s	0
19	16	Charles Leclerc	Sauber Ferrari	56	+82.575s	0
20	28	Brendon Hartley	Scuderia Toro Rosso Honda	51	DNF	0



## AZERBAIJAN GRAND PRIX – BAKU

APRIL 29 2018 / BAKU CITY CIRCUIT

**First Grand Prix** 2016 **Number of Laps** 51 **Circuit Length** 6.003 km **Race Distance** 306.049 km  
**Lap Record** 1:43.441 Sebastian Vettel (2017)



## AZERBAIJAN GRAND PRIX – BAKU

RESULTS

Pos.	Nr.	Driver	Team	Laps	Time	Points
1	44	Lewis Hamilton	Mercedes	51	1:43:44.291	25
2	7	Kimi Räikkönen	Ferrari	51	+2.460s	18
3	11	Sergio Perez	Force India Mercedes	51	+4.024s	15
4	5	Sebastian Vettel	Ferrari	51	+5.329s	12
5	55	Carlos Sainz	Renault	51	+7.515s	10
6	16	Charles Leclerc	Sauber Ferrari	51	+9.158s	8
7	14	Fernando Alonso	McLaren Renault	51	+10.931s	6
8	18	Lance Stroll	Williams Mercedes	51	+12.546s	4
9	2	Stoffel Vandoorne	McLaren Renault	51	+14.152s	2
10	28	Brendon Hartley	Scuderia Toro Rosso Honda	51	+18.030s	1
11	9	Marcus Ericsson	Sauber Ferrari	51	+18.512s	0
12	10	Pierre Gasly	Scuderia Toro Rosso Honda	51	+24.720s	0
13	20	Kevin Magnussen	Haas Ferrari	51	+40.663s	0
14	77	Valtteri Bottas	Mercedes	48	DNF	0
NC	8	Romain Grosjean	Haas Ferrari	42	DNF	0
NC	33	Max Verstappen	Red Bull Racing	39	DNF	0
NC	3	Daniel Ricciardo	Red Bull Racing	39	DNF	0
NC	27	Nico Hulkenberg	Renault	10	DNF	0
NC	31	Esteban Ocon	Force India Mercedes	0	DNF	0
NC	35	Sergey Sirotkin	Williams Mercedes	0	DNF	0



## SPANISH GRAND PRIX – CATALUNYA

MAY 13 2018 / CIRCUIT DE BARCELONA-CATALUNYA

**First Grand Prix** / 1991   **Number of Laps** / 66   **Circuit Length** / 4.655 km   **Race Distance** / 307.104 km  
**Lap Record** / 1:18.441 by Daniel Ricciardo (2018)



## SPANISH GRAND PRIX – CATALUNYA

RESULTS

Pos.	Nr.	Driver	Team	Laps	Time	Points
1	44	Lewis Hamilton	Mercedes	66	1:35:29.972	25
2	77	Valtteri Bottas	Mercedes	66	+20.593s	18
3	33	Max Verstappen	Red Bull Racing	66	+26.873s	15
4	5	Sebastian Vettel	Ferrari	66	+27.584s	12
5	3	Daniel Ricciardo	Red Bull Racing	66	+50.058s	10
6	20	Kevin Magnussen	Haas Ferrari	65	+1 lap	8
7	55	Carlos Sainz	Renault	65	+1 lap	6
8	14	Fernando Alonso	McLaren Renault	65	+1 lap	4
9	11	Sergio Perez	Force India Mercedes	64	+2 laps	2
10	16	Charles Leclerc	Sauber Ferrari	64	+2 laps	1
11	18	Lance Stroll	Williams Mercedes	64	+2 laps	0
12	28	Brendon Hartley	Scuderia Toro Rosso Honda	64	+2 laps	0
13	9	Marcus Ericsson	Sauber Ferrari	64	+2 laps	0
14	35	Sergey Sirotkin	Williams Mercedes	63	+3 laps	0
NC	2	Stoffel Vandoorne	McLaren Renault	45	DNF	0
NC	31	Esteban Ocon	Force India Mercedes	38	DNF	0
NC	7	Kimi Räikkönen	Ferrari	25	DNF	0
NC	8	Romain Grosjean	Haas Ferrari	0	DNF	0
NC	10	Pierre Gasly	Scuderia Toro Rosso Honda	0	DNF	0
NC	27	Nico Hulkenberg	Renault	0	DNF	0



## MONACO GRAND PRIX – MONTE CARLO

MAY 27 2018 / CIRCUIT DE MONACO

First Grand Prix	1950	Number of Laps	78	Circuit Length	3.337 km	Race Distance	260.286 km
Lap Record	1:14.260 by Max Verstappen (2018)						



## MONACO GRAND PRIX – MONTE CARLO

RESULTS

Pos.	Nr.	Driver	Team	Laps	Time	Points
1	3	Daniel Ricciardo	Red Bull Racing	78	1:42:54.807	25
2	5	Sebastian Vettel	Ferrari	78	+7.336s	18
3	44	Lewis Hamilton	Mercedes	78	+17.013s	15
4	7	Kimi Räikkönen	Ferrari	78	+18.127s	12
5	77	Valtteri Bottas	Mercedes	78	+18.822s	10
6	31	Esteban Ocon	Force India Mercedes	78	+23.667s	8
7	10	Pierre Gasly	Scuderia Toro Rosso Honda	78	+24.331s	6
8	27	Nico Hulkenberg	Renault	78	+24.839s	4
9	33	Max Verstappen	Red Bull Racing	78	+25.317s	2
10	55	Carlos Sainz	Renault	78	+69.013s	1
11	9	Marcus Ericsson	Sauber Ferrari	78	+69.864s	0
12	11	Sergio Perez	Force India Mercedes	78	+70.461s	0
13	20	Kevin Magnussen	Haas Ferrari	78	+74.823s	0
14	2	Stoffel Vandoorne	McLaren Renault	77	+1 lap	0
15	8	Romain Grosjean	Haas Ferrari	77	+1 lap	0
16	35	Sergey Sirotkin	Williams Mercedes	77	+1 lap	0
17	18	Lance Stroll	Williams Mercedes	76	+2 laps	0
18	16	Charles Leclerc	Sauber Ferrari	70	DNF	0
19	28	Brendon Hartley	Scuderia Toro Rosso Honda	70	DNF	0
NC	14	Fernando Alonso	McLaren Renault	52	DNF	0



## CANADIAN GRAND PRIX – MONTRÉAL

JUNE 10 2018 / CIRCUIT GILLES-VILLENEUVE

**First Grand Prix** 1978 **Number of Laps** 70 **Circuit Length** 4.361 km **Race Distance** 305.270 km  
**Lap Record** 1:13.622 by Rubens Barrichello (2004)



## CANADIAN GRAND PRIX – MONTRÉAL

RESULTS

Pos.	Nr.	Driver	Team	Laps	Time	Points
1	5	Sebastian Vettel	Ferrari	68	1:28:31.377	25
2	77	Valtteri Bottas	Mercedes	68	+7.376s	18
3	33	Max Verstappen	Red Bull Racing	68	+8.360s	15
4	3	Daniel Ricciardo	Red Bull Racing	68	+20.892s	12
5	44	Lewis Hamilton	Mercedes	68	+21.559s	10
6	7	Kimi Räikkönen	Ferrari	68	+27.184s	8
7	27	Nico Hulkenberg	Renault	67	+1 lap	6
8	55	Carlos Sainz	Renault	67	+1 lap	4
9	31	Esteban Ocon	Force India Mercedes	67	+1 lap	2
10	16	Charles Leclerc	Sauber Ferrari	67	+1 lap	1
11	10	Pierre Gasly	Scuderia Toro Rosso Honda	67	+1 lap	0
12	8	Romain Grosjean	Haas Ferrari	67	+1 lap	0
13	20	Kevin Magnussen	Haas Ferrari	67	+1 lap	0
14	11	Sergio Perez	Force India Mercedes	67	+1 lap	0
15	9	Marcus Ericsson	Sauber Ferrari	66	+2 laps	0
16	2	Stoffel Vandoorne	McLaren Renault	66	+2 laps	0
17	35	Sergey Sirotkin	Williams Mercedes	66	+2 laps	0
NC	14	Fernando Alonso	McLaren Renault	40	DNF	0
NC	28	Brendon Hartley	Scuderia Toro Rosso Honda	0	DNF	0
NC	18	Lance Stroll	Williams Mercedes	0	DNF	0



## FRENCH GRAND PRIX – LE CASTELLET

JUNE 24 2018 / CIRCUIT PAUL RICARD

**First Grand Prix** 1971 **Number of Laps** 53 **Circuit Length** 5.842 km **Race Distance** 309.69 km  
**Lap Record** 1:34.225 by Valtteri Bottas (2018)



## FRENCH GRAND PRIX – LE CASTELLET

RESULTS

Pos.	Nr.	Driver	Team	Laps	Time	Points
1	44	Lewis Hamilton	Mercedes	53	1:30:11.385	25
2	33	Max Verstappen	Red Bull Racing	53	+7.090s	18
3	7	Kimi Räikkönen	Ferrari	53	+25.888s	15
4	3	Daniel Ricciardo	Red Bull Racing	53	+34.736s	12
5	5	Sebastian Vettel	Ferrari	53	+61.935s	10
6	20	Kevin Magnussen	Haas Ferrari	53	+79.364s	8
7	77	Valtteri Bottas	Mercedes	53	+80.632s	6
8	55	Carlos Sainz	Renault	53	+87.184s	4
9	27	Nico Hulkenberg	Renault	53	+91.989s	2
10	16	Charles Leclerc	Sauber Ferrari	53	+93.873s	1
11	8	Romain Grosjean	Haas Ferrari	52	+1 lap	0
12	2	Stoffel Vandoorne	McLaren Renault	52	+1 lap	0
13	9	Marcus Ericsson	Sauber Ferrari	52	+1 lap	0
14	28	Brendon Hartley	Scuderia Toro Rosso	52	+1 lap	0
15	35	Sergey Sirotkin	Williams Mercedes	52	+1 lap	0
16	14	Fernando Alonso	McLaren Renault	50	DNF	0
17	18	Lance Stroll	Williams Mercedes	48	DNF	0
NC	11	Sergio Perez	Force India Mercedes	27	DNF	0
NC	31	Esteban Ocon	Force India Mercedes	0	DNF	0
NC	10	Pierre Gasly	Scuderia Toro Rosso	0	DNF	0



Formula 1  
Grosser Preis von  
Österreich 2018  
Spielberg 29 June - 01 July

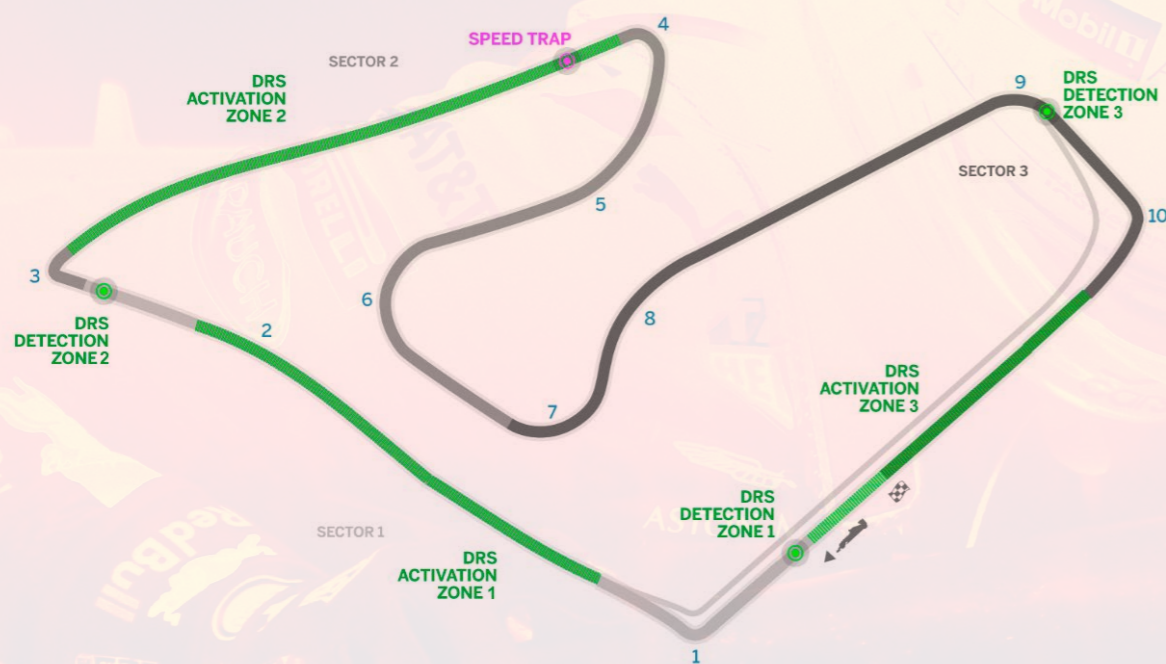


Formula 1  
Grosser Preis von  
Österreich 2018  
Spielberg 29 June - 01 July

## AUSTRIAN GRAND PRIX – SPIELBERG

01. JULY 2018 / RED BULL RING

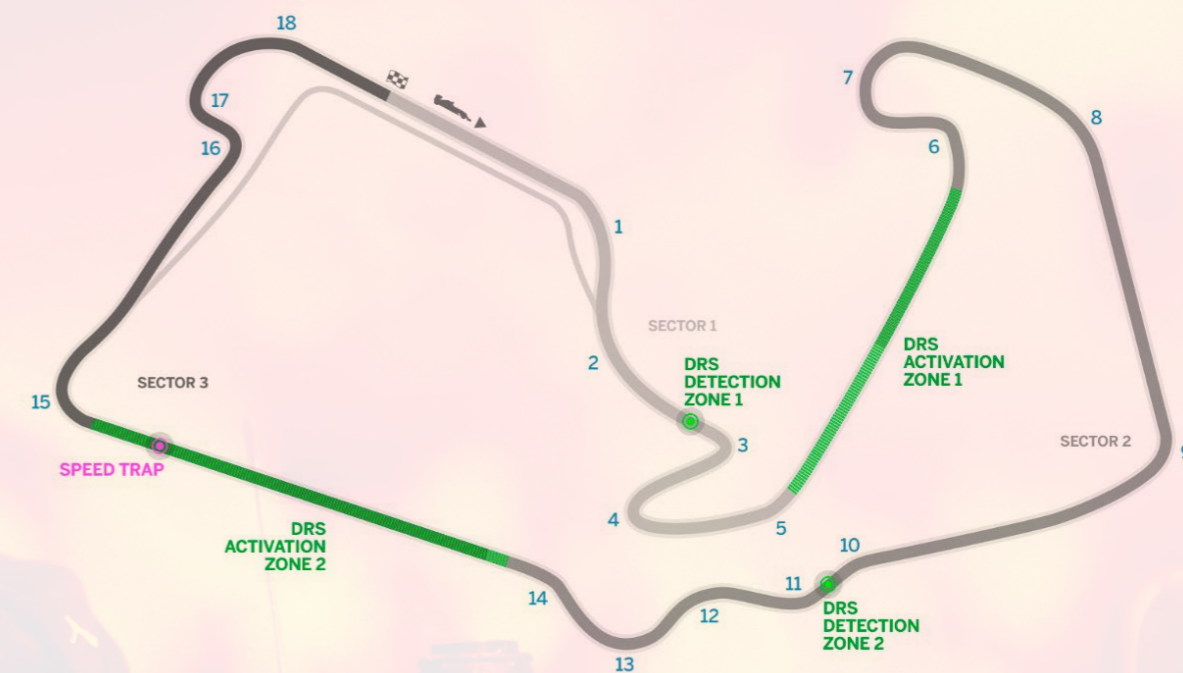
**First Grand Prix** / 1970 **Number of Laps** / 71 **Circuit Length** / 4.318 km **Race Distance** / 306.452 km  
**Lap Record** / 1:07.411 by Lewis Hamilton (2017)



## BRITISH GRAND PRIX – SILVERSTONE

08. JULY 2018 / SILVERSTONE

**First Grand Prix** / 1950 **Number of Laps** / 52 **Circuit Length** / 5.891 km **Race Distance** / 306.198 km  
**Lap Record** / 1:30.621 by Lewis Hamilton (2017)







Formula 1  
 Grosser Preis von  
 Österreich 2018  
 Spielberg 29 June - 01 July

## GERMAN GRAND PRIX – HOCKENHEIM

22. JULY 2018 / HOCKENHEIMRING

**First Grand Prix** / 1970   **Number of Laps** / 67   **Circuit Length** / 4.574 km   **Race Distance** / 306.458 km  
**Lap Record** / 1:13.780 by Kimi Räikkönen (2004)

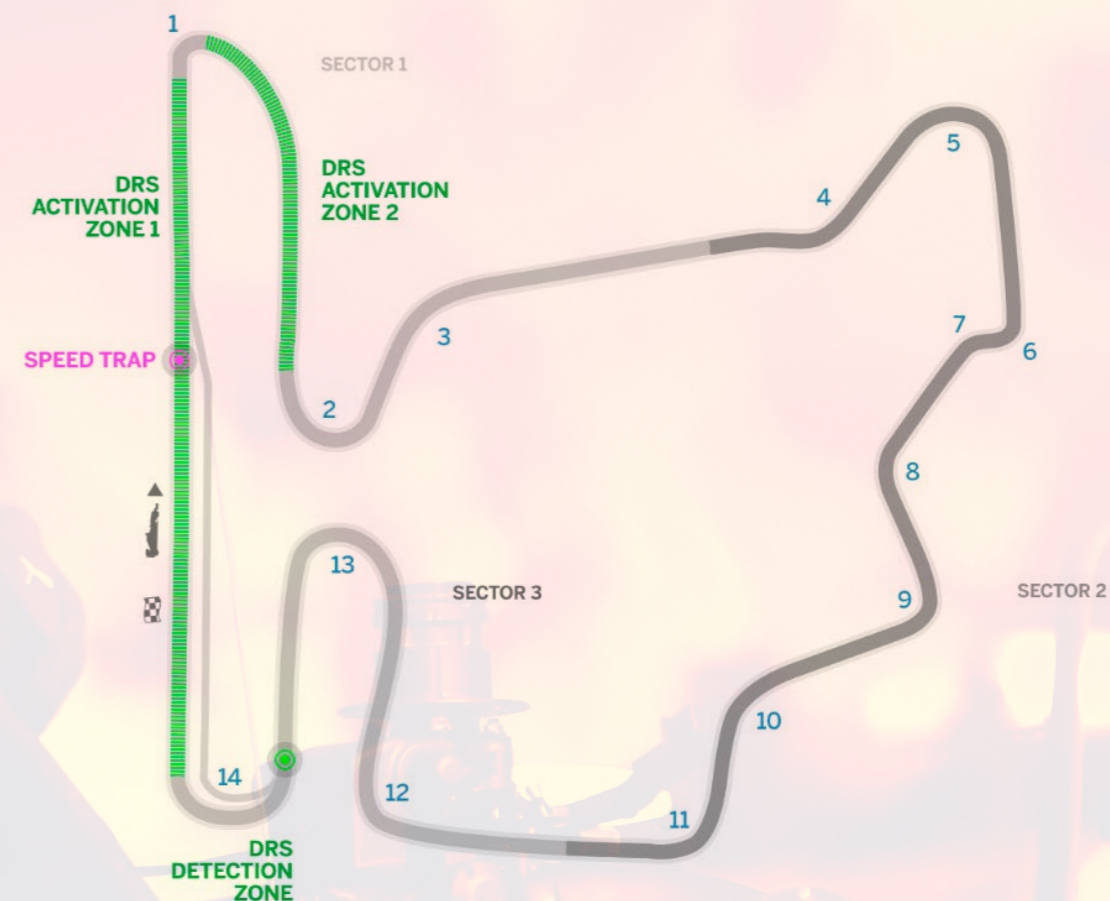


Formula 1  
 Grosser Preis von  
 Österreich 2018  
 Spielberg 29 June - 01 July

## HUNGARIAN GRAND PRIX – BUDAPEST

29. JULY 2018 / HUNGARORING

**First Grand Prix** / 1986   **Number of Laps** / 70   **Circuit Length** / 4.381 km   **Race Distance** / 306.630 km  
**Lap Record** / 1:19.071 by Michael Schumacher (2004)





Formula 1  
Grosser Preis von  
Osterreich 2018  
Spielberg 29 June - 01 July

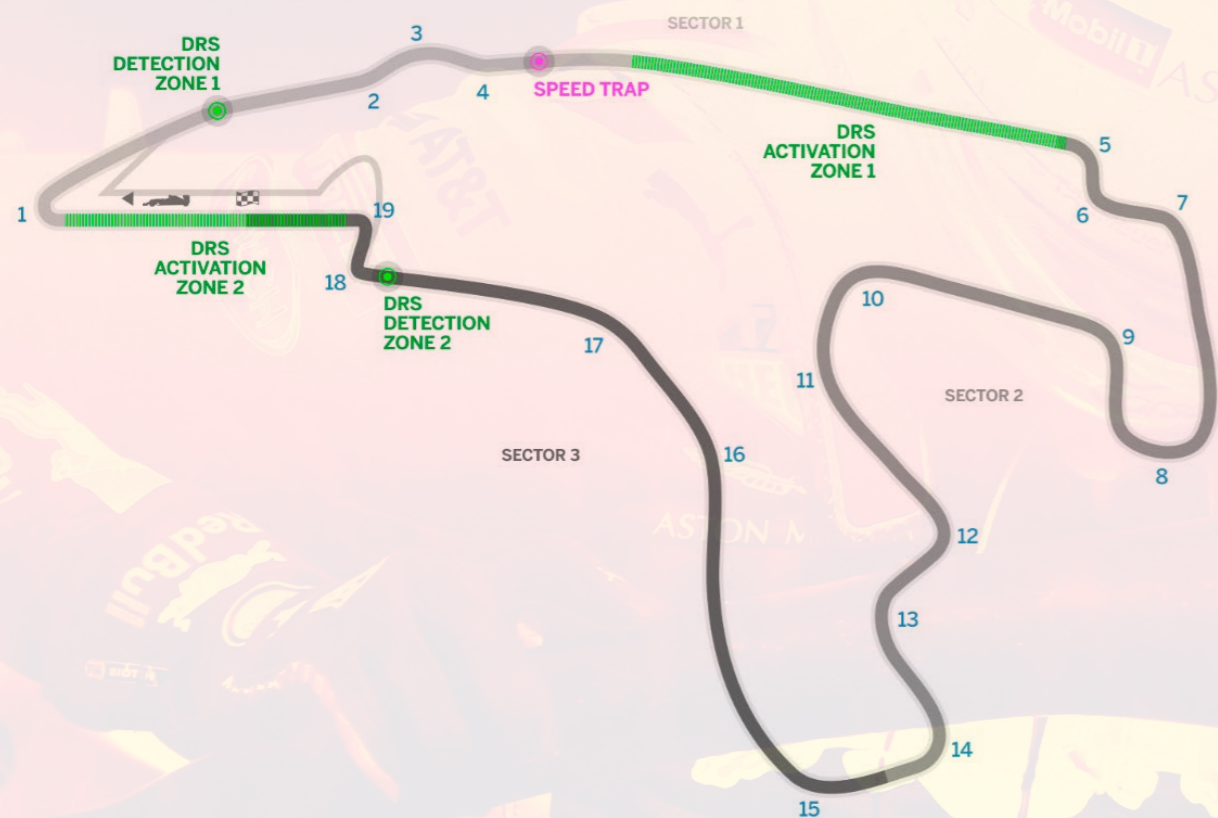


Formula 1  
Grosser Preis von  
Osterreich 2018  
Spielberg 29 June - 01 July

## BELGIAN GRAND PRIX – SPA-FRANCORCHAMPS

26. AUGUST 2018 / CIRCUIT DE SPA-FRANCORCHAMPS

**First Grand Prix** / 1950 **Number of Laps** / 44 **Circuit Length** / 7.004 km **Race Distance** / 308.052 km  
**Lap Record** / 1:46.577 by Sebastian Vettel (2017)



## ITALIAN GRAND PRIX – MONZA

02 . SEPTEMBER 2018 / AUTODROMO NAZIONALE MONZA

**First Grand Prix** / 1950 **Number of Laps** / 53 **Circuit Length** / 5.793 km **Race Distance** / 306.720 km  
**Lap Record** / 1:21.046 by Rubens Barrichello (2004)





Formula 1  
 Großer Preis von  
 Österreich 2018  
 Spielberg 29 June - 01 July



Formula 1  
 Großer Preis von  
 Österreich 2018  
 Spielberg 29 June - 01 July

## SINGAPORE GRAND PRIX – SINGAPUR

16. SEPTEMBER 2018 / MARINA BAY STREET CIRCUIT

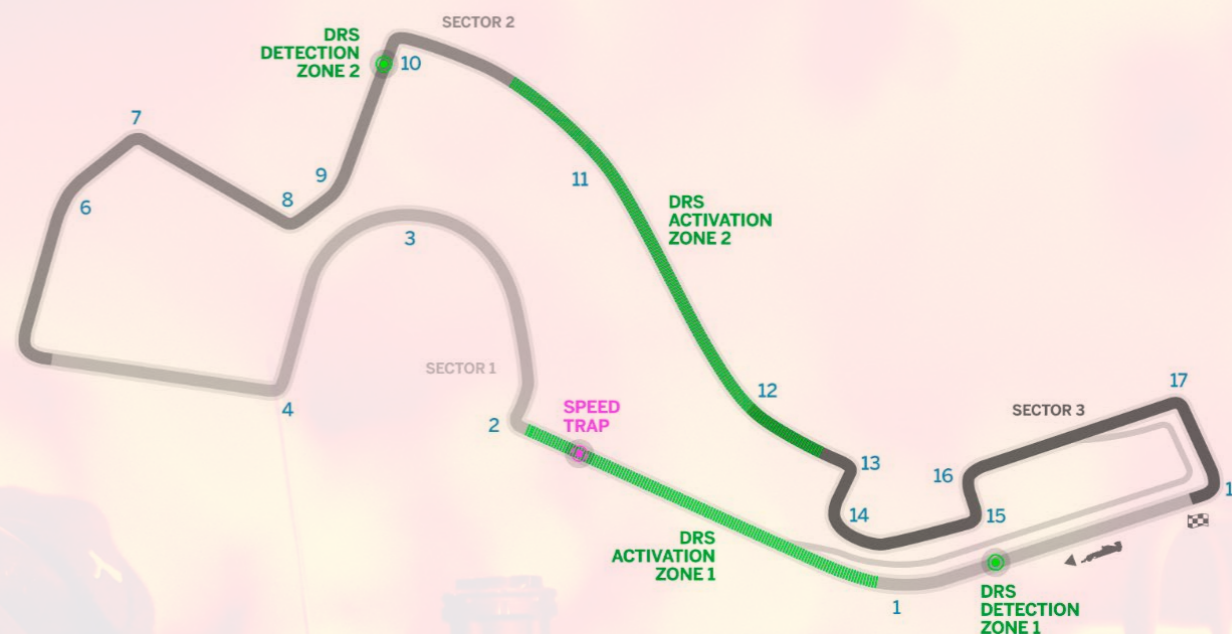
**First Grand Prix** / 2008   **Number of Laps** / 61   **Circuit Length** / 5.065 km   **Race Distance** / 308.828 km  
**Lap Record** / 1:45.008 by Lewis Hamilton (2017)



## RUSSIAN GRAND PRIX – SOCHI

30. SEPTEMBER 2018 / SOCHI AUTODROM

**First Grand Prix** / 2014   **Number of Laps** / 53   **Circuit Length** / 5.848 km   **Race Distance** / 309.745 km  
**Lap Record** / 1:36.844 by Kimi Räikkönen (2017)





Formula 1  
Grosser Preis von  
Österreich 2018  
Spielberg 29 June - 01 July



Formula 1  
Grosser Preis von  
Österreich 2018  
Spielberg 29 June - 01 July

## JAPANESE GRAND PRIX – SUZUKA

07. OCTOBER 2018 / SUZUKA INTERNATIONAL RACING COURSE

<b>First Grand Prix</b>	1987	<b>Number of Laps</b>	53	<b>Circuit Length</b>	5.807 km	<b>Race Distance</b>	307.471 km
<b>Lap Record</b>	1:31.540 by Kimi Räikkönen (2005)						



## UNITED STATES GRAND PRIX – AUSTIN

21. OCTOBER 2018 / CIRCUIT OF THE AMERICAS

<b>First Grand Prix</b>	2012	<b>Number of Laps</b>	56	<b>Circuit Length</b>	5.513 km	<b>Race Distance</b>	308.405 km
<b>Lap Record</b>	1:37.766 by Sebastian Vettel (2017)						





Formula 1  
Grosser Preis von  
Österreich 2018  
Spielberg 29 June - 01 July



Formula 1  
Grosser Preis von  
Österreich 2018  
Spielberg 29 June - 01 July

## MEXICAN GRAND PRIX – MEXICO CITY

28. OCTOBER 2018 / AUTÓDROMO HERMANOS RODRÍGUEZ

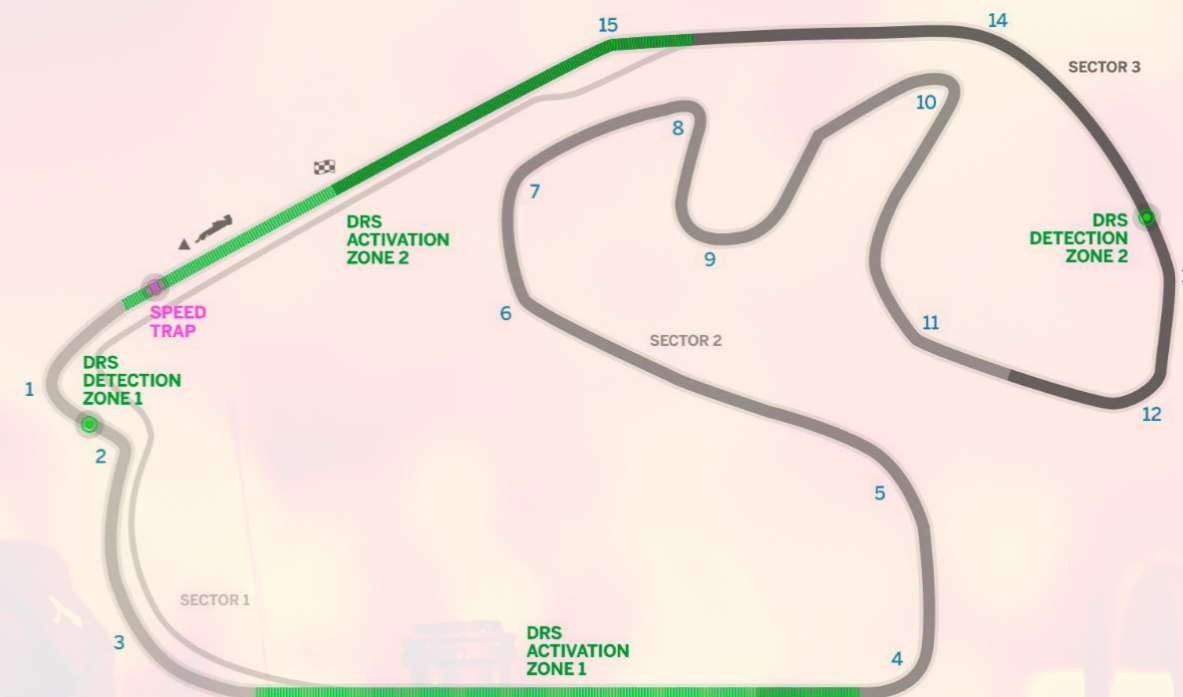
**First Grand Prix** / 1963   **Number of Laps** / 71   **Circuit Length** / 4.304 km   **Race Distance** / 305.354 km  
**Lap Record** / 1:18.785 by Sebastian Vettel (2017)



## BRAZILIAN GRAND PRIX – SÃO PAULO

11. NOVEMBER 2018 / AUTÓDROMO JOSÉ CARLOS PACE

**First Grand Prix** / 1973   **Number of Laps** / 71   **Circuit Length** / 4.309 km   **Race Distance** / 305.909 km  
**Lap Record** / 1:11.044 by Max Verstappen (2017)





## ABU DHABI GRAND PRIX – YAS MARINA

25. NOVEMBER 2018 / YAS MARINA CIRCUIT

<b>First Grand Prix</b>	2009	<b>Number of Laps</b>	55	<b>Circuit Length</b>	5.554 km	<b>Race Distance</b>	305.355 km
<b>Lap Record</b>	1:40.279 by Sebastian Vettel (2009)						



## FIA FORMULA 1 DRIVERS' WORLD CHAMPIONSHIP 2018

INTERMEDIATE RANKING (8 OF 20 RACES) / 25 JUNE 2018

Pos.	Driver	Team	Points
1	Lewis Hamilton	Mercedes	145
2	Sebastian Vettel	Ferrari	131
3	Daniel Ricciardo	Red Bull Racing	96
4	Valtteri Bottas	Mercedes	92
5	Kimi Räikkönen	Ferrari	83
6	Max Verstappen	Red Bull Racing	68
7	Nico Hulkenberg	Renault	34
8	Fernando Alonso	McLaren Renault	32
9	Carlos Sainz	Renault	28
10	Kevin Magnussen	Haas Ferrari	27
11	Pierre Gasly	Scuderia Toro Rosso Honda	18
12	Sergio Perez	Force India Mercedes	17
13	Esteban Ocon	Force India Mercedes	11
14	Charles Leclerc	Sauber Ferrari	11
15	Stoffel Vandoorne	McLaren Renault	8
16	Lance Stroll	Williams Mercedes	4
17	Marcus Ericsson	Sauber Ferrari	2
18	Brendon Hartley	Scuderia Toro Rosso Honda	1
19	Romain Grosjean	Haas Ferrari	0
20	Sergey Sirotkin	Williams Mercedes	0

## FIA FORMULA 1 CONSTRUCTORS' WORLD CHAMPIONSHIP 2018

INTERMEDIATE RANKING (8 OF 20 RACES) / 25 JUNE 2018

Pos.	Team	Points
1	Mercedes	237
2	Ferrari	214
3	Red Bull Racing	164
4	Renault	62
5	McLaren Renault	40
6	Force India Mercedes	28
7	Haas Ferrari	27
8	Scuderia Toro Rosso Honda	19
9	Sauber Ferrari	13
10	Williams Mercedes	4



## LIST OF DRIVERS

Nr.	Driver	Nation	Team
44	Lewis Hamilton	United Kingdom	Mercedes
77	Valtteri Bottas	Finland	Mercedes
3	Daniel Ricciardo	Australia	Red Bull Racing
33	Max Verstappen	Belgium	Red Bull Racing
5	Sebastian Vettel	Germany	Ferrari
7	Kimi Räikkönen	Finland	Ferrari
11	Sergio Perez	Mexico	Force India
31	Esteban Ocon	France	Force India
18	Lance Stroll	Canada	Williams
35	Sergey Sirotkin	Russia	Williams
2	Stoffel Vandoorne	Belgium	McLaren
14	Fernando Alonso	Spain	McLaren
10	Pierre Gasly	France	Toro Rosso
28	Brendon Hartley	New Zealand	Toro Rosso
8	Romain Grosjean	France	Haas
20	Kevin Magnussen	Denmark	Haas
27	Nico Hülkenberg	Germany	Renault
55	Carlos Sainz	Spain	Renault
9	Marcus Ericsson	Sweden	Sauber
16	Charles Leclerc	Monaco	Sauber

## OVERVIEW OF DRIVER STATS

STAND: 25 JUNE 2018

Driver	F1-Debut	Starts	Poles	Wins	WC-Titels
Lewis Hamilton	2007	216	75	65	2008, 2014, 2015, 2017
Valtteri Bottas	2013	106	4	3	
Daniel Ricciardo	2011	137	2	7	
Max Verstappen	2015	68	0	3	
Sebastian Vettel	2007	207	54	50	2010, 2011, 2012, 2013
Kimi Räikkönen	2001	281	17	20	2007
Sergio Perez	2011	144	0	0	
Esteban Ocon	2016	37	0	0	
Lance Stroll	2017	28	0	0	
Sergey Sirotkin	2018	8	0	0	
Stoffel Vandoorne	2016	29	0	0	
Fernando Alonso	2001	301	22	32	2005, 2006
Carlos Sainz	2015	68	0	0	
Nico Hülkenberg	2010	145	1	0	
Romain Grosjean	2009	132	0	0	
Kevin Magnussen	2014	69	0	0	
Marcus Ericsson	2014	84	0	0	
Charles Leclerc	2018	8	0	0	
Pierre Gasly	2017	13	0	0	
Brendon Hartley	2017	12	0	0	

## MERCEDES

Country: Germany  
 Headquarters: Brackley, UK  
 Team Manager: Toto Wolff  
 Technical Manager: James Allison  
 Car: W09  
 Engine: Mercedes

First Season: 1970  
 Constructors' Titles: 4  
 Best Position: 1 (x 70)  
 Pole Positions: 83  
 Fastest Lap: 50

	Lewis Hamilton	Valtteri Bottas
<b>Country</b>	United Kingdom	Finland
<b>Date of Birth</b>	07/01/1985	28/08/1989
<b>Place of Birth</b>	Stevenage	Nastola
<b>Best Starting Position</b>	1	1
<b>No. of GP Races</b>	216	106
<b>Podium Finishes</b>	123	26
<b>Best Position</b>	1 (x 65)	1 (x 3)
<b>Championship Titles</b>	4	0



## RED BULL RACING

Country: Austria  
 Headquarters: Milton Keynes, UK  
 Team Manager: Christian Horner  
 Technical Manager: Pierre Waché  
 Car: RB14  
 Engine: TAG Heuer

First Season: 1997  
 Constructors' Titles: 4  
 Best Position: 1 (x 57)  
 Pole Positions: 59  
 Fastest Lap: 59

	Daniel Ricciardo	Max Verstappen
<b>Country</b>	Australia	Netherlands
<b>Date of Birth</b>	01/07/1989	30/09/1997
<b>Place of Birth</b>	Perth	Hasselt
<b>Best Starting Position</b>	1	2
<b>No. of GP Races</b>	137	68
<b>Podium Finishes</b>	29	14
<b>Best Position</b>	1 (x 7)	1 (x 3)
<b>Championship Titles</b>	0	0



## FERRARI

Country: Italy  
 Headquarters: Maranello, Italy  
 Team Manager: Maurizio Arrivabene  
 Technical Manager: Mattia Binotto  
 Car: SF71H  
 Engine: Ferrari

First Season: 1950  
 Constructors' Titles: 16  
 Best Position: 1 (x 233)  
 Pole Positions: 210  
 Fastest Lap: 243

	Sebastian Vettel	Kimi Räikkönen
<b>Country</b>	Germany	Finland
<b>Date of Birth</b>	03/07/1987	17/10/1979
<b>Place of Birth</b>	Heppenheim	Espoo
<b>Best Starting Position</b>	1	1
<b>No. of GP Races</b>	207	281
<b>Podium Finishes</b>	103	95
<b>Best Position</b>	1 (x 50)	1 (x 20)
<b>Championship Titles</b>	4	1





## WILLIAMS

Country: United Kingdom  
 Headquarters: Grove, UK  
 Team Manager: Frank Williams  
 Technical Manager: Paddy Lowe  
 Car: FW41  
 Engine: Mercedes

First Season: 1978  
 Constructors' Titles: 9  
 Best Position: 1 (x 114)  
 Pole Positions: 128  
 Fastest Lap: 133

	Sergey Sirotkin	Lance Stroll
<b>Country</b>	Russia	Canada
<b>Date of Birth</b>	25/08/1995	29/10/1998
<b>Place of Birth</b>	Moscow	Montreal
<b>Best Starting Position</b>	11	2
<b>No. of GP Races</b>	8	28
<b>Podium Finishes</b>	N/A	1
<b>Best Position</b>	14 (x 1)	3 (x 1)
<b>Championship Titles</b>	0	0



Stand: 25.06.2018

Stand: 25.06.2018




## TORO ROSSO

Country: Italy  
 Headquarters: Faenza, Italy  
 Team Manager: Franz Tost  
 Technical Manager: James Key  
 Car: STR13  
 Engine: Honda

First Season: 1985  
 Constructors' Titles: N/A  
 Best Position: 1 (x 1)  
 Pole Positions: 1  
 Fastest Lap: 1

	Pierre Gasly	Brendon Hartley
<b>Country</b>	France	New Zealand
<b>Date of Birth</b>	07/02/1996	10/11/1989
<b>Place of Birth</b>	Rouen	Palmerston North
<b>Best Starting Position</b>	5	11
<b>No. of GP Races</b>	13	12
<b>Podium Finishes</b>	N/A	N/A
<b>Best Position</b>	4 (x 1)	10 (x 1)
<b>Championship Titles</b>	0	0




## FORCE INDIA

Country: India  
 Headquarters: Silverstone, UK  
 Team Manager: Vijay Mallya  
 Technical Manager: Andrew Green  
 Car: VJM11  
 Engine: Mercedes

First Season: 1991  
 Constructors' Titles: N/A  
 Best Position: 2 (x 1)  
 Pole Positions: 1  
 Fastest Lap: 5

	Esteban Ocon	Sergio Pérez
<b>Country</b>	France	Mexico
<b>Date of Birth</b>	17/09/1996	26/01/1990
<b>Place of Birth</b>	Évreux	Guadalajara
<b>Best Starting Position</b>	3	4
<b>No. of GP Races</b>	37	144
<b>Podium Finishes</b>	N/A	8
<b>Best Position</b>	5 (x 2)	5 (x 2)
<b>Championship Titles</b>	0	0





Stand: 25.06.2018

## MCLAREN

Country: United Kingdom  
 Headquarters: Woking, UK  
 Team Manager: Eric Boullier  
 Technical Manager: Tim Goss  
 Car: MCL33  
 Engine: Renault

First Season: 1966  
 Constructors' Titles: 8  
 Best Position: 1 (x 182)  
 Pole Positions: 155  
 Fastest Lap: 155

	Fernando Alonso	Stoffel Vandoorne
<b>Country</b>	Spain	Belgium
<b>Date of Birth</b>	29/07/1981	26/03/1992
<b>Place of Birth</b>	Oviedo	Kortrijk
<b>Best Starting Position</b>	1	7
<b>No. of GP Races</b>	301	29
<b>Podium Finishes</b>	97	N/A
<b>Best Position</b>	1 (x 32)	7 (x 2)
<b>Championship Titles</b>	2	0





## SAUBER

Country: Switzerland  
 Headquarters: Hinwil, Switzerland  
 Team Manager: Frédéric Vasseur  
 Technical Manager: TBC  
 Car: C37  
 Engine: Ferrari

First Season: 1993  
 Constructors' Titles: N/A  
 Best Position: 1 (x 1)  
 Pole Positions: 1  
 Fastest Lap: 5

	Marcus Ericsson	Charles Leclerc
<b>Country</b>	Sweden	Monaco
<b>Date of Birth</b>	02/09/1990	16/10/1997
<b>Place of Birth</b>	Kumla	Monte Carlo
<b>Best Starting Position</b>	9	8
<b>No. of GP Races</b>	84	8
<b>Podium Finishes</b>	N/A	N/A
<b>Best Position</b>	8 (x 1)	6 (x 1)
<b>Championship Titles</b>	0	0



Stand: 25.06.2018

## RENAULT

Country: France  
 Headquarters: Enstone, UK  
 Team Manager: Cyril Abiteboul  
 Technical Manager: Bob Bell  
 Car: R.S.18  
 Engine: Renault

First Season: 1986  
 Constructors' Titles: 2  
 Best Position: 1 (x 20)  
 Pole Positions: 20  
 Fastest Lap: 13

	Carlos Sainz	Nico Hülkenberg
Country	Spain	Germany
Date of Birth	01/09/1994	19/08/1987
Place of Birth	Madrid	Emmerich
Best Starting Position	5	1
No. of GP Races	68	145
Podium Finishes	N/A	N/A
Best Position	4 (x 1)	4 (x 3)
Championship Titles	0	0




## HAAS

Country: USA  
 Headquarters: N/A  
 Team Manager: Guenther Steiner  
 Technical Manager: Rob Taylor  
 Car: N/A  
 Engine: N/A

First Season: 2016  
 Constructors' Titles: N/A  
 Best Position: 5 (x 2)  
 Pole Positions: N/A  
 Fastest Lap: N/A

	Kevin Magnussen	Romain Grosjean
Country	Denmark	France
Date of Birth	05/10/1992	17/04/1986
Place of Birth	Roskilde	Geneva
Best Starting Position	4	2
No. of GP Races	69	132
Podium Finishes	1	10
Best Position	2 (x 1)	2 (x 2)
Championship Titles	0	0



Stand: 26.06.2017



Formula 1  
 Grosser Preis von  
 Österreich 2018  
 Spielberg 29 June - 01 July

## FIA FORMULA 1 DRIVERS' WORLD CHAMPIONSHIP 2017

Pos.	Driver	Team	Points
1	Lewis Hamilton	Mercedes	363
2	Sebastian Vettel	Ferrari	317
3	Valtteri Bottas	Mercedes	305
4	Kimi Räikkönen	Ferrari	205
5	Daniel Ricciardo	Red Bull Racing	200
6	Max Verstappen	Red Bull Racing	168
7	Sergio Perez	Force India Mercedes	100
8	Esteban Ocon	Force India Mercedes	87
9	Carlos Sainz	Renault	54
10	Nico Hulkenberg	Renault	43
11	Felipe Massa	Williams Mercedes	43
12	Lance Stroll	Williams Mercedes	40
13	Romain Grosjean	Haas Ferrari	28
14	Kevin Magnussen	Haas Ferrari	19
15	Fernando Alonso	McLaren Honda	17
16	Stoffel Vandoorne	McLaren Honda	13
17	Jolyon Palmer	Renault	8
18	Pascal Wehrlein	Sauber Ferrari	5
19	Daniil Kvyat	Toro Rosso	5
20	Marcus Ericsson	Sauber Ferrari	0
21	Pierre Gasly	Toro Rosso	0
22	Antonio Giovinazzi	Sauber Ferrari	0
23	Brendon Hartley	Toro Rosso	0



## FIA FORMULA 1 WORLD CHAMPIONSHIP RACE WINNERS 2017

Grand Prix	Driver	Team	Time
Australia	Sebastian Vettel	Ferrari	1:24:11.672
China	Lewis Hamilton	Mercedes	1:37:36.158
Bahrain	Sebastian Vettel	Ferrari	1:33:53.374
Russia	Valtteri Bottas	Mercedes	1:28:08.743
Spain	Lewis Hamilton	Mercedes	1:35:56.497
Monaco	Sebastian Vettel	Ferrari	1:44:44.340
Canada	Lewis Hamilton	Mercedes	1:33:05.154
Azerbaijan	Daniel Ricciardo	Red Bull Racing	2:03:55.573
Austria	Valtteri Bottas	Mercedes	1:21:48.523
Great Britain	Lewis Hamilton	Mercedes	1:21:27.430
Hungary	Sebastian Vettel	Ferrari	1:39:46.713
Belgium	Lewis Hamilton	Mercedes	1:24:42.820
Italy	Lewis Hamilton	Mercedes	1:15:32.312
Singapore	Lewis Hamilton	Mercedes	2:03:23.544
Malaysia	Max Verstappen	Red Bull Racing	1:30:01.290
Japan	Lewis Hamilton	Mercedes	1:27:31.194
United States	Lewis Hamilton	Mercedes	1:33:50.991
Mexico	Max Verstappen	Red Bull Racing	1:36:26.552
Brazil	Sebastian Vettel	Ferrari	1:31:26.262
Abu Dhabi	Valtteri Bottas	Mercedes	1:34:14.062

## FIA FORMULA 1 CONSTRUCTORS' WORLD CHAMPIONSHIP 2017

Pos.	Team	Total Points
1	Mercedes	668
2	Ferrari	522
3	Red Bull Racing	368
4	Force India Mercedes	187
5	Williams Mercedes	83
6	Renault	57
7	Toro Rosso	53
8	Haas Ferrari	47
9	McLaren Honda	30
10	Sauber Ferrari	5







