



FEDERATION INTERNATIONALE DE L'AUTOMOBILE

Homologation N°

RN.018.20

Date

10.03.2020

FICHE DE PRESENTATION DES FILETS DE COURSE (NORME FIA 8863-2013) PRESENTATION FORM FOR RACING NETS (FIA STANDARD 8863-2013)

1. GENERALITES / GENERAL

101. CONSTRUCTEUR / MANUFACTURER

SAFECRAFT RESTRAINT SYSTEMS INC.


- a) Adresse
Address 3959 VAN DYKE ROAD, #203, LUTZ, FL 33558 - USA
- b) Téléphone
Phone +1.813.758.3571
- c) E-mail
E-mail INFO@SAFECRAFTRACING.COM

102. MODELE DU FILET DE COURSE / RACING NET MODEL

- a) Modèle
Model 8511-K
- b) Côté d'installation
Installation valid for both sides

103. PHOTO DU FILET DE COURSE COMPLET / PHOTO OF THE FULL RACING NET

- A1) Photo du filet de course avant l'installation
Photo of the racing net before installation




2. DETAILS DU FILET DE COURSE / RACING NET DETAILS


201. FILET DE COURSE / RACING NET

a) Connexion à la voiture à l'avant <i>Front connection to the car</i>	Nombre / Number	Matériau / Material	Largeur / Epaisseur [mm] Width / Thickness [mm]
Sangles fixées à la voiture à l'avant <i>Straps fixed to the car at the front</i>		N/A	/
Type de fixation d'extrémité <i>Type of end fitting</i>	3/4X16 THREADED	ALUMINUM	
Type de mécanisme de déverrouillage rapide <i>Type of quick release system</i>	PUSH BUTTON	ALUMINUM/STAIN LESS STEEL	
b) Connexion à la voiture à l'arrière <i>Rear connection to the car</i>			
Sangles horizontales fixées à la voiture à l'arrière <i>Horizontal straps fixed to the car at the rear</i>	3	1" BLACK KEVLAR DOUBLE WEAVE	25mm / 1,5mm
Sangles verticales fixées à la voiture à l'arrière <i>Vertical straps fixed to the car at the rear</i>	0		
Type de fixation d'extrémité <i>Type of end fitting</i>	3 BAR	STEEL	

A1) Filet de course - photo vue de dessus (avant l'installation)
Racing net – top view photo (before installation)



A2) Mécanisme de déverrouillage rapide - photo 3/4 avant (avec indication du système d'ouverture)
Quick release system - 3/4 front photo (with opening system indicated)



A3) Attache avant - photo 3/4 avant (détail de l'enroulement)
Front attachment - 3/4 front photo (details of strap routing)




A4) Attaches arrière - photo 3/4 avant (détail de l'enroulement)
Rear attachments - 3/4 front photo (details of strap routing)

3-Bar Adjustment


It is essential that all 1, 2 and 3 inch webbing be installed correctly.

Please follow the instructions, which shows how to lock the webbing into the "three bar adjusters" after being threaded through or wrapped around the mount or cage.


Do not allow any ID tags (SFI or Warning) to be left threaded into the "three bar adjusters". Make sure the all ID tags pass completely through the adjusters.




Step 1:
Insert webbing through the 3 bar adjuster.



Step 2:
Pull webbing to 8-10 inches beyond adjuster, fold edges (3 inch webbing) and insert into mount brackets.



Step 3:
Fold back webbing and re-insert through the 3 bar adjuster as shown.



Step 4:
Fold back webbing again and insert through bottom portion of buckle.


Marque
Brand **SAFECRAFT**

Modèle
Model **8511-K**


Homologation N°

RN.018.20

A5) Autre hardware - photo 3/4 avant
Other hardware - 3/4 front photo (**PUSH BUTTON**)



A6) Autre hardware - photo 3/4 avant
Other hardware - 3/4 front photo (**3 BAR**)



3. ETIQUETTE D'HOMOLOGATION / HOMOLOGATION LABEL

301. ETIQUETTE / LABEL

Etiquette d'homologation
Homologation label

a) Dimensions [mm]
Dimensions [mm]

80MM x 30MM

B1) Etiquette d'homologation et autocollant FIA cousus sur le filet de course
Homologation label and FIA sticker stitched on the racing net



In Compliance With: FIA Standard 8863-2013
Manufacturer Name: SAFECRAFT Serial N°:
Homologation N°: RN.018.20 Model : 8511-K Not Valid After : 2025

Marque
Brand **SAFECRAFT**

Modèle
Model **8511-K**

Homologation N°

RN.018.20

INFORMATIONS COMPLEMENTAIRES / COMPLEMENTARY INFORMATION

