



# FEDERATION INTERNATIONALE DE L'AUTOMOBILE

Homologation N°

**RN.007.16**

Date

05.09.2017

## FICHE DE PRESENTATION DES FILETS DE COURSE (NORME FIA 8863-2013) PRESENTATION FORM FOR RACING NETS (FIA STANDARD 8863-2013)

### 1. GENERALITES / GENERAL

#### 101. CONSTRUCTEUR / MANUFACTURER

##### SAFECRAFT


- a) Adresse  
Address 3959 VAN DYKE ROAD, #203, LUTZ, FL 33558 - USA
- b) Téléphone  
Phone +1.813.758.3571
- c) E-mail  
E-mail INFO@SAFECRAFTRACING.COM

#### 102. MODELE DU FILET DE COURSE / RACING NET MODEL

- a) Modèle  
Model 8211-K
- b) Côté d'installation  
Installation valid for both sides

#### 103. PHOTO DU FILET DE COURSE COMPLET / PHOTO OF THE FULL RACING NET

- A1) Photo du filet de course avant l'installation  
Photo of the racing net before installation




## 2. DETAILS DU FILET DE COURSE / RACING NET DETAILS

### 201. FILET DE COURSE / RACING NET

| a) Connexion à la voiture à l'avant<br><i>Front connection to the car</i>                                     | Nombre / Number        | Matériau / Material                 | Largeur / Epaisseur [mm]<br><i>Width / Thickness [mm]</i> |
|---|------------------------|-------------------------------------|---|
| Sangles fixées à la voiture à l'avant<br><i>Straps fixed to the car at the front</i>                          | 1                      | <b>CENTRAL WEBBING WITH TONGUE</b>  | <b>44MM /</b>   |
| Type de fixation d'extrémité<br><i>Type of end fitting</i>  | <b>3/4X16 THREADED</b> | <b>ALUMINUM</b>                     |   |
| Type de mécanisme de déverrouillage rapide<br><i>Type of quick release system</i>                             | <b>PUSH BUTTON</b>     | <b>ALUMINUM/STAINLESS STEEL</b>     |   |
| b) Connexion à la voiture à l'arrière<br><i>Rear connection to the car</i>                                    |                        |                                     |   |
| Sangles horizontales fixées à la voiture à l'arrière<br><i>Horizontal straps fixed to the car at the rear</i> | 3                      | <b>1" BLACK KEVLAR DOUBLE WEAVE</b> | <b>26MM /</b>   |
| Sangles verticales fixées à la voiture à l'arrière<br><i>Vertical straps fixed to the car at the rear</i>     | 0                      |                                     |   |
| Type de fixation d'extrémité<br><i>Type of end fitting</i>  | <b>3 BAR</b>           | <b>STEEL</b>                        |   |

A1) Filet de course - photo vue de dessus (avant l'installation)  
*Racing net – top view photo (before installation)*



A2) Mécanisme de déverrouillage rapide - photo 3/4 avant (avec indication du système d'ouverture)  
*Quick release system - 3/4 front photo (with opening system indicated)*



A3) Attache avant - photo 3/4 avant (détail de l'enroulement)  
*Front attachment - 3/4 front photo (details of strap routing)*




A4) Attaches arrière - photo 3/4 avant (détail de l'enroulement)  
*Rear attachments - 3/4 front photo (details of strap routing)*

**3-Bar Adjustment**


It is essential that all 1, 2 and 3 inch webbing be installed correctly.

Please follow the instructions, which shows how to lock the webbing into the "three bar adjusters" after being threaded through or wrapped around the mount or cage.


Do not allow any ID tags (SFI or Warning) to be left threaded into the "three bar adjusters". Make sure the all ID tags pass completely through the adjusters.




Step 1:  
Insert webbing through the 3 bar adjuster.



Step 2:  
Pull webbing to 8-10 inches beyond adjuster, fold edges (3 inch webbing) and insert into mount brackets.



Step 3:  
Fold back webbing and re-insert through the 3 bar adjuster as shown.



Step 4:  
Fold back webbing again and insert through bottom portion of buckle.

A5) Autre hardware - photo 3/4 avant  
Other hardware - 3/4 front photo (**PUSH BUTTON**)



A6) Autre hardware - photo 3/4 avant  
Other hardware - 3/4 front photo (**3 BAR**)



### 3. ETIQUETTE D'HOMOLOGATION / *HOMOLOGATION LABEL*


#### 301. ETIQUETTE / *LABEL*

Etiquette d'homologation  
*Homologation label*

a) Dimensions [mm]  
*Dimensions [mm]*

**80MM x 30MM**

B1) Etiquette d'homologation et autocollant FIA cousus sur le filet de course  
*Homologation label and FIA sticker stitched on the racing net*



Marque  
Brand **SAFECRAFT**

Modèle  
Model **8211-K**

Homologation N°

**RN.007.16**

**INFORMATIONS COMPLEMENTAIRES / COMPLEMENTARY INFORMATION**

