



FORMULA 1 AWS GRAN PREMIO DE ESPAÑA



2023

CIRCUIT DE BARCELONA-CATALUNYA | 02-04 JUNE



Formula 1
AWS Gran Premio de España 2023
Barcelona 02-04 June

Official Formula 1® Media Kit

2023 FIA Formula One™ World Championship

F1 AWS GRAN PREMIO DE ESPAÑA 2023

2 – 4 June 2023

Promoter



**Circuit de
Barcelona**
CATALUNYA



TABLE OF CONTENTS

Time Schedule FORMULA 1 AWS GRAN PREMIO DE ESPAÑA 2023

Welcome to Circuit de Barcelona-Catalunya

The Circuit de Barcelona-Catalunya in detail

Media Centre Operation

Formula One Press Conference Schedule

2011/2022 Spanish Grand Prix results

2023 Circuit de Barcelona-Catalunya Race Calendar

2023 FIA Formula One World Championship™ Calendar

2023 FIA Formula One World Championship™ Entry list

2023 FIA Formula One World Championship™ Classification

Drivers and Teams Statistics

2023 FIA Formula One World Championship™ Results

Appendix

Circuit Map

Media access and general information Map

Service Roads Map

The Formula One Spanish Grand Prix 1913-2022

Promoter



**Circuit de
Barcelona**
CATALUNYA



TIME SCHEDULE

THURSDAY, June 1st		
17:30 - 19:30	Activitat Circuit	Pit Lane Visit

FRIDAY, June 2nd		
09:55 - 10:40	FIA Formula 3	Practice Session
11:05 - 11:50	FIA Formula 2	Practice Session
13:30 - 14:30	Formula 1	First Practice Session
15:00 - 15:30	FIA Formula 3	Qualifying Session
15:55 - 16:25	FIA Formula 2	Qualifying Session
17:00 - 18:00	Formula 1	Second Practice Session

SATURDAY, June 3rd		
10:30 - 11:15	FIA Formula 3	Sprint Race - 21 laps or 40' + 1 lap
12:30 - 13:30	Formula 1	Third Practice Session
14:15 - 15:05	FIA Formula 2	Sprint Race - 26 laps or 45' + 1 lap
16:00 - 17:00	Formula 1	Qualifying Session

SUNDAY, June 4th		
09:55 - 10:45	FIA Formula 3	Feature Race - 25 laps or 45' + 1 lap
11:25 - 12:30	FIA Formula 2	Feature Race - 37 laps or 60' + 1 lap
12:50 - 13:20	Formula 1	Drivers' Parade
14:46	Formula 1	Anthems
15:00 - 17:00	Formula 1	GRAND PRIX - 66 laps or 120'

V2.20/05/23 (Issue 2) - These schedules are subject to changes.

Promoter



**Circuit de
Barcelona**
CATALUNYA



WELCOME TO CIRCUIT DE BARCELONA-CATALUNYA

The wait is over. After an exciting start to the season, it's time for Circuit de Barcelona-Catalunya. The FORMULA 1 AWS GRAN PREMIO DE ESPAÑA 2023 will take place from 2 to 4 June, turning the sports facilities into the host venue for the World Championship caravan for the 33rd consecutive year. Moreover, drivers and teams will be landing on a track they know perfectly well, having tested on its asphalt on numerous occasions.

The relationship between the top level motorsport competition and Circuit de Barcelona-Catalunya started on 29 September 1991, only 19 days after the inauguration of the facilities, with Nigel Mansell winning the race, joined on the podium by Alain Prost and Riccardo Patrese. Sitges, Pedralbes and later Montjuïc were host to the Formula 1 World Championship until 1975.

Along these years, the Circuit has had several different race winners, most of them world champions: Nigel Mansell, Alain Prost, Damon Hill, Michael Schumacher, Jacques Villeneuve, Mika Häkkinen, Kimi Räikkönen, Fernando Alonso, Felipe Massa, Jenson Button, Mark Webber, Sebastian Vettel, Pastor Maldonado, Lewis Hamilton, Nico Rosberg and Max Verstappen.

After a streak of 10 different winners in 10 years, Lewis Hamilton broke the course of history at the Circuit. The Briton won the five last editions, in addition to the victory he achieved in 2014. This year, however, after

what seems to be the end of the Mercedes era, the picture looks very different to that of recent years.

The most irreverent F1 of recent times has arrived

The Grand Circus will bring the best brands and the most outstanding drivers in the world of motor racing. Adrenaline, thrill and pure spectacle are the terms that sum up the FORMULA 1 AWS GRAN PREMIO DE ESPAÑA 2023 an event that also features two home drivers on the rise: Fernando Alonso and Carlos Sainz.

Both also occupy privileged places in the World Championship standings, which are more exciting than ever in the fight for the top 5. Topping the scoring charts is Max Verstappen. The Red Bull driver is looking to retain the title, but his teammate, Checo Pérez, does not want to make it easy for him. The Mexican is pushing from second position, although the points gap between them is widening. The Dutchman has now won four races to the Mexican's two. For the moment, the fight for the top position has remained between the Red Bulls.

A brilliant Fernando Alonso is restoring hope to Spanish fans in his F1 career with Aston Martin. The Spaniard is the one who is closest to the Red Bulls thanks to his good pace, but also to his consistency and the reliability of his car. Alonso has been rewarded with five

Promoter



Circuit de
Barcelona
CATALUNYA



podium finishes, with a worst result of fourth place. The statistics don't deceive, and they also place the two-time world champion as the most obvious alternative to the Red Bulls.

Fernando Alonso's last victory came precisely at the 2013 edition of the Spanish Grand Prix. The driver from Oviedo, with that in mind, will be looking for gold at his home circuit, although it won't be easy for him. Lewis Hamilton and George Russell are chasing that coveted overall podium, putting Mercedes in the manufacturers' fight. Carlos Sainz is sixth and, after a difficult race in Monaco, the Spaniard will return home eager to redeem himself and celebrate on the podium.

Charles Leclerc (Ferrari) and Lance Stroll (Aston Martin) are some of the names that have been following each other at the top of the standings this season. They, along with their former teammates, show that podium positions in the 2023 Manufacturers' World Championship - Red Bull aside - is a three-way fight between Aston Martin, Mercedes and Ferrari. Esteban Ocon, Pierre Gasly and Lando Norris round out the provisional top 10, bringing McLaren and Alpine into the points fight.

F2, F3 round off the programme

Vesti leads the F2® standings

Frederik Vesti (Prema Racing) is the fastest in the intermediate category of the World Championship. Although it was Frenchman Théo Pourchaire (ART Grand Prix) who started the season leading, something he had already done in 2022 when he arrived at the Circuit, after five rounds Vesti is five points ahead of second-placed Pourchaire. Ayumu Iwasa

(DAMS) is third, twenty points behind the leader.

It remains to be seen whether Vesti will be able to maintain this upward trend in the championship, because apart from Pourchaire and Iwasa, there are a lot of drivers separated by very few points. Kush Maini (Campos Racing), Dannis Hauger (MP Motorsport) and Zane Maloney (Rodin Carlin) are next in the standings, followed by Richard Verschoor (Van Amersfoort Racing) and Oliver Bearman (Prema Racing).

Bortoleto stands out in F3®.

Despite having only held three rounds, the FIA Formula 3 Championship already has a contender who is trying to break away from the rest: Gabriel Bortoleto. The Trident driver is 17 points ahead of his nearest challenger, Gabriele Mini (Hitech Pulse-Eight). The Brazilian has won four races so far this year, something that no one else in the championship has done. Gregory Saucy (ART Grand Prix) is third.

Very close to the top 5 is a home entrant, Pepe Martí. The Campos Racing driver faces his debut season in the championship with remarkable results, such as a victory in Monaco. After three events, the Catalan driver has 37 points, from sixth place. Mari Boya, on the other hand, is in 25th position. Both Martí and Boya will face a special race in which they will play an important role.

A Spanish GP with Carlos Sainz Grandstand

Among all the available grandstands, the Circuit has the honour of having the Carlos Sainz Grandstand again. Located in

Promoter



**Circuit de
Barcelona**
CATALUNYA



Grandstand B, in the Stadium area, fans of the Spanish driver will be able to enjoy one of the most emblematic locations of the track, a place where many overtaking manoeuvres take place.

In addition, buyers receive an unbeatable package. Along with access to all three days of the event and the excellent location, they also get an official Ferrari cap and a flag. All this for a one-off price of 180 euros.

The tickets, which went on sale in early March, sold out within minutes of being made available. Shortly after the opening of the sales channels, the capacity of the Grada Carlos Sainz was already full. There is no doubt that both fans and the driver himself will enjoy a unique edition of his home GP, once again wearing the red of the legendary Maranello team.

Other drivers with their own grandstand

In addition to Carlos Sainz, some fan clubs have requested the Circuit to reserve a part of its capacity to host the fans of two other drivers of the World Championship.

As usual, the Orange Zone will be the context in which Max Verstappen's fans will be able to cheer him on and follow him closely. Specifically, they will do so from the stadium area, in Grandstand G. As in recent years, this area will have an 'orange tide' and the best atmosphere throughout the event.

French driver Pierre Gasly will also feel the warmth of the fans at the Circuit. The Frenchman will have to pay attention to Grandstand M, as this is where his most loyal

fans will be located. This grandstand is located in front of turn 6 of the circuit.

F1 from a more exclusive perspective

The F1 World Championship can be experienced in many different ways. For those looking for a more exclusive approach, some hospitality products with full amenities were available. These products are now mostly complete, although some of them are still available.

At the corporate level, the **Suites** are the star product. These are private spaces above the Main Grandstand for companies. With direct views of the start and the straight and with a guaranteed seat in the grandstand, they ensure a complete experience with all the comforts.

On the other hand, the **Pit Lane Lounge**, a new and very exclusive product, is a combination of comfort, distinction and adrenaline. With a direct view of the single-seaters at the pit lane exit, as well as all the action that takes place after the start. It also offers access to the Pit Lane Terrace, a large area on the top floor of the building with great views not only of the straight but also of turns 1, 5 and 6.

On the third floor of the Main Grandstand and overlooking the starting grid, pit stops and podium ceremony, the **Sky View Lounge**. It is a similar concept to the Suites and is sold as an individual product. It includes a ticket with a numbered seat in this same grandstand, from where you can access the official store's area.

Another option on offer is the Garden Village. Its location offers the chance to watch the

Promoter



**Circuit de
Barcelona**
CATALUNYA



single-seaters take the final corner and head down the main straight at high speed. Excitement combined with the magic of an open-air themed area. It has a catering area with a lounge to enjoy the races surrounded by calm and comfort. It does also provide access to Grandstand H of the Circuit.

This year, the Circuit has once again incorporated a product that has already been seen in previous editions, the **Palcos** (Boxes). Located next to the Main Grandstand and with a direct view of the straight, this space offers a premium experience from the comfort of an intimate atmosphere. With the single-seaters reaching their top speed just a few metres away, the area also has a gastronomic area to enjoy a unique weekend in a privileged environment.

Last but not least, the **Paddock Club** is the closest F1 experience. With a privileged location in the pit lane building, it offers a high-level gastronomic proposal and immersive experiences throughout the weekend.

Multiple fun zones

Circuit de Barcelona-Catalunya will once again be the venue of many different areas of attention. The Catalan facility will become a festival of fun for the enjoyment of all visitors. Unique experiences and proposals that, from 2 to 4 June, will allow everyone to experience the Grand Prix in their own way, combining motor racing and an unbeatable atmosphere at all times. All of this under the slogan "Motor of emotions", because the Circuit is a space that goes far beyond motoring, and that awakens different sensations and emotions in every visitor.

The evergreen classics

The first of the confirmed activities was the Pit Walk or the traditional visit to the Pit Lane. For a total of two hours, fans will be able to walk through one of the epicentres of GP activity, the place where the teams' garages are located, as well as the race cars. A unique opportunity to visit the Pit Lane with a completely different aesthetic, dressed in its best to host the greatest motor racing show in the world.

It will be held on Thursday 1 June from 5.30 p.m. to 7.30 p.m. All those who have purchased their FORMULA 1 AWS GRAN PREMIO DE ESPAÑA 2023 tickets will be able to access the walkabout, whether they have a General Admission or Pelouse Jove ticket or any of the Grandstand tickets.

Once the F1 race is over on Sunday, fans will be able to step onto the Catalan tarmac just a few minutes after their idols have done so in the single-seaters, thanks to the **Open Track**. Several gates will be opened around the track for those who wish to leave their grandstands and come down to the track. The fastest and closest to the main straight will be able to watch the podium ceremony of the Grand Prix, as well as see everything that happens at the end of an event in the World Championship teams' pits just a few metres away.

Other areas with proposals

The **Fan Zone** will decorate the public area behind the Main Grandstand, a place that will host various activities related to the World Championship. From augmented reality experiences that simulate pit lane tours, to a tunnel with the best moments of the drivers, a

Promoter



Circuit de
Barcelona
CATALUNYA



selfie booth with drivers, an eSports area, the Pit Stop Challenge, and a podium recreation, among others.

The Circuit will have other more specific areas such as the **Kids Zone**, with entertainment activities and workshops for children, which will share space with the **Green Zone**, where the importance of taking care of the environment will continue to be conveyed. The Pelouse Jove, at turn 4, will also have live music on Grand Prix Sunday.

An improved experience for attendants

Due to the large number of spectators at the last edition of the FORMULA 1 AWS GRAN PREMIO DE ESPAÑA and the challenges arising from this context, Circuit de Barcelona-Catalunya has aimed to improve in several areas so that fans can enjoy an excellent experience during the four days of the event. In order to achieve this, the Catalan track will implement a series of changes and novelties that directly affect the attendants:

Complete refurbishment of the toilets in the public areas: All the toilets in the different public areas of the facilities have been refurbished, making them much more functional thanks to the optimisation of space, as well as featuring a completely new and modern aesthetic.

Connection to the public water network and new water fountains: From now on, the Circuit will be supplied with drinking water from the network of the municipality of Montmeló. Moreover, new drinking water fountains have been installed.

More shadow: The Circuit will have an area in the old heliport sheltered from the sun rays, which will also concentrate food trucks so that fans can enjoy a relaxing time. Giant tents will also be set up at different points of the public areas to avoid the sun.

More catering areas: In order to avoid long queues and long waiting times, the Circuit will expand its gastronomic offer, reinforcing the existing points and creating some new ones.

Additional parking places and new organisation of spaces: This year, the Circuit will make some additional parking spaces available to spectators in order to increase the capacity of vehicles, and will implement a new system for the organisation of the spaces. Even so, the Circuit always recommends the use of public transport.

Improvements in signposting: From the Montmeló station and at all points likely to be part of the access route to the Circuit, whether on foot, by public transport or private vehicle, the Circuit will reinforce the signposting in order to guide attendants in the easiest and clearest way possible.

Conscience, commitment and coherence with the environment

The Circuit will promote a wide range of actions framed within its 3C management philosophy in sustainability, integrating the social, economic and environmental aspects. Under the slogan "Driving for a better future" with conscience, commitment and coherence, in order to contribute to the Sustainable Development Goals of the UNEP Agenda 2030.

Promoter



**Circuit de
Barcelona**
CATALUNYA



In addition, this year, as a novelty, two projects focused on energy self-sufficiency and on the supply of drinking water will be promoted.

The promoted actions include the use of 100% renewable energy, food donations, the use of

okm catering products, waste management, sustainable forestry in the surroundings of the Circuit, and the use of circular economy to fund it by means of other sustainable actions, among many others.

Promoter



**Circuit de
Barcelona**
CATALUNYA



CIRCUIT DE BARCELONA-CATALUNYA IN DETAIL

Name	Circuit de Barcelona-Catalunya
Address	Mas La Moreneta P.O. Box 27 08160 Montmeló (Barcelona-Spain) Tel. +34 93 571 97 00 Fax +34 93 572 97 72 http://www.circuitcat.com
President	Roger Torrent
General Manager	Josep Lluís Santamaría
History	Works began 24 th February 1989 (First Stone) Official opening: 10 th September 1991 1 st official competition: 15-09-1991 CET 1 st Formula 1® GP: 29-09-1991 Spanish GP 1 st Motorcycling GP: 31-05-1992 European GP
Sport events organisation	Circuit de Barcelona-Catalunya (Sports Department) and RACC (Royal Automobile Club of Catalonia)
Technical features of the GP track	Length of track: 4.657 metres Length of main straight: 1.047 metres Minimum width of track: 11 metres Width of main straight: 12 metres Number of Bends: 14 Bends to the right: 8 Bends to the left: 6
Record	Ahead as the racetrack with the major number of spectators in an F1® race in 2007
Sport Records F1 (until 2020)	Pole Lewis Hamilton (Mercedes) 1:16.173 – Spanish GP 18 Fastest Lap Daniel Ricciardo (Red Bull) 1:18.441 – Spanish GP 18

Promoter



**Circuit de
Barcelona**
CATALUNYA



Location

The Circuit de Barcelona-Catalunya forms part of the elite of the world circuits and every year receives the great motor sports event: the FORMULA 1 AWS GRAN PREMIO DE ESPAÑA 2023. Thanks to its privileged location, it is also able to offer a multitude of options as a great tourist attraction.

The Circuit is alongside the AP7 motorway, which connects France with Catalonia, Madrid and Zaragoza, and closer to the airports at Girona (60 km) and Barcelona (35 km), which connect the Circuit with the whole world.

Just 30 minutes from Barcelona, on your stay, you can visit the city and admire its fantastic architecture: the Sagrada Família Cathedral, the Gothic Quarter, the Rambles... The city of Barcelona is one of the main European cities

and today one of the axes of the Mediterranean economy and the South of Europe.

The beaches of the Maresme, Costa Brava, Costa Daurada, Costa de Garraf, the Roman remains of Tarragona or the Pyrenees are other of the options available to visit.

Catalonia is a leading tourist destination which offers many attractions for any kind of visit: cultural, resting, nature, family, business... A great welcoming capacity and excellent facilities turn it into one of the leading tourist regions of Europe.

With over 24 million tourists a year, Catalonia is the leading tourist destination in Spain.

Promoter



**Circuit de
Barcelona**
CATALUNYA



Formula 1
AWS Gran Premio de España 2023
Barcelona 02-04 June

Official Formula 1® Media Kit

INFORMATION FOR MEDIA

Promoter



**Circuit de
Barcelona**
CATALUNYA



MEDIA CENTRE OPERATION

Accreditation Centre	
Wednesday	9.00 h - 18.00 h
Thursday	8.00 h - 18.00 h
Friday	8.00 h - 16.00 h
Saturday	8.00 h - 15.00 h
Sunday	8.00 h - 13.00 h

Press Room	
Wednesday	9.00 h - 18.00 h
Thursday	8.00 h - 21.00 h
Friday	7.00 h - 23.00 h
Saturday	7.00 h - 23.00 h
Sunday	7.00 h - until last journalist leaves

Journalists and photographers will be all working at the Press Room, located in the paddock, on the first floor of the pit garages building.

Welcome Desk

At the Welcome Desk, journalists and photographers can ask for:

- Seat in the Press Room
- Private telephone lines
- Free WiFi access
- Locker
- Media Kit

Also at the Welcome Desk, the national and international photographers will have to pick up their tabard and the *Photographers' Bulletin*.

Telecom Desk

The Telecom Desk offers to all media representatives a free of charge service for using telephones and computers with Internet connection and the possibility to print.

Promoter



Circuit de
Barcelona
CATALUNYA



Photobus service for photographers around the service track

A photobus service will be available to ease the photographers' transfers around the service track. The starting point is next to the Control Tower.

Other services in the Press Room:

- **Catering service** for media representatives at the Corporate Lounge 1, located at the first floor of the boxes building, next to the Media Centre. The space will be open from 8 a.m. to 8 p.m.

Promoter



**Circuit de
Barcelona**
CATALUNYA



FORMULA 1 PRESS CONFERENCE SCHEDULE

Thursday- 11.45 am- DHL Sustainability Press Conference

Thursday- 2.30 pm- (Drivers) Press Conference Room

Friday- 3 pm- (Teams) Press Conference Room

Saturday- After the qualifying- Press Conference Room

Sunday- After the race- Press Conference Room

ADDITIONAL MEDIA OPPORTUNITIES

•**Qualifying:** All drivers eliminated in Q1 or Q2 will be available for media interviews immediately after the end of each session, as will drivers who participated in Q3, but who are not required for the post-qualifying press conference, at the “TV Interview Area”, located at the back of the FIA garage, paddock side.

•**Race:** Any driver retiring before the end of the race will be available for media interviews after his return to the paddock. In addition, all drivers who finish the race outside the top three will be available for media interviews immediately after the end of the race.

•**During the race:** every team will make at least one senior spokesperson available for interviews by officially accredited TV crews. A list of those nominated will be available in the media centre.

Promoter



Circuit de
Barcelona
CATALUNYA



2011 - 2022 SPANISH GRAND PRIX

FORMULA 1 GRAN PREMIO DE ESPAÑA SANTANDER 2011

Starting Grid					
Pos.	Driver	Team	Q1	Q2	Q3
1	M. Webber	Red Bull Racing	1:23.619	1:21.773	1:20.981
2	S. Vettel	Red Bull Racing	1:24.142	1:21.540	1:21.181
3	L. Hamilton	Vodafone McLaren Mercedes	1:24.370	1:22.148	1:21.961
4	F. Alonso	Scuderia Ferrari Marlboro	1:23.485	1:22.813	1:21.964
5	J. Button	Vodafone McLaren Mercedes	1:24.428	1:22.050	1:21.996
6	V. Petrov	Lotus Renault GP	1:23.069	1:22.948	1:22.471
7	N. Rosberg	Mercedes GP Petronas F1 Team	1:23.507	1:22.569	1:22.599
8	F. Massa	Scuderia Ferrari Marlboro	1:23.506	1:23.026	1:22.888
9	P. Maldonado	AT&T Williams	1:23.406	1:22.854	1:22.952
10	M. Schumacher	Mercedes GP Petronas F1 Team	1:22.960	1:22.671	DNS
11	S. Buemi	Scuderia Toro Rosso	1:23.962	1:23.231	-
12	S. Pérez	Sauber F1 Team	1:24.209	1:23.367	-
13	J. Alguersuari	Scuderia Toro Rosso	1:24.049	1:23.694	-
14	K. Kobayashi	Sauber F1 Team	1:23.656	1:23.702	-
15	H. Kovalainen	Team Lotus	1:25.874	1:25.403	-
16	P. di Resta	Force India F1 Team	1:24.332	1:26.126	-
17	A.Sutil	Force India F1 Team	1:24.648	1:26.571	-
18	J. Trulli	Team Lotus	1:26.521	-	-
19	R. Barrichello	AT&T Williams	1:26.910	-	-
20	T. Glock	Marussia Virgin Racing	1:27.315	-	-
21	V. Liuzzi	HRT F1 Team	1:27.809	-	-
22	N. Karthikeyan	HRT F1 Team	1:27.908	-	-
23	J. d'Ambrosio	Marussia Virgin Racing	1:28.556	-	-

Race Classification			
Pos.	Driver	Team	Time
1	S. Vettel	Red Bull Racing	1:39:03.301
2	L. Hamilton	Vodafone McLaren Mercedes	1:39:03.931
3	J. Button	Vodafone McLaren Mercedes	1:39:38.998
4	M. Webber	Red Bull Racing	1:39:51.267
5	F. Alonso	Scuderia Ferrari Marlboro	1:39:13.856- 1 lap
6	M. Schumacher	Mercedes GP Petronas F1 Team	1:39:31.695- 1 lap
7	N. Rosberg	Mercedes GP Petronas F1 Team	1:39:32.570- 1 lap
8	N. Heidfeld	Lotus Renault GP	1:39:33.015- 1 lap
9	S. Pérez	Sauber F1 Team	1:39:53.605- 1 lap
10	K. Kobayashi	Sauber F1 Team	1:39:58.323- 1 lap
11	V. Petrov	Lotus Renault GP	1:40:11.150- 1 lap
12	P. di Resta	Force India F1 Team	1:40:17.511- 1 lap
13	A.Sutil	Force India F1 Team	1:40:23.337- 1 lap
14	S. Buemi	Scuderia Toro Rosso	1:40:29.839- 1 lap
15	P. Maldonado	AT&T Williams	1:40:30.081- 1 lap
16	J. Alguersuari	Scuderia Toro Rosso	1:39:13.809- 2 laps
17	R. Barrichello	AT&T Williams	1:39:15.964- 2 laps
18	J. Trulli	Team Lotus	1:40:11.203- 2 laps
19	T. Glock	Marussia Virgin Racing	1:40:27.140- 3 laps
20	J. d'Ambrosio	Marussia Virgin Racing	1:39:18.879- 4 laps
21	N. Karthikeyan	HRT F1 Team	1:39:10.631- 5 laps

Fastest lap: L. Hamilton McLaren 1:26.727 on lap 52 (193.227 km/h)

Not classified: F. Massa; H. Kovalainen; V. Liuzzi

Promoter



**Circuit de
Barcelona**
CATALUNYA



FORMULA 1 GRAN PREMIO DE ESPAÑA SANTANDER 2012

Starting Grid					
Pos.	Driver	Team	Q1	Q2	Q3
1	L. Hamilton*	Vodafone McLaren Mercedes	1:22.583	1:22.465	1:21.707
2	P. Maldonado	Williams F1 Team	1:23.380	1:22.105	1:22.285
3	F. Alonso	Scuderia Ferrari	1:23.276	1:22.862	1:22.302
4	R. Grosjean	Lotus F1 Team	1:23.248	1:22.667	1:22.424
5	K. Raikkonen	Lotus F1 Team	1:23.406	1:22.856	1:22.487
6	S. Pérez	Sauber F1 Team	1:24.261	1:22.773	1:22.533
7	N. Rosberg	Mercedes AMG Petronas F1 Team	1:23.370	1:22.882	1:23.005
8	S. Vettel	Red Bull Racing	1:23.850	1:22.884	DNF
9	M. Schumacher	Mercedes AMG Petronas F1 Team	1:23.757	1:22.904	DNS
10	K. Kobayashi	Sauber F1 Team	1:23.386	1:22.897	-
11	J. Button	Vodafone McLaren Mercedes	1:23.510	1:22.944	-
12	M. Webber	Red Bull Racing	1:23.592	1:22.977	-
13	P. di Resta	Sahara Force India F1 Team	1:23.852	1:23.125	-
14	N. Hulkenberg	Sahara Force India F1 Team	1:23.720	1:23.177	-
15	J. Vergne	Scuderia Toro Rosso	1:24.362	1:23.265	-
16	D. Ricciardo	Scuderia Toro Rosso	1:23.906	1:23.442	-
17	F. Massa	Scuderia Ferrari	1:23.886	1:23.444	-
18	B. Senna	Williams F1 Team	1:24.981	-	-
19	V. Petrov	Caterham F1 Team	1:25.277	-	-
20	H. Kovalainen	Caterham F1 Team	1:25.507	-	-
21	C. Pic	Marussia F1 Team	1:26.582	-	-
22	T. Glock	Marussia F1 Team	1:27.032	-	-
23	P. de la Rosa	HRT F1 Team	1:27.555	-	-
24	N. Karthikeyan	HRT F1 Team	1:31.122	-	-

* Failed to provide a compulsory fuel sample to the stewards of the meeting and demoted to the back of the grid

Race Classification			
Pos.	Driver	Team	Time
1	P. Maldonado	Williams F1 Team	1:39:09.145
2	F. Alonso	Scuderia Ferrari	1:39:12.340
3	K. Raikkonen	Lotus F1 Team	1:39:13.029
4	R. Grosjean	Lotus F1 Team	1:39:23.944
5	K. Kobayashi	Sauber F1 Team	1:40:13.786
6	S. Vettel	Red Bull Racing	1:40:16.721
7	N. Rosberg	Mercedes AMG Petronas F1 Team	1:40:27.064
8	L. Hamilton	Vodafone McLaren Mercedes	1:40:27.285
9	J. Button	Vodafone McLaren Mercedes	1:40:34.391- 1 lap
10	N. Hulkenberg	Sahara Force India F1 Team	1:39:09.709- 1 lap
11	M. Webber	Red Bull Racing	1:39:09.928- 1 lap
12	J. Vergne	Scuderia Toro Rosso	1:39:16.101- 1 lap
13	D. Ricciardo	Scuderia Toro Rosso	1:39:20.967- 1 lap
14	P. di Resta	Sahara Force India F1 Team	1:39:25.660- 1 lap
15	F. Massa	Scuderia Ferrari	1:39:27.047- 1 lap
16	H. Kovalainen	Caterham F1 Team	1:39:51.054- 1 lap
17	V. Petrov	Caterham F1 Team	1:40:06.205- 1 lap
18	T. Glock	Marussia F1 Team	1:39:23.541- 2 laps
19	P. de la Rosa	HRT F1 Team	1:39:46.180- 3 laps

Fastest lap: R. Grosjean Lotus F1 Team 1:26.250 on lap 53 (194.295 km/h)

Not classified: S. Pérez ; C. Pic; N. Karthikeyan; B. Senna; M. Schumacher

Promoter



**Circuit de
Barcelona**
CATALUNYA



FORMULA 1 GRAN PREMIO DE ESPAÑA 2013

Starting Grid					
Pos.	Driver	Team	Q1	Q2	Q3
1	N. Rosberg	Mercedes AMG Petronas F1 Team	1:21.913	1:21.776	1:20.718
2	L. Hamilton	Mercedes AMG Petronas F1 Team	1:21.728	1:21.001	1:20.972
3	S. Vettel	Infiniti Red Bull Racing	1:22.158	1:21.602	1:21.054
4	K. Raikkonen	Lotus F1 Team	1:22.210	1:21.676	1:21.177
5	F. Alonso	Scuderia Ferrari	1:22.264	1:21.646	1:21.218
6	F. Massa	Scuderia Ferrari	1:22.492	1:21.978	1:21.219
7	R. Grosjean	Lotus F1 Team	1:22.613	1:21.998	1:21.308
8	M. Webber	Infiniti Red Bull Racing	1:22.342	1:21.718	1:21.570
9	S. Perez	Vodafone McLaren Mercedes	1:23.116	1:21.790	1:22.069
10	P. di Resta	Sahara Force India	1:22.663	1:22.019	1:22.233
11	D. Ricciardo	Scuderia Toro Rosso	1:22.905	1:22.127	-
12	J. Vergne	Scuderia Toro Rosso	1:22.775	1:22.166	-
13	A. Sutil	Sahara Force India F1 Team	1:22.952	1:22.346	-
14	J. Button	Vodafone McLaren Mercedes	1:23.166	1:22.355	-
15	N. Hulkenberg	Sauber F1 Team	1:23.058	1:22.389	-
16	E. Gutierrez	Sauber F1 Team	1:23.218	1:22.793	-
17	V. Bottas	Williams F1 Team	1:23.260	-	-
18	P. Maldonado	Williams F1 Team	1:23.318	-	-
19	G. van der Garde	Caterham F1 Team	1:24.661	-	-
20	J. Bianchi	Marussia F1 Team	1:24.713	-	-
21	M. Chilton	Marussia F1 Team	1:24.996	-	-
22	C. Pic	Caterham F1 Team	1:25.070	-	-

Race Classification			
Pos.	Driver	Team	Time
1	F. Alonso	Scuderia Ferrari	1:39:16.596
2	K. Raikkonen	Lotus F1 Team	1:39:25.934
3	F. Massa	Scuderia Ferrari	1:39:42.645
4	S. Vettel	Infiniti Red Bull Racing	1:39:54.869
5	M. Webber	Infiniti Red Bull Racing	1:40:04.559
6	N. Rosberg	Mercedes AMG Petronas F1 Team	1:40:24.616
7	P. di Resta	Sahara Force India F1 Team	1:40:25.584
8	J. Button	Vodafone McLaren Mercedes	1:40:36.102
9	S. Perez	Vodafone McLaren Mercedes	1:40:38.334
10	D. Ricciardo	Scuderia Toro Rosso	1:39:22.402- 1 lap
11	E. Gutierrez	Sauber F1 Team	1:39:22.706- 1 lap
12	L. Hamilton	Mercedes AMG Petronas F1 Team	1:39:27.565- 1 lap
13	A. Sutil	Sahara Force India F1 Team	1:39:28.040- 1 lap
14	P. Maldonado	Williams F1 Team	1:39:45.740- 1 lap
15	N. Hulkenberg	Sauber F1 Team	1:39:47.162- 1 lap
16	V. Bottas	Williams F1 Team	1:40:35.040- 1 lap
17	C. Pic	Caterham F1 Team	1:40:37.441- 1 lap
18	J. Bianchi	Marussia F1 Team	1:39:20.860- 2 laps
19	M. Chilton	Marussia F1 Team	1:39:48.230- 2 laps
Fastest lap:		E. Gutierrez Sauber F1 Team	1:26.217 on lap 56 (194.370 km/h)

Not classified: J. Vergne; G. van der Garde; R. Grosjean

Promoter



**Circuit de
Barcelona**
CATALUNYA



FORMULA 1 GRAN PREMIO DE ESPAÑA PIRELLI 2014

Starting Grid					
Pos.	Driver	Team	Q1	Q2	Q3
1	L. Hamilton	Mercedes AMG Petronas F1 Team	1:27.238	1:26.210	1:25.232
2	N. Rosberg	Mercedes AMG Petronas F1 Team	1:26.764	1:26.088	1:25.400
3	D. Ricciardo	Infiniti Red Bull Racing	1:28.053	1:26.613	1:26.285
4	V. Bottas	Williams Martini Racing	1:28.198	1:27.563	1:26.632
5	R. Grosjean	Lotus F1 Team	1:28.472	1:27.258	1:26.960
6	K. Raikkonen	Scuderia Ferrari	1:28.308	1:27.335	1:27.104
7	F. Alonso	Scuderia Ferrari	1:28.329	1:27.602	1:27.140
8	J. Button	McLaren Mercedes	1:28.279	1:27.570	1:27.335
9	F. Massa	Williams Martini Racing	1:28.061	1:27.016	1:27.402
10	S. Vettel	Infiniti Red Bull Racing	1:27.958	1:27.052	DNF
11	N. Hulkenberg	Sahara Force India F1 Team	1:28.155	1:27.685	-
12	S. Perez	Sahara Force India F1 Team	1:28.469	1:28.002	-
13	D. Kvyat	Scuderia Toro Rosso	1:28.074	1:28.039	-
14	E. Gutierrez	Sauber F1 Team	1:28.374	1:28.280	-
15	K. Magnussen	McLaren Mercedes	1:28.389	DNF	-
16	J. Vergne	Scuderia Toro Rosso	1:28.194	-	-
17	A. Sutil	Sauber F1 Team	1:28.563	-	-
18	M. Chilton	Marussia F1 Team	1:29.586	-	-
19	J. Bianchi	Marussia F1 Team	1:30.177	-	-
20	M. Ericsson	Caterham F1 Team	1:30.312	-	-
21	K. Kobayashi	Caterham F1 Team	1:30.375	-	-
22	P. Maldonado	Lotus F1 Team	DNF	-	-

Race Classification			
Pos.	Driver	Team	Time
1	L. Hamilton	Mercedes AMG Petronas F1 Team	1:41:05.155
2	N. Rosberg	Mercedes AMG Petronas F1 Team	1:41:05.791
3	D. Ricciardo	Infiniti Red Bull Racing	1:41:54.169
4	S. Vettel	Infiniti Red Bull Racing	1:42:21.857
5	V. Bottas	Williams Martini Racing	1:42:24.448
6	F. Alonso	Scuderia Ferrari	1:42:32.898
7	K. Raikkonen	Scuderia Ferrari	1:41:08.447- 1 lap
8	R. Grosjean	Lotus F1 Team	1:41:21.479- 1 lap
9	S. Perez	Sahara Force India F1 Team	1:41:22.577- 1 lap
10	N. Hulkenberg	Sahara Force India F1 Team	1:41:32.981- 1 lap
11	J. Button	McLaren Mercedes	1:41:37.467- 1 lap
12	K. Magnussen	McLaren Mercedes	1:41:38.124- 1 lap
13	F. Massa	Williams Martini Racing	1:41:38.705- 1 lap
14	D. Kvyat	Scuderia Toro Rosso	1:41:46.961- 1 lap
15	P. Maldonado	Lotus F1 Team	1:41:55.021- 1 lap
16	E. Gutierrez	Sauber F1 Team	1:42:15.363- 1 lap
17	A. Sutil	Sauber F1 Team	1:42:18.487- 1 lap
18	J. Bianchi	Marussia F1 Team	1:41:29.297- 2 laps
19	M. Chilton	Marussia F1 Team	1:42:09.988- 2 laps
20	M. Ericsson	Caterham F1 Team	1:42:30.846- 2 laps
Fastest lap:		S. Vettel	Red Bull Racing 1:28.918 on lap 55 (188.465 km/h)

Not classified: K. Kobayashi; J. Vergne

Promoter



**Circuit de
Barcelona**
CATALUNYA



FORMULA 1 GRAN PREMIO DE ESPAÑA PIRELLI 2015

Starting Grid					
Pos.	Driver	Team	Q1	Q2	Q3
1	N. Rosberg	Mercedes AMG Petronas F1 Team	1:26.490	1:25.166	1:24.681
2	L. Hamilton	Mercedes AMG Petronas F1 Team	1:26.382	1:25.740	1:24.948
3	S. Vettel	Scuderia Ferrari	1:27.534	1:26.167	1:25.458
4	V. Bottas	Williams Martini Racing	1:27.262	1:26.197	1:25.694
5	C. Sainz	Scuderia Toro Rosso	1:26.773	1:26.475	1:26.136
6	M. Verstappen	Williams Martini Racing	1:27.393	1:26.441	1:26.249
7	K. Räikkönen	Infiniti Red Bull Racing	1:26.637	1:26.016	1:26.414
8	D. Kvyat	Lotus F1 Team	1:27.833	1:26.889	1:26.629
9	F. Massa	Williams Martini Racing	1:27.165	1:26.147	1:26.757
10	D. Ricciardo	Infiniti Red Bull Racing	1:27.611	1:26.692	1:26.770
11	R. Grosjean	Lotus F1 Team	1:27.383	1:27.375	-
12	P. Maldonado	Lotus F1 Team	1:27.281	1:27.450	-
13	F. Alonso	McLaren Honda	1:27.941	1:27.760	-
14	J. Button	McLaren Honda	1:27.813	1:27.854	-
15	F. Nasr	Sauber F1 Team	1:27.625	1:28.005	-
16	M. Ericsson	Sauber F1 Team	1:28.112	-	-
17	N. Hulkenberg	Sahara Force India F1 Team	1:28.365	-	-
18	S. Perez	Sahara Force India F1 Team	1:28.442	-	-
19	W. Stevens	Manor Marussia F1 Team	1:31.200	-	-
20	R. Merhi	Manor Marussia F1 Team	1:32.038	-	-

Race Classification			
Pos.	Driver	Team	Time
1	N. Rosberg	Mercedes AMG Petronas F1 Team	1:41:12.555
2	L. Hamilton	Mercedes AMG Petronas F1 Team	1:41:30.106
3	S. Vettel	Scuderia Ferrari	1:41:57.897
4	V. Bottas	Williams Martini Racing	1:42:11.772
5	K. Räikkönen	Scuderia Ferrari	1:42:12.557
6	F. Massa	Williams Martini Racing	1:42:33.869
7	D. Ricciardo	Infiniti Red Bull Racing	1:41:40.894
8	R. Grosjean	Lotus F1 Team	1:42:10.553
9	C. Sainz	Scuderia Toro Rosso	1:42:16.264
10	D. Kvyat	Infiniti Red Bull Racing	1:42:17.749
11	M. Verstappen	Scuderia Toro Rosso	1:42:18.843
12	F. Nasr	Sauber F1 Team	1:42:31.003
13	S. Perez	Sahara Force India F1 Team	1:42:39.931
14	M. Ericsson	Sauber F1 Team	1:42:40.584
15	N. Hulkenberg	Sahara Force India F1 Team	1:42:41.185
16	J. Button	McLaren Honda	1:42:41.938
17	W. Stevens	Manor Marussia F1 Team	1:42:35.245
18	R. Merhi	Manor Marussia F1 Team	1:41:39.198

Fastest lap: L. Hamilton Mercedes AMG Petronas F1 Team 1:28.270 on lap 54 (188.465 km/h)

Not classified: P. Maldonado; F. Alonso

Promoter



**Circuit de
Barcelona**
CATALUNYA



FORMULA 1 GRAN PREMIO DE ESPAÑA PIRELLI 2016

Starting Grid					
Pos.	Driver	Team	Q1	Q2	Q3
1	L. Hamilton	Mercedes AMG Petronas F1 Team	1:23.002	1:22.159	1:22.000
2	N. Rosberg	Mercedes AMG Petronas F1 Team	1:23.214	1:22.759	1:22.280
3	D. Ricciardo	Infiniti Red Bull Racing	1:23.796	1:23.585	1:22.680
4	M. Verstappen	Infiniti Red Bull Racing	1:23.578	1:23.178	1:23.087
5	K. Räikkönen	Scuderia Ferrari	1:23.796	1:23.504	1:23.113
6	S. Vettel	Scuderia Ferrari	1:24.124	1:23.688	1:23.334
7	V. Bottas	Williams Martini Racing	1:24.251	1:24.023	1:23.522
8	C. Sainz	Scuderia Toro Rosso	1:24.496	1:24.077	1:23.643
9	S. Pérez	Sahara Force India F1 Team	1:24.698	1:24.003	1:23.782
10	F. Alonso	McLaren Honda	1:24.578	1:24.192	1:23.981
11	N. Hulkenberg	Sahara Force India F1 Team	1:24.463	1:24.203	-
12	J. Button	McLaren Honda	1:24.583	1:24.348	-
13	D. Kvyat	Scuderia Toro Rosso	1:24.696	1:24.445	-
14	R. Grosjean	Haas F1 Team	1:24.716	1:24.480	-
15	K. Magnussen	Renault F1 Team	1:24.669	1:24.625	-
16	E. Gutiérrez	Haas F1 Team	1:24.406	1:24.778	-
17	J. Palmer	Renault F1 Team	1:24.903	-	-
18	F. Massa	Williams Martini Racing	1:24.941	-	-
19	M. Ericsson	Sauber F1 Team	1:25.202	-	-
20	F. Nasr	Sauber F1 Team	1:25.579	-	-
21	P. Wehrlein	Manor Racing	1:25.745	-	-
22	R. Haryanto	Manor Racing	1:25.939	-	-

Race Classification			
Pos.	Driver	Team	Time
1	M. Verstappen	Infiniti Red Bull Racing	1:41:40.017
2	K. Räikkönen	Scuderia Ferrari	1:41:40.633
3	S. Vettel	Scuderia Ferrari	1:41:45.598
4	D. Ricciardo	Infiniti Red Bull Racing	1:42:23.967
5	V. Bottas	Williams Martini Racing	1:42:25.288
6	C. Sainz	Scuderia Toro Rosso	1:42:41.412
7	S. Pérez	Sahara Force India F1 Team	1:42:59.555
8	F. Massa	Williams Martini Racing	1:43:00.724
9	J. Button	McLaren Honda	1:41:42.447
10	D. Kvyat	Scuderia Toro Rosso	1:41:45.762
11	E. Gutiérrez	Haas F1 Team	1:41:53.405
12	M. Ericsson	Sauber F1 Team	1:42:21.247
13	J. Palmer	Renault F1 Team	1:42:26.844
14	F. Nasr	Sauber F1 Team	1:42:30.164
15	K. Magnussen	Renault F1 Team	1:42:39.630
16	P. Wehrlein	Manor Racing	1:42:54.927
17	R. Haryanto	Manor Racing	1:43:09.675
Fastest lap:		D. Kvyat Scuderia Toro Rosso	1:26.948 on lap 53 (192.735 km/h)

Not classified: R. Grosjean; F. Alonso; N. Hülkenberg; L. Hamilton; N. Rosberg

Promoter



**Circuit de
Barcelona**
CATALUNYA



FORMULA 1 GRAN PREMIO DE ESPAÑA PIRELLI 2017

Starting Grid					
Pos.	Driver	Team	Q1	Q2	Q3
1	L. Hamilton	Mercedes AMG Petronas F1 Team	1:20.551	1:20.210	1:19.149
2	S. Vettel	Scuderia Ferrari	1:20.939	1:20.295	1:19.200
3	V. Bottas	Williams Martini Racing	1:20.991	1:20.300	1:19.373
4	K. Räikkönen	Scuderia Ferrari	1:20.742	1:20.621	1:19.439
5	M. Verstappen	Red Bull Racing	1:21.430	1:20.722	1:19.706
6	D. Ricciardo	Red Bull Racing	1:21.704	1:20.855	1:20.175
7	F. Alonso	McLaren Honda	1:22.015	1:21.251	1:21.048
8	S. Pérez	Sahara Force India F1 Team	1:21.998	1:21.239	1:21.070
9	F. Massa	Williams Martini Racing	1:22.138	1:21.222	1:21.232
10	E. Ocon	Sahara Force India F1 Team	1:21.901	1:21.148	1:21.272
11	K. Magnussen	Haas F1 Team	1:21.945	1:21.329	-
12	C. Sainz	Scuderia Toro Rosso	1:21.941	1:21.371	-
13	N. Hulkenberg	Renault Sport F1 Team	1:22.091	1:21.397	-
14	R. Grosjean	Haas F1 Team	1:21.822	1:21.517	-
15	P. Wehrlein	Sauber F1 Team	1:22.327	1:21.803	-
16	M. Ericsson	Sauber F1 Team	1:22.332	-	-
17	J. Palmer	Renault Sport F1 Team	1:22.401	-	-
18	L. Stroll	Williams Martini Racing	1:22.411	-	-
19	S. Vandoorne	McLaren Honda	1:22.532	-	-
20	D. Kvyat	Scuderia Toro Rosso	1:22.746	-	-

Race Classification			
Pos.	Driver	Team	Time
1	L. Hamilton	Mercedes AMG Petronas F1 Team	1:35:56.497
2	S. Vettel	Scuderia Ferrari	1:35:59.987
3	D. Ricciardo	Red Bull Racing	1:37:12.317
4	S. Perez	Sahara Force India F1 Team	1:36:25.760
5	E. Ocon	Sahara Force India F1 Team	1:36:37.102
6	N. Hulkenberg	Renault Sport F1 Team	1:37:00.685
7	C. Sainz	Scuderia Toro Rosso	1:37:06.506
8	P. Wehrlein	Sauber F1 Team	1:37:10.366
9	D. Kvyat	Scuderia Toro Rosso	1:37:19.845
10	R. Grosjean	Haas F1 Team	1:37:22.513
11	M. Ericsson	Sauber F1 Team	1:36:05.401
12	F. Alonso	McLaren Honda	1:36:16.847
13	F. Massa	Williams Martini Racing	1:36:22.327
14	K. Magnussen	Haas F1 Team	1:36:27.995
15	J. Palmer	Renault Sport F1 Team	1:36:29.251
16	L. Stroll	Williams Martini Racing	1:36:33.918

Fastest lap: L. Hamilton Mercedes AMG Petronas F1 Team 1:23.593 on lap 64 (200.471 km/h)

Not classified: V. Bottas; S. Vandoorne; M. Verstappen; K. Räikkönen

Promoter



**Circuit de
Barcelona**
CATALUNYA



FORMULA 1 GRAN PREMIO DE ESPAÑA EMIRATES 2018

Starting Grid					
Pos.	Driver	Team	Q1	Q2	Q3
1	L. Hamilton	Mercedes AMG Petronas F1 Team	1:17.633	1:17.166	1:16.173
2	V. Bottas	Mercedes AMG Petronas F1 Team	1:17.674	1:17.111	1:16.213
3	S. Vettel	Scuderia Ferrari	1:17.483	1:16.802	1:16.305
4	K. Räikkönen	Scuderia Ferrari	1:17.483	1:17.071	1:16.612
5	M. Verstappen	Aston Martin Red Bull Racing	1:17.411	1:17.266	1:16.816
6	D. Ricciardo	Aston Martin Red Bull Racing	1:17.623	1:17.638	1:16.818
7	K. Magnussen	Haas F1 Team	1:18.169	1:17.618	1:17.676
8	F. Alonso	McLaren F1 Team	1:18.276	1:18.100	1:17.721
9	C. Sainz	Renault Sport Formula One Team	1:18.480	1:17.803	1:17.790
10	R. Grosjean	Haas F1 Team	1:18.305	1:17.699	1:17.835
11	S. Vandoorne	McLaren F1 Team	1:18.885	1:18.323	-
12	P. Gasly	Red Bull Toro Rosso Honda	1:18.550	1:18.463	-
13	E. Ocon	Sahara Force India F1 Team	1:18.813	1:18.696	-
14	C. Leclerc	Alfa Romeo Sauber F1 Team	1:18.661	1:18.910	-
15	S. Perez	Sahara Force India F1 Team	1:18.740	1:19.098	-
16	N. Hulkenberg	Renault Sport Formula One Team	1:18.923	-	-
17	M. Ericsson	Alfa Romeo Sauber F1 Team	1:19.493	-	-
18	S. Sirotkin	Williams Martini Racing	1:19.695	-	-
19	L. Stroll	Williams Martini Racing	1:20.225	-	-

Race Classification			
Pos.	Driver	Team	Time
1	L. Hamilton	Mercedes AMG Petronas Motorsport	1:35:29.972
2	V. Bottas	Mercedes AMG Petronas Motorsport	1:35:50.565
3	M. Verstappen	Aston Martin Red Bull Racing	1:35:56.845
4	S. Vettel	Scuderia Ferrari	1:35:57.556
5	D. Ricciardo	Aston Martin Red Bull Racing	1:36:20.030
6	K. Magnussen	Haas F1 Team	1:35:48.205
7	C. Sainz	Renault Sport Formula One Team	1:36:24.940
8	F. Alonso	McLaren F1 Team	1:36:28.028
9	S. Perez	Sahara Force India F1 Team	1:35:30.601
10	C. Leclerc	Alfa Romeo Sauber F1 Team	1:35:36.153
11	L. Stroll	Williams Martini Racing	1:35:40.965
12	B. Hartley	Red Bull Toro Rosso Honda	1:35:49.920
13	M. Ericsson	Alfa Romeo Sauber F1 Team	1:35:53.903
14	S. Sirotkin	Williams Martini Racing	1:35:37.411
15	S. Vandoorne	McLaren F1 Team	1:09:35.469
16	E. Ocon	Sahara Force India F1 Team	0:58:49.632
17	K. Räikkönen	Scuderia Ferrari	0:40:10.169

Fastest lap: D. Ricciardo Mercedes AMG Petronas Motorsport 1:18.441 on lap 61 (213.638 km/h)

Not classified: Romain Grosjean, Pierre Gasly and Nico Hulkenberg

Promoter



**Circuit de
Barcelona**
CATALUNYA



FORMULA 1 EMIRATES GRAN PREMIO DE ESPAÑA 2019

Starting Grid					
Pos.	Driver	Team	Q1	Q2	Q3
1	V. Bottas	Mercedes	1:16.979	1:15.924	1:15.406
2	L. Hamilton	Mercedes	1:17.292	1:16.038	1:16.040
3	S. Vettel	Ferrari	1:17.425	1:16.667	1:16.272
4	M. Verstappen	Red Bull Racing Honda	1:17.244	1:16.726	1:16.357
5	C. Leclerc	Ferrari	1:17.388	1:16.714	1:16.588
6	P. Gasly	Red Bull Racing Honda	1:17.862	1:16.932	1:16.708
7	R. Grosjean	Haas Ferrari	1:18.042	1:17.066	1:16.911
8	K. Magnussen	Haas Ferrari	1:17.669	1:17.272	1:16.922
9	D. Kvyat	Scuderia Toro Rosso Honda	1:17.914	1:17.243	1:17.573
10	D. Ricciardo	Renault	1:18.385	1:17.299	1:18.106
11	L. Norris	McLaren Renault	1:17.611	1:17.338	-
12	A. Albon	Scuderia Toro Rosso Honda	1:17.796	1:17.445	-
13	C. Sainz	McLaren Renault	1:17.760	1:17.599	-
14	K. Räikkönen	Alfa Romeo Racing Ferrari	1:18.132	1:17.788	-
15	S. Perez	Racing Point BWT Mercedes	1:18.286	1:17.886	-
16	N. Hulkenberg	Renault	1:18.404	-	-
17	L. Stroll	Racing Point BWT Mercedes	1:18.471	-	-
18	A. Giovinazzi	Alfa Romeo Racing Ferrari	1:18.664	-	-
19	G. Russell	Williams Mercedes	1:19.072	-	-
20	R. Kubica	Williams Mercedes	1:20.254	-	-

Race Classification			
Pos.	Driver	Team	Time
1	L. Hamilton	Mercedes	1:35:50.443
2	V. Bottas	Mercedes	1:35:54.517
3	M. Verstappen	Red Bull Racing Honda	1:35:58.122
4	S. Vettel	Ferrari	1:35:59.610
5	C. Leclerc	Ferrari	1:36:03.804
6	P. Gasly	Red Bull Racing Honda	1:36:10.019
7	K. Magnussen	Ferrari	1:36:18.602
8	C. Sainz	McLaren Renault	1:36:22.785
9	D. Kvyat	Scuderia Toro Rosso Honda	1:36:23.499
10	R. Grosjean	Haas Ferrari	1:36:25.084
11	A. Albon	Scuderia Toro Rosso Honda	1:36:25.888
12	D. Ricciardo	Renault	1:36:27.201
13	N. Hulkenberg	Renault	1:36:29.684
14	K. Räikkönen	Alfa Romeo Racing Ferrari	1:36:32.246
15	S. Pérez	Racing Point BWT Mercedes	1:36:37.320
16	A. Giovinazzi	Alfa Romeo Racing Ferrari	1:36:38.134
17	G. Russell	Scuderia Ferrari	1:36:50.228
18	R. Kubica	Williams Mercedes	1:36:57.514
Fastest lap:		L. Hamilton Mercedes	1:18.492 on lap 54 (213.499 km/h)
Not classified: Lance Stroll and Lando Norris			

Promoter



**Circuit de
Barcelona**
CATALUNYA



FORMULA 1 ARAMCO GRAN PREMIO DE ESPAÑA 2020

Starting Grid					
Pos.	Driver	Team	Q1	Q2	Q3
1	L. Hamilton	Mercedes	1:16.872	1:16.013	1:15.584
2	V. Bottas	Mercedes	1:17.243	1:16.152	1:15.643
3	M. Verstappen	Red Bull Racing Honda	1:17.213	1:16.518	1:16.292
4	S. Perez	Racing Point BWT Mercedes	1:17.117	1:16.936	1:16.482
5	L. Stroll	Racing Point BWT Mercedes	1:17.316	1:16.666	1:16.589
6	A. Albon	Red Bull Racing Honda	1:17.419	1:17.163	1:17.029
7	C. Sainz	McLaren Renault	1:17.438	1:16.876	1:17.044
8	L. Norris	McLaren Renault	1:17.577	1:17.166	1:17.084
9	C. Leclerc	Ferrari	1:17.256	1:16.953	1:17.087
10	P. Gasly	Alphatauri Honda	1:17.356	1:16.800	1:17.136
11	S. Vettel	Ferrari	1:17.573	1:17.168	-
12	D. Kvyat	Alphatauri Honda	1:17.676	1:17.192	-
13	D. Ricciardo	Renault	1:17.667	1:17.198	-
14	K. Räikkönen	Alfa Romeo Racing Ferrari	1:17.797	1:17.386	-
15	E. Ocon	Renault	1:17.765	1:17.567	-
16	K. Magnussen	Haas Ferrari	1:17.908	-	-
17	R. Grosjean	Haas Ferrari	1:18.089	-	-
18	G. Russell	Williams Mercedes	1:18.099	-	-
19	N. Latifi	Williams Mercedes	1:18.532	-	-
20	A. Giovinazzi	Alfa Romeo Racing Ferrari	1:18.697	-	-

Race Classification			
Pos.	Driver	Team	Time
1	L. Hamilton	Mercedes	1:31:45.279
2	M. Verstappen	Red Bull Racing Honda	1:32:09.456
3	V. Bottas	Mercedes	1:32:30.031
4	L. Stroll	Racing Point BWT Mercedes	1:32:06.724
5	S. Perez	Racing Point BWT Mercedes	1:32:09.464
6	C. Sainz	McLaren Renault	1:32:11.045
7	S. Vettel	Ferrari	1:32:23.813
8	A. Albon	Red Bull Racing Honda	1:32:25.008
9	P. Gasly	Alphatauri Honda	1:32:25.597
10	L. Norris	McLaren Renault	1:32:26.154
11	D. Ricciardo	Renault	1:32:27.145
12	D. Kvyat	Alphatauri Honda	1:32:32.998
13	E. Ocon	Renault	1:32:41.207
14	K. Räikkönen	Alfa Romeo Racing Ferrari	1:32:46.682
15	K. Magnussen	Haas Ferrari	1:32:54.370
16	A. Giovinazzi	Alfa Romeo Racing Ferrari	1:32:55.069
17	G. Russell	Williams Mercedes	1:33:04.656
18	N. Latifi	Williams Mercedes	1:31:47.297
19	R. Grosjean	Haas Ferrari	1:32:14.948
Fastest lap:		V. Bottas Mercedes	1:18.183 on lap 66 (214.343 km/h)
Not classified: Charles Leclerc			

Promoter



**Circuit de
Barcelona**
CATALUNYA



FORMULA 1 ARAMCO GRAN PREMIO DE ESPAÑA 2021

Starting Grid					
Pos.	Driver	Team	Q1	Q2	Q3
1	L. Hamilton	Mercedes	1:18.245	1:17.166	1:16.741
2	M. Verstappen	Red Bull Racing Honda	1:18.090	1:16.922	1:16.777
3	V. Bottas	Mercedes	1:18.005	1:17.142	1:16.873
4	C. Leclerc	Scuderia Ferrari	1:18.041	1:17.717	1:17.510
5	E. Ocon	Alpine F1 Team	1:18.281	1:17.743	1:17.580
6	C. Sainz	Scuderia Ferrari	1:18.205	1:17.656	1:17.620
7	D. Ricciardo	McLaren F1 Team	1:18.264	1:17.719	1:17.622
8	S. Pérez	Red Bull Racing Honda	1:18.203	1:17.669	1:17.701
9	L. Norris	McLaren F1 Team	1:18.821	1:17.696	1:18.010
10	F. Alonso	Alpine F1 Team	1:18.281	1:17.966	1:18.147
11	L. Stroll	Aston Martin F1 Team	1:18.241	1:17.974	-
12	P. Gasly	Scuderia AlphaTauri Honda	1:18.190	1:17.982	-
13	S. Vettel	Aston Martin F1 Team	1:18.289	1:18.079	-
14	A. Giovinazzi	Alfa Romeo Racing	1:18.549	1:18.356	-
15	G. Russell	Williams Racing	1:18.445	1:19.154	-
16	Y. Tsunoda	Scuderia AlphaTauri Honda	1:18.556	-	-
17	K. Raikkonen	Alfa Romeo Racing	1:18.917	-	-
18	M. Schumacher	Haas F1 Team	1:19.117	-	-
19	N. Latifi	Williams Racing	1:19.219	-	-
20	N. Mazepin	Haas F1 Team	1:19.807	-	-

Race Classification			
Pos.	Driver	Team	Time
1	L. Hamilton	Mercedes	1:33:07.680
2	M. Verstappen	Red Bull Racing Honda	1:33:23.521
3	V. Bottas	Mercedes	1:33:34.290
4	C. Leclerc	Scuderia Ferrari	1:34:02.296
5	S. Perez	Red Bull Racing Honda	1:34:11.351
6	D. Ricciardo	McLaren F1 Team	1:34:21.448
7	C. Sainz	Scuderia Ferrari	1:34:22.350
8	L. Norris	McLaren F1 Team	1:33:32.265
9	E. Ocon	Alpine F1 Team	1:33:46.241
10	P. Gasly	Scuderia AlphaTauri Honda	1:33:46.431
11	L. Stroll	Aston Martin F1 Team	1:33:51.667
12	K. Räikkönen	Alfa Romeo Racing	1:33:52.826
13	S. Vettel	Aston Martin F1 Team	1:33:57.046
14	G. Russell	Williams Racing	1:34:06.452
15	A. Giovinazzi	Alfa Romeo Racing	1:34:08.166
16	N. Latifi	Williams Racing	1:34:17.872
17	F. Alonso	Alpine F1 Team	1:34:18.194
18	M. Schumacher	Haas F1 Team	1:33:11.392
19	N. Mazepin	Haas F1 Team	1:34:01.254
Fastest lap:		M.Verstappen Red Bull Racing Honda	1:18.149 on lap 62 (215.357 km/h)

Promoter



**Circuit de
Barcelona**
CATALUNYA



FORMULA 1 ARAMCO GRAN PREMIO DE ESPAÑA 2022

Starting Grid					
Pos.	Driver	Team	Q1	Q2	Q3
1	C. Leclerc	Scuderia Ferrari	1:19.861	1:19.969	1:18.750
2	M. Verstappen	Oracle Red Bull Racing	1:20.091	1:19.219	1:19.073
3	C. Sainz	Scuderia Ferrari	1:19.892	1:19.453	1:19.166
4	G. Russell	Mercedes-AMG Petronas F1 Team	1:20.218	1:19.470	1:19.393
5	S. Pérez	Oracle Red Bull Racing	1:20.447	1:19.830	1:19.420
6	L. Hamilton	Mercedes-AMG Petronas F1 Team	1:20.252	1:19.794	1:19.512
7	V. Bottas	Alfa Romeo F1 Team Orlen	1:20.355	1:20.053	1:19.608
8	K. Magnussen	Haas F1 Team	1:20.227	1:19.810	1:19.682
9	D. Ricciardo	McLaren F1 Team	1:20.549	1:20.287	1:20.297
10	M. Schumacher	Haas F1 Team	1:20.683	1:20.436	1:20.368
11	L. Norris	McLaren F1 Team	1:20.838	1:20.471	-
12	E. Ocon	BTW Alpine F1 Team	1:20.880	1:20.638	-
13	Y. Tsunoda	Scuderia AlphaTauri	1:20.707	1:20.639	-
14	P. Gasly	Scuderia AlphaTauri	1:20.719	1:20.861	-
15	G. Zhou	Alfa Romeo F1 Team Orlen	1:20.476	1:21.094	-
16	S. Vettel	Aston Martin Aramco Cognizant F1	1:20.954	-	-
17	F. Alonso	BTW Alpine F1 Team	1:21.043	-	-
18	L. Stroll	Aston Martin Aramco Cognizant F1	1:21.418	-	-
19	A. Albon	Williams Racing	1:21.645	-	-
20	N. Latifi	Williams Racing	1:21.915	-	-

Race Classification			
Pos.	Driver	Team	Time
1	M. Verstappen	Oracle Red Bull Racing	1:37:20.475
2	S. Pérez	Oracle Red Bull Racing	1:37:33.547
3	G. Russell	Mercedes-AMG Petronas F1 Team	1:37:53.402
4	C. Sainz	Scuderia Ferrari	1:38:05.638
5	L. Hamilton	Mercedes-AMG Petronas F1 Team	1:38:15.009
6	V. Bottas	Alfa Romeo F1 Team Orlen	1:38:20.451
7	E. Ocon	BTW Alpine F1 Team	1:38:35.872
8	L. Norris	McLaren F1 Team	1:38:43.710
9	F. Alonso	BTW Alpine F1 Team	1:37:27.322
10	Y. Tsunoda	Scuderia AlphaTauri	1:37:31.120
11	S. Vettel	Aston Martin Aramco Cognizant F1 Team	1:37:47.098
12	D. Ricciardo	McLaren F1 Team	1:38:00.152
13	P. Gasly	Aston Martin Aramco Cognizant F1 Team	1:38:01.422
14	M. Schumacher	Haas F1 Team	1:38:03.918
15	L. Stroll	Aston Martin Aramco Cognizant F1 Team	1:38:22.806
16	N. Latifi	Williams Racing	1:37:24.931
17	K. Magnussen	Haas F1 Team	1:37:33.131
18	A. Albon	Williams Racing	1:38:15.803
Fastest lap:		S. Pérez Oracle Red Bull Racing	1:24.108 on lap 55

Promoter



**Circuit de
Barcelona**
CATALUNYA



2023 CIRCUIT DE BARCELONA-CATALUNYA RACE CALENDAR

2023
SPORTS CALENDAR

APRIL	European Le Mans Series (21-23 April)
MAY	Prosecco DOC Catalunya WorldSBK (5-7 May) 6H Barcelona - Espiritu de Montjuïc (20 & 21 May)
JUNE	FORMULA 1 AWS GRAN PREMIO DE ESPAÑA 2023 (2-4 June) Campeonatos de Catalunya de Motociclismo & Copa de España de Velocidad (17 & 18 June)
JULY	24 Horas de Catalunya de Motociclismo (30 June - 2 July) Mussara 24 Hores BiCircuit (8 & 9 July) Finetwork FIM JuniorGP™ (15 & 16 July)
SEPTEMBER	Gran Premi Monster Energy de Catalunya de MotoGP™ (1-3 September) 24 Horas de Barcelona de Automovilismo - Trofeo Fermí Véllez (15-17 September)
OCTOBER	Festival de la Velocidad de Barcelona - Fanatec GT World Challenge Europe powered by AWS (29 September - 1 October) e-Mobility Experience (7 & 8 October) International GT Open (21 & 22 October)
NOVEMBER	NAPA Racing Weekend (11 & 12 November) Campeonato de España de Superbike (18 & 19 November)
DECEMBER	Campeonato de España de Resistencia GT-CER & Campeonatos de Catalunya de Automovilismo (1 & 2 December) RallySprint RACC Circuit de Barcelona-Catalunya (16 & 17 December)

* Subject to changes

Promoter



Circuit de Barcelona
 CATALUNYA



Formula 1
AWS Gran Premio de España 2023
Barcelona 02-04 June

Official Formula 1® Media Kit

2023 FIA FORMULA 1 WORLD CHAMPIONSHIP™

Promoter



**Circuit de
Barcelona**
CATALUNYA



2023 FORMULA 1 CHAMPIONSHIP CALENDAR

	Race	Venue	Date
1	Formula 1 Gulf Air Bahrain Grand Prix 2023	Bahrain International Circuit, Bahrain	March 3-5
2	Formula 1 STC Saudi Arabian Grand Prix 2023	Jeddah Street Circuit, Saudi Arabia	March 17-19
3	Formula 1 Rolex Australian Grand Prix 2023	Albert Park Circuit, Australia	March 31-April 2
4	Formula 1 Azerbaijan Grand Prix 2023	Baku City Circuit, Azerbaijan	April 28-30
5	Formula 1 Cypto.com Miami Grand Prix 2023	Miami International Autodrome, USA	May 5-7
6	Formula 1 Grand Prix De Monaco 2023	Circuit de Monaco, Monaco	May 26-28
7	Formula 1 AWS Gran Premio de España 2023	Circuit de Barcelona-Catalunya, Spain	June 2-4
8	Formula 1 Grand Prix Du Canada 2023	Circuit Gilles-Villeneuve, Canada	June 16-18
9	Formula 1 Grosser Preis Von Österreich 2023	Red Bull Ring, Austria	June 30 – July 2
10	Formula 1 Aramco British Grand Prix 2023	Silverstone Circuit, UK	July 7-9
11	Formula 1 Qatar Airways Hungarian GP 2023	Hungaroring, Hungary	July 21-23
12	Formula 1 MSC Cruises Belgian GP 2023	Circuit de Spa-Francochamps, Belgium	July 28-30

Promoter



**Circuit de
Barcelona**
CATALUNYA



13	Formula 1 Heineken Dutch Grand Prix 2023	Circuit Zandvoort, Netherlands	August 25-27
14	Formula 1 Pirelli Gran Premio d'Italia 2023	Autodromo Nazionale Monza, Italy	September 1-3
15	Formula 1 Singapore Airlines Grand Prix 2023	Marina Bay Street Circuit, Singapore	September 15-17
16	Formula 1 Lenovo Japanese Grand Prix 2023	Suzuka Int.l Racing Course, Japan	September 22-24
17	Formula 1 Qatar Airways Qatar GP 2023	Lusail International Circuit	October 6-8
18	Formula 1 Aramco United States Grand Prix 2023	Circuit of the Americas, USA	October 20-22
19	Formula 1 Gran Premio de la Ciudad de México 2023	Autódromo Hermanos Rodríguez, México	October 27-29
20	Formula 1 Heineken Grande Premio de Sao Paulo 2023	Autódromo José Carlos Pace, Brazil	November 3-5
21	Formula 1 Heineken Silver Las Vegas GP 2023	Las Vegas Street Circuit, USA	November 16-18
22	Formula 1 Etihad Airways Abu Dhabi Grand Prix 2023	Yas Marina Circuit, Abu Dhabi	November 24-26

Promoter



**Circuit de
Barcelona**
CATALUNYA



ENTRY LIST

No	Driver	Nat	Team
1	Max Verstappen	NDL	Oracle Red Bull Racing
11	Sergio Pérez	MEX	Oracle Red Bull Racing
16	Charles Leclerc	MCO	Scuderia Ferrari
55	Carlos Sainz	ESP	Scuderia Ferrari
63	George Russell	GBR	Mercedes-AMG Petronas F1 Team
44	Lewis Hamilton	GBR	Mercedes-AMG Petronas F1 Team
31	Esteban Ocon	FRA	BTW Alpine F1 Team
10	Pierre Gasly	FRA	BTW Alpine F1 Team
81	Oscar Piastri	AUS	McLaren F1 Team
4	Lando Norris	GBR	McLaren F1 Team
77	Valtteri Bottas	FIN	Alfa Romeo F1 Team Stake
24	Zhou Guanyu	CHN	Alfa Romeo F1 Team Stake
18	Lance Stroll	CAN	Aston Martin Aramco Cognizant F1
14	Fernando Alonso	ESP	Aston Martin Aramco Cognizant F1
20	Kevin Magnussen	DNK	MoneyGram Haas F1 Team
27	Nico Hulkenberg	GER	MoneyGram Haas F1 Team
21	Nyck de Vries	NDL	Scuderia Alpha Tauri
22	Yuki Tsunoda	JPN	Scuderia Alpha Tauri
23	Alexander Albon	THA	Williams Racing
2	Logan Sargeant	USA	Williams Racing

Promoter



**Circuit de
Barcelona**
CATALUNYA



DRIVERS' STANDINGS

DRIVER	TOTAL	 BHR	 SAU	 AUS	 AZE	 USA	 ITA	 MCO
1 M. VERSTAPPEN	144	25 1	19 2F	25 1	24 2	26 1F		25 1
2 S. PEREZ	105	18 2	25 1	11 5F	33 1	18 2		16
3 F. ALONSO	93	15 3	15 3	15 3	15 4	15 3		18 2
4 L. HAMILTON	69	10 5	10 5	18 2	10 6	8 6		13 4F
5 G. RUSSELL	50	6 7	12 4	NC	10 8F	12 4		10 5
6 C. SAINZ	48	12 4	8 6	12	14 5	10 5		4 8
7 C. LECLERC	42		6 7	NC	22 3	6 7		8 6
8 L. STROLL	27	8 6	NC	12 4	7 7	12		NC
9 E. OCON	21		4 8	14	15	2 9		15 3
10 P. GASLY	14	2 9	2 9	13	14	4 8		6 7
11 L. NORRIS	12	17	17	8 6	2 9	17		2 9
12 N. HULKENBERG	6	15	12	6 7	17	15		17
13 O. PIASTRI	5		15	4 8	11	19		1 10
14 V. BOTTAS	4	4 8	18	11	18	13		11
15 G. ZHOU	2	16	13	2 9	NC	16		13
16 Y. TSUNODA	2	11	11	1 10	1 10	11		15
17 K. MAGNUSSEN	2	13	1 10	17	13	1 10		19
18 A. ALBON	1	1 10	NC	NC	12	14		14
19 N. DE VRIES	0	14	14	15	NC	18		12
20 L. SARGEANT	0	12	16	16	16	20		18

Promoter



**Circuit de
 Barcelona**
 CATALUNYA



CONSTRUCTORS' STANDINGS

1	Oracle Red Bull Racing	249	43 1 2	44 1 F 2	36 1 F 5	57 1 2	44 F 1 2	25 1 16
2	Aston Martin Aramco Cognizant F1 Team	120	23 3 6	15 3 NC	27 3 4	22 4 7	15 3 12	18 2 NC
3	Mercedes AMG-PETRONAS F1 Team	119	16 5 7	22 4 5	18 2 NC	20 6 F 8	20 4 6	23 F 4 5
4	Scuderia Ferrari	90	12 4 NC	14 6 7	12 12 NC	36 3 5	16 5 7	12 6 8
5	BWT Alpine F1 Team	35	2 9 NC	6 8 9	13 13 14	14 14 15	6 8 9	21 3 7
6	McLaren F1 Team	17	17 NC	15 17	12 6 8	2 9 11	17 17 19	3 9 10
7	MoneyGram Haas F1 Team	8	13 15	1 10 12	6 7 17	13 13 17	1 10 15	17 19
8	Alfa Romeo F1 Team Stake	6	4 8 16	13 18	2 9 11	18 18 NC	13 16	11 13
9	Scuderia AlphaTauri	2	11 14	11 14	1 10 15	1 10 NC	11 18	12 15
10	Williams Racing	1	1 10 12	16 NC	16 NC	12 16	14 20	14 18

Promoter



**Circuit de
 Barcelona**
 CATALUNYA



DRIVERS AND TEAMS STATISTICS

Scuderia Ferrari



World titles	Drivers: 15 Const: 16	Race wins	242	2022 pts	554 (2 nd)
First GP	Monaco 1950	Podiums	799	2023 pts	90 (4 th)
First victory	GB 1951 (F. Gonzalez)	Poles	243	Car	Ferrari SF-23
100th victory	France 90 (Alain Prost)	Fastest laps	259	Engine	Ferrari o66/10
Races	1058	Total pts	9356	Tyres	Pirelli
16. Charles LECLERC (MCO)			55. Carlos SAINZ (ESP)		
World titles	-	Age	25	World titles	-
Races	108	First GP	Australia 2018	Races	168
Wins	5	First win	Belgium 2019	Wins	1
Podiums	25	Total pts	910	Podiums	15
Poles	19	2022 pts	308 (2 nd)	Poles	3
Fastest laps	7	2023 pts	42 (7 th)	Fastest laps	3
				2022 pts	830.50
				2023 pts	246 (5 th)
				2023 pts	48 (6 th)

Oracle Red Bull Racing



World titles	Drivers: 6 Const: 5	Race wins	98	2022 pts	759 (1 st)
First GP	Australia 2005	Podiums	244	2023 pts	249 (1 st)
First victory	China 2009 (S. Vettel)	Poles	86	Car	RB19
100th victory	-	Fastest laps	87	Engine	RBPTH001
Races	353	Total pts	6637	Tyres	Pirelli
1. Max VERSTAPPEN (NDL)			11. Sergio Pérez (MEX)		
World titles	2	Age	25	World titles	-
Races	169	First GP	Australia 2015	Races	241
Wins	39	First win	Spain 2016	Wins	6
Podiums	83	Total pts	2155.50	Podiums	30
Poles	23	2022 pts	454 (1 st)	Poles	3
Fastest laps	23	2023 pts	144 (1 st)	Fastest laps	10
				2022 pts	1306
				2023 pts	305 (3 rd)
				2023 pts	105 (2 nd)

Promoter



**Circuit de
 Barcelona**
 CATALUNYA



Mercedes-AMG Petronas F1 Team



World titles	Drivers: 9 Const: 7	Race wins	125	2022 pts	515 (3 rd)		
First GP	France 1954	Podiums	282	2023 pts	119 (3 rd)		
First victory	France 1954 (J. Fangio)	Poles	136	Car	F1 w14 E Performance		
100th victory	Mexico 2019 (L. Hamilton)	Fastest laps	102	Engine	Mercedes-AMG M14		
Races	277	Total pts	6932.50	Tyres	Pirelli		
44. Lewis HAMILTON (GBR)			63. George RUSSELL (GBR)				
World titles	7 (08/14/15/17/18/19/20)	Age	38	World titles	-	Age	25
Races	316	First GP	Australia 07	Races	88	First GP	Australia 19
Wins	103	First win	Canada 2007	Wins	1	First win	-
Podiums	192	Total pts	4474.50	Podiums	9	Total pts	344
Poles	103	2022 pts	240 (6 th)	Poles	1	2022 pts	275 (4 th)
Fastest laps	62	2023 pts	69 (4 th)	Fastest laps	6	2023 pts	50 (5 th)

Aston Martin Aramco Cognizant F1 Team



World titles	Pilotos: 0 Const: 0	Race wins	0	2022 pts	55 (7 th)		
First GP	Netherlands 1959	Podiums	6	2023 pts	120 (2 nd)		
First victory	-	Poles	0	Car	AMR23		
100th victory	-	Fastest laps	0	Engine	Mercedes-AMG M14		
Races	55	Total pts	252	Tyres	Pirelli		
14. Fernando Alonso (ESP)			18. Lance STROLL (CAN)				
World titles	2 (2005-06)	Age	41	World titles	-	Age	24
Races	362	First GP	Australia 01	Races	128	First GP	Australia 2017
Wins	32	First win	Hungary 2003	Wins	0	First win	-
Podiums	103	Total pts	2154	Podiums	3	Total pts	221
Poles	22	2022 pts	81 (9 th)	Poles	1	2022 pts	18 (15 th)
Fastest laps	23	2023 pts	93 (3 rd)	Fastest laps	0	2023 pts	27 (8 th)

Promoter



**Circuit de
 Barcelona**
 CATALUNYA



McLaren F1 Team



World titles	Drivers: 12 Const: 8	Race wins	183	2022 pts	159 (5 th)
First GP	Monaco 1966	Podiums	494	2023 pts	17 (6 th)
First victory	Belgium 1968 (B. McLaren)	Poles	156	Car	MCL60
100 th victory	Brazil 1993 (A. Senna)	Fastest laps	162	Engine	Mercedes-AMG M14
Races	930	Total pts	6006.50	Tyres	Pirelli
4. Lando NORRIS (GBR)				81. Oscar Piastri (AUS)	
World titles	-	Age	23	World titles	-
Races	88	First GP	Australia 2019	Races	6
Wins	0	First win	-	Wins	0
Podiums	6	Total pts	440	Podiums	0
Poles	1	2022 pts	122 (7 th)	Poles	0
Fastest laps	5	2023 pts	12 (11 th)	Fastest laps	0
				2023 pts	5 (13 th)

Alfa Romeo F1 Team Stake



World titles	Drivers: 0 Const: 0	Race wins	10	2022 pts	55 (6 th)
First GP	Great Britain 1950	Podiums	26	2023 pts	6 (8 th)
First victory	-	Poles	12	Car	C43
100 th victory	-	Fastest laps	16	Engine	Ferrari 066/10
Races	198	Total pts	189	Tyres	Pirelli
24. Guanyu ZHOU (CHN)				77. Valtteri BOTTAS (FIN)	
World titles	-	Age	24	World titles	-
Races	28	First GP	Bahrain 2022	Races	206
Wins	0	First win	-	Wins	10
Podiums	0	Total pts	8	Podiums	67
Poles	0	2022 pts	6 (18 th)	Poles	20
Fastest laps	2	2023 pts	2 (15 th)	Fastest laps	19
				2023 pts	4 (14 th)

Promoter



**Circuit de
Barcelona**
CATALUNYA



BWT Alpine F1 Team



World titles	Drivers: 0	Const: 0	Race wins	1	2022 pts	173 (4 th)
First GP	Bahrein 2021		Podiums	3	2023 pts	35 (5 th)
First victory	Hungary 2021		Poles	0	Car	A523
100 th victory	-		Fastest laps	0	Engine	Renault E-Tech RE23
Races	50		Total pts	363	Tyres	Pirelli

10. Pierre Gasly (FR)

31. Esteban OCON (FR)

World titles	-	Age	27	World titles	-	Age	26
Races	114	First GP	Malaysia 2017	Races	117	First GP	Belgium 2016
Wins	1	First win	Monza 2020	Wins	1	First win	-
Podiums	3	Total pts	346	Podiums	3	Total pts	385
Poles	0	2022 pts	23 (14 th)	Poles	0	2022 pts	92 (8 th)
Fastest laps	3	2023 pts	14 (10 th)	Fastest laps	0	2023 pts	21 (9 th)

Scuderia AlphaTauri



World titles	Drivers: 0	Const: 0	Race wins	1	2022 pts	35 (9 th)
First GP	Austria 2020		Podiums	2	2023 pts	2 (9 th)
First victory	-		Poles	0	Car	AT04
100 th victory	-		Fastest laps	1	Engine	RBPTH001
Races	67		Total pts	286	Tyres	Pirelli

21. Nyck DE VRIES (NDL)

22. Yuki TSUNODA (JAP)

World titles	-	Age	28	World titles	-	Age	23
Races	7	First GP	Italy 2022	Races	48	First GP	Bahrain 2021
Wins	0	First win	-	Wins	0	First win	-
Podiums	0	Total pts	2	Podiums	0	Total pts	46
Poles	0	2022 pts	2 (21 st)	Poles	0	2022 pts	12 (17 th)
Fastest laps	0	2023 pts	0 (19 th)	Fastest laps	0	2023 pts	2 (16 th)

Promoter



**Circuit de
Barcelona**
CATALUNYA



MoneyGram Haas F1 Team



World titles	Drivers: 0 Const: 0	Race wins	0	2022 pts	37 (8 th)
First GP	Australia 2016	Podiums	0	2023 pts	8 (7 th)
First victory	-	Poles	1	Car	VF-23
100th victory	-	Fastest laps	2	Engine	Ferrari o66/10
Races	150	Total pts	245	Tyres	Pirelli
20. Kevin Magnussen (DEN)			27. Nico HULKENBERG (DEU)		
World titles	-	Age	30	World titles	-
Races	147	First GP	Australia 2014	Races	187
Wins	0	First win	-	Wins	0
Podiums	1	Total pts	185	Podiums	0
Poles	1	2022 pts	25 (13 th)	Poles	1
Fastest laps	2	2023 pts	2 (17 th)	2022 pts	-
				2023 pts	6 (12 th)

Williams Racing



World titles	Drivers: 7 Const: 9	Race wins	114	2022 pts	8 (10 th)
First GP	Argentina 1975	Podiums	313	2023 pts	1 (10 th)
First victory	GB 1979 (C. Regazzoni)	Poles	128	Car	FW45
100th victory	GB 1997 (J. Villeneuve)	Fastest laps	133	Engine	Mercedes-AMG M14
Races	811	Total pts	3597	Tyres	Pirelli
6. Logan SARGEANT (USA)			23. Alexander Albon (THA)		
World titles	-	Age	22	World titles	-
Races	6	First GP	Bahrain 2023	Races	65
Wins	0	First win	-	Wins	0
Podiums	0	Total pts	0	Podiums	2
Poles	0	2022 pts	-	Poles	0
Fastest laps	0	2023 pts	0 (20 th)	2022 pts	4 (19 th)
				2023 pts	1 (18 th)

Promoter



**Circuit de
 Barcelona**
 CATALUNYA



2023 FORMULA 1 CHAMPIONSHIP

First round: Bahrain Grand Prix (5th March)

Qualifying Classification

FORMULA 1 GULF AIR BAHRAIN GRAND PRIX 2023 - Sakhir														
Qualifying Session Final Classification														
NO	DRIVER	NAT	ENTRANT	Q1	LAPS	%	TIME	Q2	LAPS	TIME	Q3	LAPS	TIME	
1	1		Max VERSTAPPEN	Oracle Red Bull Racing	1:31.295	6	100.331	18:16:04	1:30.503	3	18:40:15	1:29.708	6	19:08:55
2	11		Sergio PEREZ	Oracle Red Bull Racing	1:31.479	6	100.534	18:17:07	1:30.746	3	18:40:23	1:29.846	6	19:09:01
3	16		Charles LECLERC	Scuderia Ferrari	1:31.094	8	100.110	18:16:40	1:30.282	6	18:48:39	1:30.000	3	19:01:05
4	55		Carlos SAINZ	Scuderia Ferrari	1:30.993	6	100.000	18:16:56	1:30.515	6	18:48:45	1:30.154	6	19:09:10
5	14		Fernando ALONSO	Aston Martin Aramco Cognizant F1 Team	1:31.158	6	100.181	18:16:10	1:30.645	6	18:48:27	1:30.336	3	19:04:51
6	63		George RUSSELL	Mercedes AMG-PETRONAS F1 Team	1:31.057	6	100.070	18:16:45	1:30.507	6	18:48:56	1:30.340	3	19:05:20
7	44		Lewis HAMILTON	Mercedes AMG-PETRONAS F1 Team	1:31.543	6	100.604	18:16:50	1:30.513	6	18:49:01	1:30.384	3	19:05:25
8	18		Lance STROLL	Aston Martin Aramco Cognizant F1 Team	1:31.184	6	100.209	18:25:13	1:31.127	6	18:49:08	1:30.836	6	19:08:19
9	31		Esteban OCON	BWT Alpine F1 Team	1:31.508	6	100.565	18:25:55	1:30.914	6	18:47:59	1:30.984	3	19:08:34
10	27		Nico HULKENBERG	MoneyGram Haas F1 Team	1:31.204	8	100.231	18:26:17	1:30.809	6	18:48:05	DNF	3	
11	4		Lando NORRIS	McLaren F1 Team	1:31.652	7	100.724	18:25:41	1:31.381	6	18:48:33			
12	77		Valtteri BOTTAS	Alfa Romeo F1 Team Stake	1:31.504	6	100.561	18:25:35	1:31.443	6	18:48:20			
13	24		ZHOU Guanyu	Alfa Romeo F1 Team Stake	1:31.615	6	100.683	18:25:29	1:31.473	6	18:48:11			
14	22		Yuki TSUNODA	Scuderia AlphaTauri	1:31.400	9	100.447	18:25:07	1:32.510	6	18:48:16			
15	23		Alexander ALBON	Williams Racing	1:31.461	6	100.514	18:24:57	DNF	2				
16	2		Logan SARGEANT	Williams Racing	1:31.652	6	100.724	18:26:33						
17	20		Kevin MAGNUSSEN	MoneyGram Haas F1 Team	1:31.892	6	100.987	18:25:20						
18	81		Oscar PIASTRI	McLaren F1 Team	1:32.101	7	101.217	18:26:10						
19	21		Nyck DE VRIES	Scuderia AlphaTauri	1:32.121	9	101.239	18:16:27						
20	10		Pierre GASLY	BWT Alpine F1 Team	1:32.181	6	101.305	18:17:14						
POLE POSITION LAP														
1	Max VERSTAPPEN		Oracle Red Bull Racing	1:29.708	217.184 KM/H									
FASTEST LAP														
1	Max VERSTAPPEN		Oracle Red Bull Racing	1:29.708	217.184 KM/H									

Promoter



Circuit de
Barcelona
CATALUNYA



Race Official Classification

FORMULA 1 GULF AIR SAUDI GRAND PRIX 2023 - Jeddah

Race Final Classification after 57 Laps - 308.238 km

NO	DRIVER	NAT	ENTRANT	LAPS	TIME	GAP	INT	KM/H	FASTEST	ON	PTS
1	1 Max VERSTAPPEN		Oracle Red Bull Racing	57	1:33:56.736			196.861	1:36.236	44	25
2	11 Sergio PEREZ		Oracle Red Bull Racing	57	1:34:08.723	11.987	11.987	196.443	1:36.344	37	18
3	14 Fernando ALONSO		Aston Martin Aramco Cognizant F1 Team	57	1:34:35.373	38.637	26.650	195.521	1:36.156	36	15
4	55 Carlos SAINZ		Scuderia Ferrari	57	1:34:44.788	48.052	9.415	195.197	1:37.130	37	12
5	44 Lewis HAMILTON		Mercedes AMG-PETRONAS F1 Team	57	1:34:47.713	50.977	2.925	195.097	1:36.546	36	10
6	18 Lance STROLL		Aston Martin Aramco Cognizant F1 Team	57	1:34:51.238	54.502	3.525	194.976	1:36.546	32	8
7	63 George RUSSELL		Mercedes AMG-PETRONAS F1 Team	57	1:34:52.609	55.873	1.371	194.929	1:37.221	33	6
8	77 Valtteri BOTTAS		Alfa Romeo F1 Team Stake	57	1:35:09.383	72.647	16.774	194.356	1:37.379	31	4
9	10 Pierre GASLY		BWT Alpine F1 Team	57	1:35:10.489	73.753	1.106	194.319	1:35.068	42	2
10	23 Alexander ALBON		Williams Racing	57	1:35:26.510	89.774	16.021	193.775	1:37.144	43	1
11	22 Yuki TSUNODA		Scuderia AlphaTauri	57	1:35:27.606	90.870	1.096	193.738	1:36.637	42	
12	2 Logan SARGEANT		Williams Racing	56	1:33:57.872	1 LAP	1 LAP	193.366	1:36.037	42	
13	20 Kevin MAGNUSSEN		MoneyGram Haas F1 Team	56	1:34:13.493	1 LAP	15.621	192.831	1:36.471	42	
14	21 Nyck DE VRIES		Scuderia AlphaTauri	56	1:34:19.259	1 LAP	5.766	192.635	1:37.709	30	
15	27 Nico HULKENBERG *		MoneyGram Haas F1 Team	56	1:34:35.647	1 LAP	16.388	192.079	1:36.616	42	
16	24 ZHOU Guanyu		Alfa Romeo F1 Team Stake	56	1:34:36.385	1 LAP	0.738	192.054	1:33.996	56	
17	4 Lando NORRIS		McLaren F1 Team	55	1:34:03.372	2 LAPS	1 LAP	189.725	1:35.822	51	

NOT CLASSIFIED

31 Esteban OCON		BWT Alpine F1 Team	41	1:10:19.566	DNF		189.101	1:36.797	34	
16 Charles LECLERC		Scuderia Ferrari	39	1:04:46.118	DNF		195.300	1:37.170	37	
81 Oscar PIASTRI		McLaren F1 Team	13	22:22.585	DNF		187.992	1:40.691	3	

FASTEST LAP

24 ZHOU Guanyu		Alfa Romeo F1 Team Stake		1:33.996	on lap 56		207.276			
-----------------------	--	--------------------------	--	----------	-----------	--	---------	--	--	--

NOTES

Subject to ongoing routine technical checks.

*** PENALTIES**

Car 27 - 5 second time penalty - Multiple track limits - Stewards' document no. 40

Car 27 - 10 second time penalty - Multiple track limits - Stewards' document no. 42

Promoter



**Circuit de
Barcelona**
CATALUNYA



Second round: Saudi Arabia Grand Prix (19th March)

Qualifying Classification

FORMULA 1 STC SAUDI ARABIAN GRAND PRIX 2023 - Jeddah														
Qualifying Session Final Classification														
NO	DRIVER	NAT	ENTRANT	Q1	LAPS	%	TIME	Q2	LAPS	TIME	Q3	LAPS	TIME	
1	11		Sergio PEREZ	Oracle Red Bull Racing	1:29.244	7	100.544	20:19:18	1:28.635	6	20:40:58	1:28.265	5	20:53:35
2	16		Charles LECLERC	Scuderia Ferrari	1:29.376	8	100.692	20:09:42	1:28.903	5	20:33:26	1:28.420	6	21:00:43
3	14		Fernando ALONSO	Aston Martin Aramco Cognizant F1 Team	1:29.298	7	100.604	20:18:03	1:28.757	5	20:28:27	1:28.730	6	20:59:28
4	63		George RUSSELL	Mercedes AMG-PETRONAS F1 Team	1:29.592	7	100.936	20:10:34	1:29.132	8	20:36:55	1:28.857	6	21:00:49
5	55		Carlos SAINZ	Scuderia Ferrari	1:29.411	9	100.732	20:18:09	1:28.957	8	20:40:38	1:28.931	7	21:01:04
6	18		Lance STROLL	Aston Martin Aramco Cognizant F1 Team	1:29.335	7	100.646	20:18:34	1:28.962	8	20:40:16	1:28.945	5	21:00:27
7	31		Esteban OCON	BWT Alpine F1 Team	1:29.707	8	101.065	20:17:47	1:29.255	9	20:40:32	1:29.078	7	21:00:16
8	44		Lewis HAMILTON	Mercedes AMG-PETRONAS F1 Team	1:29.689	7	101.045	20:10:30	1:29.374	8	20:36:32	1:29.223	6	20:52:25
9	81		Oscar PIASTRI	McLaren F1 Team	1:29.706	10	101.064	20:19:24	1:29.378	8	20:39:57	1:29.243	5	21:00:04
10	10		Pierre GASLY	BWT Alpine F1 Team	1:29.890	8	101.271	20:17:58	1:29.411	8	20:41:07	1:29.357	7	21:00:32
11	27		Nico HULKENBERG	MoneyGram Haas F1 Team	1:29.547	10	100.885	20:18:29	1:29.451	8	20:40:25			
12	24		ZHOU Guanyu	Alfa Romeo F1 Team Stake	1:29.654	10	101.006	20:18:44	1:29.461	8	20:40:00			
13	20		Kevin MAGNUSSEN	MoneyGram Haas F1 Team	1:29.744	9	101.107	20:14:40	1:29.634	8	20:30:58			
14	77		Valtteri BOTTAS	Alfa Romeo F1 Team Stake	1:29.929	10	101.315	20:18:49	1:29.668	8	20:40:04			
15	1		Max VERSTAPPEN	Oracle Red Bull Racing	1:28.761	3	100.000	20:06:47	1:49.953	3	20:30:01			
16	22		Yuki TSUNODA	Scuderia AlphaTauri	1:29.939	10	101.327	20:18:56						
17	23		Alexander ALBON	Williams Racing	1:29.994	9	101.389	20:17:38						
18	21		Nyck DE VRIES	Scuderia AlphaTauri	1:30.244	10	101.670	20:19:05						
19	4		Lando NORRIS	McLaren F1 Team	1:30.447	4	101.899	20:04:03						
NOT CLASSIFIED - 107% TIME 1:34.974														
2	Logan SARGEANT		Williams Racing	2:08.510	8	144.782	20:05:37							
POLE POSITION LAP														
11	Sergio PEREZ		Oracle Red Bull Racing	1:28.265		251.814	KM/H							
FASTEST LAP														
11	Sergio PEREZ		Oracle Red Bull Racing	1:28.265		251.814	KM/H							

Promoter



Circuit de
Barcelona
CATALUNYA



Race Official Classification

FORMULA 1 STC SAUDI ARABIAN GRAND PRIX 2023 - Jeddah

Race Final Classification after 50 Laps - 308.450 km

NO	DRIVER	NAT	ENTRANT	LAPS	TIME	GAP	INT	KM/H	FASTEST	ON	PTS
1	11 Sergio PEREZ		Oracle Red Bull Racing	50	1:21:14.894			227.783	1:32.188	38	25
2	1 Max VERSTAPPEN		Oracle Red Bull Racing	50	1:21:20.249	5.355	5.355	227.533	1:31.906	50	19
3	14 Fernando ALONSO		Aston Martin Aramco Cognizant F1 Team	50	1:21:35.622	20.728	15.373	226.818	1:32.240	50	15
4	63 George RUSSELL		Mercedes AMG-PETRONAS F1 Team	50	1:21:40.760	25.866	5.138	226.581	1:32.433	50	12
5	44 Lewis HAMILTON		Mercedes AMG-PETRONAS F1 Team	50	1:21:45.959	31.065	5.199	226.341	1:32.941	47	10
6	55 Carlos SAINZ		Scuderia Ferrari	50	1:21:50.770	35.876	4.811	226.119	1:32.822	50	8
7	16 Charles LECLERC		Scuderia Ferrari	50	1:21:58.056	43.162	7.286	225.784	1:33.056	47	6
8	31 Esteban OCON		BWT Alpine F1 Team	50	1:22:07.726	52.832	9.670	225.341	1:33.222	49	4
9	10 Pierre GASLY		BWT Alpine F1 Team	50	1:22:09.641	54.747	1.915	225.253	1:33.392	50	2
10	20 Kevin MAGNUSSEN		MoneyGram Haas F1 Team	50	1:22:19.720	64.826	10.079	224.794	1:33.374	44	1
11	22 Yuki TSUNODA		Scuderia AlphaTauri	50	1:22:22.388	67.494	2.668	224.672	1:33.931	50	
12	27 Nico HULKENBERG		MoneyGram Haas F1 Team	50	1:22:25.482	70.588	3.094	224.532	1:33.780	50	
13	24 ZHOU Guanyu		Alfa Romeo F1 Team Stake	50	1:22:30.954	76.060	5.472	224.284	1:33.894	49	
14	21 Nyck DE VRIES		Scuderia AlphaTauri	50	1:22:32.372	77.478	1.418	224.219	1:33.609	49	
15	81 Oscar PIASTRI		McLaren F1 Team	50	1:22:39.915	85.021	7.543	223.878	1:34.287	48	
16	2 Logan SARGEANT		Williams Racing	50	1:22:41.187	86.293	1.272	223.821	1:34.469	49	
17	4 Lando NORRIS		McLaren F1 Team	50	1:22:41.339	86.445	0.152	223.814	1:34.122	49	
18	77 Valtteri BOTTAS		Alfa Romeo F1 Team Stake	49	1:21:44.478	1 LAP	1 LAP	221.877	1:34.384	37	

NOT CLASSIFIED

23	Alexander ALBON		Williams Racing	27	47:05.946	DNF		212.039	1:35.567	24	
18	Lance STROLL		Aston Martin Aramco Cognizant F1 Team	16	25:57.184	DNF		227.797	1:35.140	7	

OVERALL FASTEST LAP

1	Max VERSTAPPEN		Oracle Red Bull Racing		1:31.906	on lap 50		241.838			
---	----------------	--	------------------------	--	----------	-----------	--	---------	--	--	--

FASTEST LAP ELIGIBLE FOR POINTS

1	Max VERSTAPPEN		Oracle Red Bull Racing		1:31.906	on lap 50		241.838			
---	----------------	--	------------------------	--	----------	-----------	--	---------	--	--	--

NOTES

Subject to ongoing routine technical checks.

Promoter



**Circuit de
Barcelona**
CATALUNYA



Third round: Australian Grand Prix (2nd April)

Qualifying Classification

FORMULA 1 ROLEX AUSTRALIAN GRAND PRIX 2023 - Melbourne

Qualifying Session Final Classification

NO	DRIVER	NAT	ENTRANT	Q1	LAPS	%	TIME	Q2	LAPS	TIME	Q3	LAPS	TIME
1	1 Max VERSTAPPEN		Oracle Red Bull Racing	1:17.384	9	100.000	16:23:12	1:17.056	7	16:46:22	1:16.732	8	17:07:32
2	63 George RUSSELL		Mercedes AMG-PETRONAS F1 Team	1:17.654	11	100.348	16:26:41	1:17.513	10	16:48:54	1:16.968	8	17:08:10
3	44 Lewis HAMILTON		Mercedes AMG-PETRONAS F1 Team	1:17.689	10	100.394	16:23:44	1:17.551	10	16:48:58	1:17.104	8	17:08:13
4	14 Fernando ALONSO		Aston Martin Aramco Cognizant F1 Team	1:17.832	11	100.578	16:19:50	1:17.283	7	16:39:16	1:17.139	8	17:07:55
5	55 Carlos SAINZ		Scuderia Ferrari	1:17.928	10	100.702	16:25:36	1:17.349	10	16:48:43	1:17.270	8	17:08:02
6	18 Lance STROLL		Aston Martin Aramco Cognizant F1 Team	1:17.873	11	100.631	16:26:48	1:17.616	9	16:36:35	1:17.308	6	17:07:45
7	16 Charles LECLERC		Scuderia Ferrari	1:18.218	9	101.077	16:22:10	1:17.390	9	16:49:04	1:17.369	7	17:06:21
8	23 Alexander ALBON		Williams Racing	1:17.962	12	100.746	16:21:36	1:17.761	9	16:44:48	1:17.609	6	17:04:17
9	10 Pierre GASLY		BWT Alpine F1 Team	1:18.312	9	101.199	16:25:50	1:17.574	8	16:47:49	1:17.675	8	17:03:50
10	27 Nico HULKENBERG		MoneyGram Haas F1 Team	1:18.029	10	100.833	16:25:54	1:17.412	9	16:48:07	1:17.735	7	17:06:51
11	31 Esteban OCON		BWT Alpine F1 Team	1:17.770	10	100.498	16:26:14	1:17.768	8	16:44:35			
12	22 Yuki TSUNODA		Scuderia AlphaTauri	1:18.471	12	101.404	16:23:23	1:18.099	10	16:48:49			
13	4 Lando NORRIS		McLaren F1 Team	1:18.243	13	101.110	16:26:56	1:18.119	11	16:49:09			
14	20 Kevin MAGNUSSEN		MoneyGram Haas F1 Team	1:18.159	10	101.001	16:25:28	1:18.129	8	16:48:00			
15	21 Nyck DE VRIES		Scuderia AlphaTauri	1:18.450	12	101.377	16:23:07	1:18.335	11	16:45:40			
16	81 Oscar PIASTRI		McLaren F1 Team	1:18.517	12	101.464	16:26:04						
17	24 ZHOU Guanyu		Alfa Romeo F1 Team Kick	1:18.540	12	101.493	16:22:48						
18	2 Logan SARGEANT		Williams Racing	1:18.557	12	101.515	16:22:43						
19	77 Valtteri BOTTAS		Alfa Romeo F1 Team Kick	1:18.714	12	101.718	16:25:20						

NOT CLASSIFIED - 107% TIME 1:22.800

11	Sergio PEREZ		Oracle Red Bull Racing	DNF	2								
-----------	--------------	--	------------------------	-----	---	--	--	--	--	--	--	--	--

POLE POSITION LAP

1	Max VERSTAPPEN		Oracle Red Bull Racing	1:16.732		247.625 KM/H							
----------	----------------	--	------------------------	----------	--	--------------	--	--	--	--	--	--	--

FASTEST LAP

1	Max VERSTAPPEN		Oracle Red Bull Racing	1:16.732		247.625 KM/H							
----------	----------------	--	------------------------	----------	--	--------------	--	--	--	--	--	--	--

Promoter



**Circuit de
Barcelona**
CATALUNYA



Race Official Classification

FORMULA 1 ROLEX AUSTRALIAN GRAND PRIX 2023 - Melbourne

Race Final Classification after 58 Laps - 306.124 km

NO	DRIVER	NAT	ENTRANT	LAPS	TIME	GAP	INT	KM/H	FASTEST	ON	PTS
1	1 Max VERSTAPPEN		Oracle Red Bull Racing	58	2:32:38.371			120.332	1:20.342	49	25
2	44 Lewis HAMILTON		Mercedes AMG-PETRONAS F1 Team	58	2:32:38.550	0.179	0.179	120.329	1:20.613	49	18
3	14 Fernando ALONSO		Aston Martin Aramco Cognizant F1 Team	58	2:32:39.140	0.769	0.590	120.322	1:20.476	53	15
4	18 Lance STROLL		Aston Martin Aramco Cognizant F1 Team	58	2:32:41.453	3.082	2.313	120.291	1:20.934	50	12
5	11 Sergio PEREZ		Oracle Red Bull Racing	58	2:32:41.691	3.320	0.238	120.288	1:20.235	53	11
6	4 Lando NORRIS		McLaren F1 Team	58	2:32:42.072	3.701	0.381	120.283	1:21.173	46	8
7	27 Nico HULKENBERG		MoneyGram Haas F1 Team	58	2:32:43.310	4.939	1.238	120.267	1:21.124	46	6
8	81 Oscar PIASTRI		McLaren F1 Team	58	2:32:43.753	5.382	0.443	120.261	1:21.335	53	4
9	24 ZHOU Guanyu		Alfa Romeo F1 Team Kick	58	2:32:44.084	5.713	0.331	120.257	1:21.819	48	2
10	22 Yuki TSUNODA		Scuderia AlphaTauri	58	2:32:44.423	6.052	0.339	120.252	1:21.789	52	1
11	77 Valtteri BOTTAS		Alfa Romeo F1 Team Kick	58	2:32:44.884	6.513	0.461	120.246	1:22.233	46	
12	55 Carlos SAINZ *		Scuderia Ferrari	58	2:32:44.965	6.594	0.081	120.245	1:20.467	53	
13	10 Pierre GASLY		BWT Alpine F1 Team	56	1:56:43.407	DNF		151.932	1:20.995	47	
14	31 Esteban OCON		BWT Alpine F1 Team	56	1:56:44.780	DNF		151.902	1:21.203	44	
15	21 Nyck DE VRIES		Scuderia AlphaTauri	56	1:56:45.713	DNF		151.882	1:21.183	50	
16	2 Logan SARGEANT		Williams Racing	56	1:56:45.930	DNF		151.877	1:21.456	50	
17	20 Kevin MAGNUSSEN		MoneyGram Haas F1 Team	52	1:33:54.610	DNF		175.352	1:21.685	52	

NOT CLASSIFIED

63	George RUSSELL		Mercedes AMG-PETRONAS F1 Team	17	44:56.710	DNF		119.780	1:22.680	16	
23	Alexander ALBON		Williams Racing	6	10:17.841	DNF		184.521	1:23.349	6	
16	Charles LECLERC		Scuderia Ferrari	0		DNF					

OVERALL FASTEST LAP

11	Sergio PEREZ		Oracle Red Bull Racing		1:20.235	on lap 53		236.814			
----	--------------	--	------------------------	--	----------	-----------	--	---------	--	--	--

FASTEST LAP ELIGIBLE FOR POINTS

11	Sergio PEREZ		Oracle Red Bull Racing		1:20.235	on lap 53		236.814			
----	--------------	--	------------------------	--	----------	-----------	--	---------	--	--	--

NOTES

Subject to ongoing routine technical checks
 Subject to a notice of intention of appeal by MoneyGram Haas F1 Team

*** PENALTIES**

Car 55 - 5 second time penalty - Causing a collision - Stewards' document no. 46

Promoter



**Circuit de
 Barcelona**
 CATALUNYA



Fourth round: Azerbaijan Grand Prix (30th April)

Qualifying Classification

FORMULA 1 AZERBAIJAN GRAND PRIX 2023 - Baku														
Qualifying Session Final Classification														
NO	DRIVER	NAT	ENTRANT	Q1	LAPS	%	TIME	Q2	LAPS	TIME	Q3	LAPS	TIME	
1	16		Charles LECLERC	Scuderia Ferrari	1:41.269	10	100.000	17:46:02	1:41.037	5	18:03:05	1:40.203	6	18:26:17
2	1		Max VERSTAPPEN	Oracle Red Bull Racing	1:41.398	8	100.127	17:41:00	1:40.822	6	18:07:20	1:40.391	6	18:26:35
3	11		Sergio PEREZ	Oracle Red Bull Racing	1:41.756	10	100.480	17:40:47	1:41.131	5	17:56:29	1:40.495	6	18:26:29
4	55		Carlos SAINZ	Scuderia Ferrari	1:42.197	11	100.916	17:45:24	1:41.369	7	18:07:47	1:41.016	6	18:18:50
5	44		Lewis HAMILTON	Mercedes AMG-PETRONAS F1 Team	1:42.113	11	100.833	17:40:52	1:41.650	7	18:03:34	1:41.177	6	18:19:11
6	14		Fernando ALONSO	Aston Martin Aramco Cognizant F1 Team	1:41.720	10	100.445	17:45:54	1:41.370	7	17:59:48	1:41.253	6	18:26:43
7	4		Lando NORRIS	McLaren F1 Team	1:42.154	9	100.873	17:41:31	1:41.485	5	18:07:13	1:41.281	6	18:27:22
8	22		Yuki TSUNODA	Scuderia AlphaTauri	1:42.234	9	100.952	17:45:11	1:41.569	8	18:07:35	1:41.581	6	18:27:06
9	18		Lance STROLL	Aston Martin Aramco Cognizant F1 Team	1:42.524	11	101.239	17:41:36	1:41.576	7	17:59:58	1:41.611	5	18:26:12
10	81		Oscar PIASTRI	McLaren F1 Team	1:42.455	11	101.171	17:45:50	1:41.636	8	18:07:31	1:41.611	5	18:26:51
11	63		George RUSSELL	Mercedes AMG-PETRONAS F1 Team	1:42.073	11	100.793	17:44:58	1:41.654	7	18:03:49			
12	31		Esteban OCON	BWT Alpine F1 Team	1:42.622	11	101.336	17:41:10	1:41.798	8	18:06:54			
13	23		Alexander ALBON	Williams Racing	1:42.171	11	100.890	17:40:39	1:41.818	8	18:06:45			
14	77		Valtteri BOTTAS	Alfa Romeo F1 Team Stake	1:42.582	11	101.296	17:45:43	1:42.259	8	18:03:39			
15	2		Logan SARGEANT	Williams Racing	1:42.242	11	100.960	17:44:37	1:42.395	8	18:02:58			
16	24		ZHOU Guanyu	Alfa Romeo F1 Team Stake	1:42.642	11	101.355	17:45:46						
17	27		Nico HULKENBERG	MoneyGram Haas F1 Team	1:42.755	10	101.467	17:45:29						
18	20		Kevin MAGNUSSEN	MoneyGram Haas F1 Team	1:43.417	9	102.121	17:07:41						
19	10		Pierre GASLY	BWT Alpine F1 Team	1:44.853	6	103.539	17:04:30						
NOT CLASSIFIED - 107% TIME 1:48.357														
21	Nyck DE VRIES		Scuderia AlphaTauri		1:55.282	3	113.837	17:06:59						
POLE POSITION LAP														
16	Charles LECLERC		Scuderia Ferrari		1:40.203		215.670 KM/H							
FASTEST LAP														
16	Charles LECLERC		Scuderia Ferrari		1:40.203		215.670 KM/H							

Promoter



**Circuit de
Barcelona**
CATALUNYA



Sprint Shootout Classification

FORMULA 1 AZERBAIJAN GRAND PRIX 2023 - Baku

Sprint Shootout Session Final Classification

NO	DRIVER	NAT	ENTRANT	SQ1	LAPS	%	TIME	SQ2	LAPS	TIME	SQ3	LAPS	TIME
1	16 Charles LECLERC		Scuderia Ferrari	1:42.820	5	100.000	12:39:33	1:42.500	5	13:01:57	1:41.697	4	13:14:29
2	11 Sergio PEREZ		Oracle Red Bull Racing	1:43.858	6	101.009	12:39:08	1:42.925	4	12:56:34	1:41.844	5	13:18:29
3	1 Max VERSTAPPEN		Oracle Red Bull Racing	1:43.288	5	100.455	12:39:28	1:42.417	3	12:56:44	1:41.987	5	13:19:04
4	63 George RUSSELL		Mercedes AMG-PETRONAS F1 Team	1:43.763	6	100.917	12:40:12	1:43.112	7	13:04:34	1:42.252	5	13:18:45
5	55 Carlos SAINZ		Scuderia Ferrari	1:43.622	5	100.780	12:39:47	1:42.909	6	13:04:18	1:42.287	4	13:14:36
6	44 Lewis HAMILTON		Mercedes AMG-PETRONAS F1 Team	1:43.561	6	100.720	12:38:59	1:43.061	6	13:03:24	1:42.502	5	13:18:32
7	23 Alexander ALBON		Williams Racing	1:43.987	6	101.134	12:37:47	1:43.376	6	13:03:49	1:42.846	5	13:18:36
8	14 Fernando ALONSO		Aston Martin Aramco Cognizant F1 Team	1:43.789	6	100.942	12:40:36	1:42.976	5	12:59:27	1:43.010	5	13:18:41
9	18 Lance STROLL		Aston Martin Aramco Cognizant F1 Team	1:43.879	6	101.029	12:40:58	1:43.375	6	13:04:05	1:43.064	5	13:18:56
10	4 Lando NORRIS		McLaren F1 Team	1:43.938	6	101.087	12:40:16	1:43.395	6	12:59:22			
11	81 Oscar PIASTRI		McLaren F1 Team	1:44.179	6	101.321	12:41:05	1:43.427	6	13:03:53			
12	27 Nico HULKENBERG		MoneyGram Haas F1 Team	1:44.843	6	101.967	12:38:00	1:43.806	6	13:03:45			
13	31 Esteban OCON		BWT Alpine F1 Team	1:44.433	6	101.568	12:36:55	1:44.088	5	13:01:22			
14	20 Kevin MAGNUSSEN		MoneyGram Haas F1 Team	1:44.101	6	101.245	12:38:07	1:44.332	5	13:00:58			
15	2 Logan SARGEANT		Williams Racing	1:44.042	6	101.188	12:37:51						
16	24 ZHOU Guanyu		Alfa Romeo F1 Team Stake	1:45.177	6	102.292	12:39:04						
17	77 Valtteri BOTTAS		Alfa Romeo F1 Team Stake	1:45.352	6	102.462	12:38:57						
18	22 Yuki TSUNODA		Scuderia AlphaTauri	1:45.436	6	102.544	12:34:21						
19	10 Pierre GASLY		BWT Alpine F1 Team	1:46.951	3	104.017	12:35:21						
20	21 Nyck DE VRIES		Scuderia AlphaTauri	1:48.180	6	105.212	12:34:18						

POLE POSITION LAP

16 Charles LECLERC		Scuderia Ferrari	1:41.697	212.501 KM/H
---------------------------	--	------------------	----------	--------------

FASTEST LAP

16 Charles LECLERC		Scuderia Ferrari	1:41.697	212.501 KM/H
---------------------------	--	------------------	----------	--------------

Promoter



**Circuit de
Barcelona**
CATALUNYA



Sprint Race Official Classification

FORMULA 1 AZERBAIJAN GRAND PRIX 2023 - Baku

Sprint Final Classification after 17 Laps - 101.947 km

NO	DRIVER	NAT	ENTRANT	LAPS	TIME	GAP	INT	KM/H	FASTEST	ON	PTS
1	11 Sergio PEREZ		Oracle Red Bull Racing	17	33:17.667			183.718	1:43.616	11	8
2	16 Charles LECLERC		Scuderia Ferrari	17	33:22.130	4.463	4.463	183.309	1:43.646	12	7
3	1 Max VERSTAPPEN		Oracle Red Bull Racing	17	33:22.732	5.065	0.602	183.254	1:43.723	10	6
4	63 George RUSSELL		Mercedes AMG-PETRONAS F1 Team	17	33:26.199	8.532	3.467	182.937	1:44.409	10	5
5	55 Carlos SAINZ		Scuderia Ferrari	17	33:28.055	10.388	1.856	182.768	1:44.398	11	4
6	14 Fernando ALONSO		Aston Martin Aramco Cognizant F1 Team	17	33:29.280	11.613	1.225	182.657	1:44.544	12	3
7	44 Lewis HAMILTON		Mercedes AMG-PETRONAS F1 Team	17	33:34.170	16.503	4.890	182.213	1:44.601	8	2
8	18 Lance STROLL		Aston Martin Aramco Cognizant F1 Team	17	33:36.084	18.417	1.914	182.040	1:44.855	14	1
9	23 Alexander ALBON		Williams Racing	17	33:39.424	21.757	3.340	181.739	1:44.915	10	
10	81 Oscar PIASTRI		McLaren F1 Team	17	33:40.518	22.851	1.094	181.641	1:44.776	8	
11	20 Kevin MAGNUSSEN		MoneyGram Haas F1 Team	17	33:45.657	27.990	5.139	181.180	1:45.349	14	
12	24 ZHOU Guanyu		Alfa Romeo F1 Team Stake	17	33:52.269	34.602	6.612	180.590	1:45.766	16	
13	10 Pierre GASLY		BWT Alpine F1 Team	17	33:54.585	36.918	2.316	180.385	1:45.883	12	
14	21 Nyck DE VRIES		Scuderia AlphaTauri	17	33:59.293	41.626	4.708	179.968	1:45.768	17	
15	27 Nico HULKENBERG		MoneyGram Haas F1 Team	17	34:06.254	48.587	6.961	179.356	1:45.971	8	
16	77 Valtteri BOTTAS		Alfa Romeo F1 Team Stake	17	34:07.584	49.917	1.330	179.240	1:46.277	9	
17	4 Lando NORRIS		McLaren F1 Team	17	34:08.771	51.104	1.187	179.136	1:44.484	15	
18	31 Esteban OCON		BWT Alpine F1 Team	17	34:18.288	60.621	9.517	178.307	1:45.090	15	
NOT CLASSIFIED											
22	Yuki TSUNODA		Scuderia AlphaTauri	2	9:17.244	DNF		76.891			
FASTEST LAP											
11	Sergio PEREZ		Oracle Red Bull Racing		1:43.616	on lap 11		208.566			

Promoter



**Circuit de
 Barcelona**
 CATALUNYA



Race Official Classification

FORMULA 1 AZERBAIJAN GRAND PRIX 2023 - Baku

Race Final Classification after 51 Laps - 306.049 km

NO	DRIVER	NAT	ENTRANT	LAPS	TIME	GAP	INT	KM/H	FASTEST	ON	PTS
1	11 Sergio PEREZ		Oracle Red Bull Racing	51	1:32:42.436			198.074	1:44.589	50	25
2	1 Max VERSTAPPEN		Oracle Red Bull Racing	51	1:32:44.573	2.137	2.137	197.998	1:44.232	51	18
3	16 Charles LECLERC		Scuderia Ferrari	51	1:33:03.653	21.217	19.080	197.321	1:44.561	49	15
4	14 Fernando ALONSO		Aston Martin Aramco Cognizant F1 Team	51	1:33:04.460	22.024	0.807	197.293	1:44.241	49	12
5	55 Carlos SAINZ		Scuderia Ferrari	51	1:33:27.927	45.491	23.467	196.467	1:45.175	48	10
6	44 Lewis HAMILTON		Mercedes AMG-PETRONAS F1 Team	51	1:33:28.581	46.145	0.654	196.444	1:45.346	48	8
7	18 Lance STROLL		Aston Martin Aramco Cognizant F1 Team	51	1:33:34.053	51.617	5.472	196.253	1:45.627	45	6
8	63 George RUSSELL		Mercedes AMG-PETRONAS F1 Team	51	1:33:56.676	74.240	22.623	195.465	1:43.370	51	5
9	4 Lando NORRIS		McLaren F1 Team	51	1:34:02.812	80.376	6.136	195.253	1:45.738	49	2
10	22 Yuki TSUNODA		Scuderia AlphaTauri	51	1:34:06.298	83.862	3.486	195.132	1:45.727	51	1
11	81 Oscar PIASTRI		McLaren F1 Team	51	1:34:08.937	86.501	2.639	195.041	1:45.631	51	
12	23 Alexander ALBON		Williams Racing	51	1:34:11.059	88.623	2.122	194.968	1:45.925	51	
13	20 Kevin MAGNUSSEN		MoneyGram Haas F1 Team	51	1:34:12.165	89.729	1.106	194.929	1:45.850	51	
14	10 Pierre GASLY		BWT Alpine F1 Team	51	1:34:13.768	91.332	1.603	194.874	1:45.540	47	
15	31 Esteban OCON		BWT Alpine F1 Team	51	1:34:20.230	97.794	6.462	194.652	1:45.908	49	
16	2 Logan SARGEANT		Williams Racing	51	1:34:23.379	100.943	3.149	194.543	1:46.501	49	
17	27 Nico HULKENBERG		MoneyGram Haas F1 Team	50	1:32:52.373	1 LAP	1 LAP	193.843	1:46.731	34	
18	77 Valtteri BOTTAS		Alfa Romeo F1 Team Stake	50	1:33:01.534	1 LAP	9.161	193.524	1:46.304	36	
NOT CLASSIFIED											
24	ZHOU Guanyu		Alfa Romeo F1 Team Stake	36	1:07:42.406	DNF		191.417	1:47.553	31	
21	Nyck DE VRIES		Scuderia AlphaTauri	9	16:35.643	DNF		194.972	1:48.781	4	
FASTEST LAP											
63	George RUSSELL		Mercedes AMG-PETRONAS F1 Team		1:43.370	on lap 51		209.062			

Promoter



**Circuit de
 Barcelona**
 CATALUNYA



Fifth Round: Miami Grand Prix (7th May)

Qualifying Classification

FORMULA 1 CRYPTO.COM MIAMI GRAND PRIX 2023 - Miami

Qualifying Session Final Classification

NO	DRIVER	NAT	ENTRANT	Q1	LAPS	%	TIME	Q2	LAPS	TIME	Q3	LAPS	TIME
1	11 Sergio PEREZ		Oracle Red Bull Racing	1:27.713	8	100.400	16:11:30	1:27.328	8	16:28:20	1:26.841	4	16:51:40
2	14 Fernando ALONSO		Aston Martin Aramco Cognizant F1 Team	1:28.179	8	100.934	16:17:51	1:27.097	6	16:40:01	1:27.202	5	16:51:52
3	55 Carlos SAINZ		Scuderia Ferrari	1:27.686	8	100.369	16:17:21	1:27.148	5	16:33:02	1:27.349	5	16:52:44
4	20 Kevin MAGNUSSEN		MoneyGram Haas F1 Team	1:27.809	9	100.510	16:16:49	1:27.673	6	16:39:46	1:27.767	4	16:52:23
5	10 Pierre GASLY		BWT Alpine F1 Team	1:28.061	9	100.798	16:18:41	1:27.612	6	16:40:41	1:27.786	5	16:52:06
6	63 George RUSSELL		Mercedes AMG-PETRONAS F1 Team	1:28.086	9	100.827	16:18:45	1:27.743	6	16:40:22	1:27.804	5	16:51:56
7	16 Charles LECLERC		Scuderia Ferrari	1:27.713	8	100.400	16:17:00	1:26.964	6	16:38:46	1:27.861	5	16:52:38
8	31 Esteban OCON		BWT Alpine F1 Team	1:27.872	9	100.582	16:18:23	1:27.444	6	16:40:11	1:27.935	5	16:51:46
9	1 Max VERSTAPPEN		Oracle Red Bull Racing	1:27.363	6	100.000	16:11:16	1:26.814	6	16:39:53	DNF	3	
10	77 Valtteri BOTTAS		Alfa Romeo F1 Team Stake	1:27.864	10	100.573	16:18:27	1:27.564	4	16:36:49	DNS	1	
11	23 Alexander ALBON		Williams Racing	1:28.234	9	100.996	16:13:33	1:27.795	6	16:33:09			
12	27 Nico HULKENBERG		MoneyGram Haas F1 Team	1:27.945	10	100.666	16:18:18	1:27.903	5	16:29:05			
13	44 Lewis HAMILTON		Mercedes AMG-PETRONAS F1 Team	1:27.846	9	100.552	16:18:51	1:27.975	6	16:40:27			
14	24 ZHOU Guanyu		Alfa Romeo F1 Team Stake	1:28.180	10	100.935	16:18:13	1:28.091	7	16:36:46			
15	21 Nyck DE VRIES		Scuderia AlphaTauri	1:28.325	10	101.101	16:14:46	1:28.395	6	16:40:18			
16	4 Lando NORRIS		McLaren F1 Team	1:28.394	8	101.180	16:17:57						
17	22 Yuki TSUNODA		Scuderia AlphaTauri	1:28.429	10	101.220	16:18:10						
18	18 Lance STROLL		Aston Martin Aramco Cognizant F1 Team	1:28.476	8	101.273	16:18:06						
19	81 Oscar PIASTRI		McLaren F1 Team	1:28.484	9	101.283	16:18:34						
20	2 Logan SARGEANT		Williams Racing	1:28.577	10	101.389	16:17:33						

POLE POSITION LAP

11	Sergio PEREZ		Oracle Red Bull Racing	1:26.841	224.354 KM/H
----	--------------	--	------------------------	----------	--------------

FASTEST LAP

1	Max VERSTAPPEN		Oracle Red Bull Racing	1:26.814	224.424 KM/H
---	----------------	--	------------------------	----------	--------------

Promoter



**Circuit de
Barcelona**
CATALUNYA



Race Official Classification

FORMULA 1 CRYPTO.COM MIAMI GRAND PRIX 2023 - Miami

Race Final Classification after 57 Laps - 308.326 km

NO	DRIVER	NAT	ENTRANT	LAPS	TIME	GAP	INT	KM/H	FASTEST	ON	PTS
1	1 Max VERSTAPPEN		Oracle Red Bull Racing	57	1:27:38.241			211.092	1:29.708	56	26
2	11 Sergio PEREZ		Oracle Red Bull Racing	57	1:27:43.625	5.384	5.384	210.876	1:30.560	57	18
3	14 Fernando ALONSO		Aston Martin Aramco Cognizant F1 Team	57	1:28:04.546	26.305	20.921	210.041	1:30.519	57	15
4	63 George RUSSELL		Mercedes AMG-PETRONAS F1 Team	57	1:28:11.470	33.229	6.924	209.766	1:31.015	57	12
5	55 Carlos SAINZ *		Scuderia Ferrari	57	1:28:20.752	42.511	9.282	209.399	1:31.362	55	10
6	44 Lewis HAMILTON		Mercedes AMG-PETRONAS F1 Team	57	1:28:29.490	51.249	8.738	209.054	1:30.669	57	8
7	16 Charles LECLERC		Scuderia Ferrari	57	1:28:31.229	52.988	1.739	208.986	1:31.434	57	6
8	10 Pierre GASLY		BWT Alpine F1 Team	57	1:28:33.911	55.670	2.682	208.880	1:31.971	55	4
9	31 Esteban OCON		BWT Alpine F1 Team	57	1:28:36.364	58.123	2.453	208.784	1:31.143	56	2
10	20 Kevin MAGNUSSEN		MoneyGram Haas F1 Team	57	1:28:41.186	62.945	4.822	208.595	1:31.691	53	1
11	22 Yuki TSUNODA		Scuderia AlphaTauri	57	1:28:42.550	64.309	1.364	208.541	1:31.038	56	
12	18 Lance STROLL		Aston Martin Aramco Cognizant F1 Team	57	1:28:42.995	64.754	0.445	208.524	1:30.862	44	
13	77 Valtteri BOTTAS		Alfa Romeo F1 Team Stake	57	1:28:49.878	71.637	6.883	208.254	1:31.838	56	
14	23 Alexander ALBON		Williams Racing	57	1:28:51.102	72.861	1.224	208.207	1:31.852	55	
15	27 Nico HULKENBERG		MoneyGram Haas F1 Team	57	1:28:53.191	74.950	2.089	208.125	1:30.901	36	
16	24 ZHOU Guanyu		Alfa Romeo F1 Team Stake	57	1:28:56.681	78.440	3.490	207.989	1:31.736	56	
17	4 Lando NORRIS		McLaren F1 Team	57	1:29:05.958	87.717	9.277	207.628	1:32.401	47	
18	21 Nyck DE VRIES		Scuderia AlphaTauri	57	1:29:07.190	88.949	1.232	207.580	1:31.562	57	
19	81 Oscar PIASTRI		McLaren F1 Team	56	1:27:58.751	1 LAP	1 LAP	206.581	1:32.006	56	
20	2 Logan SARGEANT		Williams Racing	56	1:28:12.629	1 LAP	13.878	206.039	1:32.384	50	

FASTEST LAP

1	Max VERSTAPPEN		Oracle Red Bull Racing	1:29.708	on lap 56	217.184
---	----------------	--	------------------------	----------	-----------	---------

NOTES

Subject to ongoing routine technical checks.

* PENALTIES

Car 55 - 5 second time penalty - Speeding in the pit lane - Stewards' document no. 39

Promoter



**Circuit de
Barcelona**
CATALUNYA



Sixth Round: Monaco Grand Prix (28th May)

Qualifying Classification

FORMULA 1 GRAND PRIX DE MONACO 2023 - Monaco													
Qualifying Session Final Classification													
NO	DRIVER	NAT	ENTRANT	Q1	LAPS	%	TIME	Q2	LAPS	TIME	Q3	LAPS	TIME
1	1 Max VERSTAPPEN		Oracle Red Bull Racing	1:12.386	12	100.000	16:28:15	1:11.908	9	16:43:36	1:11.365	9	17:11:15
2	14 Fernando ALONSO		Aston Martin Aramco Cognizant F1 Team	1:12.886	10	100.690	16:20:59	1:12.107	9	16:42:33	1:11.449	6	17:10:07
3	16 Charles LECLERC		Scuderia Ferrari	1:12.912	11	100.726	16:24:01	1:12.103	9	16:47:44	1:11.471	6	17:09:37
4	31 Esteban OCON		BWT Alpine F1 Team	1:12.967	12	100.802	16:27:22	1:12.248	8	16:39:19	1:11.553	6	17:07:29
5	55 Carlos SAINZ		Scuderia Ferrari	1:12.717	12	100.457	16:29:05	1:12.210	10	16:51:30	1:11.630	6	17:09:48
6	44 Lewis HAMILTON		Mercedes AMG-PETRONAS F1 Team	1:12.872	13	100.671	16:29:10	1:12.156	11	16:51:49	1:11.725	6	17:07:05
7	10 Pierre GASLY		BWT Alpine F1 Team	1:13.033	12	100.893	16:21:30	1:12.169	7	16:39:49	1:11.933	6	17:08:02
8	63 George RUSSELL		Mercedes AMG-PETRONAS F1 Team	1:12.769	12	100.529	16:28:02	1:12.151	10	16:46:17	1:11.964	7	17:04:28
9	22 Yuki TSUNODA		Scuderia AlphaTauri	1:12.642	13	100.353	16:25:54	1:12.249	8	16:48:28	1:12.082	8	17:11:07
10	4 Lando NORRIS		McLaren F1 Team	1:12.877	12	100.678	16:26:10	1:12.377	7	16:39:42	1:12.254	4	17:07:55
11	81 Oscar PIASTRI		McLaren F1 Team	1:13.006	12	100.856	16:29:18	1:12.395	10	16:39:37			
12	21 Nyck DE VRIES		Scuderia AlphaTauri	1:13.054	11	100.922	16:28:30	1:12.428	9	16:51:03			
13	23 Alexander ALBON		Williams Racing	1:12.706	13	100.442	16:28:43	1:12.527	6	16:51:23			
14	18 Lance STROLL		Aston Martin Aramco Cognizant F1 Team	1:12.722	12	100.464	16:28:09	1:12.623	7	16:49:22			
15	77 Valtteri BOTTAS		Alfa Romeo F1 Team Stake	1:13.038	13	100.900	16:28:24	1:12.625	9	16:50:59			
16	2 Logan SARGEANT		Williams Racing	1:13.113	13	101.004	16:28:39						
17	20 Kevin MAGNUSSEN		MoneyGram Haas F1 Team	1:13.270	9	101.221	16:25:46						
18	27 Nico HULKENBERG		MoneyGram Haas F1 Team	1:13.279	8	101.233	16:26:04						
19	24 ZHOU Guanyu		Alfa Romeo F1 Team Stake	1:13.523	13	101.570	16:28:20						
20	11 Sergio PEREZ		Oracle Red Bull Racing	1:13.850	4	102.022	16:04:27						

1 Max VERSTAPPEN		Oracle Red Bull Racing	1:11.365	168.334 KM/H
-------------------------	--	------------------------	----------	--------------

FASTEST LAP				
1 Max VERSTAPPEN		Oracle Red Bull Racing	1:11.365	168.334 KM/H

Promoter



**Circuit de
Barcelona**
CATALUNYA



Race Official Classification

FORMULA 1 GRAND PRIX DE MONACO 2023 - Monaco

Race Final Classification after 78 Laps - 260.286 km

NO	DRIVER	NAT	ENTRANT	LAPS	TIME	GAP	INT	KM/H	FASTEST	ON	PTS	
1	1 Max VERSTAPPEN		Oracle Red Bull Racing	78	1:48:51.980			143.452	1:16.604	23	25	
2	14 Fernando ALONSO		Aston Martin Aramco Cognizant F1 Team	78	1:49:19.901	27.921	27.921	142.842	1:16.674	43	18	
3	31 Esteban OCON		BWT Alpine F1 Team	78	1:49:28.970	36.990	9.069	142.644	1:16.528	41	15	
4	44 Lewis HAMILTON		Mercedes AMG-PETRONAS F1 Team	78	1:49:31.042	39.062	2.072	142.599	1:15.650	33	13	
5	63 George RUSSELL *		Mercedes AMG-PETRONAS F1 Team	78	1:49:48.264	56.284	17.222	142.227	1:16.798	48	10	
6	16 Charles LECLERC		Scuderia Ferrari	78	1:49:53.870	61.890	5.606	142.106	1:15.773	46	8	
7	10 Pierre GASLY		BWT Alpine F1 Team	78	1:49:54.342	62.362	0.472	142.095	1:15.831	49	6	
8	55 Carlos SAINZ		Scuderia Ferrari	78	1:49:55.371	63.391	1.029	142.073	1:16.449	43	4	
9	4 Lando NORRIS		McLaren F1 Team	77	1:48:56.041	1 LAP	1 LAP	141.525	1:17.844	46	2	
10	81 Oscar PIASTRI		McLaren F1 Team	77	1:49:05.939	1 LAP		9.898	141.311	1:17.513	47	1
11	77 Valtteri BOTTAS		Alfa Romeo F1 Team Stake	77	1:49:20.943	1 LAP	15.004	140.988	1:17.824	19		
12	21 Nyck DE VRIES		Scuderia AlphaTauri	77	1:49:49.297	1 LAP	28.354	140.381	1:17.561	43		
13	24 ZHOU Guanyu		Alfa Romeo F1 Team Stake	77	1:50:03.832	1 LAP	14.535	140.072	1:16.926	5		
14	23 Alexander ALBON		Williams Racing	77	1:50:11.190	1 LAP	7.358	139.916	1:16.672	24		
15	22 Yuki TSUNODA		Scuderia AlphaTauri	76	1:48:59.525	2 LAPS	1 LAP	139.613	1:17.680	36		
16	11 Sergio PEREZ		Oracle Red Bull Racing	76	1:49:41.004	2 LAPS	41.479	138.733	1:16.269	5		
17	27 Nico HULKENBERG *		MoneyGram Haas F1 Team	76	1:49:50.486	2 LAPS	9.482	138.533	1:16.991	6		
18	2 Logan SARGEANT *		Williams Racing	76	1:50:09.963	2 LAPS	19.477	138.125	1:17.302	32		
19	20 Kevin MAGNUSSEN		MoneyGram Haas F1 Team	70	1:42:36.799	DNF		136.584	1:18.351	41		

NOT CLASSIFIED

18 Lance STROLL		Aston Martin Aramco Cognizant F1 Team	53	1:11:21.471	DNF		148.710	1:17.769	18	
------------------------	--	---------------------------------------	----	-------------	-----	--	---------	----------	----	--

FASTEST LAP

44 Lewis HAMILTON		Mercedes AMG-PETRONAS F1 Team		1:15.650	on lap 33		158.799			
--------------------------	--	-------------------------------	--	----------	-----------	--	---------	--	--	--

* PENALTIES

Car 2 - 5 second time penalty - Speeding in the pit lane - Stewards' document no. 50

Car 63 - 5 second time penalty - Re-joining the track unsafely - Stewards' document no. 51

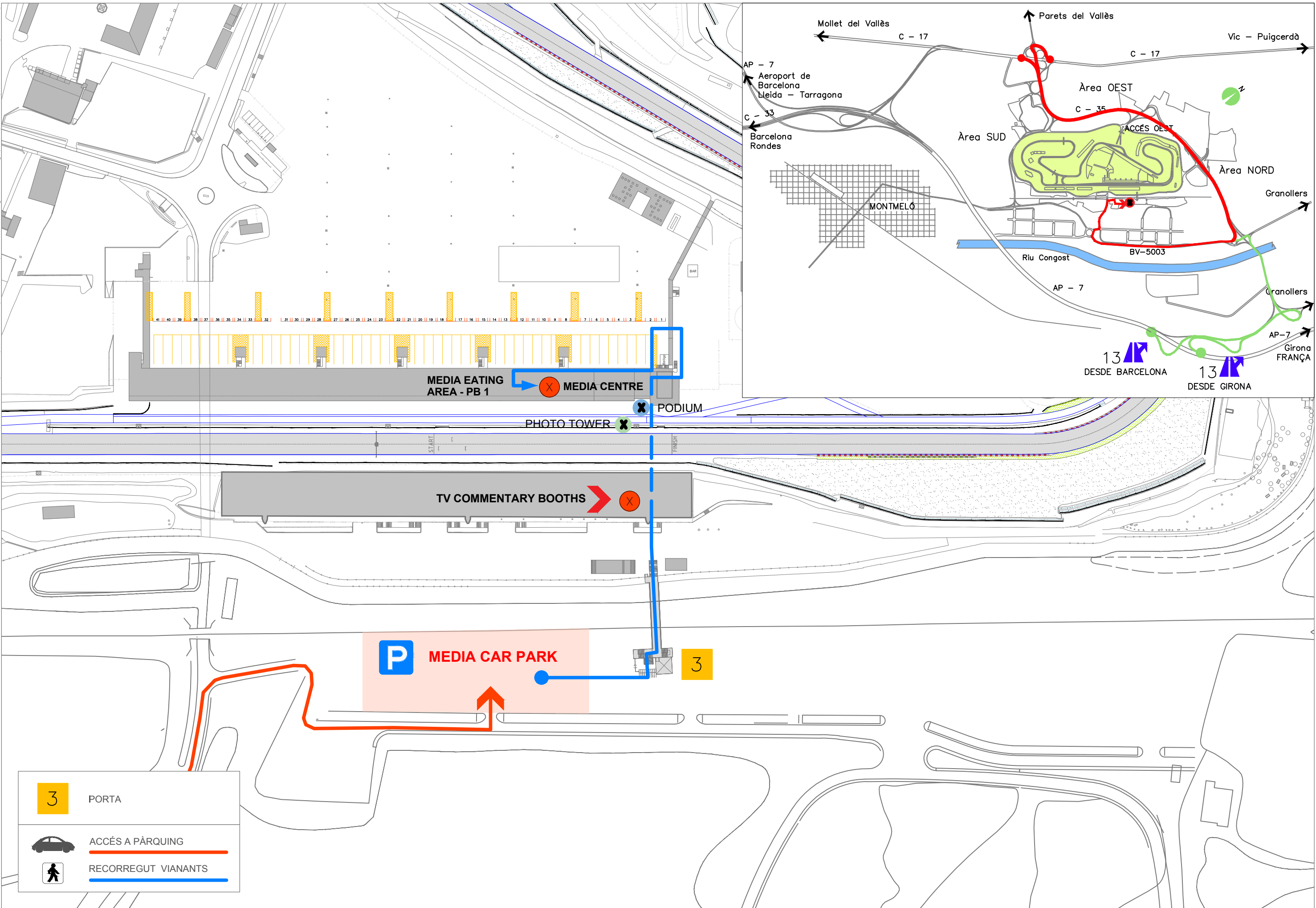
Car 27 - 10 second time penalty - Failing to serve a penalty during a pit stop - Stewards' document no. 52

Promoter

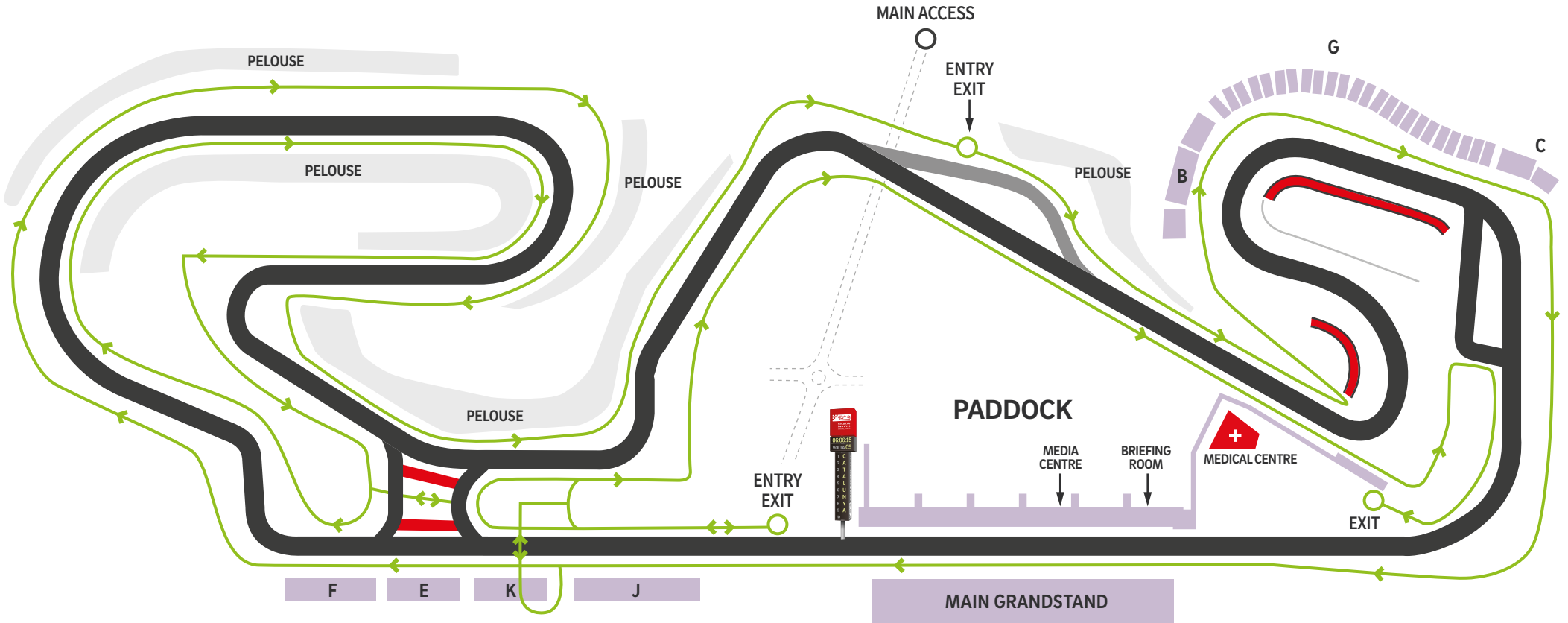






**Circuit de
Barcelona**
CATALUNYA





SERVICE ROAD 2023



-  SERVICE ROAD
-  ONE WAY
-  TWO WAY
-  RED ZONES

SpanishGP Record (1913 - 2022)

Año Year	Circuito Circuit	Long. L-track Long.	Ganador Winner	Auto Car	Segundo Second	Auto Car	a	Tercer Third	Auto Car	a	P.Preferent Poleman	Auto Car	Tiempo Time
Any	Circuit	Long.	Guanyador	Auto	Segon	Auto	a	Tercer	Auto	a	P.Preferent	Auto	Temps
1913	Guadarrama	90.500	Carlos de Salamanca	Rolls Royce 7.4 6L 1.900	Marqués de Auencia	Lorraine-Dietrich 7.8 2.200	2'52"2	George E.Plattford	Rolls Royce 7.4 6L 1.900kg	5'44"0	Por Sorte/Per Sorteig/Decided by lot /Tirage au sort		
1923	Sitges	2.000	Dario Resta	Talbot 1.5 4L	Albert Divo	Talbot 1.5 4L	0"1	Conde Zborowski	Aston Martin	17'32"0	Por Sorte		
1924	Lasarte A	17.700	Henri O.D. segrave	Sunbeam	Meo Constantini	Bugatti 35 20 8L	1'24"0	André Morel	Delage	2'30"0	Por Sorte		
1925	Lasarte A	17.700	Albert Divo	Delage	Robert Benoist	Delage	10'42"0	René Thomas	Delage	11'25"0	Por Sorte		
1926	Lasarte B	17.315	Meo Costantini	Bugatti	Jules Goux	Bugatti 35 2.0 8L oficial	16'29"9	L.Wagner-R.Benoist	Delage	21'10"0	Por Sorte		
1927	Lasarte B	17.315	Robert Benoist	Delage	Conde Conelli	Bugatti 39 1.5 8L C oficial	2'17"0	Edmond Bourlier	Delage	7'27"0	Por Sorte		
1928	Lasarte B	17.315	Louis Chiron	Bugatti	E.Bouriano	Bugatti	4'31"1	J. Delemer	E.H.P.	4'54"8	Por Sorte		
1929	Lasarte B	17.315	L.Rigal-G.Zehender	Alfa Romeo 1750 Oficial	Colombo-G.Platé	Alfa Romeo 1750 oficial	1'25"1	Henri Stoffel	Chrysler	1,072	Por Sorte		
1930	Lasarte B	17.315	Achille Varzi	Maserati 8C-2.500 8L	Aymo Maggi	Maserati 8C-2.500 8L	21'59"0	Ferrand	Peugeot	27'04"0	Por Sorte		
1933	Lasarte B	17.315	Louis Chiron	Alfa Romeo P3 2.6/Ferrari	Luigi Fagioli	Alfa Romeo P3 2.6/Ferrari		Marcel Lehoux	Bugatti 51 2.3		Por Sorte		
1934	Lasarte B	17.315	Luigi Fagioli	Mercedes Benz W25 8L	Rudolf Caracciola	Mercedes Benz W25 8L	53"0	Tazio Nuvolari	Bugatti 59	1'17"0	Por Sorte		
1935	Lasarte B	17.315	Rudolf Caracciola	Mercedes Benz W25 4.0 8L	Luigi Fagioli	Mercedes Benz W25 4.0 8L		Manfred V Brauchistch	Mercedes Benz W25 4.0 8L		Por Sorte		
1951	Pedralbes B	6.308	Juan Manuel Fangio	Alfa Romeo 159 M 1.5 8l 2C	José Froilán Gonzalez	Ferrari 375 4.5 V12	54"37	Giuseppe Farina	Alfa Romeo 159 1.5 8L 2C	1'45"63	Alberto Ascari	Ferrari 375 4.5 V12 2'10"59	
1954	Pedralbes B	6.308	Mike Hawthom	Ferrari 4L	Luigi Musso	Maserati 250 6L	1'13"12	Juan Manuel Fangio	Mercedes W196 8L	1 vta	Alberto Ascari	Lancia D50 V8	2'18"1
1967	Jarama A	3.404	Jim Clark	Lotus 49-Ford Cosworth DFV V8	Graham Hill	Lotus 49-Cosworth DFV V8	15"2	Jack Brabham	Brabham BT19-Cosworth DFV	1'11"5	Jim Clark	Lotus 49-Cosworth DFV V8	1'28"6
1968	Jarama A	3.404	Graham Hill	Lotus 49-Cosworth DFV	Denis Hulme	Mclaren M7A-Cosworth V8	16"0	Brian Redman	Cooper T86B-BRM V12	1 vta	Chris Amon	Ferrari 312 V12	1'27"9
1969	Montjuic	3.790	Jackie Stewart	Matra MS80-Cosworth DFV	Bruce McLaren	Mclaren M7C-Cosworth V8	2 vtas	Claio Regazzoni	Matra MS80-Cosworth DFV	3 vtas	Jochen Rindt	Lotus 49B-Cosworth DFV V8	1'25"7
1970	Jarama A	3.404	Jackie Stewart	March 701-Cosworth DFV	Bruce McLaren	Mclaren M14A-Cosworth DFV	1 vta	Mario Andretti	March 701-Cosworth DFV V8	1 vta	Jack Brabham	Brabham BT33-Cosworth DFV8	1'23"9
1971	Montjuic	3.790	Jackie Stewart	Tyrrell 003-Cosworth DFV V8	Jacky Ickx	Ferrari 312B 12 boxer	3"4	Chris Amon	Matra Simca MS120B V12	58"1	Jacky Ickx	Ferrari 312B 12 boxer	1'25"9
1972	Jarama A	3.404	Emerson Fitipaldi	Lotus 72D-Cosworth DFV V8	Jacky Ickx	Ferrari 312B2 12 boxer	18"92	Clay Regazzoni	Ferrari 312B2 12 boxer	1 vta	Jacky Ickx	Ferrari 312B2 12 boxer	1'18"43
1973	Montjuic	3.790	Emerson Fitipaldi	Lotus 72-Cosworth DFV V8	François Cévert	Tyrrell 006-Cosworth DFV V8	42"7	George Folmer	Shadow DN1-Cosworth DFV8	1'13"1	Ronnie Peterson	Lotus 72-Cosworth DFV V8	1'21"8
1974	Jarama A	3.404	Niki Lauda	Ferrari 312B3 12 boxer	Clay Regazzoni	Ferrari 312B3 12 boxer	35"60	Emerson Fitipaldi	Mclaren M23-Cosworth DFV8	1 vta	Niki Lauda	Ferrari 312B3 12 boxer	1'18"44
1975	Montjuic	3.790	Jochen Mass	Mclaren M23-Cosworth DFV V8	Jacky Ickx	Lotus 72-Cosworth DFV V8	1"1	Carlos Reutemann	Brabham BT44B-Cosworth	1 vta	Niki Lauda	Ferrari 312T	1'23"5
1976	Jarama A	3.404	James Hunt	Mclaren M23-Cosworth DFV V8	Niki Lauda	Ferrari T2-76 12 boxer	30"97	Gunnar Nilsson	Lotus 77-Cosworth DFV V8	48"02	James Hunt	Mclaren M23-Cosworth DFV V8	1'18"52
1977	Jarama A	3.404	Mario Andretti	Lotus 78-Cosworth DFV V8	Carlos Reutemann	Ferrari 312T2 12 boxer	15"85	Jody Scheckter	Wolf Wr2-Cosworth DFV V8	24"51	Mario Andretti	Lotus 78-Cosworth DFV V8	1'18"70
1978	Jarama A	3.404	Mario Andretti	Lotus 79-Cosworth DFV V8	Ronnie Peterson	Lotus 78-Cosworth DFV V8	19"56	Jacques Laffite	Ligier JS9-Matra V12	37"24	Mario Andretti	Lotus 79-Cosworth DFV V8	1'16"39
1979	Jarama A	3.404	Patrick Depailler	Ligier JS11-Cosworth DFV V8	Carlos Reutemann	Lotus 79-Cosworth DFV V8	20"94	Mario Andretti	Lotus 80-Cosworth DFV V8	27"31	Jacques Laffite	Ligier JS10 Ford	1'14"50
1980	Jarama B	3.312	Alan Jones	Williams FW07B-Cosworth DFV	Elio de Angelis	Lotus 81-Cosworth DFV V8	1'12"271	Jochen Mass	Arrows A3-Cosworth DFV V8	50"904	Jacques Laffite	Ligier JS11/15-Cosworth DFV	1'12"64
1981	Jarama B	3.312	Giles Villeneuve	Ferrari 126 CK V6 Turbo	Jacques Laffite	Ligier JS17-Matra V12	0"21	John Watson	Mclaren MP4/2-CosworthDFV	0"58	Jacques Laffite	Ligier JS17-Matra V12	1'13"754
1986	Jerez	4.218	Ayrton Senna	Lotus 98T-Renault V6 Turbo	Nigel Mansell	Lotus 98T-Renault V6 Turbo	0"014	Alain Prost	Mclaren MP4/3c TAGPorsche	21"552	Ayrton Senna	Lotus 98T-Renault V6 turbo	1'21"605
1987	Jerez	4.218	Nigel Mansell	Williams FW11B-Honda V6 Turbo	Alain Prost	Mclaren MP4/3 TAGPorsche V8	22"225	Stefan Johansson	Mclaren MP4/3-TAG Porsche	30"828	Nelson Piquet	Williams FW11B-Honda V6 turbo	1'22"461
1988	Jerez	4.218	Alain Prost	Mclaren MP4/4-Honda V6 Turbo	Nigel Mansell	Williams FW12-Judd V8	26"232	Alessandro Nannini	Benetton B188-Ford V8	35"446	Ayrton Senna	Mclaren MP4/4-Honda V6 turbo	1'24"067
1989	Jerez	4.218	Ayrton Senna	Mclaren MP4/5 Honda V10	Gerhard Berger	Ferrari 640 V12	27"051	Alain Prost	Mclaren MP4/5-Honda V10	45"788	Ayrton Senna	Mclaren MP4/5-Honda V10	1'20"291
1990	Jerez	4.218	Alain Prost	Ferrari 641 F1 90 V12	Nigel Mansell	Ferrari 641 V12	22"064	Alessandro Nannini	Benetton B190-Ford V8	34"874	Ayrton Senna	Mclaren MP4/5B Honda V10	1'18"387
1991	Catalunya	4.747	Nigel Mansell	Williams FW14-Renault V10	Alain Prost	Ferrari 642 V12	11"331	Ricardo Patresse	Williams FW14-Renault V10	15"909	Gerhard Berger	Mclaren MP4/6-Honda V12	1'18"751
1992	Catalunya	4.747	Nigel Mansell	Williams FW14B-Renault V10	M. Schumacher	Benetton Ford B 192	23"914	Jean Alesi	Ferrari F92 A	26"462	Nigel Mansell	Williams FW14B-Renault V10	1'20"190
1993	Catalunya	4.747	Alain Prost	Williams FW15C-Renault V10	Ayrton Senna	Mclaren MP4/8-Ford V8	16"873	Michael Schumacher	Benetton B193 B-Ford V8	27"125	Alain Prost	Williams FW15C-Renault V10	1'17"809
1994	Catalunya	4.747*	Damon Hill	Williams FW16-Renault V10	M. Schumacher	Benetton Ford V8 B 194	24"166	Mark Blundell	Tyrrell 022/Yamaha V10	86"969	M. Schumacher	Benetton Ford V8 B 194	1'21"908
1995	Catalunya	4.727	Michael Schumacher	Benetton B 195-Renault V10	Johnny Herbert	Benetton B 195-Renault	51"988	Gerhard Berger	Ferrari 412 T2-Ferrari V12	1'05"237	M. Schumacher	Benetton B 195-Renault V10	1'21"452
1996	Catalunya	4.727	Michael Schumacher	Ferrari F310-Ferrari V10	Jean Alesi	Benetton B 196-Renault	45"302	Jacques Villeneuve	Williams FW18-Renault V10	48"388	Damon Hill	Williams FW17-Renault V10	1'20"650
1997	Catalunya	4.727	Jacques Villeneuve	Williams FW 19-Renault V10	Olivier Panis	Prost / JS45-Mugen Honda	05"804	Jean Alesi	Benetton B 197-Renault V10	12"534	J. Villeneuve	Williams FW19-Renault V10	1'16"525
1998	Catalunya	4.727	Mika Hakkinen	Mclaren MP4/13-Mercedes V10	David Coulthard	Mclaren MP4/13-Mercedes V10	09"439	Michael Schumacher	Ferrari F398-Ferrari V10	47"094	M. Hakkinen	Mclaren MP4/13-Mercedes V10	1'20"262
1999	Catalunya	4.727	Mika Hakkinen	Mclaren MP4/14-Mercedes V10	David Coulthard	Mclaren MP4/14-Mercedes V10	06"238	Michael Schumacher	Ferrari F399-Ferrari V10	10"845	M. Hakkinen	Mclaren MP4/14-Mercedes V10	1'22"088
2000	Catalunya	4.727	Mika Hakkinen	Mclaren MP4/15-Mercedes V10	David Coulthard	Mclaren MP4/15-Mercedes V10	16"066	Rubens Barrichello	Ferrari F2000-Ferrari V10	29"112	M.Schumacher	Ferrari F2000-Ferrari V10	1'20"974
2001	Catalunya	4.727	Michael Schumacher	Ferrari F1-2001 Ferrari V10	Juan Pablo Montoya	Williams FW16	40"738	Jacques Villeneuve	BAR Honda 003 V10	49"626	M. Schumacher	Ferrari F1-2001 Ferrari V10	1'18"201
2002	Catalunya	4.727	Michael Schumacher	Ferrari F2002	Juan Pablo Montoya	Williams FW24	35"630	David Coulthard	Mclaren MP4-17	42"623	M. Schumacher	Ferrari F2002	1'16"364
2003	Catalunya	4.727	Michael Schumacher	Ferrari 2003 GA	Fernando Alonso	Renault R23	5"716	Rubens Barrichello	Ferrari 2003 GA	18"001	M. Schumacher	Ferrari 2003 GA	1'17"762
2004	Catalunya	4.627	Michael Schumacher	Ferrari F2004	Rubens Barrichello	Ferrari F2004	13.290	Jarno Trulli	R24	32,294	M. Schumacher	Ferrari F2004	1'15"022
2005	Catalunya	4.627	Kimi Räikkönen	Mclaren MP4-20	Fernando Alonso	Renault R25	27"600	Jarno Trulli	R25	45,900	K. Räikkönen	Mclaren MP4.20	2:31.421
2006	Catalunya	4.627	Fernando Alonso	Renault R26	M. Schumacher	Ferrari	18"502	Giancarlo Fisichella	R26	23,951	F.Alonso	R26	1:14.648
2007	Catalunya	4.655	Felipe Massa	Ferrari F2007	Lewis Hamilton	Mclaren MP4-22	06"700	Fernando Alonso	Mclaren MP4-22	17,400	Felipe Massa	Ferrari F2007	1:21.421
2008	Catalunya	4.655	Kimi Räikkönen	Ferrari F2008	Felipe Massa	Ferrari F2008	03"228	Lewis Hamilton	Mclaren MP4-23	4"187	Kimi Räikkönen	Ferrari F2008	1:21.813
2009	Catalunya	4.655	Jenson Button	Brawn BGP 001	Rubens Barrichello	Brawn BGP 001	13"056	Mark Webber	Red Bull RB5	13"924"	Jenson Button	Brawn GBP 001	1:20.527
2010	Catalunya	4.655	Mark Webber	Red Bull RB6	Fernando Alonso	Ferrari F10	24"065	Sebastian Vettel	Red Bull RB6	51"338	Mark Webber	Red Bull RB6	1:19.995

SpanishGP Record (1913 - 2022)

Año Year Any	Circuito Circuit Circuit	Long. L.track Long.	Ganador Winner Guanyador	Auto Car Auto	Segundo Second Segon	Auto Car Auto	a	Tercer Third Tercer	Auto Car Auto	a	P.Preferent Poleman P.Preferent	Auto Car Auto	Tiempo Time Temps
2011	Catalunya	4.655	Sebastian Vettel	Red Bull RB7	Lewis Hamilton	McLaren MP4-26	00'630	Jenson Button	McLaren MP4-26	35'067	Mark Webber	Red Bull RB7	1:20.981
2012	Catalunya	4.655	Pastor Maldonado	Williams FW34	Fernando Alonso	Ferrari F2012	03'195	Kimi Raikkonen	Lotus E20	03'884	Pastor Maldonado	Williams FW34	1:22.285
2013	Catalunya	4.655	Fernando Alonso	Ferrari F138	Kimi Raikkonen	Lotus E21	09'338	Felipe Massa	Ferrari F138	26'049	Nico Rosberg	Mercedes F1 W04	1:20.718
2014	Catalunya	4.655	Lewis Hamilton	Mercedes F1 W05	Nico Rosberg	Mercedes F1 W05	00'646	Daniel Ricciardo	Red Bull RB10	49'014	Lewis Hamilton	Mercedes F1 W05	1:25.232
2015	Catalunya	4.655	Nico Rosberg	Mercedes F1 W06 Hybrid	Lewis Hamilton	Mercedes F1 W06 Hybrid	17'551	Sebastian Vettel	Ferrari SF15-T	45'342	Nico Rosberg	Mercedes F1 W06 Hybrid	1:24.681
2016	Catalunya	4.655	Max Verstappen	Red Bull RB12	Kimi Räikkönen	Ferrari SF16-H	00'616	Sebastian Vettel	Ferrari SF16-H	05'581	Lewis Hamilton	Mercedes F1 W07 Hybrid	1:22.000
2017	Catalunya	4.655	Lewis Hamilton	Mercedes F1 W08 EQ Power+	Sebastian Vettel	Ferrari SF70-H	03'490	Daniel Ricciardo	Red Bull RB13	75'820	Lewis Hamilton	Mercedes F1 W08 EQ Power+	1:19.149
2018	Catalunya	4.655	Lewis Hamilton	Mercedes F1 W09 EQ Power+	Valtteri Bottas	Mercedes F1 W09 EQ Power+	20'593	Max Verstappen	Red Bull RB14	75'820	Daniel Ricciardo	Red Bull RB14	1:18.441
2019	Catalunya	4.655	Lewis Hamilton	Mercedes F1 W10 EQ Power+	Valtteri Bottas	Mercedes F1 W10 EQ Power+	04'074	Max Verstappen	Red Bull RB15	07'679	Valtteri Bottas	Mercedes F1 W10 EQ Power+	1:15.406
2020	Catalunya	4.655	Lewis Hamilton	Mercedes F1 W11 EQ Perform.	Max Verstappen	Red Bull RB16	24'177	Valtteri Bottas	Mercedes F1 W11 EQ Perform.	44'752	Lewis Hamilton	Mercedes F1 W11 EQ Perform	1:15.584
2021	Catalunya	4.675	Lewis Hamilton	Mercedes F1 W12 E Perform.	Max Verstappen	Red Bull RB16B	15'841	Valtteri Bottas	Mercedes F1 W12 E Perform.	26'610	Lewis Hamilton	Mercedes F1 W12 E Perform.	1:16.741
2022	Catalunya	4.675	Max Verstappen	Red Bull RB18	Sergio Pérez	Red Bull RB18	13'072	George Russell	Mercedes F1 W13 E Perform	32'927	Charles Leclerc	Ferrari F1-75	1:18.750

* Con chicane artificial de neumáticos - With "Beirut" tyres chicane – Amb xicane artificial de pneumàtics



**Circuit de
Barcelona**
CATALUNYA

