



**2017 FORMULA 1  
GULF AIR  
BAHRAIN GRAND PRIX**

**SAKHIR  
14-15-16 APRIL**




**formulaone<sup>TM</sup>media**

OFFICIAL MEDIA KIT

## CONTENTS

### PART 1 GENERAL INFORMATION

Foreword by Bahrain International Circuit	4
Timetable (Issue 2)	5-6
Circuit Map	7
Bahrain International Circuit – Specifications	8- 
Bahrain International Circuit – Additional Information	10-11
Bahrain International Circuit – A-Z	12-14

### PART 2 MEDIA SERVICES

Responsibilities: Organisation & Racetrack	15
Responsibilities: FIA & Media Centre	16
Accreditation & Media Centre Opening Times	17-18
Press Conferences	19

### PART 3 2017 FIA FORMULA 1 WORLD CHAMPIONSHIP

Calendar	20
Entry List	21
Drivers at a Glance	22
Teams at a Glance	23

#### 2017 Circuit Characteristics:

Grand Prix Characteristics: Australia Grand Prix	24-25
Grand Prix Characteristics: China Grand Prix	26-27
Grand Prix Characteristics: Bahrain Grand Prix	28
Grand Prix Characteristics: Russia Grand Prix	29
Grand Prix Characteristics: Spain Grand Prix	30
Grand Prix Characteristics: Monaco Grand Prix	31
Grand Prix Characteristics: Canada Grand Prix	32
Grand Prix Characteristics: Azerbaijan Grand Prix	33
Grand Prix Characteristics: Austria Grand Prix	34
Grand Prix Characteristics: British Grand Prix	35
Grand Prix Characteristics: Hungary Grand Prix	36
Grand Prix Characteristics: Belgium Grand Prix	37
Grand Prix Characteristics: Italy Grand Prix	38
Grand Prix Characteristics: Singapore Grand Prix	39
Grand Prix Characteristics: Malaysia Grand Prix	40
Grand Prix Characteristics: Japan Grand Prix	41
Grand Prix Characteristics: United States Grand Prix	42
Grand Prix Characteristics: Mexico Grand Prix	43
Grand Prix Characteristics: Brazil Grand Prix	44
Grand Prix Characteristics: Abu Dhabi Grand Prix	45

**PART 4 TEAMS & DRIVERS**

Mercedes AMG Petronas Formula One Team	46
Scuderia Ferrari	47
Williams Martini Racing	48
Red Bull Racing	49
Sahara Force India F1 Team	50
Scuderia Toro Rosso	51
Sauber F1 Team	52
McLaren Honda Formula One Team	53
Haas F1 Team	54
Renault Sport Formula One Team	55

**PART 5 STATISTICS**

2016 FIA F1 World Championship Statistical Data	56-57
Bahrain Grand Prix History Statistics – Previous Winners	58
Drivers & Constructors Classification: End of 2016 Season	61
2016 Results at a Glance	62

**PART 6 HISTORY BOOK: FIGURES/FACTS/STATISTICS**

Driver World Champions 2016 – 1982	63
Driver World Champions 1981 – 1950	64
Constructor World Champions 2016 – 1982	65
Constructor World Champions 1981 - 1958	66
Driver Records: The Most	67
Team Records: The Most	68

**PART 7 RULES & REGULATIONS**

New Rules in 2017	69
Formula One Regulations	70-76
The Flags	77

**PART 8 SUPPORT RACES**

Formula 2 Championship	78-83
Porsche GT3 Cup	84-87
TCR INTERNATIONAL SERIES	88-89

Dear Formula 1 Fans,

Welcome to the Home of Motorsport in the Middle East and to the third round of the 2017 Formula One World Championship.

Since F1 was last in the Kingdom of Bahrain, Formula One has entered a new era, both on and off the track. I would therefore first like to welcome our new partners from Liberty Media and look forward to working with them over the coming years to ensure that Formula One continues to hold its position at the top of global sport.

On the track, there can be no question that we are in for quite a spectacle, with new regulations leading to a step change in speed for these incredible machines. I wish to congratulate all the teams in stepping up to this new challenge and look forward to many new lap records being set over the weekend.

Major events such as an F1 race weekend is what BIC is made for, but it would not be possible without the considerable efforts of the team at BIC throughout the year which make it happen on the ground. On behalf of the Board, I thank them, together with the Bahrain Motor Federation, Motorsport Marshalls Club of Bahrain and all others who help make the show happen.

We hope you enjoy the weekend and make the most of everything that BIC has to offer, both on and off the track, for what we hope will be an unforgettable experience.

**ARIF RAHIMI**  
**CHAIRMAN OF THE BOARD**  
**Bahrain International Circuit**

## TIMETABLE - 2017 FORMULA ONE GULF AIR BAHRAIN GRAND PRIX

### THURSDAY

10:00	16:00	FORMULA ONE	INITIAL SCRUTINEERING
15:00		FORMULA ONE	PRESS CONFERENCE - PRESS ROOM
16:00		FORMULA ONE	TEAM MANAGERS MEETING
17:00		F2	DRIVERS' MEETING
17:00	18:45	FORMULA ONE	3-DAY TICKET HOLDER PIT LANE WALK ONLY
17:00	19:00	FORMULA ONE	TRACK CLOSED FIA/FOM SYSTEMS CHECKS
			TRACK ACCESS RESTRICTED TO FIA/FOM ONLY
17:45		FORMULA ONE	TRACK INSPECTION, TRACK COMPLETELY CLEAR
18.00	19.00	FORMULA ONE	HIGH SPEED TRACK TEST - FIA SAFETY AND MEDICAL CARS

### FRIDAY

10:00		FORMULA ONE	MEDICAL INSPECTION
10:15	10:30	FORMULA ONE	TRACK INSPECTION AND TRACK TEST
10:45	11:05 <sup>1</sup>	TCR INTERNATIONAL SERIES	FIRST PRACTICE SESSION
11:30	12:15 <sup>1</sup>	F2	PRACTICE SESSION
12:30	13:30	FORMULA ONE	PADDOCK CLUB PIT LANE WALK
12:40	13:10 <sup>1</sup>	PORSCHE GT3 CUP ME	PRACTICE SESSION
13:30	13:40	FORMULA ONE	TRACK INSPECTION
<b>14:00</b>	<b>15:30<sup>1</sup></b>	<b>FORMULA ONE</b>	<b>FIRST PRACTICE SESSION</b>
15:45	17:00	FORMULA ONE	PADDOCK CLUB PIT LANE WALK
15.55	16:15 <sup>1</sup>	TCR INTERNATIONAL SERIES	SECOND PRACTICE SESSION
16:40	17:00	PORSCHE GT3 CUP ME	QUALIFYING SESSION
17:30	17:40	FORMULA ONE	TRACK INSPECTION
<b>18:00</b>	<b>19:30<sup>1</sup></b>	<b>FORMULA ONE</b>	<b>SECOND PRACTICE SESSION</b>
20:00	20:30	F2	QUALIFYING SESSION
20:00	21:00	FORMULA ONE	PRESS CONFERENCE – PRESS ROOM
21:00		FORMULA ONE	DRIVERS MEETING
21:00	21:45	TRACK ACTIVITY	MARSHAL PIT LANE WALK

<sup>1</sup> Fixed End Sessions

PLEASE NOTE THAT THIS TIMETABLE IS SUBJECT TO AMENDMENTS

## TIMETABLE - 2017 FORMULA ONE GULF AIR BAHRAIN GRAND PRIX

### SATURDAY

10:15		FORMULA ONE	MEDICAL INSPECTION
10:30	10:45	FORMULA ONE	TRACK INSPECTION AND SAFETY CAR TEST
11:00	11:30	TCR INTERNATIONAL	QUALIFYING SESSION
11:40	12:40	FORMULA ONE	PADDOCK CLUB PIT LANE WALK
<b>11:55*</b>	<b>12:25*</b>	<b>PORSCHE GT3 CUP</b>	<b>FIRST RACE (10 LAPS OR 25 MINS)</b>
12:30	13:30	PROMOTER ACTIVITY	DRIVERS AUTOGRAPH SESSION
12:55		F2	PIT LANE OPEN
13:00		F2	PIT LANE CLOSED
<b>13:10*</b>	<b>14:15<sup>2</sup></b>	<b>F2</b>	<b>FIRST RACE (32 LAPS OR 60 MINS)</b>
14:30	14:40	FORMULA ONE	TRACK INSPECTION
<b>15:00</b>	<b>16:00<sup>1</sup></b>	<b>FORMULA ONE</b>	<b>THIRD PRACTICE SESSION</b>
16:15	17:30	FORMULA ONE	PADDOCK CLUB PIT LANE WALK
<b>16:30</b>	<b>16:55<sup>2</sup></b>	<b>TCR INTERNATIONAL SERIES</b>	<b>FIRST RACE (10 LAPS OR 20 MINS)</b>
17:30	17:40	FORMULA ONE	TRACK INSPECTION
<b>18:00</b>	<b>19:00</b>	<b>FORMULA ONE</b>	<b>QUALIFYING SESSION</b>

### SUNDAY

12:15		FORMULA ONE	MEDICAL INSPECTION
12:30	12:45	FORMULA ONE	TRACK INSPECTION TRACK TEST
<b>13:00*</b>	<b>13:25<sup>2</sup></b>	<b>TCR INTERNATIONAL SERIES</b>	<b>SECOND RACE (10 LAPS OR 20 MINS)</b>
14:00		F2	PIT LANE OPEN
14:05		F2	PIT LANE OPEN CLOSED
<b>14:15*</b>	<b>15:05<sup>2</sup></b>	<b>F2</b>	<b>SECOND RACE (23 LAPS OR 45 MIN)</b>
<b>15:30*</b>	<b>16:00<sup>2</sup></b>	<b>PORSCHE GT3 CUP ME</b>	<b>SECOND RACE (10 LAPS OR 25 MINS)</b>
15:30	17:15	FORMULA ONE	PADDOCK CLUB PIT LANE WALK
16:30		FORMULA ONE	DRIVERS TRACK PARADE
16:45	17:15	FORMULA ONE	STARTING GRID PRESENTATION
17:00		FORMULA ONE	MEDICAL INSPECTION
17:10	17:20	FORMULA ONE	TRACK INSPECTION
17:30		FORMULA ONE	PIT LANE OPEN
17:40		FORMULA ONE	PIT LANE CLOSED GRID FORMATION
17:46		FORMULA ONE	NATIONAL ANTHEM
<b>18:00*</b>	<b>20:00<sup>2</sup></b>	<b>FORMULA ONE</b>	<b>GRAND PRIX (57 LAPS OR 120 MINS)</b>

\* These times refer to the start of the formation lap <sup>1</sup> Fixed End Session <sup>2</sup> Approximate Finishing time  
PLEASE NOTE THAT THIS TIMETABLE IS SUBJECT TO AMENDMENTS

## BAHRAIN INTERNATIONAL CIRCUIT MAP



## **BAHRAIN INTERNATIONAL CIRCUIT - SPECIFICATIONS**

---

### **Five different individual tracks and one drag strip:**

- 2.55km Inner track with a width varying between 14m – 15m (8 turns)
- 3.664km Outer track with a width varying between 14m – 17m (10 turns)
- 5.412km Grand Prix track with a width varying between 14m – 22m width
- 6.4km Full Circuit with a width varying between 14m – 22m
- 3.7km Paddock Circuit 14m – 22m width (9 turns)
- 1.2km Drag strip with a width of 18.5m (a part of the National Hot Rod Association Worldwide Network)

### **Specifications of the Grand Prix track:**

- Investment \$150 million US
- Maximum uphill slope: 3.60%
- Maximum downhill slope: 5.60%
- Height between the lowest and highest points on the circuit: 0 to 18m
- 15 turns (9 right and 6 left)
- Forecast lap time for a 2.4-litre Formula One car: 1min 31secs
- Length of start/finish straight 1,090 m
- Four straights:
  - Pit straight: 1,090m
  - Straight 2: 555m
  - Straight 3: 680m
  - Straight 4: 750m



## **BAHRAIN INTERNATIONAL CIRCUIT ALSO INCLUDES:**

---

- An 8-storey VIP tower (Sakhir Tower) with Roof Terrace, VIP Suites, Restaurant and Administration Offices
- A total seating capacity for 45,000 spectators
- Main Grandstand for 10,500 spectators and first class hospitality suites
- 47 VIP Hospitality Suites in the Main and Oasis Grandstands
- State-of-the-art Pit and Paddock complex for 11 Grand Prix teams, their cars, equipment and support staff
- Oasis Complex that includes 3,000-seat Grandstand and a second pit building for support race and vehicle testing technical support
- Race Control Tower with the latest technology including a nerve centre with 41 remote controlled security cameras with zoom capability to enable Race Officials to monitor every aspect of the race track from a central point
- A complete technical resource centre dedicated to Formula One scrutineering and regulation control
- Dedicated buildings for 18 international racing teams
- Administration and hospitality buildings
- Medical Centre constructed and equipped to stringent FIA Medical Commission and International racing standards
- Television Broadcast Centre for International and Regional broadcasters
- Media Centre for 500 journalists with 260 television sets
- Photographers' Centre for 120 International and Regional photographers
- Under-the-track pedestrian and vehicle tunnels
- Vending area for merchandising
- New dual carriageway road access from Manama to Circuit
- Parking facilities for 13,000 cars


## **BAHRAIN INTERNATIONAL CIRCUIT - ADDITIONAL INFORMATION**

---

### **Personnel**

- 600 Race track Marshals
- 750 TV technicians and commentators
- 700 Cleaners, electricians and technicians
- 97 Medical staff, 25 of which are doctors
- 60 BIC Administration
- 700 Catering and Merchandising staff
- 800 Security staff
- 1,000 Policemen

### **Construction details**

- Workforce: 3,000+ at peak time
- Total man-hours worked: 8,265,000hrs
- Total Sub base for track: 272,648m
- Total Asphalt base course: 60,000MT
- Total Asphalt binding course: 30,000MT
- Total Asphalt wearing course: 30,000MT
- Total run-off area: 140,000m<sup>2</sup>
- Total grass carp  5,000m<sup>2</sup>
- Total quantity of concrete used: 70,000m<sup>3</sup>
- Total Steel: 8,500 MT
- Total rock excavation: 968,459m<sup>3</sup>
- Total filling: 500,000m<sup>3</sup>
- Total length of tyre barriers: 4,100m
- Total number of tyres: 82,000
- Total guardrail: 12,000m
- Total FIA safety fencing: 5,000m

## **BAHRAIN INTERNATIONAL CIRCUIT - ADDITIONAL INFORMATION CONT.**

---

### **Other Facilities**



- A Technical Resource Centre dedicated to the Formula One Grand Prix or any other international race event, located on the start/finish straight
- Main Grandstand with first-class hospitality suites
- Dedicated support buildings for international racing teams
- Administration and hospitality buildings
- Multi-purpose second pit building with lounges and a grandstand for 6,000 spectators
- A Medical Centre constructed and equipped to the defined International Standards
- A Broadcast Centre for International and National media
- A Media Centre with seating for 500 journalists
- Under-track pedestrian and vehicle tunnels
- VIP viewing tower
- Helicopter landing facilities
- Bahrain International Karting Circuit

### **State-of-the-Art Lighting System on Track:**

- 495 light poles erected along the track
- Each pole 10 to 45 meters in height
- 5,000 luminaries
- 500km of cabling
- Provides light necessary for HDTV broadcasting

## **BAHRAIN INTERNATIONAL CIRCUIT - A-Z**

---

**BIC TV/BIC Radio** - BIC TV will transmit live on the giant screens all the on-and off-track activities at the circuit, keeping the fans involved and up-to-date with the day's events. BIC's radio broadcast will be transmitted on 107.0 FM and provided in both Arabic and English. Listeners at the circuit as well as across the island will be able to follow commentaries on the races and all other activities around the Grand Prix as well as updates and latest news on all F1 events.

**Celebrities** - The Kingdom of Bahrain draws a glittering array of stars to the BIC from across the globe each year. To date, they have included Olympic legends Michael Johnson and Sir Steve Redgrave, golf icons Colin Montgomerie, Paul Casey, Camilo Villegas, Retief Goosen, Sergio Garcia and many more. Pop stars Ragheb Alama, John Legend, Anouska, Jay Kay, Mick Hucknall and Michael Jackson; rock superstar Eric Clapton, Rick Parfitt and Nick Mason; tennis hero Boris Becker and royalty from across Europe and the Middle East.

**Dragster Xperience** - One of BIC's most popular products offers the public a chance to enjoy a passenger ride in a Top Fuel Dragster – the fastest car in the sport of drag racing. Power down BIC's quarter-mile drag strip, which is a part of the 'National Hot Rod Association Worldwide Network', in blistering speed. Accelerate from zero to 100kph in just one second, while experiencing G-forces of up to 2Gs charging off the start line. BIC's special fleet of Top Fuel Dragsters can seat two passengers at a time along with one driver.

**Enrique Iglesias** - The biggest Latin recording artist in music history will be performing live at the 2017 Formula 1 Gulf Air Bahrain Grand Prix. He has signed on to be the headlining performer at this year's Formula 1 extravaganza and will be taking to the stage on Saturday, April 15th, night of the race weekend.

**Excellence** - In 2007 the BIC became the first active Formula 1™ venue to be recognized as a Centre of Excellence by the FIA Institute for its commitment to setting new standards in motor sport safety and its dedication to translate lessons learned from the sport into saving lives on the highway.

**Further Off Track Events** - BIC is also a favorite venue for hosting a range of off-track events. Some of the major non-racing events held at the circuit include the Bahrain International Air Show, the Bahrain International Motor Show and Challenge Bahrain triathlon to name a few.

**Glue** - This legendary, indeed mythical, substance, was alleged to be keeping the sands of the Sakhir desert at bay prior to the inaugural Gulf Air Bahrain Grand Prix in 2004. Sadly this great story wasn't true then and isn't true today.

**History** - On the 14th September 2002, the Kingdom of Bahrain signed a long-term agreement with Formula 1™ Management Ltd to host a round of the FIA Formula 1™ World Championship, starting from 2004.

## **BAHRAIN INTERNATIONAL CIRCUIT - A-Z CONT...**

---

**Interactive Entertainment** - Each year the Formula 1™ Village is filled with a three-day festival of entertainment. In the Gulf, major occasions are as much a social event as a sporting spectacle and the BIC goes further each year to provide live performances, eye-catching artists and enjoyable opportunities that create a unique ambience focused on entertaining the ticket buying public.

**Journalists** - The BIC Media Centre can host up to 500 journalists from around the world, offering a state-of-the-art, modern communication infrastructure. ISDN, ADSL and direct lines as well as data uplinks are available in the Media Centre for Photographers.

**Karting** - BIC has opened a state-of-the-art karting facility, named Bahrain International Karting Circuit. The track has been designed to the highest international standards, and it is capable of hosting world championship-level events under the Commission Internationale de Karting-Federation Internationale de l'Automobile (CIK-FIA). The venue's CIK circuit is 1.414 kilometers in distance and it features 14 turns. The Bahrain International Karting Circuit offers a wide array of experiences for the avid karter, including a Formula One-inspired Mini Grand Prix. It is also the only karting track in the world that can hold night racing under CIK standards, as the facility boasts a series of floodlights of 150 in all.

**Live Acts** - An extra-special line-up of entertainment has been put together by BIC for the enjoyment of all those in attendance headlined by Enrique Iglesias. Electronic dance music icon Steve Aoiki also performs Saturday, while other artists will be taking to the stage on Friday, including superstar DJs Dimitri Vegas and Like Mike, and MATTN.

**Marshals** - Coordinated by the Bahrain Motor Federation, the event's sporting organizer, a total of 800 marshals will work at the BIC through the Grand Prix weekend. Amongst these will be 38 sector and deputy marshals overseeing 8-10 marshals each, 25 working in the pit lane and 50 on the starting grid. There will be 120 fire marshals, 150 track marshals and a team of 30 doctors and medics.

**Non-alcoholic** - Podium celebrations in Bahrain are characterised by the spraying of Waard as a substitute for the traditional champagne, in accordance with local custom. Waard is a blend of rose water, locally produced pomegranate juice and sparkling water that is blended and bottled locally, specifically for the Grand Prix weekend.

**Pit Walkabout** - All three-day ticket holders will have access to the pit lane on the Thursday before the race weekend.

## **BAHRAIN INTERNATIONAL CIRCUIT - A-Z CONT...**

---

**Quality** - Bahrain International Circuit (BIC) prides itself on the quality of off-track entertainment it offers fans each year at the Formula One Gulf Air Bahrain Grand Prix. There are world-class attractions at the Formula One Village vending area. A long list of globally renowned acts will be performing live, perfectly complementing the wide array of activities, game stalls, show and kids' activities, all of which can be enjoyed all weekend.

**Run Off Area** - Providing eight meters both sides of the track on the straights and up to 10 meters on the outside of corners, the run-off areas feature different designs of Arabic artwork and script, designed as a themed journey both to enhance the presentation for viewers and to provide the drivers with optimum safety.

**Support Series** - The Porsche GT3 Cup Challenge Middle East will be back again in 2017 as the support race as well as the F2 (former GP2 Series) and TCR International Series.

**Track Hire** - The BIC serves as a unique setting for corporate functions. Open for hire, companies are able to access the BIC to stage business conferences and exhibitions, film a TV commercial, or rent time on the circuit for private racing events.

**Underpinning the Economy** - The Bahrain Grand Prix is a significant contributor to the national economy, and a vital showcase to global TV audiences. In 2010, the race weekend attracted over 100,000 visitors from across the Middle East region and various international destinations. An independent study illustrated that the 2012 Grand Prix had a gross economic impact of approximately US\$295 million, supporting around 3,000 jobs.

**Vending Area** - The Bahrain International Circuit was designed with the spectator in mind. Accommodating 100,000 visitors on race day, the Grandstand (capacity: 50,000) in particular provides fantastic views of the track and racing action.

**Welsh Granite** - Over 1200 tones of stone were used in the construction of the BIC, a third of it being Welsh granite, which is recognised for its adhesive characteristics and ideal for the track surface.

## **MEDIA SERVICES - RESPONSIBILITIES**

---

### **ORGANISATION**

---

<b>Organising Body</b>	Bahrain Motor Federation P.O. Box 54336, Manama, Kingdom of Bahrain Phone: +973 1745 2000 Fax: +973 1745 2020 Email: info@bmf.com.bh
<b>President</b>	Shaikh Abdulla bin Isa Al Khalifa
<b>Vice-President</b>	Shaikh Salman bin Isa bin Ebrahim Al Khalifa

### **RACE TRACK**

---

<b>Operating Company</b>	Bahrain International Circuit PO Box 26381, Manama, Kingdom of Bahrain Phone: +973 1745 0000 Fax: +973 1745 1111 Email: info@bic.com.bh
<b>Clerk of the Course</b>	Fayez Ramzy Fayez
<b>National Steward</b>	Mazen Al Hilli
<b>Stewards</b>	Paul Gutjahr, Roger Peart, Derek Warwick

## **MEDIA SERVICES - RESPONSIBILITIES CONT...**

---

### **FIA**

---

<b>Race Director, Starter and Safety Delegate</b>	Charlie Whiting
<b>Deputy Race Director</b>	Laurent Mekies
<b>Medical Delegate</b>	Alain Chantegret
<b>Deputy Medical Delegate</b>	Ian Roberts
<b>Head of Technical Department</b>	Marcin Budkowski
<b>Technical Delegate</b>	Jo Bauer
<b>F1 Head of Communications &amp; Media Delegate</b>	Matteo Bonciani
<b>Safety Car Driver</b>	Bernd Mayländer
<b>Medical Car Driver</b>	Alan Van Der Merwe

### **MEDIA CENTER**

---

<b>National Press Officer</b>	Sarah Al Hashimi
<b>National Press Officer Assistant</b>	Mariam Khalil
<b>International Media &amp; PR</b>	Patrick Salomon
<b>Media Accreditation</b>	Mariam Ahmed
<b>Media Centre Coordination</b>	Zahra Nimah



## **MEDIA SERVICES - ACCREDITATION AND MEDIA CENTRE**

---

### **ACCREDITATION**

---

<b>Location</b>	The accreditation centre is located next to Sakhir Service Station (Gulf of Bahrain Avenue)	
<b>Opening Hours</b>	Wednesday 12 <sup>th</sup> April	12.00 hrs - 18.00 hrs
	Thursday, 13 <sup>th</sup> April	10.00 hrs - 21.00 hrs
	Friday, 14 <sup>th</sup> April	10.00 hrs - 19.00 hrs
	Saturday, 15 <sup>th</sup> April	10.00 hrs - 15.00 hrs
	Sunday, 16 <sup>th</sup> April	10.00 hrs - 15.00 hrs (national press only)

### **MEDIA CENTRE & PHOTOGRAPHERS AREA**

---

<b>Location</b>	The Media Centre is located directly in front of you, when you come out of the tunnel that leads from the Media Parking inside the Paddock Area.	
<b>Opening Hours</b>	Wednesday 12 <sup>th</sup> April	10.00 hrs - 22.00 hrs
	Thursday, 13 <sup>th</sup> April	10.00 hrs - 22.00 hrs
	Friday, 14 <sup>th</sup> April	10.00 hrs - 00.00 hrs
	Saturday, 15 <sup>th</sup> April	10.00 hrs - 00.00 hrs
	Sunday, 16 <sup>th</sup> April	10.00 hrs - *until the last journalist/photographer leaves

## MEDIA SERVICES MEDIA CENTRE & PHOTOGRAPHERS AREA CONT...

### Journalists' Room:

- 440 seats.
- 10 public telephones of which 5 are located in a separate area.
- Private telephones on request.
- 5 fax machines.
- ISDN and direct lines as well as data uplinks are available.
- 10 Internet workstations.
- 349 lockers.

### Photographers' Area:

The Photographers' Area comprises the following facilities:

- Photographers' room inside the Media Centre with 100 seats.
- ISDN and direct lines as well as data uplinks are available.
- 100 lockers.

Please obtain a key from the receptionist in the Photographers' room. (A deposit of BD 5 per key is required).




**Television/radio:** 36 operational air-conditioned boxes are available to television and radio commentators below the Grandstand roof

**Media Shuttle:** There is a limited media shuttle service as the International and National Media car parks are very close to the Media Centre and Paddock, which can be reached through a tunnel. This tunnel leads from the Media car park to the entrance of the Media Centre.

**Photographer Shuttle Route:** A photographers' shuttle service is provided from the Race Control Tower to important locations around the track. This service will also be provided during the support races. For further details please check the official notice board in the photographers' area.

**Operating Hours:** Please refer to the schedule on the official notice board in the photographers' room.

**Red Zones:** There are no red zones at the Bahrain International Circuit

**Photographers' Towers:** There are two photographers' towers positioned at the circuit. The first one is located at the first corner. A shuttle service to turn number one  will be offered from the grid during the warm-up lap (pick up on the service road in front of the Main Grandstand). The second one is located at the Pit Lane wall right in front of the podium.

## MEDIA SERVICES - PRESS CONFERENCES

---

**Location:** The Press Conference Room is outside the Media Centre. It is located inside the Formula 1 Paddock on the first floor of the Podium Building. Please follow the signs from the Media Centre to the Press Conference Room.

### Formula 1

**Thursday, 15.00 hrs:**

In the Press Conference Room: for a maximum of 6 drivers chosen by the FIA Head of F1 Communications & Media Delegate

**Friday, 20.00 hrs:**

In the Press Conference Room: 6 team personalities chosen by the FIA Head of F1 Communications & Media Delegate

**Saturday, following the qualifying sessions:**

TV unilateral interview with the top 3 drivers of the qualifying session

**Saturday, after the unilateral interview:**

In the Press Conference Room: top 3 qualifying press conference with top 3 drivers of the qualifying session

**Sunday, following the podium celebrations:**

TV unilateral interview with the top 3 finishing drivers

**Sunday, after the unilateral interview:**

In the Press Conference Room: post-race press conference with the top 3 finishing drivers

**Note:** Photographers are kindly requested to use the steps that have been provided behind the row for the journalists.

All TV unilateral interviews and press conferences will be transmitted into the Media Centre.

**2017 FORMULA ONE WORLD CHAMPIONSHIP CALENDAR**


---

24-26 Mar	ROLEX AUSTRALIAN GRAND PRIX	Melbourne
07-09 Apr	HEINEKEN CHINESE GRAND PRIX	Shanghai
14-16 Apr	GULF AIR BAHRAIN GRAND PRIX	Sakhir
28-30 Apr	VTB RUSSIAN GRAND PRIX	Sochi
12-14 May	GRAN PREMIO DE ESPAÑA PIRELLI	Catalunya
25-28 May	GRAND PRIX DE MONACO	Monte Carlo
09-11 Jun	GRAND PRIX DU CANADA	Montréal
23-25 Jun	AZERBAIJAN GRAND PRIX	Baku
07-09 Jul	GROSSER PREIS VON ÖSTERREICH	Spielberg
14-16 Jul	BRITISH GRAND PRIX	Silverstone
28-30 Jul	FORMULA MAGYAR NAGYDÍJ	Budapest
25-27 Aug	BELGIAN GRAND PRIX	Spa
01-03 Sep	GRAN PREMIO D'ITALIA	Monza
15-17 Sep	SINGAPORE AIRLINES SINGAPORE GRAND PRIX	Singapore
29 Sep-01 Oct	MALAYSIA GRAND PRIX	Kuala Lumpur
06 -08 Oct	JAPANESE GRAND PRIX 	Suzuka
20-22 Oct	UNITED STATES GRAND PRIX*	Austin
27-29 Oct	GRAN PREMIO DE MEXICO	Mexico City
10-12 Nov	GRANDE PREMIO DO BRASIL	São Paulo
24-26 Nov	ETIHAD AIRWAYS ABU DHABI GRAND PRIX	Yas Marina

---

## 2017 FIA FORMULA ONE WORLD CHAMPIONSHIP DRIVER ENTRY LIST

No.	Driver	Country	Team
<b>44</b>	Lewis Hamilton	Great Britain	Mercedes AMG Petronas Formula One Team
<b>77</b>	Valtteri Bottas	Germany	Mercedes AMG Petronas Formula One Team
<b>3</b>	Daniel Ricciardo	Australia	Red Bull Racing
<b>33</b>	Max Verstappen	Netherland	Red Bull Racing
<b>5</b>	Sebastian Vettel	Germany	Scuderia Ferrari
<b>7</b>	Kimi Räikkönen	Finland	Scuderia Ferrari
<b>11</b>	Sergio Perez	Mexico	Sahara Force India F1 Team
<b>31</b>	Esteban Ocon	France	Sahara Force India F1 Team
<b>19</b>	Felipe Massa	Brazil	Williams Martini Racing
<b>18</b>	Lance Stroll	Canada	Williams Martini Racing
<b>2</b>	Fernando Alonso	Spain	McLaren Honda Formula One Team
<b>14</b>	Stoffel Vandoorne	Belgium	McLaren Honda Formula One Team
<b>26</b>	Daniil Kvyat	Russia	Scuderia Toro Rosso
<b>55</b>	Carlos Sainz Jr	Spain	Scuderia Toro Rosso
<b>8</b>	Romain Grosjean	France	Haas F1 Team
<b>20</b>	Kevin Magnussen	Denmark	Haas F1 Team
<b>27</b>	Nico Hulkenberg	Germany	Renault Sport Formula One Team
<b>30</b>	Jolyon Palmer	Great Britain	Renault Sport Formula One Team
<b>9</b>	Marcus Ericsson	Sweden	Sauber F1 Team
<b>94</b>	Pascal Wehrlein	Germany	Sauber F1 Team

## 2017 FIA FORMULA ONE WORLD CHAMPIONSHIP DRIVERS AT A GLANCE

Driver	Debut	GP Entered	Poles	Podium	Wins	Titles	Total points
Sebastian Vettel	2007	181	46	88	43	4	2151
Lewis Hamilton	2007	190	63	106	3	0	2290
Daniel Ricciardo	2011	111	1	18	4	0	628
Max Verstappen	2014	42	0	8	1	0	278
Kimi Räikkönen	2001	255	16	84	20	1	1382
Sergio Perez	2011	118	0	7	0	0	375
Valtteri Bottas	2013	80	0	10	0	0	434
Nico Hulkenberg	2010	119	0	0	0	0	362
Fernando Alonso	2001	276	22	97	32	2	1832
Felipe Massa	2002	253	16	41	11	0	1132
Carlos Sainz Jr	2015	42	0	0	0	0	74
Romain Grosjean	2009	106	0	10	0	0	316
Daniil Kvyat	2014	61	0	2	0	0	130
Kevin Magnussen	2014	43	0	1	0	0	66
Joylon Palmer	2016	23	0	0	0	0	1
Stoffel Vandoorne	2016	3	0	0	0	0	1
Marcus Ericsson	2014	58	0	0	0	0	9
Esteban Ocon	2016	11	0	0	0	0	2
Lance Stroll	2017	2	0	0	0	0	0
Antonio Giovinazzi	2017	2	0	0	0	0	0

## 2017 FIA FORMULA ONE WORLD CHAMPIONSHIP TEAMS AT A GLANCE

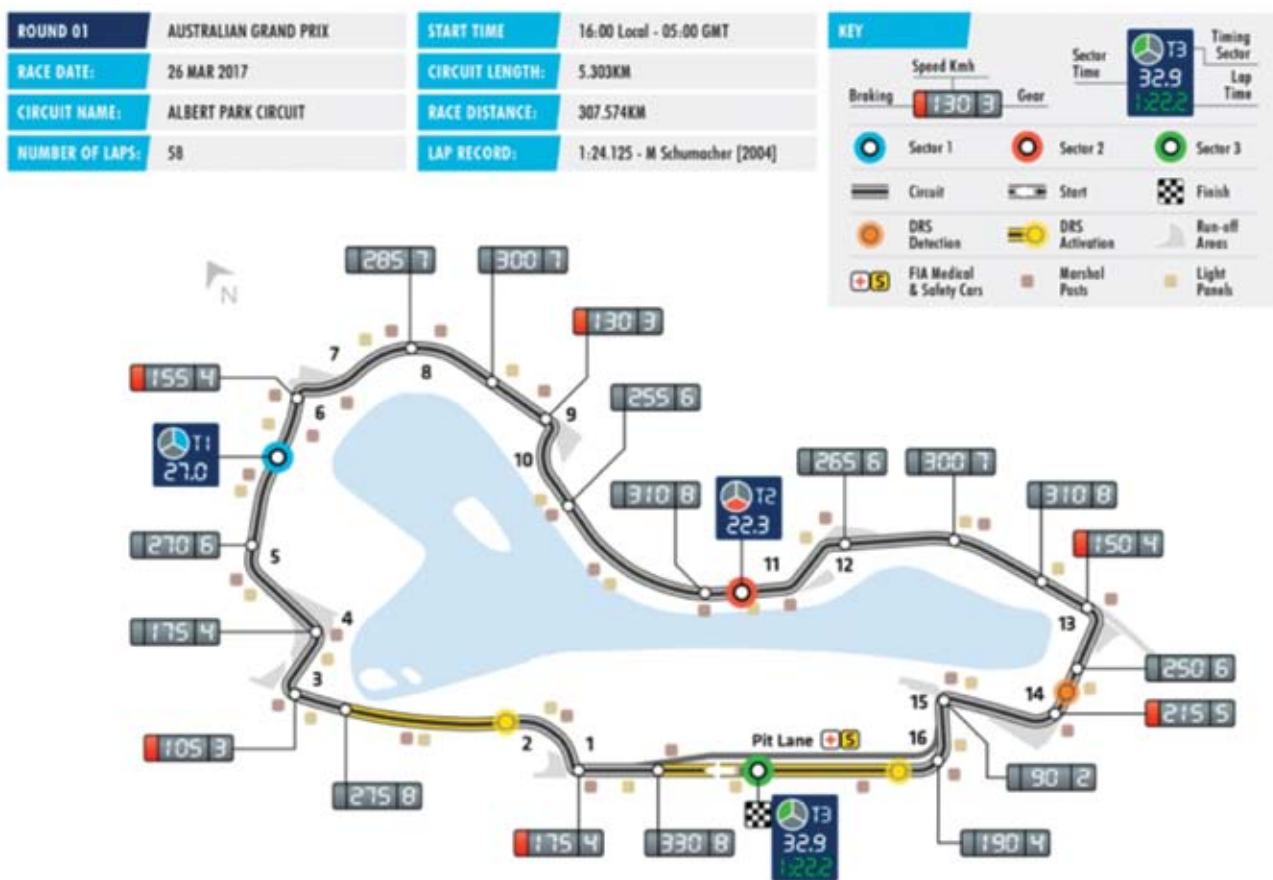
Team	F1 Titles	Debut	Wins	Poles	Fastest Laps	Total Points
Mercedes AMG Petronas F1 Team	3	1954	55	67	39	3149
Scuderia Ferrari	16	1950	226	208	237	6762.5
Williams Martini Racing	9	1977	114	128	133	3362
Red Bull Racing	4	1997	52	58	52	3567.5
Sahara Force India F1 Team	0	2008	0	1	4	817
Scuderia Toro Rosso Team	0	2006	1	1	0	287
Sauber F1 Team	0	1993	1	1	5	812
McLaren Honda F1 Team	8	1966	182	155	153	5116.5
Haas F1 Team	0	2016	0	0	0	33
Renault Sport F1 Team	2	1986	20	20	13	1318

## CIRCUIT CHARACTERISTICS

### 2017 FORMULA 1 ROLEX AUSTRALIAN GRAND PRIX

#### MELBOURNE

<b>Date:</b>	24-26 March	<b>Race distance:</b>	307.574 km
<b>Circuit length:</b>	5.303 km	<b>Number of laps:</b>	58



Melbourne's Albert Park remains one of the most popular circuits with fans on the F1 calendar, offering a combination of long straights, sweeping curves and tight chicanes make it a welcome challenge for the drivers. The Australian Grand Prix is this season's first round of the Formula 1 Championship, having held this distinction each year since the event moved to Melbourne in 1996, excluding 2006 and 2010.



## 2017 FORMULA 1 ROLEX AUSTRALIAN GRAND PRIX

### RESULTS

Pos.	Driver	Team	Time / Retired	Grid
1	Sebastian Vettel	Scuderia Ferrari	1:24:11.672	2
2	Lewis Hamilton	Mercedes AMG Petronas F1 Team	+9.975s	1
3	Valtteri Bottas	Williams Martini Racing	+11.250s	3
4	Kimi Raikkonen	Scuderia Ferrari	+22.393s	4
5	Max Verstappen	Scuderia Toro Rosso	+28.827s	5
6	Felipe Massa	Williams Martini Racing	+83.386s	7
7	Sergio Perez	Sahara Force India F1 Team	+1 Lap	10
8	Carlos Sainz	Scuderia Toro Rosso	+1 Lap	8
9	Daniil Kvyat	Red Bull Racing	+1 Lap	9
10	Esteban Ocon	Sahara Force India F1 Team	+1 Lap	13
11	Nico Hulkenberg	Renault Sport F1 Team	+1 Lap	11
12	Antonio Giovinazzi	Sauber F1 Team	+2 Lap	16
13	Stoffel Vandoorne	McLaren Honda F1 Team	+2 Lap	18
NC	Fernando Alonso	McLaren Honda F1 Team	DNF	12
NC	Kevin Magnussen	Haas F1 Team	DNF	17
NC	Lance Stroll	Williams Martini Racing	DNF	20
NC	Daniel Ricciardo	Red Bull Racing	DNF	15
NC	Marcus Ericsson	Sauber F1 Team	DNF	14
NC	Jolyon Palmer	Renault Sport F1 Team	DNF	19
NC	Romain Grosjean	Haas F1 Team	DNF	6

**Pole position:**

Lewis Hamilton

1:22.188s

**Fastest lap:**

Kimi Räikkönen

1:26.538s

## 2017 FORMULA 1 HEINEKEN CHINESE GRAND PRIX

### SHANGHAI

<b>Date:</b>	07-09 April	<b>Race distance:</b>	305.066 km
<b>Circuit length:</b>	5.451 km	<b>Number of laps:</b>	56



The Shanghai International Circuit boasts various winding turns and high-speed straights, demanding a great deal of acceleration and deceleration, while providing numerous overtaking opportunities.

**2017 FORMULA 1 HEINEKEN CHINESE GRAND PRIX**
**RESULTS**

Pos.	Driver	Team	Time / Retired	Grid
1	Lewis Hamilton	Mercedes AMG Petronas F1 Team	1:37:36.158	1
2	Sebastian Vettel	Scuderia Ferrari	+6.250s	2
3	Max Verstappen	Scuderia Toro Rosso	+45.192s	16
4	Daniel Ricciardo	Red Bull Racing	+46.035s	5
5	Kimi Raikkonen	Scuderia Ferrari	+46.035s	4
6	Valtteri Bottas	Mercedes AMG Petronas F1 Team	+48.808s	3
7	Carlos Sainz	Scuderia Toro Rosso	+72.893s	11
8	Kevin Magnussen	Haas F1 Team	+ 1 Lap	12
9	Sergio Perez	Sahara Force India F1 Team	+ 1 Lap	8
10	Esteban Ocon	Sahara Force India F1 Team	+ 1 Lap	17
11	Romain Grosjean	Haas F1 Team	+ 1 Lap	19
12	Nico Hulkenberg	Renault Sport F1 Team	+ 1 Lap	7
13	Jolyon Palmer	Renault Sport F1 Team	+ 1 Lap	20
14	Felipe Massa	Williams Martini Racing	+ 1 Lap	6
15	Marcus Ericsson	Sauber F1 Team	+ 1 Lap	14
NC	Fernando Alonso	McLaren Honda F1 Team	DNF	13
NC	Daniil Kvyat	Scuderia Toro Rosso	DNF	9
NC	Stoffel Vandoorne	McLaren Honda F1 Team	DNF	15
NC	Antonio Giovinazzi	Sauber F1 Team	DNF	18
NC	Lance Stroll	Williams Martini Racing	DNF	10

**Pole position:** Lewis Hamilton 1:23.837s

**Fastest lap:** Kimi Räikkönen 1:28.997s

Note – Grosjean, Palmer penalized five grid places for failing to slow for double waved yellow flags in qualifying. Giovinazzi penalised five places for an unscheduled gearbox change.

**2017 FORMULA 1 GULF AIR BAHRAIN GRAND PRIX**

**SAKHIR**

<b>Date:</b>	14-16 April	<b>Race distance:</b>	308.238 km
<b>Circuit length:</b>	5.412 km	<b>Number of laps:</b>	57

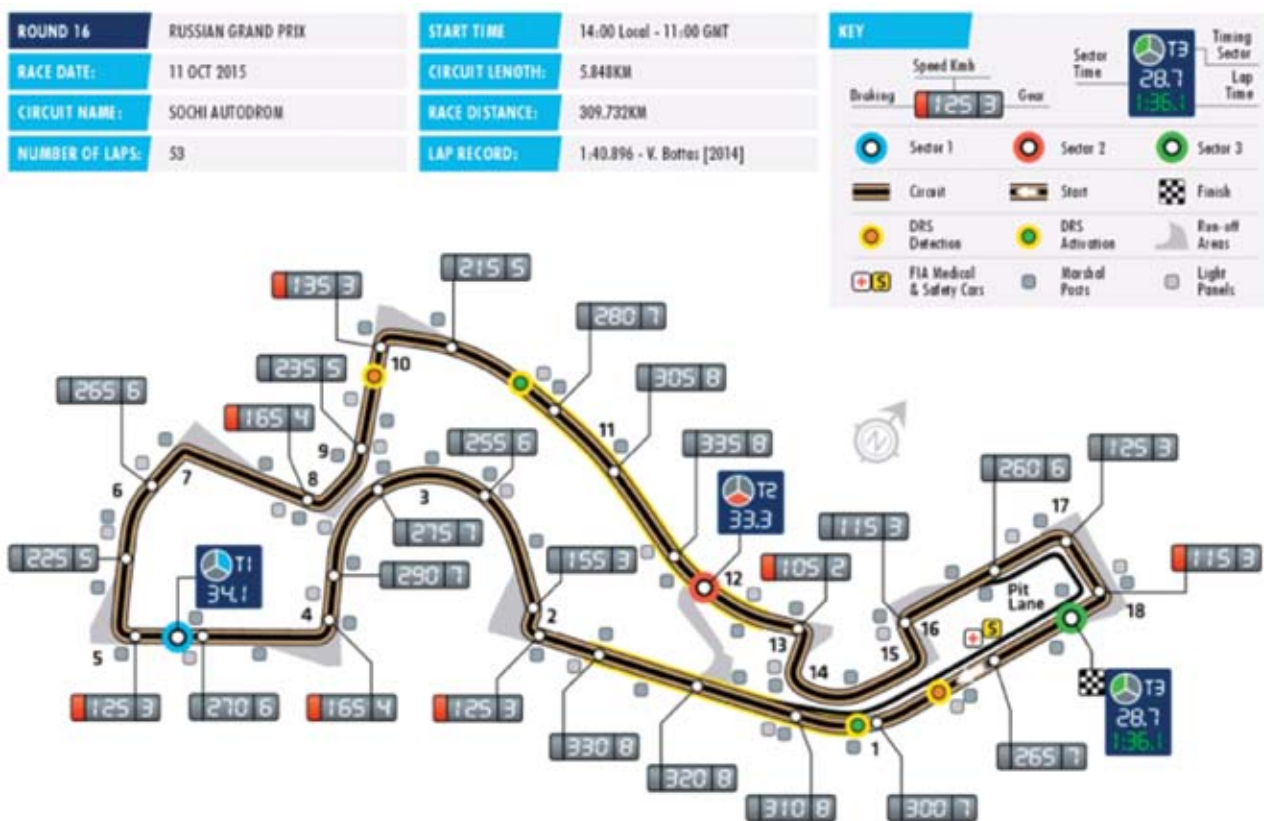


The Bahrain International Circuit has quickly become a popular host for world-class motor sport. Professional facilities and experienced staff has paved the way for numerous international race series to utilize the circuit, including: Formula 3, GP2, GP2 Asia, the FIA GT Championship, V8 Supercar Series, and the BMW World Final. It is also still the only desert race on the F1 calendar.

## 2017 FORMULA 1 RUSSIAN GRAND PRIX

### SOCHI

<b>Date:</b>	28-30 Apr	<b>Race distance:</b>	309.745 km
<b>Circuit length:</b>	5.854 km	<b>Number of laps:</b>	53

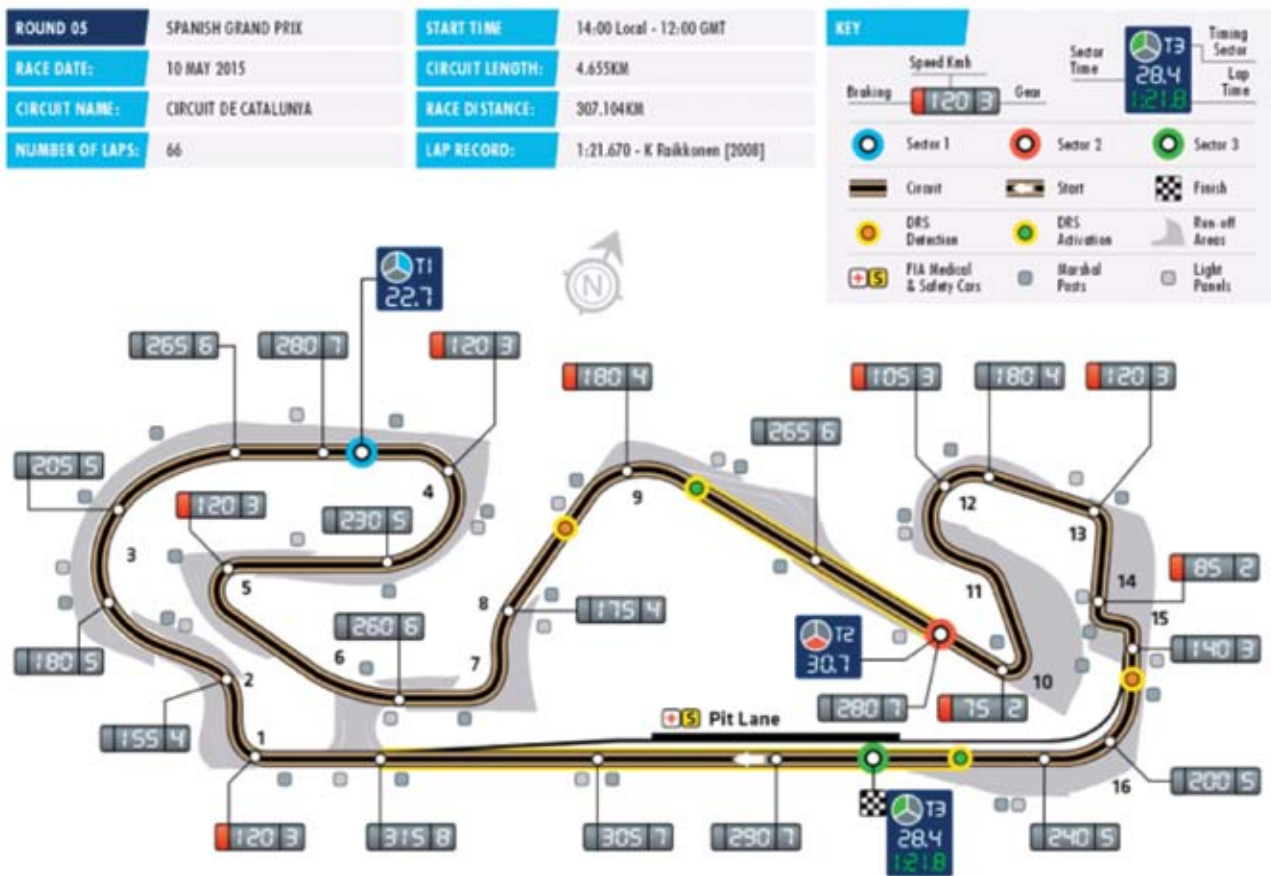


Sochi Autodrom circuit is located in the Black Sea resort of the same name. Sochi is the first purpose-built Formula One facility in Russia and hosted the country's inaugural Grand Prix in October 2014, in the same year that the city also staged the Winter Olympics.

## 2017 FORMULA 1 GRAND PRIX PREMIO DE ESPAÑA PIRELLI

### CATALUNYA

<b>Date:</b>	12-14 May	<b>Race distance:</b>	307.104 km
<b>Circuit length:</b>	4.655 km	<b>Number of laps:</b>	66



The Circuit de Catalunya was built in 1989 through the efforts of a Consortium composed of the Catalan Government, the Reial Automòbil Club de Catalunya (RACC) and the Montmeló Town Council. In September 1991, the 35th Spanish F1 Grand Prix was held following a seventeen-year of absence in Catalonia. Today, the circuit is a familiar site for teams and drivers as the track is used for extensive offseason testing.

## 2017 FORMULA 1 GRAND PRIX DE MONACO

### MONTE CARLO

<b>Date:</b>	25-28 May	<b>Race distance:</b>	260.286 km
<b>Circuit length:</b>	3.337 km	<b>Number of laps:</b>	78

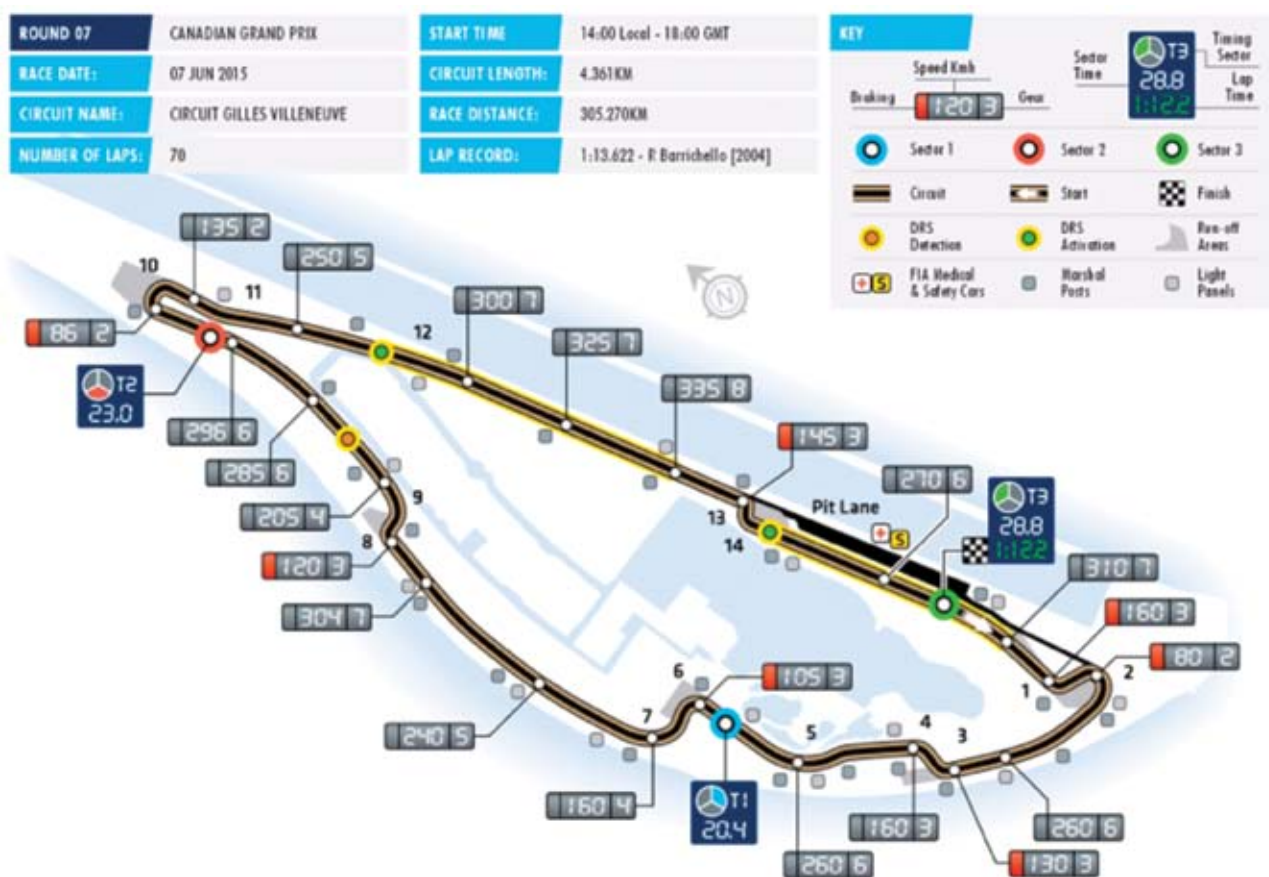


Monaco remains one of the most prestigious auto races in the world, long recognized for its entertainment and celebrity presence. Motorsports most famous street circuit takes six weeks to build up and organize, offering drivers with the challenge of negotiating numerous elevation shifts and very tight corners, including one of the slowest corners in F1 racing as well as one of the fastest. Due to its unique configuration, change in speeds and lack of straights, keeping the engine cool is a point of focus for the teams, as Formula One cars depend on air moving over the car to remove heat, and don't use formal cooling technology.

## 2017 FORMULA 1 GRAND PRIX DU CANADA

### MONTREAL

<b>Date:</b>	09-11 June	<b>Race distance:</b>	305.270 km
<b>Circuit length:</b>	4.361 km	<b>Number of laps:</b>	70



The circuit, on Ile Notre Dame, a man-made island on the St. Lawrence River, was renamed for Canadian Formula One driver Gilles Villeneuve, following his death in 1982. 2006 saw the last occasion when US-based Champ Car and F1 ran on the same track. Formula One's performance proved significantly better with a 5-to-7 second advantage both in terms of qualifying and recording of fastest lap times during the respective races. The Montreal Grand Prix continues to be tremendously popular with both teams and drivers, owing to its festive atmosphere.



**2017 FORMULA 1 AZERBAIJAN GRAND PRIX**

**BAKU**

<b>Date:</b>	23-25 June	<b>Race distance:</b>	306.049km
<b>Circuit length:</b>	6.003 km	<b>Number of laps:</b>	51



The six kilometer, anti-clockwise layout of the circuit was designed by circuit architect Hermann Tilke. The circuit starts adjacent to Azadliq Square, then loop around Government House before heading west to Maiden Tower. Here, the track has a narrow uphill traversal and then circle the Old City before opening up onto a 2.2 km (1.4 mi) stretch along Neftchilar Avenue back to the start line.

## 2017 FORMULA 1 GROSSER PREIS VON ÖSTERREICH

### SPIELBERG

<b>Date:</b>	07-09 July	<b>Race distance:</b>	307.020km
<b>Circuit length:</b>	4.326 km	<b>Number of laps:</b>	71

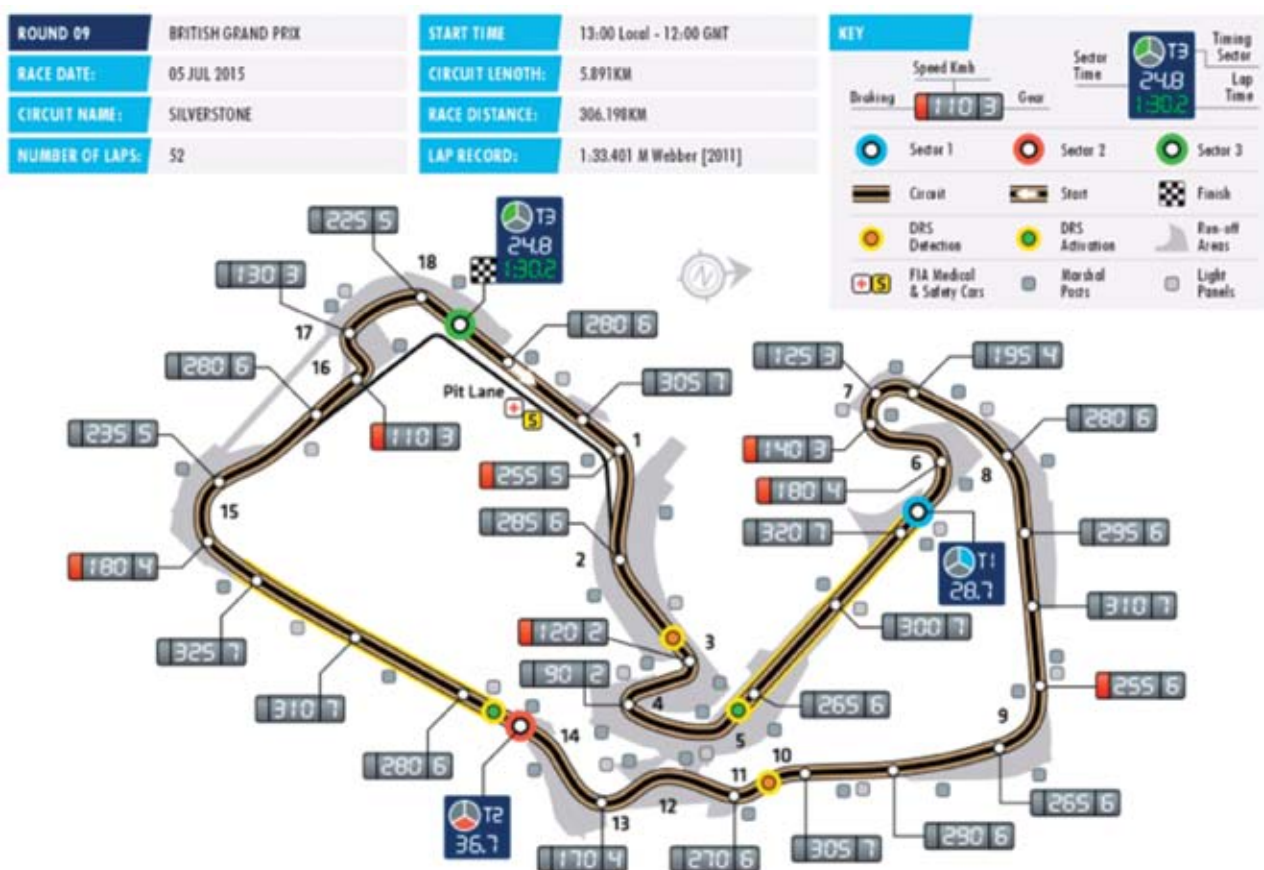


2014 saw a triumphant return for the Austrian Grand Prix at the Red Bull Ring in the town of Spielberg, which previously hosted the Austrian Grand Prix in 2003, when the circuit was known as the A1-Ring.

## 2017 FORMULA 1 ROLEX BRITISH GRAND PRIX

### SILVERSTONE

<b>Date:</b>	14-16 July	<b>Race distance:</b>	306.198 km
<b>Circuit length:</b>	5.891 km	<b>Number of laps:</b>	52

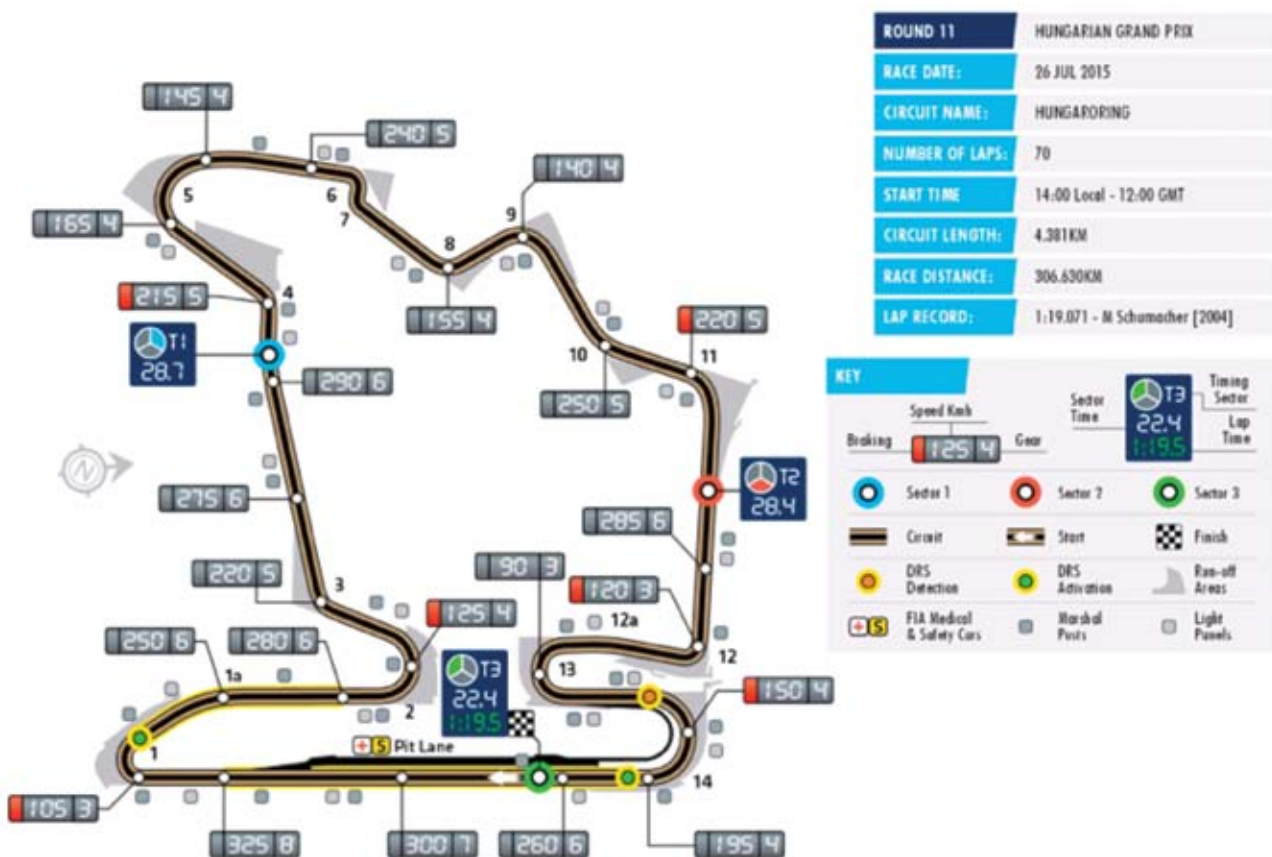


Silverstone continues to be a top draw for fans of Formula 1, offering a rich tradition of racing, a fast and challenging track, as well as the constant prospect of weather playing a critical role in race day strategy. Contracted to host F1 through 2027, Silverstone offers motorsport fans a wealth of viewing options staging events through the year, including British F3, Le Mans Series, and MotoGP, among others. The circuit has undergone major modifications and rebuilds, primarily in 1991 and most recently in 2010.

## 2017 FORMULA 1 PIRELLI MAGYAR NAGYDÍJ

### BUDAPEST

<b>Date:</b>	28-30 July	<b>Race distance:</b>	306.630 km
<b>Circuit length:</b>	4.381 km	<b>Number of laps:</b>	70

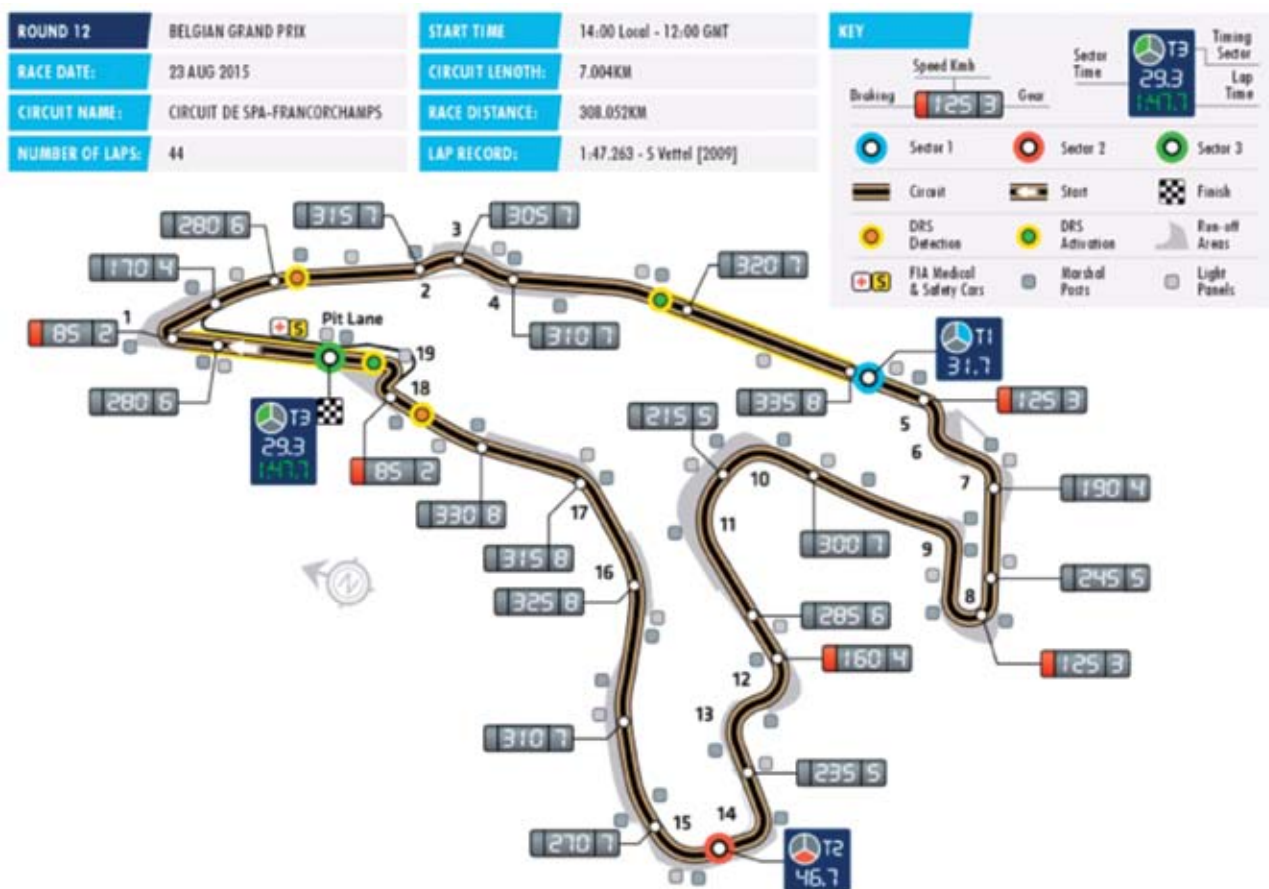


Home of the first Grand Prix to have been held behind the "Iron Curtain", The Hungaroring was built in record time and remains today a major attraction in Hungary. Held in the summer, the circuit is built in a valley allowing excellent vantage points for spectators. The Grand Prix is popular with foreign fans from Germany, Austria and Poland.

## 2017 FORMULA 1 BELGIAN GRAND PRIX

### SPA – FRANCHORCHAMPS

<b>Date:</b>	29-31 July	<b>Race distance:</b>	306.458 km
<b>Circuit length:</b>	4.574 km	<b>Number of laps:</b>	67



The Circuit de Spa-Francorchamps is legendary among race enthusiasts for its long-standing history and unique setting. It is considered one of the most challenging tracks in the world, mainly due to its fast, hilly and twisty layout within the Ardennes Forest. The circuit tests driver skills especially when trying to negotiate the Eau Rouge and Blanchimont corners. Designed originally in 1920, Spa-Francorchamps also plays host to a range of other race series including the Spa 24 Hours endurance race.

## 2017 FORMULA 1 GRAND PREMIO D'ITALIA

### MONZA

<b>Date:</b>	01-03 September	<b>Race distance:</b>	306.720 km
<b>Circuit length:</b>	5.793 km	<b>Number of laps:</b>	53



Monza has hosted the Italian Grand Prix since the inception of F1. A singular atmosphere with a dedicated following among the Italian "Tifosi", Monza boasts some of the sport's most famous turns, including Curva di Lesmo, and the Curva Parabolica, providing high speed thrills for both drivers and spectators.

## 2017 FORMULA 1 SINGAPORE AIRLINES SINGAPORE GRAND PRIX

### SINGAPORE

<b>Date:</b>	15-17 September	<b>Race distance:</b>	308.828 km
<b>Circuit length:</b>	5.065 km	<b>Number of laps:</b>	61

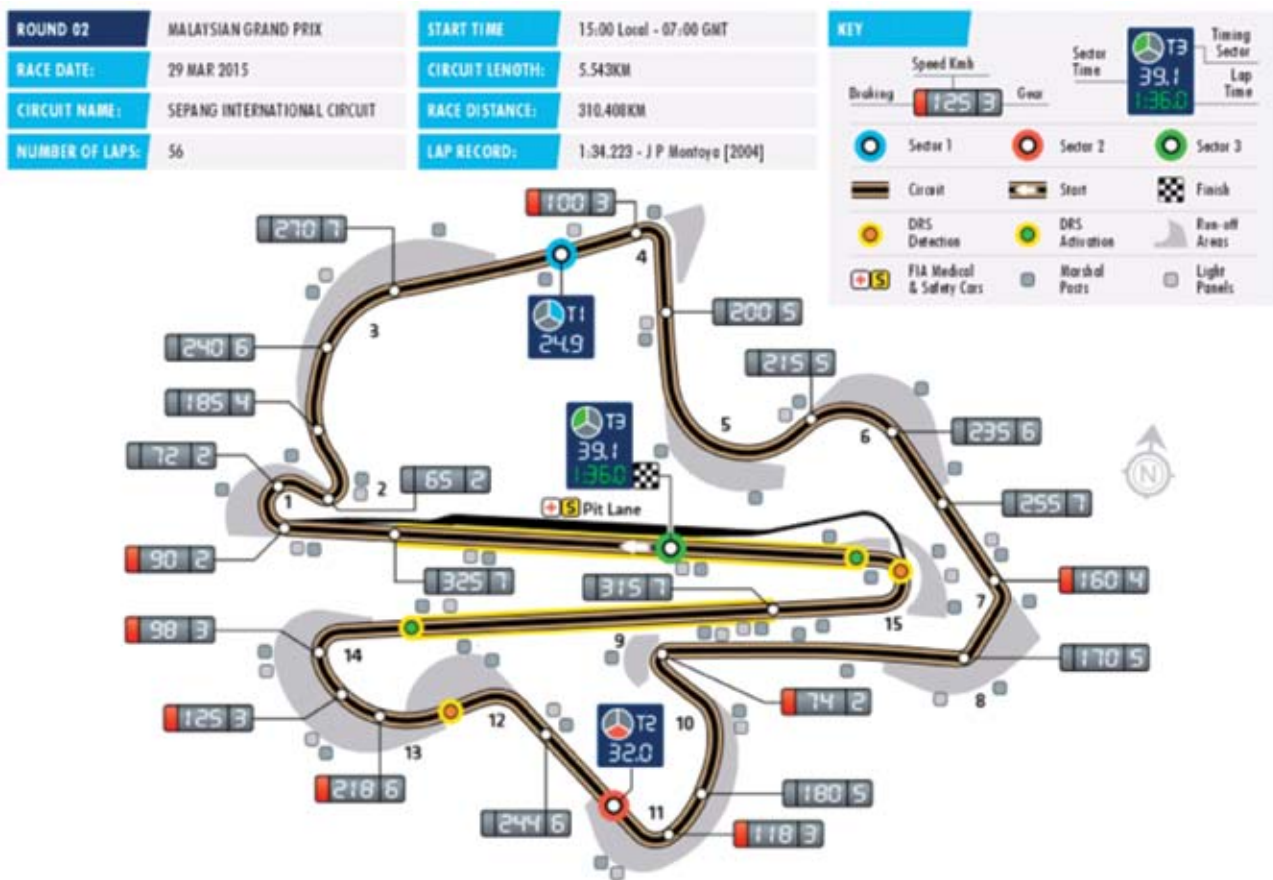


The Marina Bay Street Circuit plays host to the Singapore Grand Prix, Formula One's first ever night race. Given its city setting, the circuit is popular with fans and teams for its easy access, allowing many of the drivers and engineers to simply walk from their hotels to the circuit. Drivers must negotiate tight racing lines, adjust to driving at night under a vast and sophisticated lighting system, and ensure their fitness to deal with the high levels of humidity.

## 2017 FORMULA 1 PETRONAS MALAYSIAN GRAND PRIX

### SEPANG

<b>Date:</b>	29 Sep-01 Oct	<b>Race distance:</b>	310.408 km
<b>Circuit length:</b>	5.543 km	<b>Number of laps:</b>	56



Sepang remains one of the most technically challenging circuits in Formula 1, while testing the stamina of the drivers owing to its high humidity and potential for rainstorms that could alter team strategy. Consideration has been given to introducing a floodlight system, which would allow the race to be run at night. However, to date, the race has a later afternoon start date.



**2017 FORMULA 1 JAPANESE GRAND PRIX**

**SUZUKA**

<b>Date:</b>	06-08 October	<b>Race distance:</b>	307.471 km
<b>Circuit length:</b>	5.807 km	<b>Number of laps:</b>	53

<b>ROUND 15</b>	JAPANESE GRAND PRIX	<b>START TIME</b>	14:00 Local - 05:00 GMT	<b>KEY</b> Speed Km/h Braking 190 M Gear Sector Time T3 18.8 Timing Sector Lap Time 1:30.9 Sector 1 Sector 2 Sector 3 Circuit Start Finish DRS Detection DRS Activation Free-Off Areas FIA Medical & Safety Cars Marshal Posts Light Panels
<b>RACE DATE:</b>	27 SEP 2015	<b>CIRCUIT LENGTH:</b>	5.807KM	
<b>CIRCUIT NAME:</b>	SUZUKA CIRCUIT	<b>RACE DISTANCE:</b>	307.471KM	
<b>NUMBER OF LAPS:</b>	53	<b>LAP RECORD:</b>	1:31.540 - K Raikkonen [2005]	



Designed as a Honda test track in 1962, Suzuka is one of few circuits in the world to have a “figure 8” layout, where the back straight passes over the front via an overpass. Suzuka is another of the racer’s favourite circuits with its exceptionally fast, flowing layout.

## 2017 FORMULA 1 UNITED STATES GRAND PRIX

### AUSTIN

<b>Date:</b>	20-22 October	<b>Race distance:</b>	308.405 km
<b>Circuit length:</b>	5.513 km	<b>Number of laps:</b>	56

<b>ROUND 17</b>	UNITED STATES GRAND PRIX	<b>START TIME</b>	14:00 Local - 19:00 GMT	<b>KEY</b> Speed Km/h Sector Time Timing Sector Lap Time Braking 105.2 Gear 31.6 1:35.8 Sector 1 Sector 2 Sector 3 Circuit Start Finish DRS Detection DRS Activation Pit-off Areas FIA Medical & Safety Cars Marshal Posts Light Panels
<b>RACE DATE:</b>	25 OCT 2015	<b>CIRCUIT LENGTH:</b>	5.513KM	
<b>CIRCUIT NAME:</b>	CIRCUIT OF THE AMERICAS	<b>RACE DISTANCE:</b>	308.405KM	
<b>NUMBER OF LAPS:</b>	56	<b>LAP RECORD:</b>	1:39.347 - S Vettel [2012]	

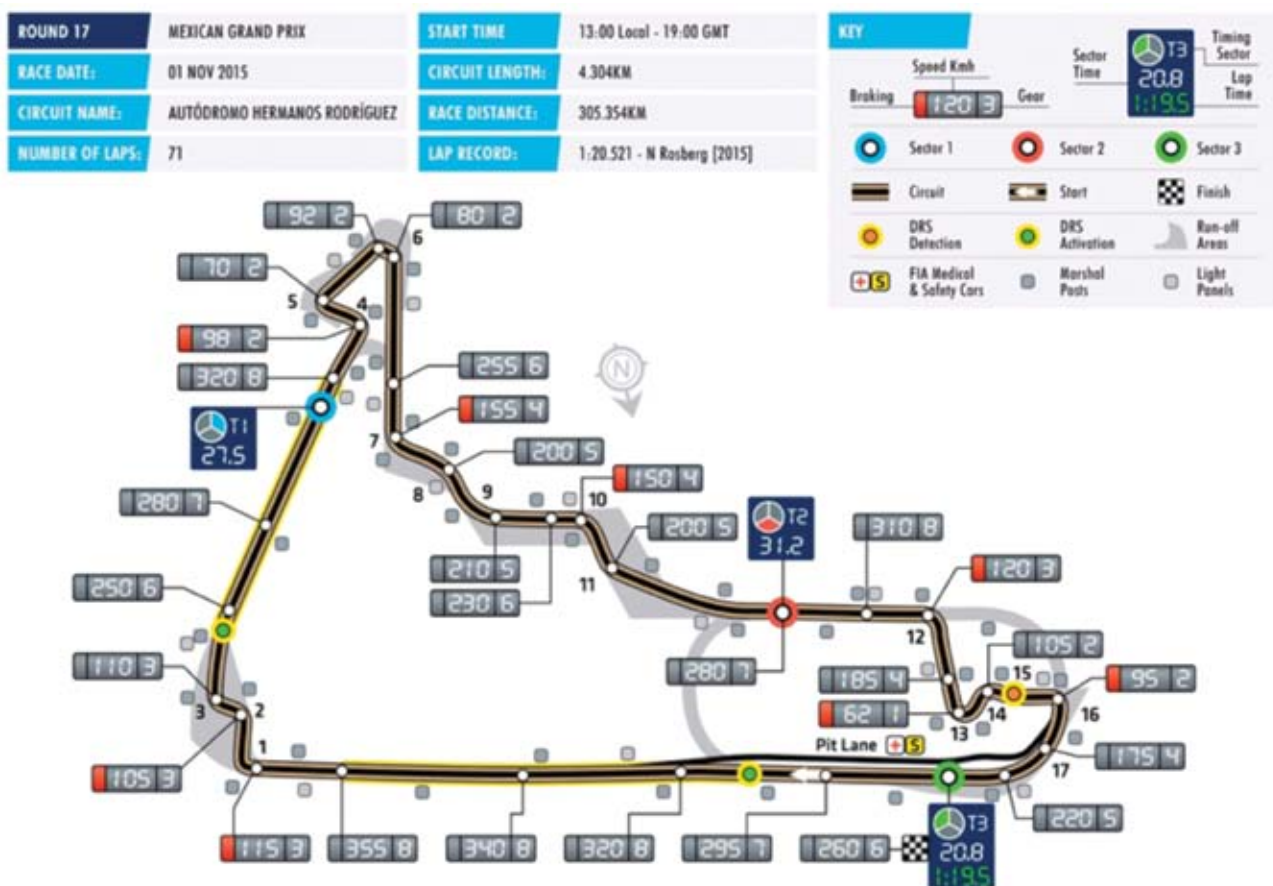


In 2012 The United States Grand Prix returned to the F1 calendar at Austin, Texas, the first Grand Prix on US soil since the 2007 race at the Indianapolis Motor Speedway. The track runs anticlockwise and features 20 corners, including sequences inspired by some of the world's most celebrated circuits.

## 2017 FORMULA 1 GRAN PREMIO DE MEXICO

### MEXICO CITY

<b>Date:</b>	27-29 Oct	<b>Race distance:</b>	305.354 km
<b>Circuit length:</b>	4.304 km	<b>Number of laps:</b>	71



Returning to the F1 fold in 2015, the Autodromo Hermanos Rodriguez circuit is situated in the center of Mexico City having not held a Formula One Grand Prix since 1992. The facility has been comprehensively upgraded, while the entire track was resurfaced for the occasion and changes made to a number of corners including Peraltada. It has been a huge success since its return delivering two sold out races in succession.

## 2017 FORMULA 1 GRAND PREMIO DO BRASIL

### SÃO PAULO

<b>Date:</b>	10-12 November	<b>Race distance:</b>	305.909 km
<b>Circuit length:</b>	4.309 km	<b>Number of laps:</b>	71



Located in Sao Paulo, Interlagos includes the Autodromo Jose Carlos Pace racetrack, home to the Brazilian Grand Prix. The Interlagos circuit has played host to some of the most exciting and memorable races in recent Formula One history, including Lewis Hamilton winning the World Championship on the last lap of the 2008 race. Regarded as one of the most challenging circuits in Grand Prix racing, Alain Prost still holds the record with six victories in Brazil.

**2017 FORMULA 1 ETIHAD AIRWAYS ABU DHABI GRAND PRIX**

**YAS MARINA**

<b>Date:</b>	24-26 November	<b>Race distance:</b>	305.355km
<b>Circuit length:</b>	5.554 km	<b>Number of laps:</b>	55



The Abu Dhabi Grand Prix located on Yas Island, is Formula One's first ever day-night race, with a local start time of 17:00. Floodlights are activated from the start of the race to provide a transition into the evening. It has been the last race of the calendar for the past 4 years.

## 2017 FIA FORMULA 1 WORLD CHAMPIONSHIP TEAM INFORMATION

### MERCEDES AMG PETRONAS FORMULA ONE TEAM



<b>Headquarters</b>	Operations Centre Brackley NN13 7BD England	<b>Telephone</b>	+44 (0) 1280 844 000
		<b>Fax</b>	+44 (0) 1280 844 001
		<b>Website</b>	www.mercedesAMGF1.com

<b>Non-Executive Chairman</b>	Niki Lauda
<b>Executive Director &amp; Head of Motorsport</b>	Toto Wolff
<b>Technical Director</b>	James Allison
<b>Chief Operating Officer</b>	Rob Thomas

#### Media Contacts:

<b>Head of Communications</b>	Bradley Lord Mob: + 44 (0)7785 682 893 Email: blord@mercedesamgf1.com
-------------------------------	--

<b>Head of Content Communications</b>	Ben Cowley Mob: + 44 (0)7920 214 276 Email: bcowley@mercedesamgf1.com
---------------------------------------	--

<b>Media Officer</b>	Rosa Herrero Venegas Mob: +44 7469 353 191 Email: rherrerovenegas@mercedesamgf1.com
----------------------	--

<b>Formula 1 Debut</b>	1954	<b>Chassis</b>	F1 W08 EQ Power+
<b>Constructors' Titles</b>	3	<b>Power Unit</b>	Mercedes
<b>GP Starts</b>	152		
<b>GP Wins</b>	55		
<b>Fastest Laps</b>	39		
<b>Pole Positions</b>	67	<b>Total Points</b>	3149

#### LEWIS HAMILTON 44



<b>Date of Birth</b>	07/01/1985
<b>Formula 1 Debut</b>	2007
<b>GP Starts</b>	190
<b>GP Wins</b>	54
<b>Pole Positions</b>	63
<b>Podiums</b>	106
<b>F1 Titles</b>	3
<b>Total F1 Points</b>	2290

#### VALTERI BOTTAS 77



<b>Date of Birth</b>	28/08/1989
<b>Formula 1 Debut</b>	2013
<b>GP Starts</b>	80
<b>GP Wins</b>	N/A
<b>Pole Positions</b>	0
<b>Podiums</b>	10
<b>F1 Titles</b>	N/A
<b>Total F1 Points</b>	434

**SCUDERIA FERRARI**



<b>Headquarters</b>	Ferrari S.p.A. Via Ascari 55-57 41053 Maranello Italy	<b>Telephone</b>	+39 536 949 111
		<b>Fax</b>	+39 536 949 049
		<b>Website</b>	www.ferrari.com

<b>MD &amp; Team Principal</b>	Maurizio Arrivabene	<b>Chief Designer</b>	Simone Resta
<b>Chief Technical Officer</b>	Mattia Binotto		

**Media Contact:**

Alberto Antonini  
Mob: +39 344 0556 635 Email: Alberto.Antonini@ferrari.com

<b>Formula 1 Debut</b>	1950	<b>Chassis</b>	SF70H
<b>Constructors' Titles</b>	16	<b>(Engine) Power unit</b>	Ferrari
<b>GP Starts</b>	933		
<b>GP Wins</b>	226		
<b>Fastest Laps</b>	237		
<b>Pole Positions</b>	208	<b>Total Points</b>	6762.5

**SEBASTIAN VETTEL 5**



<b>Date of Birth</b>	03/07/1987
<b>Formula 1 Debut</b>	2007
<b>GP Starts</b>	181
<b>GP Wins</b>	43
<b>Pole Positions</b>	46
<b>Podiums</b>	88
<b>F1 Titles</b>	4
<b>Total F1 Points</b>	2151

**KIMI RÄIKKÖNEN 7**



<b>Date of Birth</b>	17/10/1979
<b>Formula 1 Debut</b>	2001
<b>GP Starts</b>	255
<b>GP Wins</b>	20
<b>Pole Positions</b>	16
<b>Podiums</b>	84
<b>F1 Titles</b>	1
<b>Total F1 Points</b>	1382

WILLIAMS MARTINI RACING



<b>Headquarters</b>	Grove, Wantage Oxfordshire OX12 0DQ England	<b>Telephone</b>	+44 (0)1235 777 700
		<b>Fax</b>	+44 (0)1235 777 960
		<b>Website</b>	www.williamsf1.com
<b>Team Principal</b>	Sir Frank Williams	<b>Sporting Manager</b>	Steve Nielsen
<b>CTO</b>	Paddy Lowe	<b>Head of Performance</b>	Rob Smedley
<b>Deputy</b>	Claire Williams	<b>Engineering</b>	
<b>Team Principal</b>		<b>Chief Designer</b>	Ed Wood

Media Contacts

**Head of Communications**

Sophie Ogg Mob: +44 (0)7977 275762 Email: Sophie.ogg@williamsf1.com

<b>Formula 1 Debut</b>	1977	<b>Chassis</b>	Williams FW40
<b>Constructors' Titles</b>	9	<b>Motor</b>	Mercedes
<b>GP Starts</b>	669		
<b>GP Wins</b>	114		
<b>Fastest Laps</b>	133		
<b>Pole Positions</b>	128	<b>Total Points</b>	3362

**FELIPE MASSA 19**



<b>Date of Birth</b>	25/04/1981
<b>Formula 1 Debut</b>	2002
<b>GP Starts</b>	253
<b>GP Wins</b>	11
<b>Pole Positions</b>	16
<b>Podiums</b>	41
<b>F1 Titles</b>	N/A
<b>Total F1 Points</b>	1132

**Lance Stroll 18**



<b>Date of Birth</b>	29/10/1998
<b>Formula 1 Debut</b>	2017
<b>GP Starts</b>	2
<b>GP Wins</b>	N/A
<b>Pole Positions</b>	N/A
<b>Podiums</b>	N/A
<b>F1 Titles</b>	N/A
<b>Total F1 Points</b>	N/A



**RED BULL RACING**



<b>Headquarters</b>	Bradbourne Drive Tilbrook Milton Keynes MK7 8BJ, England	<b>Telephone</b>	+44 (0)1908 279700
		<b>Fax</b>	+44 (0)1908 279810
		<b>Website</b>	www.redbullracing.com
<b>Team Principal</b>	Christian Horner OBE	<b>Chief Engineering Officer</b>	Rob Marshall
<b>Chief Technical Officer</b>	Adrian Newey OBE	<b>Chief Engineer, Aerodynamics</b>	Dan Fallows
<b>Chief Engineer, Car Engineering</b>	Paul Monaghan	<b>Chief Engineer, Car Performance</b>	Pierre Waché

**Media Contacts**

**Head of Communications** Ben Wyatt  
Mob: +44 (0)7771 854238 Email: ben.wyatt@redbullracing.com

**Communications Manager**  
Anna Pamin Mob: +44 (0)7702 35 3337 Email: anna.pamin@redbullracing.com  
Victoria Lloyd Mob: +44 (0)7712 41 4196 Email: Victoria.lloyd@redbullracing.com  
James Ranson Mob: +44 (0)7834 52 6354 Email: james.ranson@redbullracing.com

<b>Formula 1 Debut</b>	1997	<b>Chassis</b>	RB13
<b>Constructors' Titles</b>	4	<b>Motor</b>	TAG Heuer
<b>GP Starts</b>	228		
<b>GP Wins</b>	52		
<b>Fastest Laps</b>	52		
<b>Pole Positions</b>	58	<b>Total Points</b>	3567.5

**MAX VERSTAPPEN 33**



<b>Date of Birth</b>	30/09/1997
<b>Formula 1 Debut</b>	2014
<b>GP Starts</b>	42
<b>GP Wins</b>	1
<b>Pole Positions</b>	N/A
<b>Podiums</b>	8
<b>F1 Titles</b>	N/A
<b>Total F1 Points</b>	278

**DANIEL RICCIARDO 03**



<b>Date of Birth</b>	01/07/1989
<b>Formula 1 Debut</b>	2011
<b>GP Starts</b>	111
<b>GP Wins</b>	4
<b>Pole Positions</b>	1
<b>Podiums</b>	18
<b>F1 Titles</b>	N/A
<b>Total F1 Points</b>	628

SAHARA FORCE INDIA F1 TEAM



<b>Headquarters</b>	Dadford Road Silverstone NN12 8TJ England	<b>Telephone</b>	+44 (0)1327 850 800
		<b>Fax</b>	+44 (0)1327 857 993
		<b>Website</b>	www.forceindiaf1.com

<b>Team Chief</b>	Dr. Vijay Mallya	<b>Technical Chief</b>	Andrew Green
<b>Chief Operating Officer</b>	Otmar Szatnauer	<b>Sporting Director</b>	Andy Stevenson

**Media Contacts**

**Head of Communications** Will Hings  
Mob: +44 (0)7734 202020 Email: will.hings@forceindiaf1.com

<b>Formula 1 Debut</b>	2008	<b>Chassis</b>	Force India VJM10
<b>Constructors' Titles</b>	N/A	<b>Motor</b>	Mercedes
<b>GP Starts</b>	175		
<b>GP Wins</b>	N/A		
<b>Fastest Laps</b>	4		
<b>Pole Positions</b>	1	<b>Total Points</b>	817



**SERGIO PEREZ 11**



**Date of Birth** 26/01/1990  
**Formula 1 Debut** 2011  
**GP Starts** 118  
**GP Wins** N/A  
**Pole Positions** N/A  
**Podiums** 7  
**F1 Titles** N/A  
**Total F1 Points** 375



**ESTEBAN OCON 31**



**Date of Birth** 17/09/1996  
**Formula 1 Debut** 2016  
**GP Starts** 11  
**GP Wins** N/A  
**Pole Positions** N/A  
**Podiums** N/A  
**F1 Titles** N/A  
**Total F1 Points** 2

SCUDERIA TORO ROSSO



<b>Headquarters</b>	Via Boaria, 229 48018 Faenza RA Italy	<b>Telephone</b>	+39 (0)546 696 111
		<b>Fax</b>	+39 (0)546 620 998
		<b>Website</b>	www.tororosso.com

<b>Team Principal</b>	Franz Tost	<b>Team Manager</b>	Graham Watson
<b>Technical Director</b>	James Key		

**Media Contacts**

**Head of Communications** Fabiana Valenti  
Mob: +39 335 7113 694 Email: fabiana.valenti@tororosso.com

**Press Officer** Tabatha Valls Halling  
Mob: +39 348 6095017 Email: tabatha.vallshalling@tororosso.com

<b>Formula 1 Debut</b>	2006	<b>Chassis</b>	STR12
<b>Constructors' Titles</b>	N/A	<b>Motor</b>	Renault
<b>GP Starts</b>	210		
<b>GP Wins</b>	1		
<b>Fastest Laps</b>	1		
<b>Pole Positions</b>	1	<b>Total Points</b>	287



**Daniil Kvyat 26**



**Date of Birth** 26/04/1994  
**Formula 1 Debut** 2014  
**GP Starts** 61  
**GP Wins** N/A  
**Pole Positions** N/A  
**Podiums** 2  
**F1 Titles** 0  
**Total F1 Points** 130



**CARLOS SAINZ 55**



**Date of Birth** 01/09/1994  
**Formula 1 Debut** 2015  
**GP Starts** 42  
**GP Wins** N/A  
**Pole Positions** N/A  
**Podiums** N/A  
**F1 Titles** N/A  
**Total F1 Points** 74

SAUBER F1 TEAM



<b>Headquarters</b>	Wildbachstrasse 9 8340 Hinwil Switzerland	<b>Telephone</b>	+41 44 973 9000
		<b>Fax</b>	+44 44 973 9001
		<b>Website</b>	www.sauberf1team.com
<b>Team Principal</b>	Monisha Kaltenborn	<b>Chief Designer</b>	Eric Gandelin
<b>Technical Director</b>	Jörg Zander	<b>Head of Aerodynamics</b>	Nicolas Hennel

Media Contacts

**Head of Group Communications** Robert Höpoltzeder  
Mob: +41 (0)79 770 1819 Email: robert.hoepoltzeder@sauber-motorsport.com

**Head of Communications** Marleen Seilheimer  
Mob: +41 79 264 2849 Email: marleen.seilheimer@sauber-motorsport.com

<b>Formula 1 Debut</b>	1993	<b>Chassis</b>	Sauber C36
<b>Constructors' Titles</b>	0	<b>Motor</b>	Ferrari
<b>GP Starts</b>	426		
<b>GP Wins</b>	1		
<b>Fastest Laps</b>	5		
<b>Pole Positions</b>	1	<b>Total Points</b>	812



MARCUS ERICSSON  
09



<b>Date of Birth</b>	02/09/1990
<b>Formula 1 Debut</b>	2014
<b>GP Starts</b>	58
<b>GP Wins</b>	N/A
<b>Pole Positions</b>	N/A
<b>Podiums</b>	N/A
<b>F1 Titles</b>	N/A
<b>Total F1 Points</b>	9



PASCAL WEHRLEIN 94



<b>Date of Birth</b>	18/10/1994
<b>Formula 1 Debut</b>	2016
<b>GP Starts</b>	21
<b>GP Wins</b>	N/A
<b>Pole Positions</b>	N/A
<b>Podiums</b>	N/A
<b>F1 Titles</b>	N/A
<b>Total F1 Points</b>	1

**MCLAREN HONDA FORMULA 1 TEAM**

**MCLAREN HONDA**

<b>Headquarters</b>	McLaren Technology Centre Chertsey Road Woking, Surrey GU21 4YH, England	<b>Telephone</b>	+44 (0) 1483 261 900
		<b>Fax</b>	+44 (0) 1483 261 963
		<b>Website</b>	www.mclaren.com

<b>Executive Director McLaren Technology Group</b>	Zak Brown
<b>Chief Operating Officer McLaren Technology Group</b>	Jonathan Neale
<b>Racing Director</b>	Eric Boullier
<b>Team Manager</b>	Paul James

**Media Contacts**

<b>Group Media, Content &amp; Communications Director</b>	Matt Bishop Mob: +44(0)79 7683 5878 Email: matt.bishop@mclaren.com
---	---

<b>Head of Media and Creative content</b>	Steve Cooper Mob: +44(0)78 8142 6460 Email: steve.cooper@mclaren.com
---	---

<b>Press Office Manager</b>	Silvia Hoffer Mob: +44(0)75 8421 8639 Email: silvia.hoffer@mclaren.com
-----------------------------	---

<b>Formula 1 Debut</b>	1966	<b>Chassis</b>	MCL32
<b>Constructors' Titles</b>	8	<b>Motor</b>	Honda
<b>GP Starts</b>	805		
<b>GP Wins</b>	182		
<b>Fastest Laps</b>	153		
<b>Pole Positions</b>	155	<b>Total Points</b>	5116.5



**FERNANDO ALONSO  
14**



<b>Date of Birth</b>	29/07/1981
<b>Formula 1 Debut</b>	2001
<b>GP Starts</b>	276
<b>GP Wins</b>	32
<b>Pole Positions</b>	22
<b>Podiums</b>	97
<b>F1 Titles</b>	2
<b>Total F1 Points</b>	1832

**STOFFEL VANDOORNE 02**



<b>Date of Birth</b>	26/03/1992
<b>Formula 1 Debut</b>	2016
<b>GP Starts</b>	3
<b>GP Wins</b>	N/A
<b>Pole Positions</b>	N/A
<b>Podiums</b>	N/A
<b>F1 Titles</b>	N/A
<b>Total F1 Points</b>	1

## HAAS F1 TEAM



<b>Headquarters</b>	Kannapolis North Carolina USA	<b>Telephone</b>	+ 1 704-652-4872
		<b>Website</b>	www.haasf1team.com
<b>Team Chief</b>	Guenther Steiner	<b>Chief Operating Officer</b>	Joe Custer
<b>Technical Director</b>	Rob Taylor	<b>Technical Director</b>	Ben Agathangelou
<b>Design</b>		<b>Aerodynamic</b>	

### Media Contacts

**Head of Communications** Mike Arning  
Mob: +1 704 236 0405 Email: marning@haasf1team.com

**Senior Press Officer** Stuart Morrison  
Mob: +44 1295 237112 Email: smorrison@haasf1team.com

<b>Formula 1 Debut</b>	2016	<b>Chassis</b>	VF-17
<b>Constructors' Titles</b>	N/A	<b>Motor</b>	Ferrari
<b>GP Starts</b>	25		
<b>GP Wins</b>	N/A		
<b>Fastest Laps</b>	N/A		
<b>Pole Positions</b>	N/A	<b>Total Points</b>	33



**ROMAIN GROSJEAN**  
08



**Date of Birth** 17/04/1986  
**Formula 1 Debut** 2009  
**GP Starts** 106  
**GP Wins** N/A  
**Pole Positions** N/A  
**Podiums** 10  
**F1 Titles** N/A  
**Total F1 Points** 316



**KEVIN MAGNUSSEN**  
20



**Date of Birth** 05/10/1992  
**Formula 1 Debut** 2014  
**GP Starts** 43  
**GP Wins** N/A  
**Pole Positions** N/A  
**Podiums** 1  
**F1 Titles** N/A  
**Total F1 Points** 66

RENAULT SPORT FORMULA ONE TEAM



RENAULT SPORT  
FORMULA ONE TEAM

**Headquarters** Whiteways  
Technical Centre  
Enstone  
OX7 4EE, England

**Telephone** +44 (0)1608 678 000  
**Fax** +44 (0)1608 678 609  
**Website** www.renaultsport.com

**Managing Director** Cyril Abiteboul  
**Chassis Technical Director** Nick Chester

**Chief Technical Officer** Bob Bell  
**Engine Technical Director** Rémi Taffin

**Media Contacts**

**Head of Communications** Andy Stobart  
Mob +44 (0)7703 36615 E-mail: andy.stobart@uk.renaultsportf1.com

**Media Communications Manager** Clarisse Hoffmann  
Mob +44 (0)7747 468 273 Email: Clarisse.hoffmann@uk.renaultsportf1.com

Aurelie Donzelot  
Mob +44 (0)7825 938476 E-mail: aurelie.donzelot@uk.renaultsportf1.com

<b>Formula 1 Debut</b>	1986	<b>Chassis</b>	R.S.17
<b>Constructors' Titles</b>	2	<b>Motor</b>	Renault
<b>GP Starts</b>	305		
<b>GP Wins</b>	20		
<b>Fastest Laps</b>	13		
<b>Pole Positions</b>	20	<b>Total Points</b>	1318



**NICO HÜLKENBERG**  
27



**Date of Birth** 19/08/1987  
**Formula 1 Debut** 2010  
**GP Starts** 119  
**GP Wins** N/A  
**Pole Positions** N/A  
**Podiums** N/A  
**F1 Titles** N/A  
**Total F1 Points** 362



**JOLYON PALMER**  
30



**Date of Birth** 20/01/1991  
**Formula 1 Debut** 2016  
**GP Starts** 23  
**GP Wins** N/A  
**Pole Positions** N/A  
**Podiums** N/A  
**F1 Titles** N/A  
**Total F1 Points** 1

## 2017 FIA FORMULA 1 WORLD CHAMPIONSHIP STATISTICAL DATA

---

### 2017 POLE POSITION/WINNER/FASTEST LAPS

GP	POLE POSITION	WINNER	FASTEST LAP
Australia	Lewis Hamilton	Sebastian Vettel	Kimi Räikkönen
China	Lewis Hamilton	Lewis Hamilton	Lewis Hamilton

### 2017 TEAM STANDING TO DATE

TEAM	AUSTRALIA	CHINA	TOTAL
Mercedes AMG Petronas F1 Team	33	33	66
Scuderia Ferrari	37	28	65
Red Bull Racing Formula One Team	10	27	37
Scuderia Toro Rosso	6	6	12
Sahara Force India F1 Team	7	3	10
Williams Martini Racing	8	0	8
Haas F1 Team	0	4	4
Renault Sport Formula One Team	0	0	0
Sauber F1 Team	0	0	0
McLaren Honda	0	0	0

---



## 2017 FORMULA 1 WORLD CHAMPIONSHIP STATISTICAL DATA CONT...

---

### 2017 DRIVERS STANDING TO DATE

DRIVER	AUSTRALIA	CHINA	TOTAL
Sebastian Vettel	25	18	43
Lewis Hamilton	18	25	43
Max Verstappen	10	15	25
Valtteri Bottas	15	8	23
Kimi Räikkönen	12	10	22
Daniel Ricciardo	0	12	12
Carlos Sainz	4	6	10
Felipe Massa	8	0	8
Sergio Perez	6	2	8
Kevin Magnussen	0	4	4
Daniil Kvyat	2	0	2
Esteban Ocon	1	1	2
Nico Hulkenberg	0	0	0
Romain Grosjean	0	0	0
Antonio Giovinazzi	0	0	0
Stoffel Vandoorne	0	0	0
Jolyon Palmer	0	0	0
Marcus Ericsson	0	0	0
Fernando Alonso	0	0	0
Lance Stroll	0	0	0

---

## STATISTICAL HISTORY - BAHRAIN GRAND PRIX PREVIOUS WINNERS 2004-2016

Year	Winner	Pole	Fastest Lap
2004	Michael Schumacher	Michael Schumacher	Michael Schumacher
2005	Fernando Alonso	Fernando Alonso	Pedro de la Rosa
2006	Fernando Alonso	Michael Schumacher	Nico Rosberg
2007	Felipe Massa	Felipe Massa	Felipe Massa
2008	Felipe Massa	Robert Kubica	Heikki Kovalainen
2009	Jenson Button	Jarno Trulli	Jarno Trulli
2010	Fernando Alonso	Sebastian Vettel	Fernando Alonso
2011	N.A	N.A	N.A
2012	Sebastian Vettel	Sebastian Vettel	Sebastian Vettel
2013	Sebastian Vettel	Nico Rosberg	Sebastian Vettel
2014	Lewis Hamilton	Nico Rosberg	Nico Rosberg
2015	Lewis Hamilton	Lewis Hamilton	Kimi Räikkönen
2016	Nico Rosberg	Lewis Hamilton	Nico Rosberg

## STATISTICAL HISTORY - BAHRAIN GRAND PRIX DRIVER HISTORY 2004 - 2016

Driver	2004	2005	2006	2007	2008	2009	2010	2012	2013	2014	2015	2016
Sebastian Vettel	-	-	-	-	DNF	2 <sup>nd</sup>	4 <sup>th</sup>	1 <sup>st</sup>	1 <sup>st</sup>	6 <sup>th</sup>	5 <sup>th</sup>	NC
Daniel Ricciardo	-	-	-	-	-	-	-	15 <sup>th</sup>	16 <sup>th</sup>	4 <sup>th</sup>	6 <sup>th</sup>	4 <sup>th</sup>
Fernando Alonso	6 <sup>th</sup>	1 <sup>st</sup>	1 <sup>st</sup>	5 <sup>th</sup>	10 <sup>th</sup>	8 <sup>th</sup>	1 <sup>st</sup>	7 <sup>th</sup>	8 <sup>th</sup>	9 <sup>th</sup>	11 <sup>th</sup>	-
Kimi Räikkönen	DNF	3 <sup>rd</sup>	3 <sup>rd</sup>	3 <sup>rd</sup>	2 <sup>nd</sup>	6 <sup>th</sup>	-	2 <sup>nd</sup>	2 <sup>nd</sup>	10 <sup>th</sup>	2 <sup>nd</sup>	2 <sup>nd</sup>
Jenson Button	3 <sup>rd</sup>	DNF	4 <sup>th</sup>	DNF	DNF	1 <sup>st</sup>	7 <sup>th</sup>	18 <sup>th</sup>	10 <sup>th</sup>	17 <sup>th</sup>	DNF	NC
Kevin Magnussen	-	-	-	-	-	-	-	-	-	DNF	-	11 <sup>th</sup>
Pastor Maldonado	-	-	-	-	-	-	-	DNF	11 <sup>th</sup>	14 <sup>th</sup>	15 <sup>th</sup>	-
Romain Grosjean	-	-	-	-	-	-	-	3 <sup>rd</sup>	3 <sup>rd</sup>	12 <sup>th</sup>	7 <sup>th</sup>	5 <sup>th</sup>
Nico Rosberg	-	-	7 <sup>th</sup>	10 <sup>th</sup>	8 <sup>th</sup>	9 <sup>th</sup>	5 <sup>th</sup>	5 <sup>th</sup>	9 <sup>th</sup>	2 <sup>nd</sup>	3 <sup>rd</sup>	1 <sup>st</sup>
Lewis Hamilton	-	-	-	2 <sup>nd</sup>	13 <sup>th</sup>	4 <sup>th</sup>	3 <sup>rd</sup>	8 <sup>th</sup>	5 <sup>th</sup>	1 <sup>st</sup>	1 <sup>st</sup>	3 <sup>rd</sup>
Adrian Sutil	-	-	-	15 <sup>th</sup>	19 <sup>th</sup>	16 <sup>th</sup>	12 <sup>th</sup>	-	13 <sup>th</sup>	DNF	-	-
Esteban Gutierrez	-	-	-	-	-	-	-	-	18 <sup>th</sup>	DNF	-	NC
Sergio Perez	-	-	-	-	-	-	-	11 <sup>th</sup>	6 <sup>th</sup>	3 <sup>rd</sup>	8 <sup>th</sup>	16 <sup>th</sup>
Nico Hulkenberg	-	-	-	-	-	-	14 <sup>th</sup>	12 <sup>th</sup>	12 <sup>th</sup>	5 <sup>th</sup>	13 <sup>th</sup>	15 <sup>th</sup>
Felipe Massa	12 <sup>th</sup>	7 <sup>th</sup>	9 <sup>th</sup>	1 <sup>st</sup>	1 <sup>st</sup>	14 <sup>th</sup>	2 <sup>nd</sup>	9 <sup>th</sup>	15 <sup>th</sup>	7 <sup>th</sup>	10 <sup>th</sup>	8 <sup>th</sup>
Valtteri Bottas	-	-	-	-	-	-	-	-	14 <sup>th</sup>	8 <sup>th</sup>	4 <sup>th</sup>	9 <sup>th</sup>
Jean-Eric Vergne	-	-	-	-	-	-	-	14 <sup>th</sup>	DNF	DNF	-	-
Daniil Kvyat	-	-	-	-	-	-	-	-	-	11 <sup>th</sup>	9 <sup>th</sup>	7 <sup>th</sup>
Kamui Kobayashi	-	-	-	-	-	-	DNF	13 <sup>th</sup>	-	15 <sup>th</sup>	-	-
Marcus Ericsson	-	-	-	-	-	-	-	-	-	DNF	14 <sup>th</sup>	12 <sup>th</sup>
Jules Bianchi	-	-	-	-	-	-	-	-	19 <sup>th</sup>	16 <sup>th</sup>	-	-
Max Chilton	-	-	-	-	-	-	-	-	20 <sup>th</sup>	13 <sup>th</sup>	-	-
Felipe Nasr	-	-	-	-	-	-	-	-	-	-	12 <sup>th</sup>	14 <sup>th</sup>
Will Stevens	-	-	-	-	-	-	-	-	-	-	16 <sup>th</sup>	-
Roberto Merhi	-	-	-	-	-	-	-	-	-	-	17 <sup>th</sup>	-
Max Verstappen	-	-	-	-	-	-	-	-	-	-	18 <sup>th</sup>	6 <sup>th</sup>
Carlo Sainz Jr	-	-	-	-	-	-	-	-	-	-	19 <sup>th</sup>	NC
Stoffel Vandoorne	-	-	-	-	-	-	-	-	-	-	-	10 <sup>th</sup>
Pascal Wehrlein	-	-	-	-	-	-	-	-	-	-	-	13 <sup>th</sup>
Rio Haryanto	-	-	-	-	-	-	-	-	-	-	-	17 <sup>th</sup>

**STATISTICAL HISTORY - 2016 FORMULA 1 GULF AIR BAHRAIN GRAND PRIX RESULTS**

Pos.	Driver	Team	Time / Retired	Grid
1	Nico Rosberg	Mercedes AMG Petronas F1 Team	1:33:34.696	2
2	Kimi Räikkönen	Scuderia Ferrari	+10.282s	4
3	Lewis Hamilton	Mercedes AMG Petronas F1 Team	+30.148s	1
4	Daniel Ricciardo	Red Bull Racing	+61.751s	5
5	Romain Grosjean	Haas F1 Team	+62.494s	9
6	Max Verstappen	Scuderia Toro Rosso	+80.929s	10
7	Daniil Kvyat	Red Bull Racing	+1 Lap	15
8	Felipe Massa	Williams Martini Racing	+1 Lap	7
9	Valtteri Bottas	Williams Martini Racing	+1 Lap	6
10	Stoffel Vandoorne	McLaren Honda F1 Team	+ 1 Lap	12
11	Kevin Magnussen	Renault Sport Formula One Team	+1 Lap	19
12	Marcus Ericsson	Sauber F1 Team	+1 Lap	17
13	Pascal Wehrlein	MRT Mercedes	+1 Lap	16
14	Felipe Nasr	Sauber F1 Team	+ 1 Lap	22
15	Nico Hulkenberg	Sahara Force India F1 Team	+ 1 Lap	8
16	Sergio Perez	Sahara Force India F1 Team	+ 1 Lap	18
17	Rio Haryanto	MRT Mercedes	+ 1 Lap	21
NC	Carlos Sainz Jnr	Scuderia Toro Rosso	DNF	11
NC	Esteban Gutierrez	Haas F1 Team	DNF	13
NC	Jenson Button	McLaren Honda F1 Team	DNF	14
NC	Sebastian Vettel	Scuderia Ferrari	DNF	3
NC	Jolyon Palmer	Renault Sport Formula One Team	DNF	20

**Pole position:** Lewis Hamilton 1:29.493

**Fastest lap:** Nico Rosberg 1:34.482

## STATISTICAL HISTORY - DRIVERS & CONSTRUCTORS CLASSIFICATIONS END OF 2016

Pos	Driver	Points	Pos	Team	Points
1	Nico Rosberg	385	1	Mercedes AMG Petronas F1	765
2	Lewis Hamilton	380	2	Red Bull Racing	468
3	Daniel Ricciardo	256	3	Scuderia Ferrari	398
4	Sebastian Vettel	212	4	Sahara Force India F1 Team	173
5	Max Verstappen	204	5	Williams Martini Racing	138
6	Kimi Räikkönen	186	6	McLaren Honda	76
7	Sergio Perez	101	7	Scuderia Toro Rosso	63
8	Valtteri Bottas	85	8	Haas Ferrari	29
9	Nico Hulkenberg	72	9	Renault	8
10	Fernando Alonso	54	10	Sauber Ferrari	2
11	Felipe Massa	53	11	MRT Mercedes	1
12	Carlos Sainz Jnr	46			
13	Romain Grosjean	29			
14	Daniil Kvyat	25			
15	Jenson Button	21			
16	Kevin Magnussen	7			
17	Felipe Nasr	2			
18	Jolyon Palmer	1			
19	Pascal Wehrlein	1			
20	Stoffel Vandoorne	1			
21	Esteban Gutierrez	0			

## STATISTICAL HISTORY 2016 FIA FORMULA 1 WORLD CHAMPIONSHIP WINNERS RESULTS

GRAND PRIX	DATE	DRIVER	Team	TIME
Australia	20 Mar	Nico Rosberg	Mercedes AMG Petronas	1:48:15.565
Bahrain	03 Apr	Nico Rosberg	Mercedes AMG Petronas	1:33:34.696
China	17 Apr	Nico Rosberg	Mercedes AMG Petronas	1:38:53.891
Russia	01 May	Nico Rosberg	Mercedes AMG Petronas	1:32:41.997
Spain	29 May	Max Verstappen	Red Bull Racing	1:41:40.017
Monaco	29 May	Lewis Hamilton	Mercedes AMG Petronas	1:59:29.133
Canada	12 Jun	Lewis Hamilton	Mercedes AMG Petronas	1:31:05.296
Europe	19 Jun	Nico Rosberg	Mercedes AMG Petronas	1:32:52.366
Austria	03 Jul	Lewis Hamilton	Mercedes AMG Petronas	1:27:38.107
Great Britain	10 Jul	Lewis Hamilton	Mercedes AMG Petronas	1:34:55.831
Hungary	24 Jul	Lewis Hamilton	Mercedes AMG Petronas	1:40:30.115
Germany	31 Jul	Lewis Hamilton	Mercedes AMG Petronas	1:30:44.200
Belgium	28 Aug	Nico Rosberg	Mercedes AMG Petronas	1:44:51.058
Italy	04 Sep	Nico Rosberg	Mercedes AMG Petronas	1:17:28.089
Singapore	18 Sep	Nico Rosberg	Mercedes AMG Petronas	1:55:48.950
Malaysia	02 Oct	Daniel Ricciardo	Red Bull Racing	1:37:12.776
Japan	23 Oct	Lewis Hamilton	Mercedes AMG Petronas	1:26:43.333
United States	23 Oct	Lewis Hamilton	Mercedes AMG Petronas	1:38:12.618
Mexico	30 Oct	Lewis Hamilton	Mercedes AMG Petronas	1:40:31.402
Brazil	13 Nov	Lewis Hamilton	Mercedes AMG Petronas	3:01:01.335
Abu Dhabi	27 Nov	Lewis Hamilton	Mercedes AMG Petronas	1:38:04.013

**HISTORY BOOK: FIGURES/FACTS/STATISTICS**
**DRIVER WORLD CHAMPIONS 2016 - 1982 (\*not including/including deleted points)**

Year	Driver	Nat.	Team	Points	Wins	Poles
2016	Nico Rosberg	GER	Mercedes AMG Petronas F1	385	9	8
2015	Lewis Hamilton	GBR	Mercedes AMG Petronas F1	381	10	11
2014	Lewis Hamilton	GBR	Mercedes AMG Petronas F1	384	11	7
2013	Sebastian Vettel	GER	RBR-Renault	397	13	9
2012	Sebastian Vettel	GER	RBR-Renault	281	5	6
2011	Sebastian Vettel	GER	RBR-Renault	392	11	15
2010	Sebastian Vettel	GER	RBR-Renault	256	5	10
2009	Jenson Button	GBR	Brawn Mercedes	95	6	6
2008	Lewis Hamilton	GBR	McLaren Mercedes	98	5	7
2007	Kimi Räikkönen	FIN	Ferrari	110	6	3
2006	Fernando Alonso	ESP	Renault	134	7	6
2005	Fernando Alonso	ESP	Renault	133	7	6
2004	Michael Schumacher	GER	Ferrari	148	13	8
2003	Michael Schumacher	GER	Ferrari	93	6	5
2002	Michael Schumacher	GER	Ferrari	144	11	9
2001	Michael Schumacher	GER	Ferrari	123	9	11
2000	Michael Schumacher	GER	Ferrari	108	9	9
1999	Mika Häkkinen	FIN	McLaren Mercedes	76	5	11
1998	Mika Häkkinen	FIN	McLaren Mercedes	100	8	9
1997	Jacques Villeneuve	CAN	Williams Renault	81	7	10
1996	Damon Hill	GBR	Williams Renault	97	8	9
1995	Michael Schumacher	GER	Benetton Renault	102	9	4
1994	Michael Schumacher	GER	Benetton Ford	92	8	6
1993	Alain Prost	FRA	Williams Renault	99	7	13
1992	Nigel Mansell	GBR	Williams Renault	108	9	14
1991	Ayrton Senna	BRA	McLaren Honda	96	7	8
1990	Ayrton Senna	BRA	McLaren Honda	78	6	10
1989	Alain Prost	FRA	McLaren Honda	76/81 *	4	2
1988	Ayrton Senna	BRA	McLaren Honda	90/94 *	8	13
1987	Nelson Piquet	BRA	Williams Honda	73/76 *	3	4
1986	Alain Prost	FRA	McLaren TAG Porsche	72/74 *	4	1
1985	Alain Prost	FRA	McLaren TAG Porsche	73/76 *	5	2
1984	Niki Lauda	AUT	McLaren TAG Porsche	72	5	0
1983	Nelson Piquet	BRA	Brabham BMW	59	3	1
1982	Keke Rosberg	FIN	Williams Ford	44	1	1

**DRIVERS WORLD CHAMPIONS 1981 - 1950** (\*not including / including deleted points)

Year	Driver	Nat.	Team	Points	Wins	Poles
1981	Nelson Piquet	BRA	Brabham	50	3	4
1980	Alan Jones	AUS	Williams	67	5	3
1979	Jody Scheckter	S	Ferrari	51	3	1
1978	Mario Andretti	USA	Lotus Ford	64	6	8
1977	Niki Lauda	AUT	Ferrari	72	3	2
1976	James Hunt	GBR	McLaren Ford	69	6	8
1975	Niki Lauda	AUT	Ferrari	64.5	5	9
1974	Emerson Fittipaldi	BRA	McLaren Ford	55	3	2
1973	Jackie Stewart	GBR	Tyrrell Ford	71	5	3
1972	Emerson Fittipaldi	BRA	Lotus Ford	61	5	3
1971	Jackie Stewart	GBR	Tyrrell Ford	62	6	6
1970	Jochen Rindt	AUT	Lotus Ford	45	5	3
1969	Jackie Stewart	GBR	Matra Ford	63	6	2
1968	Graham Hill	GBR	Lotus Ford	48	3	2
1967	Denny Hulme	NZE	Brabham Repco	51	2	0
1966	Jack Brabham	AUS	Brabham Repco	42/45 *	4	3
1965	Jim Clark	GBR	Lotus Climax	54	6	6
1964	John Surtees	GBR	Ferrari	40	2	2
1963	Jim Clark	GBR	Lotus Climax	54/73 *	7	7
1962	Graham Hill	GBR	BRM	42/52 *	4	1
1961	Phil Hill	USA	Ferrari	34/38 *	2	5
1960	Jack Brabham	AUS	Cooper Climax	43	5	3
1959	Jack Brabham	AUS	Cooper Climax	31/34 *	2	1
1958	Mike Hawthorn	GBR	Ferrari	42/49 *	1	4
1957	Juan-Manuel Fangio	ARG	Maserati	40/46 *	4	4
1956	Juan-Manuel Fangio	ARG	Lancia / Ferrari	30/33 *	3	5
1955	Juan-Manuel Fangio	ARG	Mercedes	40/41 *	4	3
1954	Juan-Manuel Fangio	ARG	Mercedes / Maserati	42/57 *	6	5
1953	Alberto Ascari	ITA	Ferrari	34.5/46.5 *	5	6
1952	Alberto Ascari	ITA	Ferrari	36/52.5 *	6	5
1951	Juan-Manuel Fangio	ARG	Alfa Romeo	31/37 *	3	4
1950	Giuseppe Farina	ITA	Alfa Romeo	30	3	2



**CONSTRUCTOR WORLD CHAMPIONS 2016 - 1982**


---

<b>Year</b>	<b>Constructor</b>	<b>Points</b>	<b>Driver</b>
<b>2016</b>	Mercedes AMG Petronas F1	765	L. Hamilton N. Rosberg
<b>2015</b>	Mercedes AMG Petronas F1	703	L. Hamilton N. Rosberg
<b>2014</b>	Mercedes AMG Petronas F1	701	L Hamilton, N Rosberg
<b>2013</b>	Red Bull Racing-Renault	596	S. Vettel, M. Webber
<b>2012</b>	Red Bull Racing-Renault	460	S. Vettel, M. Webber
<b>2011</b>	Red Bull Racing-Renault	650	S. Vettel, M. Webber
<b>2010</b>	Red Bull Racing-Renault	498	S. Vettel, M. Webber
<b>2009</b>	Brawn Mercedes	172	J. Button, R. Barrichello
<b>2008</b>	Ferrari	172	K. Räikkönen, F. Massa
<b>2007</b>	Ferrari	204	K. Räikkönen, F. Massa
<b>2006</b>	Mild Seven Renault F1	206	F. Alonso, G. Fisichella
<b>2005</b>	Mild Seven Renault F1	191	F. Alonso, G. Fisichella
<b>2004</b>	Ferrari	262	M. Schumacher, R. Barrichello
<b>2003</b>	Ferrari	158	M. Schumacher, R. Barrichello
<b>2002</b>	Ferrari	221	M. Schumacher, R. Barrichello
<b>2001</b>	Ferrari	179	M. Schumacher, R. Barrichello
<b>2000</b>	Ferrari	170	M. Schumacher, R. Barrichello
<b>1999</b>	Ferrari	128	M. Schumacher, E. Irvine
<b>1998</b>	McLaren Mercedes	156	M. Häkkinen, D. Coulthard
<b>1997</b>	Williams Renault	123	J. Villeneuve, H.-H. Frentzen
<b>1996</b>	Williams Renault	175	D. Hill, J. Villeneuve
<b>1995</b>	Benetton Renault	137	M. Schumacher, J. Herbert
<b>1994</b>	Williams Renault	118	A. Senna, D. Hill, D. Coulthard, N. Mansell
<b>1993</b>	Williams Renault	168	A. Prost, D. Hill
<b>1992</b>	Williams Renault	164	N. Mansell, R. Patrese
<b>1991</b>	McLaren Honda	139	A. Senna, G. Berger
<b>1990</b>	McLaren Honda	121	A. Senna, G. Berger
<b>1989</b>	McLaren Honda	141	A. Prost, A. Senna
<b>1988</b>	McLaren Honda Turbo	199	A. Senna, A. Prost
<b>1987</b>	Williams Honda Turbo	137	N. Piquet, N. Mansell, R. Patrese
<b>1986</b>	Williams Honda Turbo	141	N. Mansell, N. Piquet
<b>1985</b>	McLaren TAG Porsche Turbo	90	A. Prost, N. Lauda, J. Watson
<b>1984</b>	McLaren TAG Porsche Turbo	143.5	N. Lauda, A. Prost
<b>1983</b>	Ferrari Turbo	89	P. Tambay, R. Arnoux
<b>1982</b>	Ferrari Turbo	74	G. Villeneuve, D. Pironi, P. Tambay, M. Andretti

## CONSTRUCTOR WORLD CHAMPIONS 1981 - 1958

Year	Constructor	Points	Driver
1981	Williams Ford	95	A. Jones, C. Reutemann
1980	Williams Ford	120	A. Jones, C. Reutemann
1979	Ferrari	113	J. Scheckter, G. Villeneuve
1978	Lotus Ford	86	Mario Andretti, R. Peterson, J. P. Jarier
1977	Ferrari	95	N. Lauda, C. Reutemann, G. Villeneuve
1976	Ferrari	83	N. Lauda, C. Regazzoni, C. Reutemann
1975	Ferrari	72.5	N. Lauda, C. Regazzoni
1974	McLaren Ford	73	E. Fittipaldi, D. Hulme
1973	Lotus Ford	92	E. Fittipaldi, R. Peterson
1972	Lotus Ford	61	E. Fittipaldi, D. Walker, R. Wisell
1971	Tyrrell Ford	73	J. Stewart, F. Cevert
1970	Lotus Ford	59	J. Rindt, R. Wisell, E. Fittipaldi, J. Miles
1969	Matra Ford (Tyrrell)	66	J. Stewart, J. P. Beltoise, J. Servoz-Gavin
1968	Lotus Ford	62	G. Hill, J. Clark, J. Oliver
1967	Brabham Repco	63	D. Hulme, J. Brabham
1966	Brabham Repco	42/49 *	J. Brabham, D. Hulme
1965	Lotus Climax	54/59 *	J. Clark, M. Spence
1964	Ferrari	45/49 *	J. Surtees, L. Bandini
1963	Lotus Climax	54/74 *	J. Clark, T. Taylor
1962	BRM	42/56 *	G. Hill, R. Ginther
1961	Ferrari	40/52 *	P. Hill, W. von Trips, R. Ginther, G. Baghetti,
1960	Cooper Climax	48/58 *	J. Brabham, B. McLaren, H. Taylor,
1959	Cooper Climax	40/53 *	J. Brabham, J. L. Trintignant, B. McLaren,
1958	Vanwall	48/57 *	S. Moss, T. Brooks, S. Lewis-Evans

**DRIVERS' RECORDS - AT THE BEGINNING OF THE 2017 SESSION - THE MOST.....**

F1 Titles			GP Wins			Points		
<b>1</b>	M. Schumacher	7	<b>1</b>	M. Schumacher	91	<b>1</b>	L. Hamilton	2290
<b>2</b>	J. -M. Fangio	5	<b>2</b>	L. Hamilton	54	<b>2</b>	S. Vettel	2151
<b>3</b>	S. Vettel	4	<b>3</b>	A. Prost	51	<b>3</b>	F. Alonso	1832
<b>=</b>	A. Prost	4	<b>4</b>	S. Vettel	43	<b>4</b>	M. Schumacher	1462
<b>4</b>	J. Brabham	3	<b>5</b>	A. Senna	41	<b>5</b>	K. Räikkönen	1382
<b>=</b>	J. Stewart	3	<b>6</b>	F. Alonso	32	<b>6</b>	N. Rosberg	1234.5
<b>=</b>	N. Lauda	3	<b>7</b>	N. Mansell	31	<b>7</b>	J. Button	1214
<b>=</b>	N. Piquet	3	<b>8</b>	J. Stewart	27	<b>8</b>	F. Massa	1081
<b>=</b>	L. Hamilton	3	<b>9</b>	J. Clark	25	<b>9</b>	M. Webber	786.5
<b>5</b>	A. Senna	3	<b>=</b>	N. Lauda	25	<b>10</b>	A. Prost	768.5

GP Starts			Pole positions			Fastest lap		
<b>1</b>	R. Barrichello	322	<b>1</b>	M. Schumacher	68	<b>1</b>	M. Schumacher	77
<b>2</b>	M. Schumacher	306	<b>2</b>	A. Senna	65	<b>2</b>	A. Prost	41
<b>3</b>	J. Button	285	<b>3</b>	L. Hamilton	63	<b>3</b>	K. Räikkönen	41
<b>4</b>	F. Alonso	276	<b>4</b>	S. Vettel	46	<b>4</b>	N. Mansell	30
<b>5</b>	R. Patrese	256	<b>5</b>	J. Clark	33	<b>5</b>	L. Hamilton	29
<b>6</b>	K. Räikkönen	255	<b>=</b>	A. Prost	33	<b>=</b>	J. Clark	28
<b>7</b>	J. Trulli	254	<b>7</b>	N. Mansel	32	<b>7</b>	M. Häkkinen	25
<b>8</b>	F. Massa	253	<b>8</b>	J.M. Fangiol	29	<b>8</b>	N. Lauda	24
<b>9</b>	D. Coulthard	247	<b>9</b>	M. Häkkinen	29	<b>9</b>	N. Piquet	23
<b>10</b>	D.Coulthard	247	<b>10</b>	N. Lauda	24	<b>10</b>	S. Vettel	23

**DRIVERS' RECORDS - AT THE BEGINNING OF THE 2017 SESSION - THE MOST.....**

F1 Title			GP Wins			Fastest lap		
1	Ferrari	16	1	Ferrari	224	1	Ferrari	238
2	Williams	9	2	McLaren	182	2	McLaren	153
3	McLaren	8	3	Williams	114	3	Williams	133
4	Lotus (1952)	7	4	Lotus (1952)	81	4	Lotus (1952)	76
5	Red Bull	4	5	Mercedes AMG	55	5	Red Bull	52
6	Mercedes AMG	3	6	Red Bull	50	6	Brabham	41
7	Brabham	2	7	Brabham	35	7	Mercedes AMG	38
8	Cooper	2	8	Benetton	27	8	Benetton	36
9	Renault	2	9	Tyrrell	23	9	Tyrrell	20
10	Brabham	2	10	Renault	20	10	Renault	13

GP Starts			Pole positions			Points		
1	Ferrari	931	1	Ferrari	207	1	Ferrari	6660.5
2	McLaren	803	2	McLaren	155	2	McLaren	5116.5
3	Williams	667	3	Williams	128	3	Red Bull	3520.5
4	Lotus (1952)	552	4	Lotus (1952)	107	4	Williams	3346
5	Tyrrell	430	5	Mercedes AMG	65	5	Lotus (1981)	2517.5
6	Sauber	424	6	Red Bull	58	6	Mercedes AMG	2467.14
7	Brabham	394	7	Renault	51	7	Lotus (1952)	1996
8	Minardi	340	8	Brabham	39	8	Renault	1318
9	Ligier	326	9	Benetton	15	9	Brabham	864
10	Renault	301	10	Tyrell	14	10	Benetton	851.5

## 2017 FIA FORMULA ONE WORLD CHAMPIONSHIP

### NEW RULES IN 2017

---

2017 features one of the biggest regulation shake-ups since the introduction of hybrid turbo power units in 2014. This time bodywork and tyres are the centre of attention, with both getting wider in order to boost downforce and grip, making the cars both faster and physically harder to drive.

**Tyres** - Tyres are around 25 percent wider than last season, with rear width up from 325mm to 405, and front width raised from 245 to 305. The diameter has also increased very slightly, though wheel rim size remains unchanged at 13 inches.

**Front Wing** - The front wing span is increased from 1650mm to 1800mm. Note, that the overall width of the car is up from 1800mm to 2000mm.

**Rear Wing and Rear Diffuser** - The height of the rear wing is reduced from 950mm to a maximum of 800mm. Meanwhile, the diffuser is more powerful thanks to increased height – up from 125mm to 175mm and width – up from 1000mm to 1050mm. It is also longer, now extending ahead of the rear wheel axle line.

**Sidepods** - Bodywork is wider, with maximum width up from 1400mm to 1600mm.

**Weight** - Maximum weight is increased from 702kg to 722kg plus tyres.

**Power Units** - A rule change has been made to prevent drivers stockpiling spare power unit elements. During any single event, if a driver introduces more than one of a power unit element that is subject to a grid penalty, only the last element fitted may be used at subsequent events without further penalty.

A number of changes have also been introduced aimed at reducing power unit costs, guaranteeing supply for customer teams, and closing the performance gap between engines:

- the power unit price for customer teams has been reduced by €1m per season compared to 2016.
- to ensure the supply of power units to customer teams, the homologation procedure now includes an 'obligation to supply' that is activated in the event of a team facing an absence of supply.
- the previous 'token' system for in-season engine development has been removed.
- additionally, constraints on power unit part weights, dimensions and materials, and on boost pressure, are being introduced in 2017 and in 2018.

**Wet-Weather Standing Starts** - If a safety car is deemed to be for the beginning of a race due to wet weather, unlike previously a normal standing start will occur once the track is deemed safe to race. The process will see the safety car return to the pit lane and the cars assemble on the grid.

**Helmet Livery** - Drivers must continue to use essentially the same helmet design at all races for easy recognition of the driver in the car. However, each driver is now allowed to use a special livery at one event of his choosing, such as a home race for example. Drivers will also be allowed to change their helmet liveries if changing teams during the season.

## 2017 FIA FORMULA ONE WORLD CHAMPIONSHIP

### SPORTING REGULATIONS IN 2017

---

#### Points, Classification & Race Distance

**Race Distance:** Formula One races are of near identical distance, calculated in the regulations as the least number of laps required to exceed 305 kilometres. Some races invariably take longer than others due to the differing average speed of circuits.

The only exception is Monaco, where the race distance is calculated as the minimum number of laps exceeding 260 kilometres.

**Points & Classification:** The top ten finishers in each Grand Prix score points towards both the drivers' and the constructors' world championships, according to the following scale:

<b>Position</b>	1 <sup>st</sup>	2 <sup>nd</sup>	3 <sup>rd</sup>	4 <sup>th</sup>	5 <sup>th</sup>	6 <sup>th</sup>	7 <sup>th</sup>	8 <sup>th</sup>	9 <sup>th</sup>	10 <sup>th</sup>
<b>Points</b>	25	18	15	12	10	8	6	4	2	1

The only exceptions to this is when a race is suspended and cannot be restarted, in which case if less than 75 percent of the race distance has been completed half points are awarded, and if less than two laps have been completed, no points are awarded.

Any driver who completes over 90 percent of the race will be classified as a finisher, regardless of whether they running as the winner took the chequered flag.

If a race is stopped before the full distance and a result is declared, the classification will reflect the race order at the end of the lap two laps prior to that on which the race was stopped (see 'Suspending and resuming a race'). For example, if a race is stopped on lap 60, the classification will be as it was at the end of lap 58.

The drivers' and constructors' championship titles are awarded to the driver and constructor who score the most points over the course of the season.

In the event of any ties for position, the driver or constructor with superior race results (based on descending order, from number of wins to number of second-places down) will be awarded the place.


## 2017 FIA FORMULA ONE WORLD CHAMPIONSHIP

### SPORTING REGULATIONS IN 2017 Cont...

---

**Drag Reduction System (DRS):** Use of the Drag Reduction System (DRS) overtaking aid (which alters the angle of the rear wing flap to reduce drag) is strictly controlled.

At all times, the race director can suspend the system in poor weather conditions, or if there are yellow flags in the DRS activation zone.

Drivers are free to activate the DRS as they wish within the designated DRS zones during practice and qualifying. However, if the DRS is disabled  any point during Q1, Q2, Q3, it will remain disabled for the remainder of the relevant period. Meanwhile during the race drivers will not be able to access the DRS for the first two laps following the race start or a safety car restart. DRS is however re-enabled immediately following a Virtual Safety Car (VSC) period.

Drivers may only activate it when they are within one second of the car in front (indicated to him via a dashboard light) at the DRS detection point.

The DRS will automatically be disabled (resetting the rear wing flap to its original position) the first time the driver uses the brakes after activation.

**Driver Changes and Additional Drivers:** Teams may use up to four drivers during a season, all of whom may score points in the championship. However, all drivers must possess an FIA Super Licence to compete in Formula One racing. To obtain that licence, they must be 18 years or older and meet strict performance standards.

Drivers must accumulate 40 points over a three-year period, with points allocated based on which motorsport series they have taken part in and what results they achieved. Drivers who qualify for a Super Licence but are then unable to secure an F1 racing seat get a three-year grace period in which their points are valid.



Apart from securing enough points, drivers will also have to have spent at least two years in junior single-seater categories, hold a valid road driver's licence and pass a test on the Formula One sporting regulations. They must also have completed 300 kilometres of testing in a recent F1 car before they can appear at an event.

On a race weekend, a team may make a driver change with the permission of the stewards any time before the start of qualifying. The new driver must use the engine and tyres allocated to the original driver. On top of this, in each of Friday's two practice sessions teams may run up to two additional drivers, although each team is still limited to two cars.

Any holder of a Super Licence may run as an additional driver, but stewards must be informed of a team's plans before the end of initial scrutineering on the Thursday prior to practice.

## 2017 FIA FORMULA ONE WORLD CHAMPIONSHIP

### SPORTING REGULATIONS IN 2017 Cont...

---

**Officials:** At every Grand Prix there are seven key race officials who monitor and control the activities of the stewards and marshals to ensure the smooth and safe operation of the event in accordance with FIA regulations. Five of the seven officials are nominated by the FIA. These are the race director (currently Charlie Whiting), a permanent starter and three additional stewards, one of whom is nominated chairman and one of whom is an experienced former driver. The additional stewards must be FIA Super Licence holders.

The other two key officials are nominated by the National Sporting Authority (ASN) of the host country. These are the clerk of the course and an additional steward (who must be a national of the host nation). Both must hold a FIA Super Licence.

**Testing** - As the sport's technical demands have grown in recent years, so too has the importance of testing. But with the FIA ever mindful of rising costs, since 2007 teams have been limited to 15,000 test kilometres during a calendar year.

Promotional events (of which each team is allowed two per season up to a maximum distance of 100km each) and demonstration events (of which each team is allowed two per season up to a maximum distance of 15km using demonstration tyres) do not count towards this tally.

Testing can only take place with one car per team at FIA-approved sites and cannot take place outside of Europe without the agreement of a majority of the teams.

Ahead of a session, teams must inform the governing body of their schedule so that an observer can be appointed if deemed necessary.

All cars must be fitted with the standardised, FIA-approved Electronic Control Unit and have successfully passed all FIA-mandated crash tests. Cars must also comply with all cockpit and safety equipment requirements during testing as they would at races; such as the position of the driver's head, all headrest padding, cockpit padding and ease of driver egress.

Between February 1 and ten days before the first race of the season, the teams are permitted to take part in two team tests of no more than four days. One of the days during these tests must be set aside for wet-weather tyre testing.

From 10 days before the start of the season to the end of the calendar year, the teams are permitted to take part in two team tests of no more than two consecutive days at circuits where an event has just taken place. These tests must commence no less than 36 hours after the end of said event.

Two days of each in-season test must be allocated to young driver training. A young driver is classified as someone who has competed two or fewer Grands Prix.

The FIA also reserves the right to organise up to 25 car days of testing on behalf of the official tyre provider for the sole purpose of tyre development.

All competitors must observe a factory shutdown period of 14 consecutive days in July and/or August, during which time their wind tunnels and Computational Fluid Dynamics (CFD) facilities must not be used for Formula One activities.

Wind tunnel testing is heavily restricted, both in terms of what kind of testing may be done and how long it may be done for. Scale models used may be no larger than 60 percent and speeds are limited to 50 meters per second. Similar restrictions also apply to CFD simulation work.



## 2017 FIA FORMULA ONE WORLD CHAMPIONSHIP

### SPORTING REGULATIONS IN 2017 Cont...

---

#### TECHNICAL ASPECTS

**Bodywork and Dimensions:** The size and dimensions of Formula One cars are tightly controlled by the regulations. They must be no more than 2000mm wide. The length, height and shape of the car are effectively governed by other specific parameters. For example, bodywork between the front and rear wheel center lines must not be more than 1600mm wide. In order to prevent tyre damage to other cars, some pieces of bodywork must be at least 10mm thick. No part of the car can be more than 950mm in height. Positioning and size of other bodywork or aerodynamic pieces for example, wings are strictly controlled. With the exception of the rear wing, moveable bodywork is not allowed. Furthermore, any system, device or procedure which uses driver movement as a means of altering the aerodynamic characteristics of the car's bodywork is prohibited. Cars may be equipped with moveable rear wings which allow the driver to control the wing's angle of incidence (within specified limits) from the cockpit (commonly known as Drag Reduction System, or DRS).

The **DRS system** is electronically governed and is only available during the race when a driver is less than one second behind another car at pre-determined points on the track. The system is then deactivated once the driver brakes.

Bodywork that flexes excessively could in theory be used to gain an aerodynamic advantage. Therefore, specific sections of the bodywork, such as the front wing, must be sufficiently rigid to pass the FIA's ever more stringent deflection tests.

The size of a Formula One car's cockpit opening must comply with strict specifications. Compliance with these specifications is tested by lowering a specially made template into the cockpit.

The driver must be able to enter and get out of the cockpit without it being necessary to open a door or remove any part of the car other than the steering wheel. From his normal seating position, with all seat belts fastened and whilst wearing his usual driving equipment, the driver must be able to remove the steering wheel and get out of the car within five seconds and then replace the steering wheel within a further five seconds. The steering wheel must be fitted with a quick release mechanism.

The car's survival cell structure, designed to protect the driver in the event of an accident, must extend at least 300mm beyond the driver's feet, which must not be forward of the front-wheel center line.

**Scrutineering and Weighing:** A team of specially appointed scrutineers has the power to check cars at any point during a Grand Prix weekend to ensure that they fully comply with technical and safety regulations. A car cannot take part in the event until it has passed scrutineering. Every car is initially examined in its respective garage between 10.00 and 16.00 on the Thursday of a race meeting (Wednesday at Monaco).

A car must be re-examined by scrutineers if any significant changes are made to it by the team or if it is involved in an accident. In addition to scrutineering, cars are also weighed during the Grand Prix weekend to ensure that they comply with minimum weight requirements (722kg).

## 2017 FIA FORMULA ONE WORLD CHAMPIONSHIP

### SPORTING REGULATIONS IN 2017 Cont...

---

Cars taking part in FP1, FP2 or FP3 may be selected at random to be weighed at the end of each of these sessions. Cars taking part in Q1 and Q2 are called in at random to be weighed, while all cars participating in Q3 are weighed after the session.

Classified finishers are weighed again after the race. If a driver wishes to leave his car before it is weighed he must ask the technical delegate to weigh him in order that this weight may be added to that of the car.

Any competitor failing to meet the minimum weight may lose their qualifying times or be excluded from the race results unless this is due to the accidental loss of part of the car.

Cars must weigh at least 702kg (including the driver but not fuel) at all times during an event. Cars are weighed with dry-weather tyres fitted. Teams may use ballast to bring cars up to weight but it must be firmly secured to the cars. Ballast may not be removed or added during a race. Weight applied on the front and rear wheels must not be less than 328kg and 387kg respectively during qualifying. No substance may be added to the car during the race with the exception of compressed gasses. If a part requires replacing during the race the new part must not weigh more than the original.

**Brake system:** Formula One cars must have one brake system operated through a single brake pedal. However, the system must comprise of two hydraulic circuits - one for the front wheels and one for the rear. Should one circuit fail the other must remain operational. Anti-lock braking systems (ABS) are not allowed - brake pressure must be controlled by the driver's physical input only and not by any other system. The only exception is the electronic rear brake control system, which is teams can use to compensate for the effect of Energy Recovery Systems (ERS) on the rear axle. The rear brake control system is allowed provided that the driver brake pedal is connected to a hydraulic master cylinder that generates a pressure source that can be applied to the rear braking circuit if the powered system is disabled.

Each wheel must have no more than one brake disc of 278mm maximum diameter and 32mm maximum thickness. Each disc must have only one aluminum caliper, with a maximum of six circular pistons, and no more than two brake pads. The size of the air ducts used to cool the brakes is strictly controlled and they must not protrude beyond the wheels. The use of liquid to cool the brakes is forbidden.

**Car Construction:** The construction of Formula One cars and the materials used are strictly controlled by the regulations to maximise their safety. The main structure of the car comprises a safety cell, which contains the cockpit plus the flexible fuel cell, which is housed immediately behind (but separated from) the driver. This safety cell must meet minimum size requirements and must have an impact-absorbing structure immediately in front of it. The design of the car must also include an additional impact-absorbing structure at the rear, behind the gearbox, and on the flanks of the car. Both sides of the survival cell feature anti-intrusion panels. Made from Zylon these extend upwards from the bottom of the chassis to the rim of the cockpit and alongside the driver's head.

The car must have two roll structures to protect the driver in the event of the car overturning. One must be immediately behind the driver's head, the other at the front of the cockpit, immediately ahead of the steering wheel. The car and its survival cell must pass several strict impact, roll and static load tests before the car is allowed to take to the track.

## 2017 FIA FORMULA ONE WORLD CHAMPIONSHIP

### SPORTING REGULATIONS IN 2017 Cont...

---

**Electrical:** The electrical and software systems of all cars are inspected by the FIA at the start of the season and the teams must notify them in advance of any subsequent changes. All teams must use the same FIA-specification Electronic Control Unit (ECU) for controlling power unit, gearbox, clutch and differential. The standard ECU, which is manufactured by an FIA designated supplier to a specification determined by the FIA, may only be used with approved software and must be connected to the control system wiring loom, sensors and actuators in a specified manner.

All software must be registered with the FIA, who check all the programmable systems on the cars prior to each event to ensure that the correct software versions are being used. Electronic systems, which can automatically detect the race start signal, are forbidden. All pit to car telemetry is prohibited. All pit to car radio transmissions must be open and accessible to both the FIA and broadcasters. In the event of an accident, each car carries an accident data recorder and is also fitted with a warning light, which is connected to the FIA data logger. The light, which is situated on the top surface of the car, in front of the cockpit, illuminates automatically, thus giving rescue crews an immediate indication of the accident severity. In the cockpit, every car must have a track signal information display (usually integrated into the steering wheel), which informs the driver of circuit conditions via red, blue and yellow lights (corresponding to the colours of the track marshals' flags).

**Power Unit & ERS:** The internal combustion engine of a F1 car must be 1.6 liters in capacity and limited to 15000rpm. The engine must have 6 cylinders in a 90-degree formation with two inlet and two exhaust valves per cylinder and a single turbocharge. They must also have one single tailpipe for the turbine and either one or two tailpipes for the wastegate. Fuel flow to the engine is limited to 100 kilograms per hour. The use of any device, other than the engine and on MGU-K to power the car is not allowed. The overall weight of the power unit must be a minimum of 145kg. The Energy Store must be installed wholly within the survival cell and must weigh between 20kg and 25kg.

The crankcase and cylinder block of the engine must be made of cast or wrought aluminum alloys - the use of composite materials is not allowed. The crankshaft and camshafts must be made from an iron-based alloy, pistons from an aluminum alloy and valves from alloys based on iron, nickel, cobalt or titanium.

The MGU-H must be solely mechanically linked to the exhaust turbine of the pressure charging system. The MGU-K must be solely and permanently mechanically linked to the powertrain before the main clutch.

A maximum of 4MJ per lap can be transferred from the ES to the MGU-K (and then in turn to the drivetrain). A maximum of 2MJ per lap can be transferred from the MGU-K to the ES.

An unlimited amount of energy can be transferred between the MGU-H and the ES and/or MGU-K.

With the exception of cars starting a race from the pit lane, the MGU-K may only be used during a race start once the car has reached 100km/h.

## 2017 FIA FORMULA ONE WORLD CHAMPIONSHIP

### SPORTING REGULATIONS IN 2017 Cont...

---

**Fuel:** Formula One cars run on petrol, the specification is similar to that used in regular road cars. All fuel must comply with strict requirements and prior to each race the teams must supply the FIA with two separate five-liter samples for analysis and approval. Additional samples can then be taken during the event to ensure that there is no discrepancy between the fuel being used and that previously supplied in the samples.

Fuel tanks are also strictly governed - they must comprise a single rubber balder, which must be made of materials approved by the FIA and must be manufactured by certain approved companies. The tank must be situated directly behind the driver and directly ahead of the engine. All fuel lines must be self-sealing in the event of an accident and no lines must pass through the cockpit.

The fuel tank must be encased within a crushable structure that forms part of the car's safety cell. This structure must be able to withstand very high impact loads as specified in the regulations.

**Television:** Throughout the Grand Prix weekend all cars must be fitted with at least four on-board cameras or on-board camera housings. The four carefully defined camera/ camera housing locations are: the wing mirrors, the sides of the nose, the sides of engine cover and the top of the air box.

A camera must always be mounted on top of the air box above the driver's head must always contain a camera. A camera or camera housing must be fitted at the other three locations, depending on broadcast decisions. In addition to cameras, all cars must also be fitted with two timing transponders supplied by the officially appointed timekeepers. These transponders, which are fitted beside the cockpit and in the front of the chassis, allow the timekeepers to record every lap time of every car throughout the weekend.

It is the responsibility of the teams to ensure that the transponders are in working order at all times.

## RACE FLAGS

---

FLAG	MEANING
<b>BLACK</b> – with orange disc and driver's number	Warns driver of apparent mechanical failure and must return to his pit
<b>HALF BLACK, HALF WHITE</b> – with driver's number	Warns of unsporting behaviour. May be followed by a black flag if driver does not heed the warning
<b>BLACK</b> – with a car number	Driver must pit stop and report to clerk of the course
<b>BLACK &amp; WHITE</b> – chequered flag	End of race
<b>BLUE</b> - waved	A faster car is behind, trying to overtake (overlap)
<b>GREEN</b>	Previously warned hazard is now cleared, proceed at race speed
<b>RED</b>	Race stopped
WHITE	A slow vehicle is on the circuit
<b>YELLOW</b> – single	Danger ahead, proceed at reduced speed and with caution
<b>YELLOW</b> – two	Great danger ahead, be prepared to stop. Overtaking prohibited.
<b>YELLOW</b> – with red stripes	Slippery surface ahead

---

## SUPPORT RACES

### FORMULA 2

---

Twelve years ago, the GP2 Series™ was born and since 2005, it has firmly established itself on the world stage as one of the premier one-make racing championships in the world. The combination of a fast, safe, high tech car with a talent pool of the best up-and-coming drivers in single-seater motorsport has made the series a must-see for fans of real racing. The 2017 season is its first being known as Formula 2.

In 2016, eleven out of twenty-two drivers of the current Formula One grid got their chance to race at the pinnacle of motorsport after proving their worth in Formula 2. In fact, over 60 drivers so far have received the opportunity to drive an F1 car as a result of their time in Formula 2.

Since the inaugural season, drivers have graduated from Formula 2 to F1 every year, from the first ever Formula 2 champion (and reigning World Champion), Nico Rosberg to Stoffel Vandoorne this year. Following Nico's retirement, four of the Formula 2 champions remain racing in F1 again this season, reaffirming that Formula 2 is the natural path to the pinnacle of motorsport.

The thirteenth season of the Formula 2 Series promises incredible battles throughout the field as young drivers fight to follow in the footsteps of their now famous forebears all the way to the top.

The series provides an opportunity for emerging talents to show their ability in front of the F1 teams as they compete on world-renowned circuits, in a car created to ensure that the challenge for the teams is also maintained.

Pirelli, one of the most respected names in top level automotive expertise, allows Formula 2 to constantly evolve and, along with further relationships with a host of committed suppliers, to create a category which is both affordable, and technologically advanced.

The series benefits from a professional and experienced organization to scrutineer the cars and oversee the running of all Formula 2 events, while FOM's unparalleled expertise in the broadcasting and marketing of Formula 2 ensures that it has truly global reach and appeal.

### SAFETY & VALUES

---

Since its inception Formula 2 was designed to reflect five core values: performance, cost control, entertainment, safety and preparation. The sporting and technical regulations are the blueprint of the championship and are only changed if the proposed modifications fit into the template formed by these values, which remain the guiding principles of Formula 2.

**Performance:** Formula 2 lap times are highly competitive with the final few rows on the grid proving that there isn't another junior formula which can match the performance levels of this series. Engines which provide over 612bhp, plus ground effects and proper slick tyres make the Formula 2 cars powerful and tricky beasts to handle.

## FORMULA 2

---

**Cost control:** Operating at about 1% of the cost of running a Formula One team, Formula 2 teams nevertheless race on the same tracks, on the same weekends, for the same audience and offer very impressive racing for the crowd and the F1 paddock to enjoy. With centralised purchasing, strict limits on testing and an outright ban on individual developments costs are kept in check, while modifications are made with an eye on how they will affect the price structure for the teams.

**Entertainment:** By far Formula 2 biggest selling point is the excitement its races provide for the fans. With two races per weekend, reverse grids, compulsory pit stops, prime and option tyres and 22 identical cars on display, the series never fails to enthrall and entertain.

**Safety:** Racing at speeds very close to F1, safety is of course the highest priority. The Formula 2 car has passed every one of the stringent F1 FIA crash tests, and includes anti-intrusion panels, while wearing the HANS device is also compulsory. The series has a dedicated commitment to safety, which has been borne out over the last six years.

**Preparation:** The record speaks for itself: there has never been an F1 feeder category as successful as Formula 2. In 2016, the F1 grid was made up of ten Formula 2 graduates, including five Champions, with two (Lewis Hamilton and Nico Rosberg) going all the way to the top, earning four Formula 1 World Championships between them (2008, 2014, 2015 and 2016). There can be no finer testimonial to the benefit of the training the series provides to young drivers than that.

## THE CAR AND ENGINE

---

### DIMENSIONS

- Overall length : 5065mm
- Overall width : 1800mm
- Overall Height : 1072mm (including FOM roll hoop camera)
- Wheelbase : 3120mm
- Overall weight : 688 kg (driver on-board)

### ENGINE

- V8- 4 Liter naturally aspirated – 612 HP @ 10.000rpm - made by Mecachrome
- 8 in 1 exhaust
- Fly-by-wire accelerator system
- Rebuilt after 3600km - 4000km
- Torque 500Nm @ 8000rpm

## FORMULA 2

---

### PERFORMANCE

- Acceleration : 0 - 100km/h, 2.90sec  
: 0 - 200km/h, 6.60sec
- Max. speed : 330km/h (Monza aero configuration)
- Max. braking deceleration : -3.5G
- Max. lateral acceleration : +/- 3.9G

### MONOCOQUE & BODYWORK

- Survival cell - sandwich carbon/aluminum honeycomb structure made by Dallara
- Front & rear wing - carbon structures made by Dallara
- Bodywork - carbon - Kevlar honeycomb structures made by Dallara

### STEERING SYSTEM

- Non assisted rack and pinion steering system
- XAP steering wheel with dashboard, marshalling display, gear change and clutch paddles

### GEARBOX

- 6-speed longitudinal Hewland sequential gearbox
- Electro-hydraulic command via paddle shift from steering wheel
- AP carbon clutch; No on-board starter, anti-stall system
- Non hydraulic ramp differential

### FUEL CELL

- FIA Standard, Premier FT 125 liters

### ELECTRONIC FEATURES

- Magneti Marelli Marvel 8 ECU/GCU including data logging system
- XAP power supply management unit
- CAN data acquisition pre-equipment
- Beacon receiver



## FORMULA 2

---

### SUSPENSION

- Double steel wishbones, pushrod operated, twin dampers and torsion bars suspension (F) and spring suspension (R)
- Adjustable ride height, camber and toe
- Two way (F) / Four way (R) adjustable Koni dampers
- Adjustable anti-roll bar (Front/Rear)


### BREAKS

- 6 pistons monobloc Brembo calipers
- Hitco carbon-carbon brake discs and pads

### WHEELS & TYRES

- F1 standard wheel dimensions
- O.Z. Racing
- Magnesium rims
- 13" x 12" front & 13" x 13.7" rear
- Formula 2 specific Pirelli slick tyres

### SAFETY STANDARDS

- FIA F1 safety standards including:  front, side, rear and steering column impact tests
- Front and rear roll hoop, impact structures and monocoque push tests
- Anti-intrusion survival cell protection panels
- Wheel retainer safety cables

### EXTINGUISHER SYSTEM

- LIFELINE (electrically operated)

### CAMERA EQUIPMENT

- Roll hoop, nose cone and face shot camera pre-equipment

### DRS

- Exact functionality of DRS used in Formula One
- Hydraulic activation

## FORMULA 2

---

### CALENDAR

14 – 16 April	Sakhir	Bahrain
12 – 14 May	Barcelona	Spain
25 – 27 May	Monte Carlo	Monaco
23 – 25 June	Baku	Azerbaijan
07 – 09 July	Spielberg	Austria
14 – 16 July	Silverstone	Great Britain
28 – 30 July	Budapest	Hungary
25 – 27 Aug	SPA-Francorchamps	Belgium
01 – 03 Sept	Monza	Italy
06 – 08 Oct	Jerez de la Frontera	Spain
24 – 26 Nov	Yas Marina	Abu Dhabi

### WEEKEND FORMAT & POINTS ALLOCATION

A race weekend is composed of one forty-five minutes practice session and one half hour qualifying session, followed by two races.

The qualifying session is a straight fight for fastest lap time, and determines the order of the grid for Race 1. Four points are awarded for pole position.

**Race 1** is run over 170km or 60 minutes (except for Monaco where the race is run over 140km and in Budapest where the race is run over 160km), and each driver must complete one compulsory pit stop and must use at least one set of each specification of dry-weather tyres.

The **top ten drivers** score points (25, 18, 15, 12, 10, 8, 6, 4, 2, 1) with two points being awarded to the driver who set the fastest lap of the race.

The grid for Race 2 is determined by the finishing order of the first race, with the top 8 positions reversed. Race 2 is run over 120km or 45 minutes (except for Monaco where the race is run over 100km), with no pit stop allowed. The **top eight finishers** score points (15, 12, 10, 8, 6, 4, 2, 1) and the driver who sets the fastest lap scores 2 points.

## FORMULA 2

Any driver who is not classified in the top ten positions at the end of the race or, didn't start the race from his normal grid position or, changed tyres during race two at a time when climatic conditions did not necessitate the use of a different specification of tyre, will not be eligible for points awarded for fastest lap.

### **ENTRY LIST**

No.	Driver	Nationality	Team
1	Charles Leclerc	MCO	Prema Racing
2	Antonio Fuoco	ITA	Prema Racing
3	Louis Delétraz	SUI	Racing Engineering
4	Gustav Malja	SWE	Racing Engineering
5	Luca Ghiotto	ITA	Russian Time
6	Artem Markelov	RUS	Russian Time
7	Nobuharu Matsushita	JPN	Art Grand Prix
8	Alexander Albon	THA	Art Grand Prix
9	Oliver Rowland	GBR	Dams
10	Nicholas Latifi	CAN	Dams
11	Ralph Boschung	SUI	Campos Racing
12	TBA		Campos Racing
14	Sérgio Sette Câmara	BRA	MP Motorsport
15	Jordan King	GBR	MP Motorsport
16	Nabil Jeffri	MYS	Trident
17	TBA		Trident
18	Nyck de Vries	NLD	Rapax
19	Johnny Cecotto	VEN	Rapax
20	Norman Nato	FRA	Pertamina Arden
21	Sean Gelael	IDN	Pertamina Arden

## **PORSCHE GT3 CUP CHALLENGE MIDDLE EAST**

---

The GT3 Cup Challenge Middle East is based on the highly successful Porsche formula for one-make series racing. The championship was created to give the region's home-grown driving talent an opportunity to realize their racing potential while enhancing personal circuit experience and is well established as the most exciting, successful and professional one-make series on the regional motor racing calendar. Launched in 2009, the championship is currently in its landmark eighth season, featuring the region's leading drivers, all competing in the powerful and dynamic Porsche 911 GT3 Cup on the Middle East's world-class circuits.

A fresh grid filled with a host of new drivers from across the world of motorsport have competed in the Porsche GT3 Cup Challenge Middle East, since the eighth season of the series got underway on 17th November 2016 for the opening round in Bahrain.

The diverse range of drivers hail from as many as twelve different nations across the Middle East and Europe, making the line-up for the new championship the most international in the series history.

### **PORSCHE 911 GT3 CUP**

The Porsche 911 GT3 Cup is based on the 911 series production model – a pure-bred sports car with exceptional levels of power and performance tuned further still to amplify its elite racing characteristics. The result: one of the most iconic and successful race cars in the world is even quicker.

Thanks to the weight-optimized modular racing exhaust system, the 3.8-litre flat-six engine of the 911 GT3 Cup produces 460 hp (338 kW). The power of the engine is transmitted to the rear axle by a racing clutch and a newly developed Porsche six-speed sequential gearbox with mechanical slip differential. The electro pneumatic paddle shift system makes gear changes even faster and more efficient.

The 911 GT3 Cup is also quicker to decelerate. Fit for endurance, the specially developed race brake system cuts braking distances, allowing the racing drama to be taken even closer to the corners. With greater power and enhanced deceleration, the car's stability requirements are provided by an extended wheelbase – 100 mm longer than that of its predecessor – as well as an optimized chassis.

## PORSCHE GT3 CUP CHALLENGE MIDDLE EAST

### SEASON & SCHEDULE

Round 1	Round 4
Race 1 – 18 <sup>th</sup> Nov 2016	Race 7 – 10 <sup>th</sup> Feb 2017
Race 2 – 19 <sup>th</sup> Nov 2016	Race 8 – 11 <sup>th</sup> Feb 2017
Bahrain International Circuit, Bahrain	Yas Marina, Abu Dhabi
Round 2	Round 5
Race 3 – 9 <sup>th</sup> Dec 2016	Race 9 – 10 <sup>th</sup> March 2017
Race 4 – 10 <sup>th</sup> Dec 2016	Race 10 – 11 <sup>th</sup> March 2017
Dubai Autodrome, Dubai	Bahrain International Circuit, Bahrain
Round 3	Round 6
Race 5 – 27 <sup>th</sup> Jan 2017	Race 11 – 15 <sup>th</sup> April 2017
Race 6 – 28 <sup>th</sup> Jan 2017	Race 12 – 16 <sup>th</sup> April 2017
Dubai Autodrome, Dubai	Bahrain International Circuit, Bahrain

## PORSCHE GT3 CUP CHALLENGE MIDDLE EAST

---

**Rules and Regulations:** Clear rules ensure an equal footing: single-seated, near-standard race vehicles of the same make adhering to strict safety guidelines – the Porsche GT3 Cup Challenge Middle East regulations consistently ensure fair competition and the highest standard of safety for participants.

**Drivers:** Each of the registered teams has one driver per car. All drivers need to hold a valid FIA International license category 'C' or higher.

**Race:** Testing is restricted to officially organized test days. All participants must have qualified during the official time practice. There will be two practice and two qualifying sessions during the race weekend, each 30 minutes long.

**Points Allocation:** All drivers of the individual rounds are taken into account for the ranking at the end of the season. Drivers are awarded points according to the following scale:

1 <sup>st</sup>	25 pts	5 <sup>th</sup>	17 pts	9 <sup>th</sup>	12 pts	13 <sup>th</sup>	8 pts	17 <sup>th</sup>	4 pts
2 <sup>nd</sup>	23 pts	6 <sup>th</sup>	15 pts	10 <sup>th</sup>	11 pts	14 <sup>th</sup>	7 pts	18 <sup>th</sup>	3 pts
3 <sup>rd</sup>	21 pts	7 <sup>th</sup>	14 pts	11 <sup>th</sup>	10 pts	15 <sup>th</sup>	6 pts	19 <sup>th</sup>	2 pts
4 <sup>th</sup>	19 pts	8 <sup>th</sup>	13 pts	12 <sup>th</sup>	9 pts	16 <sup>th</sup>	5 pts	20 <sup>th</sup>	1 pts

**OVERALL DRIVER STANDINGS GT3 CUP CHALLENGE MIDDLE EAST - SEASON 8 - 2016/2017**

Pos	Entry	Driver Name	Nat	Total	Rd 1	Rd 2	Rd 3	Rd 4	Rd 5	Rd 6	Rd 7	Rd 8	Rd 9	Rd 10	Rd 11	Rd 12
1	3	Ryan Cullen	IRL	238	25	19	25	21	25	25	23	25	25	25		
2	14	Charlie Frijns	NED	205	17	25	23	25	10	23	21	21	21	19		
3	15	Tom Oliphant	GBR	198	21	17	19	23	11	21	17	23	23	23		
4	19	Dylan Pereira	LUX	169	23	23	DNF	19	19	19	19	7	19	21		
5	12	Bander Alesayi	KSA	157	15	15	12	17	21	12	14	19	17	15		
6	7	Al Faisal Al Zubair	OMN	156	14	12	21	15	23	14	15	17	8	17		
7	13	Wolfgang Triller	GER	130	12	13	17	14	DNF	17	13	15	15	14		
8	21	Magnu Öhman	SWE	117	10	10	13	12	13	9	12	13	14	11		
9	10	Isa S. Al Khalifa	BAH	100	9	11	10	10	17	15	DNF	10	11	7		
10	87	Basher Mardini	UAE	95	6	6	15	13	DNF	11	10	14	7	13		
11	22	Christopher Bergström	SWE	91	5	9	6	11	15	13	DNF	11	13	8		
12	34	Salih Yoluc	TUR	90	8	7	14	9	12	10	6	8	6	10		
13	11	Rob Frijns	NED	74	4	5	11	7	8	7	8	9	9	6		
13	33	Isa A. Al Khalifa	BAH	74	13	14	8	DNF	9	DNS	9	DNS	12	9		
15	45	Philipp Sager	AUT	66	DNS	DNS	9	6	14	8	11	6	DNF	12		
16	4	Hamad Al Khalifa	BAH	44	11	4	DNS	DNS	DNS	DNS	7	12	10	DNS		
17	2	Dennis Olsen	NOR	40	19	21	DNS	DNS	DNS	DNS	DNS	DNS	DNS	DNS		
18	77	Mohammed Al Saud	KSA	36	7	8	7	8	DNF	6	DNS	DNS	DNS	DNS		
19	28	Charlie Eastwood	IRL	25	DNS	DNS	DNS	DNS	DNS	DNS	25	DNS	DNS	DNS		

DNF = Did not Finish

DNS = Did not Start

## **TCR INTERNATIONAL SERIES**

---

The TCR Series was conceived and launched by Marcello Lotti, the man who revived the FIA World Touring Car Championship back in 2005. A new class that could fill a gap at the bottom of the Touring Car pyramid, that was affordable for car manufacturers and independent teams alike and was capable of offering close and exciting races.

The Series comprises one title of International TCR Champion for Drivers, one title of International TCR Champion for Teams and one title for best TCR car model of the year.

The Series is held under the FIA International Sporting Code, its appendices, the Circuit General Prescriptions, the present Sporting Regulations specific to the Series.

The event format provides two free practice sessions and one qualifying session split between Q1 (for the whole field) and Q2 (for the fastest twelve drivers in Q2). There are two 60km races at each race meeting; the grids for both races are based on the qualifying results, with the fastest ten drivers in Q2 reversed on the grid for Race 2.

### **POINTS ALLOCATION**

1 <sup>st</sup>	25 pts	3 <sup>rd</sup>	15 pts	5 <sup>th</sup>	10 pts	7 <sup>th</sup>	6 pts	9 <sup>th</sup>	2 pts
2 <sup>nd</sup>	18 pts	4 <sup>th</sup>	12 pts	6 <sup>th</sup>	8 pts	8 <sup>th</sup>	4 pts	10 <sup>th</sup>	1 pts

### **CALENDAR**

02 Apr	Rustavi International Motopark	Georgia
16 Apr	Bahrain International Circuit, Sakhir	Bahrain
06 May	Circuit de Spa-Francorchamps	Belgium
14 May	Autodromo di Monza	Italy
11 June	Salzburgring	Austria
02 July	Hungaroring, Budapest	Hungary
09 July	Motorsport Arena Oschersleben	Germany
03 Sep	Chang International Circuit, Buriram	Thailand
08 Oct	Zhejiang International Circuit	China
26 Nov	Yas Marina Circuit, Abu Dhabi	UAE



**TCR INTERNATIONAL SERIES - ENTRY LIST**


---

#	Team	Driver	Car
1	Comtoy Racing	Stefano Comini (SUI)	Audi RS 3 LMS TCR
2	Leopard Racing Team WRT	Jean-Karl Vernay (FRA)	Volkswagen Golf GTI TCR
5	MIRA	Roberto Colciago (ITA)	Honda Civic TCR
7	Lukoil Craft-Bamboo Racing	Hugo Valente (FRA)	SEAT León TCR
9	MIRA	Attila Tassi (HUN)	Honda Civic TCR
10	West Coast Racing	Gianni Morbidelli (ITA)	Volkswagen Golf GTI TCR
11	Reno Racing	Jens Reno Møller (DEN)	Honda Civic TCR
16		Davit Kajaia (GEO)	Alfa Romeo Giulietta TCR
18	Icarus Motorsports	Duncan Ende (USA)	SEAT León TCR
21	WestCoast Racing	Giacomo Altoè (ITA)	Volkswagen Golf GTI TCR
23	DG Sport Compétition	Pierre-Yves Corthals (BEL)	Opel Astra TCR
31	ASK Vesni	Milovan Vesni (SLO)	Audi RS 3 LMS TCR
34	Stian Paulsen Racing	Stian Paulsen (NOR)	SEAT León TCR
54	Lukoil Craft-Bamboo Racing	James Nash (GBR)	SEAT León TCR
55	Zeke Racing	Ferenc Ficza (ITA)	SEAT León TCR
62		Dušan Borkovi (SRB)	Alfa Romeo Giulietta TCR
70	DG Sport Compétition	Mat'ò Homola (SLO)	Opel Astra TCR
74	Lukoil Craft-Bamboo Racing	Pepe Oriola (ESP)	SEAT León TCR

© 2016 Formula One World Championship Limited, a Formula One group company. All rights reserved.

The F1 FORMULA 1 logo, F1 logo, F1 FIA FORMULA 1 WORLD CHAMPIONSHIP logo, FORMULA 1, FORMULA ONE, F1, FIA FORMULA ONE WORLD CHAMPIONSHIP, GRAND PRIX and related marks are trade marks of Formula One Licensing BV, a Formula One group company. Licensed by Formula One World Championship Limited, a Formula One group company. All rights reserved.