



**FORMULA 1
GRAN PREMIO
DE ESPAÑA PIRELLI 2015**

**CATALUNYA
08-09-10 MAY**

2015

formulaoneTMmedia

OFFICIAL MEDIA KIT



**FORMULA 1
GRAN PREMIO
DE ESPAÑA PIRELLI 2015**

**CATALUNYA
08-09-10 MAY**



2015 FIA Formula One™ World Championship

FORMULA 1 GRAN PREMIO DE ESPAÑA PIRELLI 2015

7 - 10 May 2015

Circuit de Barcelona-Catalunya
Mas "La Moreneta"
Apartat de correus, 27
08160 Montmeló
Barcelona - Spain
Tel. (+34) 935 719 709
Fax (+34) 935 719 772

media@circuitcat.com
www.circuitcat.com

formulaone™media



TABLE OF CONTENTS

Time Schedule FORMULA 1 GRAN PREMIO DE ESPAÑA PIRELLI 2015

Welcome to Circuit de Barcelona-Catalunya

FORMULA 1 GRAN PREMIO DE ESPAÑA PIRELLI 2015 Map

The Circuit de Barcelona-Catalunya in detail

Recommendations to get to Circuit de Barcelona-Catalunya

Media Centre Operation

Formula One Press Conference Schedule

2010/2014 Spanish Grand Prix results

Media Contacts

FORMULA 1 GRAN PREMIO DE ESPAÑA PIRELLI 2015 Officials

2015 Circuit de Barcelona-Catalunya Race Calendar

2015 FIA Formula One World Championship™ Calendar

2015 FIA Formula One World Championship™ Entry list

2015 FIA Formula One World Championship™ Classification

Drivers and Teams Statistics

2015 FIA Formula One World Championship™: Australia, Malaysia, China and Bahrain

Appendix

The Formula One Spanish Grand Prix 1913-2014

Circuit general map, grandstands and giant screens



TIME SCHEDULE

THURSDAY, 7th May

09.00	Gates and Ticket Offices Opening	
15.10 - 19.00	Formula One	Pit Lane Walk (with 3-day or Sunday ticket)

FRIDAY, 8th May

08.00	Gates and Ticket Offices Opening	
10.00 - 11.30	Formula One	1st Practice Session
12.00 - 12.45	GP2	Practice Session
14.00 - 15.30	Formula One	2nd Practice Session
15.55 - 16.25	GP2	Qualifying Session
16.45 - 17.30	Porsche Mobil 1 Supercup	Practice Session
17.50 - 18.35	GP3	Practice Session

SATURDAY, 9th May

08.00	Gates and Ticket Offices Opening	
09.45 - 10.15	GP3	Qualifying Session
11.00 - 12.00	Formula One	3rd Practice Session
12.25 - 12.55	Porsche Mobil 1 Supercup	Qualifying Session
14.00 - 15.00	Formula One	Qualifying Session
15.40	GP2	1st Race - 37 laps or 60'
17.20	GP3	1st Race - 22 laps or 40'

SUNDAY, 10th May

06.30	Gates and Ticket Offices Opening	
09.25	GP3	2nd Race - 17 laps or 30'
10.35	GP2	2nd Race - 26 laps or 45'
11.45	Porsche Mobil 1 Supercup	Race - 14 laps or 30'
12.30	Formula One	Drivers Track Parade
12.45 - 13.15	Formula One	Starting Grid Presentation
13.46	Formula One	Anthems
14.00	Formula One	GRAND PRIX - 66 laps or 120'

This schedule is subject to changes



**FORMULA 1
GRAN PREMIO
DE ESPAÑA PIRELLI 2015**

**CATALUNYA
08-09-10 MAY**



WELCOME TO CIRCUIT DE BARCELONA-CATALUNYA

Circuit de Barcelona-Catalunya is celebrating its 25th consecutive Formula One Grand Prix with the FORMULA 1 GRAN PREMIO DE ESPAÑA PIRELLI 2015. This special anniversary will be celebrated with events and activities in the city of Barcelona during the Grand Prix week and during the weekend at the Circuit. This milestone turns Circuit de Barcelona-Catalunya into an established racetrack in the Formula One World Championship, as there are not many racetracks that have achieved a landmark like this.

After 16 years without Formula One in Catalunya, the Circuit de Barcelona-Catalunya racetrack became real in 1991, taking over from the races staged in Montjuïc. The first Formula One Grand Prix took place on 29 September 1991, only 19 days after the inauguration of the facilities, with Nigel Mansell as race winner, and Alain Prost and Riccardo Patrese joining him on that first podium. Along these years, the Circuit has had fourteen different winners: Nigel Mansell, Alain Prost, Damon Hill, Michael Schumacher, Jacques Villeneuve, Mika Häkkinen, Kimi Räikkönen, Fernando Alonso, Felipe Massa, Jenson Button, Mark Webber, Sebastian Vettel, Pastor Maldonado and Lewis Hamilton, eleven of which are World Champions.

The city of Barcelona will live the staging of the FORMULA 1 GRAN PREMIO DE ESPAÑA PIRELLI 2015 as never before. "The Week of the Grand Prix in Barcelona" started last Monday with commemorative activities for young and old on Passeig de Gràcia: exhibition of Formula One showcars and road safety area for children at Jardinet de Gràcia, exhibition of the best images of the Grands Prix staged at the Circuit at Jardines de Palau Robert, conferences about technical and economical aspects of Formula One, Grid Girls parade, "Pit Stops" gastronomic tour and the launch of the Croissant of the Circuit, among many other activities. The festive atmosphere will also be felt during the weekend in the spectator areas at the Circuit.

As regards the sporting aspects, Circuit de Barcelona-Catalunya will be welcoming the fifth round of the FIA Formula One World Championship™, after the events staged in Australia, Asia and the Middle East. It will be, for another year, the first Grand Prix staged on European soil, thus providing the chance to watch significant improvements on the track, with a grid that will be showing major changes compared to the previous season, with Sebastian Vettel at Ferrari, Fernando Alonso at McLaren, Daniil Kvyat at Red Bull, or the *rookies* Carlos Sainz and Max Verstappen at Toro Rosso, and Roberto Merhi at Manor. There will be five World Champions joining the racetrack: Lewis Hamilton (Mercedes), Sebastian Vettel (Ferrari), Fernando Alonso (McLaren), Kimi Räikkönen (Ferrari) and Jenson Button (McLaren). In any case, the 20 single-seaters that take part in the World Championship will thrill the fans coming out to watch the Grand Prix at Circuit de Barcelona-Catalunya, who will be able to enjoy an intense race programme during the weekend, with the GP2 Series, GP3 Series and Porsche Mobil 1 Supercup.

Circuit de Barcelona-Catalunya
Mas "La Moreneta"
Apartat de correus, 27
08160 Montmeló
Barcelona – Spain
Tel. (+34) 935 719 709
Fax (+34) 935 719 772

media@circuitcat.com
www.circuitcat.com

formulaone™media



**FORMULA 1
GRAN PREMIO
DE ESPAÑA PIRELLI 2015**

**CATALUNYA
08-09-10 MAY**



The local representation will be rounded off with the presence of Carmen Jordá as development driver at Lotus and the participation of Sergio Canamasas in the GP2 Series. The two members of the Young Drivers Programme of Circuit de Barcelona-Catalunya will also be playing a significant role: Àlex Palou will be having his debut at the GP3 Series, while Àlex Riberas will be back at the Porsche Mobil 1 Supercup single-make championship.

After the staging of the FORMULA 1 GRAN PREMIO DE ESPAÑA PIRELLI 2015 the teams will be back on the track of Circuit de Barcelona-Catalunya on 12 and 13 May for two test days after the Grand Prix. For another year, the Circuit will act as a test bench for the Formule One teams, which already hosted eight preseason test days in winter, the track being highly valued by teams and drivers, as they consider the Catalan track a perfect venue that includes all kinds of technical specifications.

An unforgettable experience at Circuit de Barcelona-Catalunya

All fans attending the FORMULA 1 GRAN PREMIO DE ESPAÑA PIRELLI 2015 at Circuit de Barcelona-Catalunya will have the chance to enjoy an unforgettable experience, watching the Formula One show live in benchmark facilities with high quality services. The comfort of the spectator areas, the catering offer, the excellent communications to get to Circuit de Barcelona-Catalunya, the hotel accommodation capacity in the region and the city of Barcelona – only 35 km away from the Circuit – as a worldwide first class tourist destination, turn the FORMULA 1 GRAN PREMIO DE ESPAÑA PIRELLI 2015 into one of the most attractive Grands Prix in the calendar of the FIA Formula One World Championship™.

Spectators can choose from a competitive ticket offer, going from the general admittance area to 13 different grandstands, three of which can be bought per days (C, E and N), and are located in the most interesting sections of the track. The tickets for the event, the Circuit member card, the Circuit official card and the Hospitality Pass offer different advantages to enjoy the city of Barcelona and its surroundings after the day at the Grand Prix, such as the International Motor Show in Barcelona, the Camp Nou Experience, La Roca Village Chic Outlet Shopping and the Casino de Barcelona.

In this edition of the Grand Prix, fans will have a lot to enjoy with everything Circuit de Barcelona-Catalunya has prepared for them. The start of the Grand Prix will be marked by the traditional pit lane walkabout on Thursday from 15.10 to 19.00h, during which the drivers will be coming out of their garages to sign autographs for all spectators gathering on the pit lane. On Sunday, the first fans to arrive at the Circuit will be able to watch the mythic movie *Grand Prix*, that will be shown on the 18 giant screens located around the racetrack, before the start of the intense race day. For the second year in a row and after the great success of last year, there will also be the *Open Track*, making it possible for all fans to access the track from the spectator areas.

NOTE: The complete version of the Media Kit is available on the FIA website (www.fia.com)

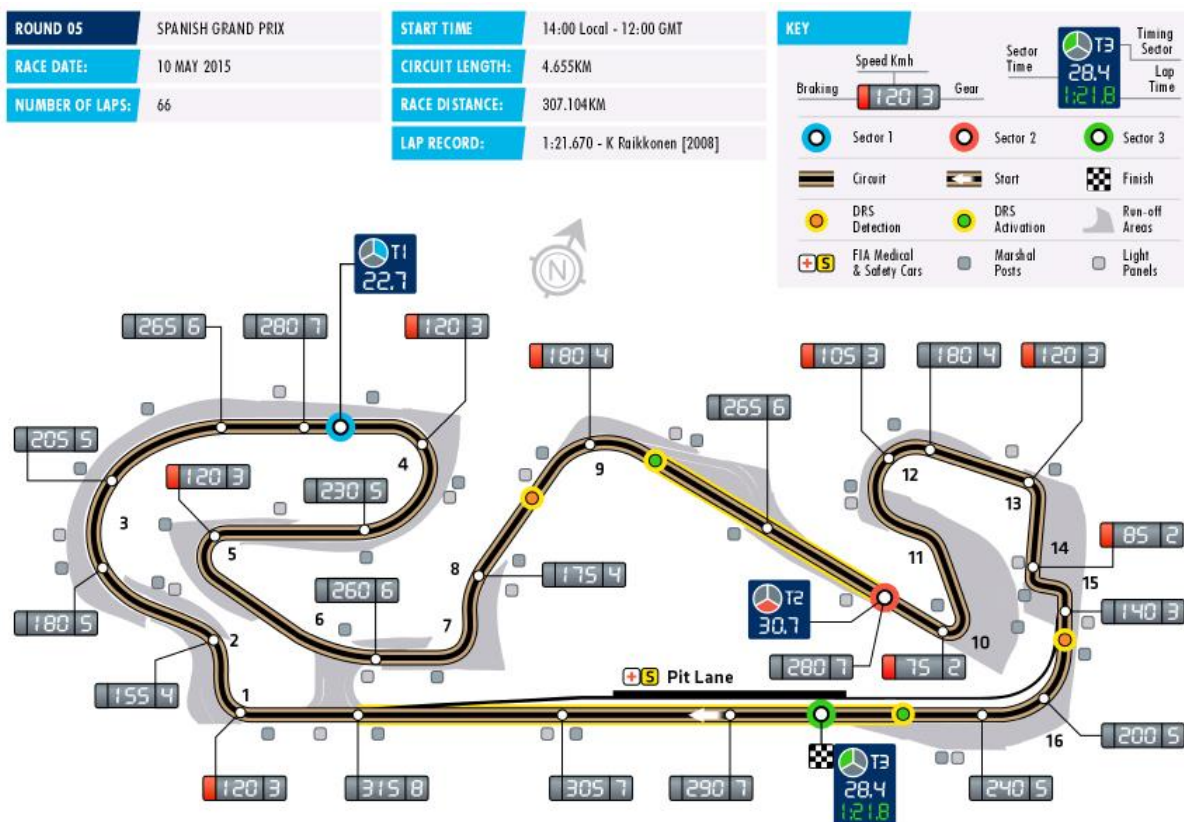
Circuit de Barcelona-Catalunya
Mas "La Moreneta"
Apartat de correus, 27
08160 Montmeló
Barcelona – Spain
Tel. (+34) 935 719 709
Fax (+34) 935 719 772

media@circuitcat.com
www.circuitcat.com

formulaone™media



FORMULA 1 GRAN PREMIO DE ESPAÑA PIRELLI 2015 MAP



Circuit de Barcelona-Catalunya
Mas "La Moreneta"
Apartat de correus, 27
08160 Montmeló
Barcelona - Spain
Tel. (+34) 935 719 709
Fax (+34) 935 719 772

media@circuitcat.com
www.circuitcat.com



CIRCUIT DE BARCELONA-CATALUNYA IN DETAIL

Name: Circuit de Barcelona-Catalunya
Address: Mas La Moreneta
P.O. Box 27
08160 Montmeló (Barcelona-Spain)
Tel. +34 93 571 97 00
Fax +34 93 572 97 72
<http://www.circuitcat.com>
Radio: Ràdio Circuit 103.2 MHz-FM (Catalan/Spanish)
92.7 MHz-FM (English/French)

President of the Consortium: Vicenç Aguilera

General Manager: Salvador Servià

History: Works began: 24th February 1989 (First Stone)
Official opening: 10th September 1991
1st official competition: 15-09-1991 CET
1st Formula 1® GP: 29-09-1991 Spanish GP
1st Motorcycling GP: 31-05-1992 European GP

Sport events organisation: Circuit de Barcelona-Catalunya (Sports Department) and
RACC (Royal Automobile Club of Catalonia)

Technical features of the GP track: Length of track: 4.655 metres
Length of main straight: 1.047 metres
Minimum width of track: 11 metres
Width of main straight: 12 metres
Number of Bends: 16
Bends to the right: 9
Bends to the left: 7



Record: Ahead as the race track with the major number of spectators in an F1® race in 2007.

Sport Records F1

Pole Mark Webber (Red Bull) 1:19.995 – Spanish GP 10

Fastest Lap Kimi Räikkönen (Ferrari) 1:21.670 – Spanish GP 08

Location:

The Circuit de Barcelona-Catalunya forms part of the elite of the world circuits and every year receives the great motor sports event: the FORMULA 1 GRAN PREMIO DE ESPAÑA PIRELLI 2015. Thanks to its privileged location, it is also able to offer a multitude of options as a great tourist attraction.

The Circuit is alongside the AP7 motorway, which connects France with Catalonia, Madrid and Zaragoza, and closer to the airports at Girona (60 km) and Barcelona (35 km). What's more, the airport Terminal T1 and the extension of Barcelona port connect the Circuit with the whole world.

Just 30 minutes from Barcelona, on your stay, you can visit the city and admire its fantastic architecture: the Sagrada Família Cathedral, the Gothic Quarter, the Rambles... The city of Barcelona is one of the main European cities and today one of the axes of the Mediterranean economy and the South of Europe.

The beaches of the Maresme, Costa Brava, Costa Daurada, Costa de Garraf, the Roman remains of Tarragona or the Pyrenees are other of the options available to visit.

Catalonia is a leading tourist destination which offers many attractions for any kind of visit: cultural, resting, nature, family, business... A great welcoming capacity and excellent facilities turn it into one of the leading tourist regions of Europe.

With over 24 million tourists a year, Catalonia is the leading tourist destination in Spain.



RECOMMENDATIONS FOR HELPING TO MAKE THE ORGANISATIONAL SIDE A SUCCESS

The finest organisational work on the sports side must go hand in hand with a suitable welcome for the enthusiasts, from the time they spend on the road to when they take up positions at the Circuit, and good arrangements for the media and clients of the various hospitality areas. Getting everyone into and out of last year's Formula One Grand Prix was handled very successfully. This year Circuit de Barcelona-Catalunya will be ready again to take on the challenge of achieving maximum fluidity in the access points. The basic recommendations are these:

> Use public transport

In addition to studying various options with Catalonia's police force (Mossos d'Esquadra) for getting to and leaving the Circuit in such a way as to keep traffic problems down to a minimum, the Circuit will be continuing to offer options for getting to Montmeló by public transport:

- The **Sagalés coach company** will be making it possible to get to the GP by coach from Barcelona. As a novelty on 2015, the bus stop will be located in the Barcelona North Bus Station, platforms 25, 26 and 27, and will arrive at the Eastern Area of the Circuit. Tickets cost 10 euros, and reservations can be made from the Sagalés company (www.sagales.com - tel. 902 13 00 14).

-The **Spanish railway company Renfe** will be reinforcing its line-2 regional-train service from Barcelona by putting extra places to facilitate getting to the F1® Grand Prix. Renfe will be putting on special trains linking Barcelona and Montmeló. Once at Montmeló, there are three ways of getting to Circuit de Barcelona-Catalunya: using a special shuttle service, by taxi or going on foot, which takes about 30 minutes (www.renfe.es).

> Taking advantage of the areas set aside for private vehicles

Recommended exits from the AP7 motorway and the C17 main road are shown for getting to the Media Car Park, as well as for getting to the other car parks at the surroundings of the Circuit.

> Follow instructions from the police and the organisation staff

Take note of the information posters put up outside and inside the Circuit de Barcelona-Catalunya. For security reasons, no cans, bottles, fireworks or any other potentially dangerous objects may be brought into the Circuit.



**FORMULA 1
GRAN PREMIO
DE ESPAÑA PIRELLI 2015**

**CATALUNYA
08-09-10 MAY**



Information for media

Circuit de Barcelona-Catalunya
Mas "La Moreneta"
Apartat de correus, 27
08160 Montmeló
Barcelona – Spain
Tel. (+34) 935 719 709
Fax (+34) 935 719 772

media@circuitcat.com
www.circuitcat.com

formulaoneTMmedia



MEDIA CENTRE OPERATION

	Accreditation Centre	Press Room
Thursday	8.00 h - 18.00 h	9.00 h - 22.00 h
Friday	8.00 h - 16.00 h	7.00 h - 23.00 h
Saturday	8.00 h - 12.00 h	7.00 h - 23.00 h
Sunday	8.00 h - 12.00 h	7.00 h – until last journalist leaves

Journalists and photographers will be all working at the Press Room, located in the paddock, on the first floor of the pit garages building.

Welcome Desk

At the Welcome Desk, journalists and photographers can ask for:

- Seat in the Press Room
- Internet connection (15 Euros/day)
- Private telephone lines
- Locker
- Official Media Kit

FIA permanent pass holders must sign the attendance list and can also pick up their car park sticker for the Monaco Grand Prix. Also at the Welcome Desk, the national and international photographers will have to pick up their tabard and the *Photographers' Bulletin*.

Telecom Desk

The Telecom Desk offers to all media representatives a free of charge service for using telephones, fax machines and computers with Internet connection and the possibility to print in the Press Room.

Media Car Park Shuttle Service

A shuttle service will be available to ease the journalists and photographers' transfers from the Media Car Park to the Media Centre and vice versa. The starting point is next to the Control Tower.



Photobus service for photographers around the service track

A photobus service will be available to ease the photographers' transfers around the service track. The starting point is next to the Control Tower and the timetable will be as follows:

Practice sessions/ Qualifying session

First departure 60' before the start of the session.
Last departure 40' before the start of the session.
Pick up 5'/10' after the chequered flag (several trips over at least half an hour)

Race

First departure 90' before the starting time of the race.
Last departure 75' before the start of the race
No pick up.

Other services in the Press Room:

- Catering service will be offered to all the media representatives in the Press Room.
- Free of charge camera repair service will be available in the Press Room for all the photographers accredited.

It must be outlined that all radio and/or television broadcasts from the Press Room are prohibited, unless specific authorisation has been obtained from the FIA F1 Head of Communications.



FORMULA ONE PRESS CONFERENCE SCHEDULE

Thursday- 15:00h- Press Conference Room

A maximum of six drivers chosen by the FIA F1 Head of Communications.

Friday- 16:00h- Press Conference Room

Six team personalities chosen by the FIA F1 Head of Communications.

Saturday- After the qualifying- Press Conference Room

TV interview with top three drivers of the qualifying session.

Post-Qualifying Press Conference with top three drivers of the qualifying session.

Sunday- After the race- Press Conference Room

TV interview with top three finishing drivers.

Post Race Press Conference with top three finishing drivers.

ADDITIONAL MEDIA OPPORTUNITIES

- **Qualifying:** All drivers eliminated in Q1 or Q2 will be available for media interviews immediately after the end of each session, as will drivers who participated in Q3, but who are not required for the post-qualifying press conference, at the "TV Interview Area", located at the back of the FIA garage, paddock side.
- **Race:** Any driver retiring before the end of the race will be available for media interviews after his return to the paddock. In addition, all drivers who finish the race outside the top three will be available for media interviews immediately after the end of the race, at each team's individual garage/hospitality or at the "TV Interview Area".
- **During the race** every team will make at least one senior spokesperson available for interviews by officially accredited TV crews. A list of those nominated will be available in the media centre.



2010 - 2014 SPANISH GRAND PRIX

FORMULA 1 GRAN PREMIO DE ESPAÑA TELEFÓNICA 2010

Starting Grid					
Pos.	Driver	Team	Q1	Q2	Q3
1	M. Webber	Red Bull Racing	1:21.412	1:20.655	1:19.995
2	S. Vettel	Red Bull Racing	1:21.680	1:20.772	1:20.101
3	L. Hamilton	Vodafone McLaren Mercedes	1:21.723	1:21.415	1:20.829
4	F. Alonso	Scuderia Ferrari Marlboro	1:21.957	1:21.549	1:20.937
5	J. Button	Vodafone McLaren Mercedes	1:21.915	1:21.168	1:20.991
6	M. Schumacher	Mercedes GP Petronas Formula One Team	1:22.528	1:21.557	1:21.294
7	R. Kubica	Renault F1 Team	1:22.488	1:21.599	1:21.353
8	N. Rosberg	Mercedes GP Petronas Formula One Team	1:22.419	1:21.867	1:21.408
9	F. Massa	Scuderia Ferrari Marlboro	1:22.564	1:21.841	1:21.585
10	K. Kobayashi	BMW Sauber F1 Team	1:22.577	1:21.725	1:21.984
11	A.Sutil	Force India F1 Team	1:22.628	1:21.985	-
12	P. de la Rosa	BMW Sauber F1 Team	1:22.211	1:22.026	-
13	N. Hülkenberg	AT&T Williams	1:22.857	1:22.131	-
14	V. Petrov	Renault F1 Team	1:22.976	1:22.139	-
15	S. Buemi	Scuderia Toro Rosso	1:22.699	1:22.191	-
16	J. Alguersuari	Scuderia Toro Rosso	1:22.593	1:22.207	-
17	V. Liuzzi	Force India F1 Team	1:23.084	1:22.854	-
18	R. Barrichello	AT&T Williams	1:23.125	-	-
19	J. Trulli	Lotus Racing	1:24.674	-	-
20	H. Kovalainen	Lotus Racing	1:24.748	-	-
21	T. Glock	Virgin Racing	1:25.475	-	-
22	L. di Grassi	Virgin Racing	1:25.556	-	-
23	K. Chandhok	HRT F1 Team	1:26.750	-	-
24	B. Senna	HRT F1 Team	1:27.122	-	-

Race Classification			
Pos.	Driver	Team	Time
1	M. Webber	Red Bull Racing	1:35:44.101
2	F. Alonso	Scuderia Ferrari Marlboro	1:36:08.166
3	S. Vettel	Red Bull Racing	1:36:35.439
4	M. Schumacher	Mercedes GP Petronas F1 Team	1:36:46.296
5	J. Button	Vodafone McLaren Mercedes	1:36:47.829
6	F. Massa	Scuderia Ferrari Marlboro	1:36:49.868
7	A.Sutil	Force India F1 Team	1:36:57.042
8	R. Kubica	Renault F1 Team	1:36:57.778
9	R. Barrichello	AT&T Williams	1:36:04.378- 1 lap
10	J. Alguersuari	Scuderia Toro Rosso	1:36:13.288- 1 lap
11	V. Petrov	Renault F1 Team	1:36:20.307- 1 lap
12	K. Kobayashi	BMW Sauber F1 Team	1:36:21.168- 1 lap
13	N. Rosberg	Mercedes GP Petronas F1 Team	1:36:41.080- 1 lap
14	L. Hamilton	Vodafone McLaren Mercedes	1:32:59.272- DNF
15	V. Liuzzi	Force India F1 Team	1:35:09.944- DNF
16	N. Hülkenberg	AT&T Williams	1:35:44.518- 2 laps
17	J. Trulli	Lotus Racing	1:37:09.713- 3 laps
18	T. Glock	Virgin Racing	1:37:11.174- 3 laps
19	L. di Grassi	Virgin Racing	1:37:00.618- 4 laps
Fastest lap:		L. Hamilton McLaren	1:24.357 on lap 59 (198.655 km/h)

Not classified: S. Buemi; K. Chandhok; P. De la Rosa; B. Senna; H. Kovalainen



FORMULA 1 GRAN PREMIO DE ESPAÑA SANTANDER 2011

Starting Grid					
Pos.	Driver	Team	Q1	Q2	Q3
1	M. Webber	Red Bull Racing	1:23.619	1:21.773	1:20.981
2	S. Vettel	Red Bull Racing	1:24.142	1:21.540	1:21.181
3	L. Hamilton	Vodafone McLaren Mercedes	1:24.370	1:22.148	1:21.961
4	F. Alonso	Scuderia Ferrari Marlboro	1:23.485	1:22.813	1:21.964
5	J. Button	Vodafone McLaren Mercedes	1:24.428	1:22.050	1:21.996
6	V. Petrov	Lotus Renault GP	1:23.069	1:22.948	1:22.471
7	N. Rosberg	Mercedes GP Petronas F1 Team	1:23.507	1:22.569	1:22.599
8	F. Massa	Scuderia Ferrari Marlboro	1:23.506	1:23.026	1:22.888
9	P. Maldonado	AT&T Williams	1:23.406	1:22.854	1:22.952
10	M. Schumacher	Mercedes GP Petronas F1 Team	1:22.960	1:22.671	DNS
11	S. Buemi	Scuderia Toro Rosso	1:23.962	1:23.231	-
12	S. Pérez	Sauber F1 Team	1:24.209	1:23.367	-
13	J. Alguersuari	Scuderia Toro Rosso	1:24.049	1:23.694	-
14	K. Kobayashi	Sauber F1 Team	1:23.656	1:23.702	-
15	H. Kovalainen	Team Lotus	1:25.874	1:25.403	-
16	P. di Resta	Force India F1 Team	1:24.332	1:26.126	-
17	A.Sutil	Force India F1 Team	1:24.648	1:26.571	-
18	J. Trulli	Team Lotus	1:26.521	-	-
19	R. Barrichello	AT&T Williams	1:26.910	-	-
20	T. Glock	Marussia Virgin Racing	1:27.315	-	-
21	V. Liuzzi	HRT F1 Team	1:27.809	-	-
22	N. Karthikeyan	HRT F1 Team	1:27.908	-	-
23	J. d'Ambrosio	Marussia Virgin Racing	1:28.556	-	-

Race Classification			
Pos.	Driver	Team	Time
1	S. Vettel	Red Bull Racing	1:39:03.301
2	L. Hamilton	Vodafone McLaren Mercedes	1:39:03.931
3	J. Button	Vodafone McLaren Mercedes	1:39:38.998
4	M. Webber	Red Bull Racing	1:39:51.267
5	F. Alonso	Scuderia Ferrari Marlboro	1:39:13.856- 1 lap
6	M. Schumacher	Mercedes GP Petronas F1 Team	1:39:31.695- 1 lap
7	N. Rosberg	Mercedes GP Petronas F1 Team	1:39:32.570- 1 lap
8	N. Heidfeld	Lotus Renault GP	1:39:33.015- 1 lap
9	S. Pérez	Sauber F1 Team	1:39:53.605- 1 lap
10	K. Kobayashi	Sauber F1 Team	1:39:58.323- 1 lap
11	V. Petrov	Lotus Renault GP	1:40:11.150- 1 lap
12	P. di Resta	Force India F1 Team	1:40:17.511- 1 lap
13	A.Sutil	Force India F1 Team	1:40:23.337- 1 lap
14	S. Buemi	Scuderia Toro Rosso	1:40:29.839- 1 lap
15	P. Maldonado	AT&T Williams	1:40:30.081- 1 lap
16	J. Alguersuari	Scuderia Toro Rosso	1:39:13.809- 2 laps
17	R. Barrichello	AT&T Williams	1:39:15.964- 2 laps
18	J. Trulli	Team Lotus	1:40:11.203- 2 laps
19	T. Glock	Marussia Virgin Racing	1:40:27.140- 3 laps
20	J. d'Ambrosio	Marussia Virgin Racing	1:39:18.879- 4 laps
21	N. Karthikeyan	HRT F1 Team	1:39:10.631- 5 laps
Fastest lap:		L. Hamilton McLaren	1:26.727 on lap 52 (193.227 km/h)

Not classified: F. Massa; H. Kovalainen; V. Liuzzi

Circuit de Barcelona-Catalunya
Mas "La Moreneta"
Apartat de correus, 27
08160 Montmeló
Barcelona – Spain
Tel. (+34) 935 719 709
Fax (+34) 935 719 772

media@circuitcat.com
www.circuitcat.com



FORMULA 1 GRAN PREMIO DE ESPAÑA SANTANDER 2012

Starting Grid					
Pos.	Driver	Team	Q1	Q2	Q3
1	L. Hamilton*	Vodafone McLaren Mercedes	1:22.583	1:22.465	1:21.707
2	P. Maldonado	Williams F1 Team	1:23.380	1:22.105	1:22.285
3	F. Alonso	Scuderia Ferrari	1:23.276	1:22.862	1:22.302
4	R. Grosjean	Lotus F1 Team	1:23.248	1:22.667	1:22.424
5	K. Raikkonen	Lotus F1 Team	1:23.406	1:22.856	1:22.487
6	S. Pérez	Sauber F1 Team	1:24.261	1:22.773	1:22.533
7	N. Rosberg	Mercedes AMG Petronas F1 Team	1:23.370	1:22.882	1:23.005
8	S. Vettel	Red Bull Racing	1:23.850	1:22.884	DNF
9	M. Schumacher	Mercedes AMG Petronas F1 Team	1:23.757	1:22.904	DNS
10	K. Kobayashi	Sauber F1 Team	1:23.386	1:22.897	-
11	J. Button	Vodafone McLaren Mercedes	1:23.510	1:22.944	-
12	M. Webber	Red Bull Racing	1:23.592	1:22.977	-
13	P. di Resta	Sahara Force India F1 Team	1:23.852	1:23.125	-
14	N. Hulkenberg	Sahara Force India F1 Team	1:23.720	1:23.177	-
15	J. Vergne	Scuderia Toro Rosso	1:24.362	1:23.265	-
16	D. Ricciardo	Scuderia Toro Rosso	1:23.906	1:23.442	-
17	F. Massa	Scuderia Ferrari	1:23.886	1:23.444	-
18	B. Senna	Williams F1 Team	1:24.981	-	-
19	V. Petrov	Caterham F1 Team	1:25.277	-	-
20	H. Kovalainen	Caterham F1 Team	1:25.507	-	-
21	C. Pic	Marussia F1 Team	1:26.582	-	-
22	T. Glock	Marussia F1 Team	1:27.032	-	-
23	P. de la Rosa	HRT F1 Team	1:27.555	-	-
24	N. Karthikeyan	HRT F1 Team	1:31.122	-	-

* Failed to provide a compulsory fuel sample to the stewards of the meeting and demoted to the back of the grid

Race Classification			
Pos.	Driver	Team	Time
1	P. Maldonado	Williams F1 Team	1:39:09.145
2	F. Alonso	Scuderia Ferrari	1:39:12.340
3	K. Raikkonen	Lotus F1 Team	1:39:13.029
4	R. Grosjean	Lotus F1 Team	1:39:23.944
5	K. Kobayashi	Sauber F1 Team	1:40:13.786
6	S. Vettel	Red Bull Racing	1:40:16.721
7	N. Rosberg	Mercedes AMG Petronas F1 Team	1:40:27.064
8	L. Hamilton	Vodafone McLaren Mercedes	1:40:27.285
9	J. Button	Vodafone McLaren Mercedes	1:40:34.391- 1 lap
10	N. Hulkenberg	Sahara Force India F1 Team	1:39:09.709- 1 lap
11	M. Webber	Red Bull Racing	1:39:09.928- 1 lap
12	J. Vergne	Scuderia Toro Rosso	1:39:16.101- 1 lap
13	D. Ricciardo	Scuderia Toro Rosso	1:39:20.967- 1 lap
14	P. di Resta	Sahara Force India F1 Team	1:39:25.660- 1 lap
15	F. Massa	Scuderia Ferrari	1:39:27.047- 1 lap
16	H. Kovalainen	Caterham F1 Team	1:39:51.054- 1 lap
17	V. Petrov	Caterham F1 Team	1:40:06.205- 1 lap
18	T. Glock	Marussia F1 Team	1:39:23.541- 2 laps
19	P. de la Rosa	HRT F1 Team	1:39:46.180- 3 laps
Fastest lap:		R. Grosjean Lotus F1 Team 1:26.250 on lap 53	(194.295 km/h)

Not classified: S. Pérez ; C. Pic; N. Karthikeyan; B. Senna; M. Schumacher



FORMULA 1 GRAN PREMIO DE ESPAÑA 2013

Starting Grid					
Pos.	Driver	Team	Q1	Q2	Q3
1	N. Rosberg	Mercedes AMG Petronas F1 Team	1:21.913	1:21.776	1:20.718
2	L.Hamilton	Mercedes AMG Petronas F1 Team	1:21.728	1:21.001	1:20.972
3	S. Vettel	Infiniti Red Bull Racing	1:22.158	1:21.602	1:21.054
4	K. Raikkonen	Lotus F1 Team	1:22.210	1:21.676	1:21.177
5	F. Alonso	Scuderia Ferrari	1:22.264	1:21.646	1:21.218
6	F. Massa	Scuderia Ferrari	1:22.492	1:21.978	1:21.219
7	R. Grosjean	Lotus F1 Team	1:22.613	1:21.998	1:21.308
8	M. Webber	Infiniti Red Bull Racing	1:22.342	1:21.718	1:21.570
9	S. Perez	Vodafone McLaren Mercedes	1:23.116	1:21.790	1:22.069
10	P. di Resta	Sahara Force India	1:22.663	1:22.019	1:22.233
11	D. Ricciardo	Scuderia Toro Rosso	1:22.905	1:22.127	-
12	J. Vergne	Scuderia Toro Rosso	1:22.775	1:22.166	-
13	A. Sutil	Sahara Force India F1 Team	1:22.952	1:22.346	-
14	J. Button	Vodafone McLaren Mercedes	1:23.166	1:22.355	-
15	N. Hulkenberg	Sauber F1 Team	1:23.058	1:22.389	-
16	E. Gutierrez	Sauber F1 Team	1:23.218	1:22.793	-
17	V. Bottas	Williams F1 Team	1:23.260	-	-
18	P. Maldonado	Williams F1 Team	1:23.318	-	-
19	G. van der Garde	Caterham F1 Team	1:24.661	-	-
20	J. Bianchi	Marussia F1 Team	1:24.713	-	-
21	M. Chilton	Marussia F1 Team	1:24.996	-	-
22	C. Pic	Caterham F1 Team	1:25.070	-	-

Race Classification			
Pos.	Driver	Team	Time
1	F. Alonso	Scuderia Ferrari	1:39:16.596
2	K. Raikkonen	Lotus F1 Team	1:39:25.934
3	F. Massa	Scuderia Ferrari	1:39:42.645
4	S. Vettel	Infiniti Red Bull Racing	1:39:54.869
5	M. Webber	Infiniti Red Bull Racing	1:40:04.559
6	N. Rosberg	Mercedes AMG Petronas F1 Team	1:40:24.616
7	P. di Resta	Sahara Force India F1 Team	1:40:25.584
8	J. Button	Vodafone McLaren Mercedes	1:40:36.102
9	S. Perez	Vodafone McLaren Mercedes	1:40:38.334
10	D. Ricciardo	Scuderia Toro Rosso	1:39:22.402- 1 lap
11	E. Gutierrez	Sauber F1 Team	1:39:22.706- 1 lap
12	L. Hamilton	Mercedes AMG Petronas F1 Team	1:39:27.565- 1 lap
13	A. Sutil	Sahara Force India F1 Team	1:39:28.040- 1 lap
14	P. Maldonado	Williams F1 Team	1:39:45.740- 1 lap
15	N. Hulkenberg	Sauber F1 Team	1:39:47.162- 1 lap
16	V. Bottas	Williams F1 Team	1:40:35.040- 1 lap
17	C. Pic	Caterham F1 Team	1:40:37.441- 1 lap
18	J. Bianchi	Marussia F1 Team	1:39:20.860- 2 laps
19	M. Chilton	Marussia F1 Team	1:39:48.230- 2 laps
Fastest lap:		E. Gutierrez Sauber F1 Team	1:26.217 on lap 56 (194.370 km/h)

Not classified: J. Vergne; G. van der Garde; R. Grosjean



FORMULA 1 GRAN PREMIO DE ESPAÑA PIRELLI 2014

Starting Grid					
Pos.	Driver	Team	Q1	Q2	Q3
1	L. Hamilton	Mercedes AMG Petronas F1 Team	1:27.238	1:26.210	1:25.232
2	N. Rosberg	Mercedes AMG Petronas F1 Team	1:26.764	1:26.088	1:25.400
3	D. Ricciardo	Infiniti Red Bull Racing	1:28.053	1:26.613	1:26.285
4	V. Bottas	Williams Martini Racing	1:28.198	1:27.563	1:26.632
5	R. Grosjean	Lotus F1 Team	1:28.472	1:27.258	1:26.960
6	K. Raikkonen	Scuderia Ferrari	1:28.308	1:27.335	1:27.104
7	F. Alonso	Scuderia Ferrari	1:28.329	1:27.602	1:27.140
8	J. Button	McLaren Mercedes	1:28.279	1:27.570	1:27.335
9	F. Massa	Williams Martini Racing	1:28.061	1:27.016	1:27.402
10	S. Vettel	Infiniti Red Bull Racing	1:27.958	1:27.052	DNF
11	N. Hulkenberg	Sahara Force India F1 Team	1:28.155	1:27.685	-
12	S. Perez	Sahara Force India F1 Team	1:28.469	1:28.002	-
13	D. Kvyat	Scuderia Toro Rosso	1:28.074	1:28.039	-
14	E. Gutierrez	Sauber F1 Team	1:28.374	1:28.280	-
15	K. Magnussen	McLaren Mercedes	1:28.389	DNF	-
16	J. Vergne	Scuderia Toro Rosso	1:28.194	-	-
17	A. Sutil	Sauber F1 Team	1:28.563	-	-
18	M. Chilton	Marussia F1 Team	1:29.586	-	-
19	J. Bianchi	Marussia F1 Team	1:30.177	-	-
20	M. Ericsson	Caterham F1 Team	1:30.312	-	-
21	K. Kobayashi	Caterham F1 Team	1:30.375	-	-
22	P. Maldonado	Lotus F1 Team	DNF	-	-

Race Classification			
Pos.	Driver	Team	Time
1	L. Hamilton	Mercedes AMG Petronas F1 Team	1:41:05.155
2	N. Rosberg	Mercedes AMG Petronas F1 Team	1:41:05.791
3	D. Ricciardo	Infiniti Red Bull Racing	1:41:54.169
4	S. Vettel	Infiniti Red Bull Racing	1:42:21.857
5	V. Bottas	Williams Martini Racing	1:42:24.448
6	F. Alonso	Scuderia Ferrari	1:42:32.898
7	K. Raikkonen	Scuderia Ferrari	1:41:08.447- 1 lap
8	R. Grosjean	Lotus F1 Team	1:41:21.479- 1 lap
9	S. Perez	Sahara Force India F1 Team	1:41:22.577- 1 lap
10	N. Hulkenberg	Sahara Force India F1 Team	1:41:32.981- 1 lap
11	J. Button	McLaren Mercedes	1:41:37.467- 1 lap
12	K. Magnussen	McLaren Mercedes	1:41:38.124- 1 lap
13	F. Massa	Williams Martini Racing	1:41:38.705- 1 lap
14	D. Kvyat	Scuderia Toro Rosso	1:41:46.961- 1 lap
15	P. Maldonado	Lotus F1 Team	1:41:55.021- 1 lap
16	E. Gutierrez	Sauber F1 Team	1:42:15.363- 1 lap
17	A. Sutil	Sauber F1 Team	1:42:18.487- 1 lap
18	J. Bianchi	Marussia F1 Team	1:41:29.297- 2 laps
19	M. Chilton	Marussia F1 Team	1:42:09.988- 2 laps
20	M. Ericsson	Caterham F1 Team	1:42:30.846- 2 laps
Fastest lap:		S. Vettel Red Bull Racing 1:28.918 on lap 55	(188.465 km/h)

Not classified: K. Kobayashi; J. Vergne



MEDIA CONTACTS

Mercedes AMG Petronas Formula One Team

Head of Motorsports Communications: Bradley Lord
+44 7785 682 893 – blord@mercedesamgf1.com
Head of Partner&Event Communications: Nicola Armstrong
+44 7793 844549 – narmstrong@mercedesamgf1.com
Media Officer: Ben Cowley
+44 7920 214 276 – bcowley@mercedes-amg-f1.com
Media Officer: Rosa Herrero rherrero@mercedesamgf1.com
Nico Rosberg Public Relations Manager: Georg Nolte
+49 171 190 2896 – nolte@nicorosberg.com

Infiniti Red Bull Racing Team

Head of Communications: Katie Tweedle (Maternity Leave)
+44 7766 471 568 – katie.tweedle@redbullracing.com
Motorsport Communications Manager: Nikki Vasiliadis
+44 07702 353327 – nikki.vasiliadis@redbullracing.com
Press Officer: Roberta Casalino
+44 7834 790367 – roberta.casalino@redbullracing.com
Press Officer: Anna Pamin
+44 7702 353 337 – anna.pamin@redbullracing.com

Williams Martini Racing

Head of Communication: Sophie Ogg
+44 7977 27 5762 – sophie.ogg@williamsf1.com
Junior Press Officer: Max Constanduros
+44 7823344285 – max.constanduros@williamsf1.com
Corporate Communications Manager: James Francis
+44 7788 317 639 – james.francis@williamsf1.com
Digital Media Manager: Steven English
+44 7966325845 – steven.english@williamsf1.com

Scuderia Ferrari

Head of Motorsport Press Office: Alberto Antonini
+39 3440556635 – alberto.antonini@ferrari.com
Press Officer: Roberta Vallorosi
+39 334 659 1868 – roberta.vallorosi@ferrari.com
Press Officer: Stefania Bocchi
stefania.bocchi@ferrari.com
Media & PR Consultant Sebastian Vettel: Britta Roeske
+44 7764 386 402 – britta.roeske@sebastianvettel.com

McLaren Honda

Head of Communications & PR: Matt Bishop
+44 7976 835 878 – matt.bishop@mclaren.com
Media Manager: Steve Cooper
+44 7881 426 460 – steve.cooper@mclaren.com
PR Officer: Silvia Hoffer Frangipane
+44 7584 218 639 – silvia.hoffer@mclaren.com

Sahara Force India F1 Team

Communications Manager: Will Hings
+44 7734 202020 – will.hings@forceindiaf1.com

Scuderia Toro Rosso

Head of Communications: Fabiana Valenti
+39 335 711 3694 – fabiana.valenti@tororosso.com
Press Officer: Tabatha Valls
+39 348 6095017 – tabatha.vallshaling@tororosso.com
Social Media Specialist: Diego Mandolfo
+39 340 795 1078 – diego.mandolfo@tororosso.com

Lotus F1 Team

Head of Communications: Andy Stobart
+44 7703 366 151 – andy.stobart@lotusf1team.com
Media Communications Manager: Clarisse Hoffmann
+44 7747 468 273 – clarisse.hoffmann@lotusf1team.com
Media Communications Manager: Aurelie Donzelot
+44 7825 938 476 – aurelie.donzelot@lotusf1team.com



Sauber F1 Team

Head of Communications: Hanspeter Brack
+41 79 770 1819 – hanspeter.brack@sauber-motorsport.com

Communications Manager: Marleen Seilheimer
+41 79 264 28 49 – marleen.seilheimer@sauber-motorsport.com

Manor Marussia F1 Team

PR, Communications & Brand Director: Tracy Novak
+44 7701 382031 – tracy.novak@manorf1team.com

Pirelli

Head of F1 Communications: Roberto Boccafogli
+39 3351256694 – roberto.boccafogli@pirelli.com

F1 Communications : Maria Stella Narciso
+39 338 9423585 – mariastella.narciso@pirelli.com

F1 Communications: Anthony Peacock
+44 7765 896930 – anthony@mediaticaworld.com

Renault Sport F1

Communications Manager: Lucy Genon
+33 611 716 178 / +44 781 659 4152
lucy.genon-rf1ext@renaultsportf1.com

PR & External Communications Manager: Laurence Letresor
+33 676 03 30 29 – laurence.letresor@renaultsportf1.com

Honda R&D Europe (UK) Ltd.

Communications Manager: Akiko Itoga
+44 7990 506 251 – akiko_itoga@uk.hrdeu.com

Assistant Manager: Risa Ikenoya
+81 80 8871 5978 – risa_ikenoya@hm.honda.co.jp

Fédération Internationale de l'Automobile

**FIA F1 Head of Communications & Media Delegate:
Matteo Bonciani** +33 676 322 490 – mbonciani@fia.com

FIA F1 Communications Officer: Sandrine Gomez
+33 673 212 685 – sgomez@fia.com

FIA F1 Communications: Pat Behar
+33 680 384 684 – pbehar@fia.com

Circuit de Barcelona-Catalunya

Press Officer: Miriam Ramos
+34 650 411 841 – mramos@circuitcat.com

Senior Assistant: Cristina Díez
+34 628 261 634 – cdiez@circuitcat.com



OFFICIALS

Race Director, Safety Delegate & Starter:

Charlie Whiting

Clerk of the course:

Xavier Boné

Observer:

Herbie Blash

Medical Delegate:

Professor Jean-Charles Piette

Medical Rescue Coordinator:

Ian Roberts

Technical Delegate:

Jo Bauer

FIA F1 Head of Communications & Media Delegate:

Matteo Bonciani

Safety Car Driver:

Bernd Mayländer

Medical Car Driver:

Alan van der Merwe

FIA Stewards:

Garry Connelly

Tim Mayer

Derek Warwick

National Steward:

David Domingo



2015 CIRCUIT DE BARCELONA- CATALUNYA RACE CALENDAR

February	19, 20, 21 and 22 26, 27, 28 and 1	Formula One Test Days Formula One Test Days
March	21 and 22	V de V Endurance Series (classics and endurance)
April	18 and 19	Spirit of Montjuïc (Catalunya Classic Revival)
May	8, 9 and 10 12 and 13	FORMULA 1 GRAN PREMIO DE ESPAÑA PIRELLI 2015 Formula One Test Days
June	12, 13 and 14 20 and 21	Gran Premi Monster Energy de Catalunya de MotoGP™ FIM CEV Repsol International Championship
July	10, 11 and 12 19	24 Horas de Catalunya de Motociclismo Catalan Motorcycling Championships
September	4, 5 and 6 19 and 20	24 Horas de Barcelona de Automovilismo-Trofeo Fermí Vález Barcelona FIA World RallyCross
October	31 and 1	International GT Open
November	15	Catalan Car Racing Championships CER (Spanish Endurance Cup)



**FORMULA 1
GRAN PREMIO
DE ESPAÑA PIRELLI 2015**

**CATALUNYA
08-09-10 MAY**



2015 FIA Formula One World Championship™

Circuit de Barcelona-Catalunya
Mas "La Moreneta"
Apartat de correus, 27
08160 Montmeló
Barcelona – Spain
Tel. (+34) 935 719 709
Fax (+34) 935 719 772

media@circuitcat.com
www.circuitcat.com

formulaone™media



2015 FORMULA ONE CHAMPIONSHIP CALENDAR

Date	Grand Prix	Circuit
13-15 March	Australia	Melbourne
27-29 March	Malaysia	Kuala Lumpur
10-12 April	China	Shanghai
17-19 April	Bahrain	Sakhir
08-10 May	Spain	Barcelona-Catalunya
22-24 May	Monaco	Monte Carlo
05-07 June	Canada	Montréal
19-21 June	Austria	Spielberg
03-05 July	Great Britain	Silverstone
24-26 July	Hungary	Budapest
21-23 August	Belgium	Spa-Francorchamps
04-06 September	Italy	Monza
18-20 September	Singapore	Singapore
25-27 September	Japan	Suzuka
09-11 October	Russia	Sochi
23-25 October	United States	Austin
30 Oct-01 Nov	Mexico	Hermanos Rodríguez
13-15 November	Brazil	Sao Paulo
27-29 November	Abu Dhabi	Yas Marina



ENTRY LIST

N.	Driver	Team	Nationality
1	Lewis Hamilton	Mercedes AMG Petronas Formula One Team	Great Britain
6	Nico Rosberg	Mercedes AMG Petronas Formula One Team	Germany
3	Daniel Ricciardo	Infiniti Red Bull Racing	Australia
26	Daniil Kvyat	Infiniti Red Bull Racing	Russia
19	Felipe Massa	Williams Martini Racing	Brazil
77	Valtteri Bottas	Williams Martini Racing	Finland
5	Sebastian Vettel	Scuderia Ferrari	Germany
7	Kimi Raikkonen	Scuderia Ferrari	Finland
14	Fernando Alonso	McLaren Honda	Spain
22	Jenson Button	McLaren Honda	Great Britain
27	Nico Hulkenberg	Sahara Force India F1 Team	Germany
11	Sergio Perez	Sahara Force India F1 Team	Mexico
33	Max Verstappen	Scuderia Toro Rosso	Netherlands
55	Carlos Sainz	Scuderia Toro Rosso	Spain
8	Romain Grosjean	Lotus F1 Team	France
26	Pastor Maldonado	Lotus F1 Team	Venezuela
9	Marcus Ericsson	Sauber F1 Team	Sweden
12	Felipe Nasr	Sauber F1 Team	Brazil
28	Will Stevens	Manor Marussia F1 Team	Great Britain
98	Roberto Merhi	Manor Marussia F1 Team	Spain



DRIVERS' STANDINGS

Pos.	Driver	Australia	Malaysia	Bahrain	China	Total
1	Lewis Hamilton	25	18	25	25	93
2	Nico Rosberg	18	15	18	15	66
3	Sebastian Vettel	15	25	15	10	65
4	Kimi Raikkonen	-	12	12	18	42
5	Felipe Massa	12	8	10	1	31
6	Valtteri Bottas	-	10	8	12	30
7	Daniel Ricciardo	8	1	2	8	19
8	Felipe Nasr	10	-	4	-	14
9	Romain Grosjean	-	-	6	6	12
10	Nico Hulkenberg	6	-	-	-	6
11	Max Verstappen	-	6	-	-	6
12	Carlos Sainz	2	4	-	-	6
13	Sergio Pérez	1	-	-	4	5
14	Marcus Ericsson	4	-	1	-	5
15	Daniil Kvyat	-	2	-	2	4
16	Fernando Alonso	-	-	-	-	0
17	Jenson Button	-	-	-	-	0
18	Roberto Merhi	-	-	-	-	0
19	Will Stevens	-	-	-	-	0
20	Pastor Maldonado	-	-	-	-	0


CONSTRUCTORS' STANDINGS

Pos.	Team	Australia	Malaysia	China	Bahrain	Total
1	Mercedes AMG Petronas F1 Team	43	33	43	40	159
2	Scuderia Ferrari	15	37	27	28	107
3	Williams Martini Racing	12	18	18	13	61
4	Infiniti Red Bull Racing	8	3	2	10	23
5	Sauber F1 Team	14	-	5	-	19
6	Lotus F1 Team	-	-	6	6	12
7	Scuderia Toro Rosso	2	10	-	-	12
8	Sahara Force India F1 Team	7	-	-	4	11
9	McLaren Honda	-	-	-	-	0
10	Manor Marussia F1 Team	-	-	-	-	0



DRIVERS AND TEAMS STATISTICS

Mercedes AMG Petronas F1 Team



World titles	Drivers: 3 Const: 1	Race wins	32	2014 pts	701 (1 st)
First GP	France 1954	Podiums	71	2015 pts	159 (1 st)
First victory	France 1954 (J. Fangio)	Poles	39	Car	F1 W06 Hybrid
100th victory	-	Fastest laps	28	Engine	Mercedes PU106B Hybrid
Races	112	Total pts	1880,14	Tyres	Pirelli

44. Lewis HAMILTON (GBR)

World titles	2 (2008/2014)	Age	30
Races	152	First GP	Australia 2007
Wins	36	First win	Canada 2007
Podiums	74	Total pts	1579
Poles	42	2014 pts	384 (1 st)
Fastest laps	22	2015 pts	93 (1 st)

6. Nico ROSBERG (DEU)

World titles	0	Age	29
Races	170	First GP	Bahrain 2006
Wins	8	First win	China 2012
Podiums	30	Total pts	953,5
Poles	15	2014 pts	317 (2 nd)
Fastest laps	10	2015 pts	66 (2 nd)

Infiniti Red Bull Racing



World titles	Drivers: 4 Const: 4	Race wins	50	2014 pts	405 (2 nd)
First GP	Australia 2005	Podiums	116	2015 pts	23 (4 th)
First victory	China 2009 (S. Vettel)	Poles	57	Car	RB11
100th victory	-	Fastest laps	44	Engine	Renault Energy F1-2015
Races	188	Total pts	2888,5	Tyres	Pirelli

3. Daniel RICCIARDO (AUS)

World titles	0	Age	25
Races	73	First GP	GB 2011
Wins	3	First win	Canada 2014
Podiums	8	Total pts	287
Poles	0	2014 pts	238 (3 rd)
Fastest laps	1	2015 pts	19 (7 th)

26. Daniil KVYAT (RUS)

World titles	0	Age	21
Races	22	First GP	Australia 2014
Wins	0	First win	-
Podiums	0	Total pts	12
Poles	0	2014 pts	8 (15 th)
Fastest laps	0	2015 pts	4 (15 th)



Williams Martini Racing



World titles	Drivers: 7 Const: 9	Race wins	114	2014 pts	320 (3 rd)
First GP	Argentina 1975	Podiums	306	2015 pts	61 (3 rd)
First victory	GB 1979 (C. Regazzoni)	Poles	128	Car	FW37
100th victory	GB 1997 (J. Villeneuve)	Fastest laps	133	Engine	Mercedes PU106B Hybrid
Races	634	Total pts	3106	Tyres	Pirelli


19. Felipe MASSA (BRA)

World titles	0	Age	34
Races	214	First GP	Australia 2002
Wins	11	First win	Turkey 2006
Podiums	39	Total pts	981
Poles	16	2014 pts	134 (7 th)
Fastest laps	15	2015 pts	31 (5 th)

77. Valtteri BOTTAS (FIN)

World titles	0	Age	25
Races	41	First GP	Australia 2013
Wins	0	First win	-
Podiums	6	Total pts	220
Poles	0	2014 pts	186 (4 th)
Fastest laps	1	2015 pts	30 (6 th)

Scuderia Ferrari



World titles	Drivers: 15 Const: 16	Race wins	222	2014 pts	216 (4 th)
First GP	Monaco 1950	Podiums	684	2015 pts	107 (2 nd)
First victory	GB 1951 (F. Gonzalez)	Poles	207	Car	SF15-T
100th victory	France 90 (Alain Prost)	Fastest laps	231	Engine	Ferrari 059/4
Races	893	Total pts	6843,27	Tyres	Pirelli

5. Sebastian VETTEL (DEU)

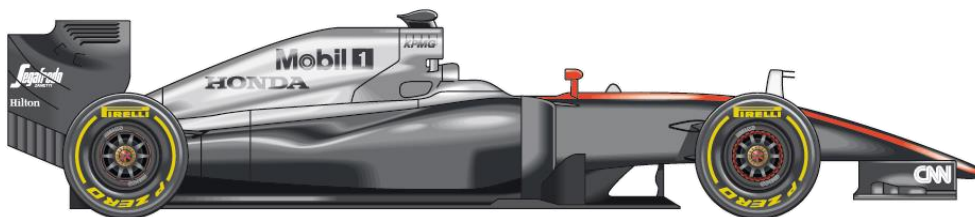
World titles	4 (2010-13)	Age	27
Races	143	First GP	USA 2007
Wins	40	First win	Italy 2008
Podiums	69	Total pts	1683
Poles	45	2014 pts	167 (5 th)
Fastest laps	24	2015 pts	65 (3 rd)

7. Kimi RAIKKONEN (FIN)

World titles	1 (2007)	Age	35
Races	216	First GP	Australia 2001
Wins	20	First win	Malaysia 2003
Podiums	78	Total pts	1066
Poles	16	2014 pts	55 (12 th)
Fastest laps	41	2015 pts	42 (4 th)




McLaren Honda



World titles	Drivers: 12 Const: 8	Race wins	182	2014 pts	181 (5 th)
First GP	Monaco 1966	Podiums	485	2015 pts	0 (9 th)
First victory	Belgium 1968 (B. McLaren)	Poles	155	Car	MP4/30
100th victory	Brasil 1993 (A. Senna)	Fastest laps	152	Engine	Honda RA615H
Races	765	Total pts	5331,5	Tyres	Pirelli
14. Fernando ALONSO (ESP)			22. Jenson BUTTON (GBR)		
World titles	2 (2005-06)	Age	33	World titles	1 (2009)
Races	238	First GP	Australia 2001	Races	269
Wins	32	First win	Hungary 2003	Wins	15
Podiums	97	Total pts	1767	Podiums	50
Poles	22	2014 pts	161 (6 th)	Poles	8
Fastest laps	21	2015 pts	0 (16 th)	Fastest laps	8
				Age	35
				First GP	Australia 2000
				First win	Hungary 2006
				Total pts	1198
				2014 pts	126 (8 th)
				2015 pts	0 (17 th)

Sahara Force India F1 Team



World titles	Drivers: 0 Const: 0	Race wins	0	2014 pts	155 (6 th)
First GP	Australia 2008	Podiums	2	2015 pts	11 (8 th)
First victory	-	Poles	1	Car	VJM08
100th victory	-	Fastest laps	3	Engine	Mercedes PU106B Hybrid
Races	135	Total pts	502	Tyres	Pirelli
11. Sergio PÉREZ MENDOZA (MEX)			27. Nicolas HULKENBERG (DEU)		
World titles	0	Age	25	World titles	0
Races	78	First GP	Australia 2011	Races	80
Wins	0	First win	-	Wins	0
Podiums	4	Total pts	193	Podiums	0
Poles	0	2014 pts	59 (10 th)	Poles	1
Fastest laps	3	2015 pts	5 (13 th)	Fastest laps	1
				Age	27
				First GP	Bahrain 2010
				First win	-
				Total pts	238
				2014 pts	96 (9 th)
				2015 pts	6 (10 th)




Scuderia Toro Rosso



World titles	Drivers: 0 Const: 0	Race wins	1	2014 pts	30 (7 th)
First GP	Bahrain 2006	Podiums	1	2015 pts	12 (6 th)
First victory	Italy 2008 (S. Vettel)	Poles	1	Car	STR10
100th victory	-	Fastest laps	0	Engine	Renault Energy F1-2015
Races	170	Total pts	211	Tyres	Pirelli

33. Max VERSTAPPEN (NDL)			55. Carlos SAINZ (ESP)		
World titles	-	Age	17	World titles	-
Races	4	First GP	Australia 2015	Races	4
Wins	0	First win	-	Wins	0
Podiums	0	Total pts	6	Podiums	0
Poles	0	2014 pts	-	Poles	0
Fastest laps	0	2015 pts	6 (11 th)	Fastest laps	0
				2015 pts	6 (12 th)

Lotus F1 Team



World titles	Drivers: 0 Const: 0	Race wins	2	2014 pts	10 (8 th)
First GP	Australia 2012	Podiums	24	2015 pts	12 (7 th)
First victory	Abu Dhabi 2012 (K. Räikkönen)	Poles	0	Car	E23 Hybrid
100th victory	-	Fastest laps	5	Engine	Mercedes PU106B Hybrid
Races	62	Total pts	640	Tyres	Pirelli

8. Romain GROSJEAN (FRA)			13. Pastor MALDONADO (VEN)		
World titles	0	Age	29	World titles	0
Races	68	First GP	Europe 2009	Races	80
Wins	0	First win	-	Wins	1
Podiums	9	Total pts	248	Podiums	1
Poles	0	2014 pts	8 (14 th)	Poles	1
Fastest laps	1	2015 pts	12 (9 th)	Fastest laps	0
				2015 pts	0 (20 th)



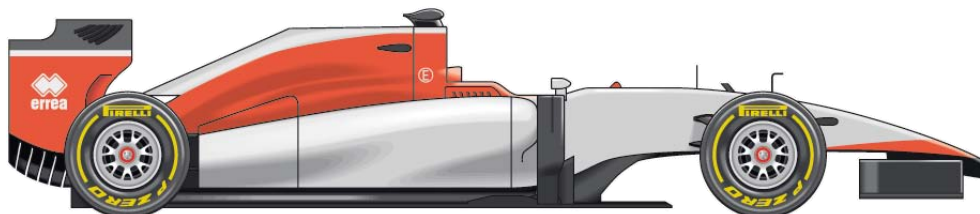
Sauber F1 Team



World titles	Drivers: 0 Const: 0	Race wins	0	2014 pts	0 (10 th)
First GP	South Africa 1993	Podiums	10	2015 pts	19 (5 th)
First victory	-	Poles	0	Car	C34
100th victory	-	Fastest laps	3	Engine	Ferrari 059/4
Races	315	Total pts	490	Tyres	Pirelli

9. Marcus ERICSSON (SWE)			12. Luiz Felipe de Oliveira NASR (BRA)		
World titles	0	Age	24	World titles	-
Races	20	First GP	Australia 2014	Races	4
Wins	0	First win	-	Wins	0
Podiums	0	Total pts	5	Podiums	0
Poles	0	2014 pts	0 (19 th)	Poles	0
Fastest laps	0	2015 pts	5 (14 th)	Fastest laps	0
				2014 pts	-
				2015 pts	14 (8 th)

Manor Marussia F1 Team



World titles	Drivers: 0 Const: 0	Race wins	0	2014 pts	2 (9 th)
First GP	Australia 2012	Podiums	0	2015 pts	0 (10 th)
First victory	-	Poles	0	Car	MR03
100th victory	-	Fastest laps	0	Engine	Ferrari 059/3
Races	58	Total pts	2	Tyres	Pirelli

28. William STEVENS (GBR)			98. Roberto MERHI (ESP)		
World titles	0	Age	23	World titles	-
Races	3	First GP	Abu Dhabi 2014	Races	3
Wins	0	First win	-	Wins	0
Podiums	0	Total pts	0	Podiums	0
Poles	0	2014 pts	0 (23 rd)	Poles	0
Fastest laps	0	2015 pts	0 (19 th)	Fastest laps	0
				2014 pts	-
				2015 pts	0 (18 th)



2015 FORMULA ONE CHAMPIONSHIP

First round: Australian Grand Prix (15th March 2015)

Qualifying Classification

POS	NO	NAME	ENTRANT	Q1	LAPS	PERCENT	TIME OF DAY	Q2	LAPS	TIME OF DAY	Q3	LAPS	TIME OF DAY
1	44	L. HAMILTON	Mercedes AMG Petronas F1 Team	1:28.586	7	100.000	17:12:00	1:26.894	3	17:31:23	1:26.327	6	18:00:50
2	6	N. ROSBERG	Mercedes AMG Petronas F1 Team	1:28.906	6	100.361	17:10:52	1:27.097	3	17:31:58	1:26.921	5	18:00:42
3	19	F. MASSA	Williams Martini Racing	1:29.246	8	100.745	17:17:30	1:27.895	7	17:40:47	1:27.718	6	18:00:58
4	5	S. VETTEL	Scuderia Ferrari	1:29.307	3	100.813	17:06:39	1:27.742	4	17:33:39	1:27.757	5	17:53:25
5	7	K. RAIKKONEN	Scuderia Ferrari	1:29.754	5	101.318	17:08:58	1:27.807	6	17:40:27	1:27.790	6	18:00:04
6	77	V. BOTTAS	Williams Martini Racing	1:29.641	5	101.190	17:10:11	1:27.796	6	17:41:14	1:28.087	5	18:00:12
7	3	D. RICCIARDO	Infiniti Red Bull Racing	1:29.788	10	101.356	17:18:46	1:28.679	6	17:40:02	1:28.329	6	17:59:55
8	55	C. SAINZ	Scuderia Toro Rosso	1:29.597	10	101.141	17:15:16	1:28.601	6	17:40:52	1:28.510	6	18:01:09
9	8	R. GROSJEAN	Lotus F1 Team	1:29.537	8	101.073	17:15:27	1:28.589	6	17:40:57	1:28.560	6	18:00:36
10	13	P. MALDONADO	Lotus F1 Team	1:29.847	9	101.423	17:15:09	1:28.726	5	17:40:32	1:29.480	6	17:52:37
11	12	F. NASR	Sauber F1 Team	1:30.430	9	102.081	17:18:57	1:28.800	8	17:40:42			
12	33	M. VERSTAPPEN	Scuderia Toro Rosso	1:29.248	9	100.747	17:15:51	1:28.868	6	17:41:07			
13	26	D. KVYAT	Infiniti Red Bull Racing	1:30.402	3	102.049	17:18:03	1:29.070	6	17:40:36			
14	27	N. HULKENBERG	Sahara Force India F1 Team	1:29.651	8	101.202	17:18:08	1:29.208	6	17:37:20			
15	11	S. PEREZ	Sahara Force India F1 Team	1:29.990	7	101.584	17:19:15	1:29.209	6	17:40:09			
16	9	M. ERICSSON	Sauber F1 Team	1:31.376	10	103.149	17:19:06						
17	22	J. BUTTON	McLaren Honda	1:31.422	7	103.201	17:19:20						
18	20	K. MAGNUSSEN	McLaren Honda	1:32.037	8	103.895	17:11:11						
	28	W. STEVENS	Manor Marussia F1 Team	DNS									
	98	R. MERHI	Manor Marussia F1 Team	DNS									
				POLE POSITION LAP									
	44	L. HAMILTON	Mercedes AMG Petronas F1 Team	1:26.327				221.145	KPH				
				FASTEST LAP OVERALL									
	44	L. HAMILTON	Mercedes AMG Petronas F1 Team	1:26.327				221.145	KPH				

Circuit de Barcelona-Catalunya
Mas "La Moreneta"
Apartat de correus, 27
08160 Montmeló
Barcelona - Spain
Tel. (+34) 935 719 709
Fax (+34) 935 719 772

media@circuitcat.com
www.circuitcat.com



Race Official Classification after 58 laps – 307,574 kms.

POS	NO	DRIVER	NAT	ENTRANT	LAPS	TIME	GAP	KPH	BEST	LAP
1	44	L. HAMILTON	GBR	Mercedes AMG Petronas F1 Team	58	1:31:54.067		200.807	1:30.945	50
2	6	N. ROSBERG	GER	Mercedes AMG Petronas F1 Team	58	1:31:55.427	1.360	200.758	1:31.092	47
3	5	S. VETTEL	GER	Scuderia Ferrari	58	1:32:28.590	34.523	199.558	1:31.457	52
4	19	F. MASSA	BRA	Williams Martini Racing	58	1:32:32.263	38.196	199.426	1:31.719	50
5	12	F. NASR	BRA	Sauber F1 Team	58	1:33:29.216	95.149	197.401	1:32.612	46
6	3	D. RICCIARDO	AUS	Infiniti Red Bull Racing	57	1:32:04.816	1 LAP	196.961	1:32.797	46
7	27	N. HULKENBERG	GER	Sahara Force India F1 Team	57	1:32:41.250	1 LAP	195.671	1:31.970	48
8	9	M. ERICSSON	SWE	Sauber F1 Team	57	1:32:56.053	1 LAP	195.151	1:31.560	51
9	55	C. SAINZ	ESP	Scuderia Toro Rosso	57	1:33:02.691	1 LAP	194.919	1:32.872	49
10	11	S. PEREZ	MEX	Sahara Force India F1 Team	57	1:33:14.993	1 LAP	194.490	1:31.959	46
11	22	J. BUTTON	GBR	McLaren Honda	56	1:32:18.287	2 LAPS	193.035	1:33.338	56
NOT CLASSIFIED										
	7	K. RAIKKONEN	FIN	Scuderia Ferrari	40	1:05:17.916	DNF	194.907	1:31.426	36
	33	M. VERSTAPPEN	NED	Scuderia Toro Rosso	32	53:19.126	DNF	190.960	1:34.295	30
	8	R. GROSJEAN	FRA	Lotus F1 Team	0		DNF			
	13	P. MALDONADO	VEN	Lotus F1 Team	0		DNF			
	26	D. KVYAT	RUS	Infiniti Red Bull Racing	0		DNS			
	20	K. MAGNUSSEN	DEN	McLaren Honda	0		DNS			
FASTEST LAP										
	44	L. HAMILTON	GBR	Mercedes AMG Petronas F1 Team		1:30.945 on lap 50		209.915		



Second round: Malaysian Grand Prix (29th March 2015)

Qualifying Classification

POS	NO	NAME	ENTRANT	Q1	LAPS	PERCENT	TIME OF DAY	Q2	LAPS	TIME OF DAY	Q3	LAPS	TIME OF DAY	
1	44	L. HAMILTON	Mercedes AMG Petronas F1 Team	1:39.269	3	100.000	17:05:46	1:41.517	3	17:28:44	1:49.834	7	18:19:27	
2	5	S. VETTEL	Scuderia Ferrari	1:39.814	3	100.549	17:07:36	1:39.632	3	17:28:32	1:49.908	7	18:27:14	
3	6	N. ROSBERG	Mercedes AMG Petronas F1 Team	1:39.374	3	100.105	17:05:26	1:39.377	3	17:28:37	1:50.299	7	18:28:17	
4	3	D. RICCIARDO	Infiniti Red Bull Racing	1:40.504	6	101.244	17:14:23	1:41.085	3	17:28:36	1:51.541	7	18:27:46	
5	26	D. KVYAT	Infiniti Red Bull Racing	1:40.546	6	101.286	17:13:35	1:41.665	3	17:28:57	1:51.951	7	18:25:35	
6	33	M. VERSTAPPEN	Scuderia Toro Rosso	1:40.793	6	101.535	17:13:23	1:41.430	3	17:28:45	1:51.981	7	18:28:24	
7	19	F. MASSA	Williams Martini Racing	1:40.543	7	101.283	17:19:32	1:41.230	3	17:28:52	1:52.473	7	18:28:02	
8	8	R. GROSJEAN	Lotus F1 Team	1:40.303	8	101.041	17:19:14	1:41.209	3	17:28:54	1:52.981	7	18:28:12	
9	77	V. BOTTAS	Williams Martini Racing	1:40.249	4	100.987	17:06:38	1:40.650	3	17:28:49	1:53.179	7	18:27:56	
10	9	M. ERICSSON	Sauber F1 Team	1:40.340	8	101.078	17:18:46	1:41.748	3	17:28:43	1:53.261	7	18:25:45	
11	7	K. RAIKKONEN	Scuderia Ferrari	1:40.415	4	101.154	17:08:02	1:42.173	3	17:28:44				
12	13	P. MALDONADO	Lotus F1 Team	1:40.361	8	101.100	17:18:39	1:42.198	3	17:28:55				
13	27	N. HULKENBERG	Sahara Force India F1 Team	1:40.830	6	101.572	17:18:01	1:43.023	3	17:29:01				
14	11	S. PEREZ	Sahara Force India F1 Team	1:41.036	8	101.780	17:17:43	1:43.469	3	17:29:07				
15	55	C. SAINZ	Scuderia Toro Rosso	1:39.814	6	100.549	17:15:44	1:43.701	3	17:28:49				
16	12	F. NASR	Sauber F1 Team	1:41.308	7	102.054	17:06:52							
17	22	J. BUTTON	McLaren Honda	1:41.636	8	102.384	17:18:37							
18	14	F. ALONSO	McLaren Honda	1:41.746	8	102.495	17:05:08							
	98	R. MERHI	Manor Marussia F1 Team	1:46.677	7	107.462	17:18:22							
QUALIFYING CRITERIA														
				1:46.217	107.000									
POLE POSITION LAP														
44	L. HAMILTON	Mercedes AMG Petronas F1 Team	1:49.834					181.681 KPH						
FASTEST LAP OVERALL														
44	L. HAMILTON	Mercedes AMG Petronas F1 Team	1:39.269					201.017 KPH						



Race Official Classification after 56 laps – 310,408 kms.

POS	NO	DRIVER	NAT	ENTRANT	LAPS	TIME	GAP	KPH	BEST LAP	LAP
1	5	S. VETTEL	GER	Scuderia Ferrari	56	1:41:05.793		184.224	1:43.648	46
2	44	L. HAMILTON	GBR	Mercedes AMG Petronas F1 Team	56	1:41:14.362	8.569	183.964	1:43.125	45
3	6	N. ROSBERG	GER	Mercedes AMG Petronas F1 Team	56	1:41:18.103	12.310	183.851	1:42.062	43
4	7	K. RAIKKONEN	FIN	Scuderia Ferrari	56	1:41:59.615	53.822	182.604	1:44.124	40
5	77	V. BOTTAS	FIN	Williams Martini Racing	56	1:42:16.202	70.409	182.110	1:44.088	42
6	19	F. MASSA	BRA	Williams Martini Racing	56	1:42:19.379	73.586	182.016	1:43.990	40
7	33	M. VERSTAPPEN	NED	Scuderia Toro Rosso	56	1:42:43.555	97.762	181.302	1:44.579	42
8	55	C. SAINZ	ESP	Scuderia Toro Rosso	55	1:41:07.902	1 LAP	180.872	1:45.507	37
9	26	D. KVYAT	RUS	Infiniti Red Bull Racing	55	1:41:08.929	1 LAP	180.841	1:44.514	41
10	3	D. RICCIARDO	AUS	Infiniti Red Bull Racing	55	1:41:16.857	1 LAP	180.605	1:45.312	42
11	8	R. GROSJEAN	FRA	Lotus F1 Team	55	1:41:34.538	1 LAP	180.081	1:44.812	36
12	12	F. NASR	BRA	Sauber F1 Team	55	1:41:37.045	1 LAP	180.007	1:43.902	45
13	11	S. PEREZ	MEX	Sahara Force India F1 Team	55	1:41:54.237	1 LAP	179.501	1:45.345	37
14	27	N. HULKENBERG	GER	Sahara Force India F1 Team	55	1:41:54.692	1 LAP	179.488	1:44.822	46
15	98	R. MERHI	ESP	Manor Marussia F1 Team	53	1:41:44.486	3 LAPS	173.250	1:49.040	44
NOT CLASSIFIED										
13		P. MALDONADO	VEN	Lotus F1 Team	47	1:27:42.185	DNF	178.229	1:45.070	38
22		J. BUTTON	GBR	McLaren Honda	41	1:17:53.611	DNF	175.056	1:46.056	38
14		F. ALONSO	ESP	McLaren Honda	21	40:26.269	DNF	172.714	1:48.460	17
9		M. ERICSSON	SWE	Sauber F1 Team	3	5:35.621	DNF	178.368	1:48.760	3
FASTEST LAP										
6		N. ROSBERG	GER	Mercedes AMG Petronas F1 Team		1:42.062 on lap 43		195.516		



Third round: China Grand Prix (12th April 2015)

Qualifying Classification

POS	NO	NAME	ENTRANT	Q1	LAPS	PERCENT	TIME OF DAY	Q2	LAPS	TIME OF DAY	Q3	LAPS	TIME OF DAY
1	44	L. HAMILTON	Mercedes AMG Petronas F1 Team	1:38.285	3	100.803	15:05:59	1:36.423	3	15:31:20	1:35.782	6	15:53:07
2	6	N. ROSBERG	Mercedes AMG Petronas F1 Team	1:38.496	3	101.019	15:06:21	1:36.747	3	15:31:42	1:35.824	6	16:01:22
3	5	S. VETTEL	Scuderia Ferrari	1:37.502	8	100.000	15:15:55	1:36.957	3	15:36:56	1:36.687	6	16:01:16
4	19	F. MASSA	Williams Martini Racing	1:38.433	3	100.954	15:14:48	1:37.357	6	15:40:57	1:36.954	6	16:01:04
5	77	V. BOTTAS	Williams Martini Racing	1:38.014	3	100.525	15:14:20	1:37.763	6	15:38:51	1:37.143	6	16:00:43
6	7	K. RAIKKONEN	Scuderia Ferrari	1:37.790	8	100.295	15:15:17	1:37.109	3	15:36:01	1:37.232	6	16:00:19
7	3	D. RICCIARDO	Infiniti Red Bull Racing	1:38.534	6	101.058	15:15:10	1:37.939	6	15:40:42	1:37.540	6	16:00:27
8	8	R. GROSJEAN	Lotus F1 Team	1:38.209	8	100.725	15:18:55	1:38.063	6	15:41:01	1:37.905	6	16:01:08
9	12	F. NASR	Sauber F1 Team	1:38.521	7	101.045	15:18:10	1:38.017	6	15:40:27	1:38.067	3	16:00:13
10	9	M. ERICSSON	Sauber F1 Team	1:38.941	6	101.475	15:18:39	1:38.127	6	15:40:20	1:38.158	3	16:00:35
11	13	P. MALDONADO	Lotus F1 Team	1:38.563	7	101.088	15:18:22	1:38.134	6	15:40:35			
12	26	D. KVYAT	Infiniti Red Bull Racing	1:39.051	8	101.588	15:15:41	1:38.209	5	15:41:11			
13	33	M. VERSTAPPEN	Scuderia Toro Rosso	1:38.387	8	100.907	15:18:51	1:38.393	6	15:33:14			
14	55	C. SAINZ	Scuderia Toro Rosso	1:38.622	8	101.148	15:17:18	1:38.538	6	15:41:08			
15	11	S. PEREZ	Sahara Force India F1 Team	1:38.903	7	101.436	15:17:59	1:39.290	3	15:40:52			
16	27	N. HULKENBERG	Sahara Force India F1 Team	1:39.216	6	101.757	15:19:24						
17	22	J. BUTTON	McLaren Honda	1:39.276	6	101.819	15:19:07						
18	14	F. ALONSO	McLaren Honda	1:39.280	8	101.823	15:19:12						
19	28	W. STEVENS	Manor Marussia F1 Team	1:42.091	6	104.706	15:19:18						
20	98	R. MERHI	Manor Marussia F1 Team	1:42.842	8	105.476	15:18:33						
POLE POSITION LAP													
	44	L. HAMILTON	Mercedes AMG Petronas F1 Team	1:35.782				204.877	KPH				
FASTEST LAP OVERALL													
	44	L. HAMILTON	Mercedes AMG Petronas F1 Team	1:35.782				204.877	KPH				



Race Official Classification after 56 laps – 305,066 kms.

POS	NO	DRIVER	NAT	ENTRANT	LAPS	TIME	GAP	KPH	BEST	LAP
1	44	L. HAMILTON	GBR	Mercedes AMG Petronas F1 Team	56	1:39:42.008		183.590	1:42.208	31
2	6	N. ROSBERG	GER	Mercedes AMG Petronas F1 Team	56	1:39:42.722	0.714	183.568	1:42.565	39
3	5	S. VETTEL	GER	Scuderia Ferrari	56	1:39:44.996	2.988	183.498	1:43.018	15
4	7	K. RAIKKONEN	FIN	Scuderia Ferrari	56	1:39:45.843	3.835	183.472	1:43.026	48
5	19	F. MASSA	BRA	Williams Martini Racing	56	1:39:50.552	8.544	183.328	1:42.734	37
6	77	V. BOTTAS	FIN	Williams Martini Racing	56	1:39:51.893	9.885	183.287	1:43.051	37
7	8	R. GROSJEAN	FRA	Lotus F1 Team	56	1:40:01.016	19.008	183.008	1:43.134	34
8	12	F. NASR	BRA	Sauber F1 Team	56	1:40:04.633	22.625	182.898	1:43.692	46
9	3	D. RICCIARDO	AUS	Infiniti Red Bull Racing	56	1:40:14.125	32.117	182.609	1:43.245	46
10	9	M. ERICSSON	SWE	Sauber F1 Team	55	1:39:44.091	1 LAP	180.246	1:44.204	32
11	11	S. PEREZ	MEX	Sahara Force India F1 Team	55	1:39:47.032	1 LAP	180.158	1:43.512	44
12	14	F. ALONSO	ESP	McLaren Honda	55	1:39:47.779	1 LAP	180.135	1:43.728	40
13	55	C. SAINZ	ESP	Scuderia Toro Rosso	55	1:39:51.286	1 LAP	180.030	1:42.652	41
14	22	J. BUTTON *	GBR	McLaren Honda	55	1:39:54.812	1 LAP	179.924	1:44.991	21
15	28	W. STEVENS	GBR	Manor Marussia F1 Team	54	1:39:52.436	2 LAPS	176.721	1:45.414	40
16	98	R. MERHI **	ESP	Manor Marussia F1 Team	54	1:39:57.782	2 LAPS	176.563	1:45.963	43
17	33	M. VERSTAPPEN	NED	Scuderia Toro Rosso	52	1:32:05.571	DNF	184.549	1:43.880	46
NOT CLASSIFIED										
13		P. MALDONADO	VEN	Lotus F1 Team	49	1:28:40.399	DNF	180.601	1:43.686	37
26		D. KVYAT	RUS	Infiniti Red Bull Racing	15	26:55.558	DNF	181.776	1:46.291	13
27		N. HULKENBERG	GER	Sahara Force India F1 Team	9	16:04.537	DNF	182.396	1:45.844	6
FASTEST LAP										
44		L. HAMILTON	GBR	Mercedes AMG Petronas F1 Team		1:42.208 on lap 31		191.996		

PENALTIES

* Car 22 - 5 second time penalty - Causing a collision - Stewards' document no. 32

** Car 98 - 5 second time penalty - Failing to stay above the minimum time set by the FIA ECU when following the safety car - Stewards' document no. 33

Circuit de Barcelona-Catalunya
Mas "La Moreneta"
Apartat de correus, 27
08160 Montmeló
Barcelona - Spain
Tel. (+34) 935 719 709
Fax (+34) 935 719 772

media@circuitcat.com
www.circuitcat.com



Fourth round: Bahrain Grand Prix (19th April 2015)

Qualifying Classification

POS	NO	NAME	ENTRANT	Q1	LAPS	PERCENT	TIME OF DAY	Q2	LAPS	TIME OF DAY	Q3	LAPS	TIME OF DAY
1	44	L. HAMILTON	Mercedes AMG Petronas F1 Team	1:33.928	7	100.000	18:15:50	1:32.669	3	18:32:08	1:32.571	6	19:01:04
2	5	S. VETTEL	Scuderia Ferrari	1:34.919	3	101.055	18:14:40	1:33.623	3	18:36:48	1:32.982	6	19:00:19
3	6	N. ROSBERG	Mercedes AMG Petronas F1 Team	1:34.398	7	100.500	18:15:36	1:33.878	3	18:31:40	1:33.129	6	19:00:42
4	7	K. RAIKKONEN	Scuderia Ferrari	1:34.568	6	100.681	18:15:11	1:33.540	3	18:37:02	1:33.227	6	19:00:35
5	77	V. BOTTAS	Williams Martini Racing	1:34.161	7	100.248	18:16:40	1:33.897	3	18:32:24	1:33.381	6	19:00:28
6	19	F. MASSA	Williams Martini Racing	1:34.488	7	100.596	18:17:06	1:33.551	3	18:32:37	1:33.744	6	19:00:55
7	3	D. RICCIARDO	Infiniti Red Bull Racing	1:34.691	6	100.812	18:16:56	1:34.403	3	18:32:45	1:33.832	6	18:59:57
8	27	N. HULKENBERG	Sahara Force India F1 Team	1:35.653	6	101.836	18:15:58	1:34.613	6	18:40:11	1:34.450	3	19:00:06
9	55	C. SAINZ	Scuderia Toro Rosso	1:35.371	7	101.536	18:18:59	1:34.641	6	18:41:11	1:34.462	5	19:01:15
10	8	R. GROSJEAN	Lotus F1 Team	1:35.007	8	101.148	18:18:19	1:34.123	6	18:40:51	1:34.484	6	19:00:47
11	11	S. PEREZ	Sahara Force India F1 Team	1:35.451	6	101.621	18:17:55	1:34.704	6	18:41:02			
12	12	F. NASR	Sauber F1 Team	1:35.310	6	101.471	18:17:58	1:34.737	3	18:39:43			
13	9	M. ERICSSON	Sauber F1 Team	1:35.438	6	101.607	18:18:12	1:35.034	3	18:40:04			
14	14	F. ALONSO	McLaren Honda	1:35.205	7	101.359	18:18:36	1:35.039	3	18:40:55			
15	33	M. VERSTAPPEN	Scuderia Toro Rosso	1:35.611	8	101.791	18:19:16	1:35.103	6	18:40:48			
16	13	P. MALDONADO	Lotus F1 Team	1:35.677	7	101.862	18:19:05						
17	26	D. KVYAT	Infiniti Red Bull Racing	1:35.800	6	101.993	18:16:26						
18	28	W. STEVENS	Manor Marussia F1 Team	1:38.713	6	105.094	18:18:26						
19	98	R. MERHI	Manor Marussia F1 Team	1:39.722	6	106.168	18:06:56						
	22	J. BUTTON	McLaren Honda	DNS	1								
				QUALIFYING CRITERIA									
				1:40.503		107.000							
				POLE POSITION LAP									
44	L. HAMILTON	Mercedes AMG Petronas F1 Team	1:32.571					210.467 KPH					
				FASTEST LAP OVERALL									
44	L. HAMILTON	Mercedes AMG Petronas F1 Team	1:32.571					210.467 KPH					



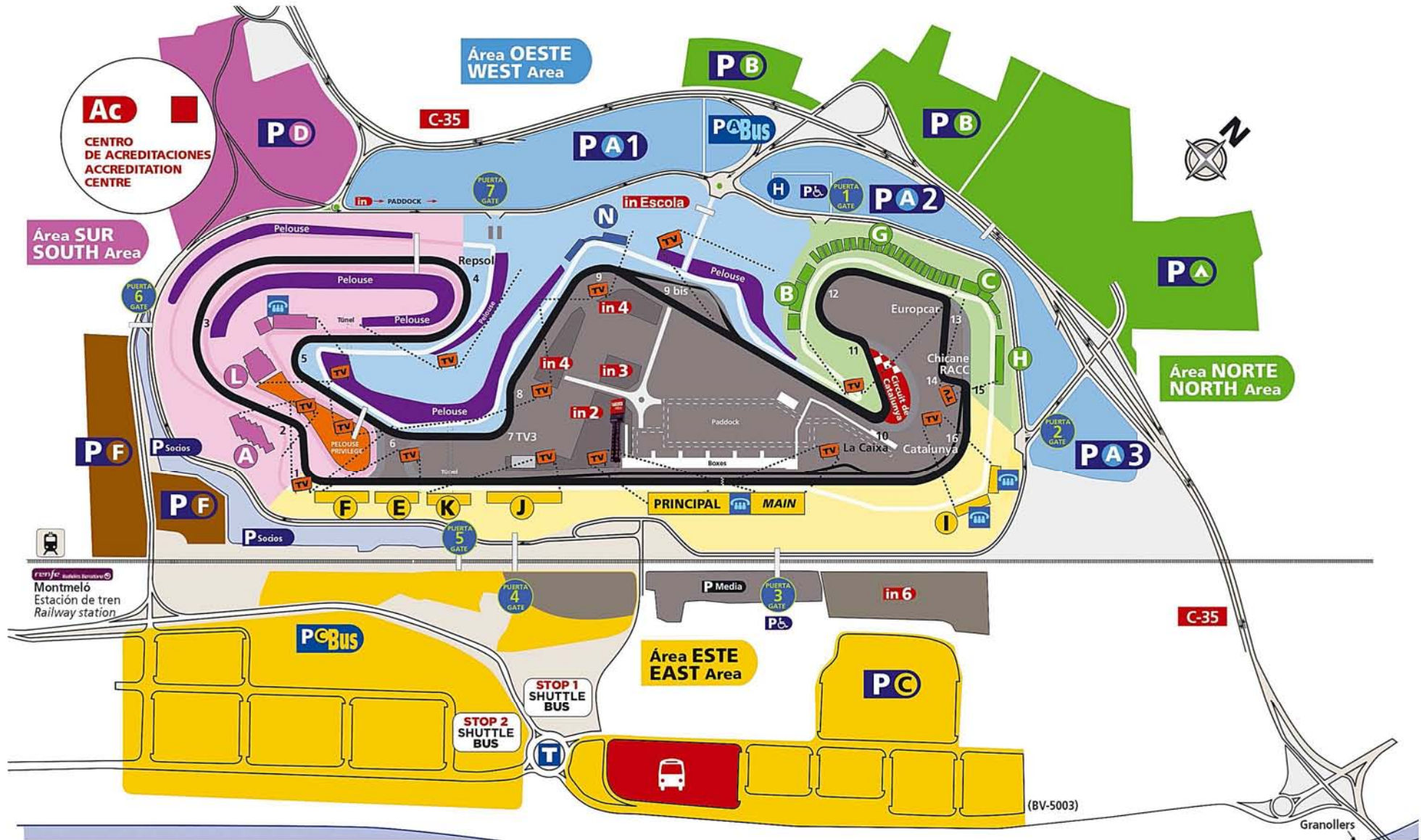
Race Official Classification after 57 laps – 308,238 kms.

POS	NO	DRIVER	NAT	ENTRANT	LAPS	TIME	GAP	KPH	BEST	LAP
1	44	L. HAMILTON	GBR	Mercedes AMG Petronas F1 Team	57	1:35:05.809		194.478	1:37.857	38
2	7	K. RAIKKONEN	FIN	Scuderia Ferrari	57	1:35:09.189	3.380	194.363	1:36.311	42
3	6	N. ROSBERG	GER	Mercedes AMG Petronas F1 Team	57	1:35:11.842	6.033	194.273	1:37.326	36
4	77	V. BOTTAS	FIN	Williams Martini Racing	57	1:35:48.766	42.957	193.025	1:38.095	16
5	5	S. VETTEL	GER	Scuderia Ferrari	57	1:35:49.798	43.989	192.990	1:36.624	38
6	3	D. RICCIARDO	AUS	Infiniti Red Bull Racing	57	1:36:07.560	61.751	192.396	1:38.948	53
7	8	R. GROSJEAN	FRA	Lotus F1 Team	57	1:36:30.572	84.763	191.631	1:39.161	34
8	11	S. PEREZ	MEX	Sahara Force India F1 Team	56	1:35:07.373	1 LAP	191.011	1:38.338	39
9	26	D. KVYAT	RUS	Infiniti Red Bull Racing	56	1:35:14.579	1 LAP	190.770	1:38.725	36
10	19	F. MASSA	BRA	Williams Martini Racing	56	1:35:20.685	1 LAP	190.566	1:39.094	12
11	14	F. ALONSO	ESP	McLaren Honda	56	1:35:24.663	1 LAP	190.434	1:38.992	38
12	12	F. NASR	BRA	Sauber F1 Team	56	1:35:25.783	1 LAP	190.397	1:38.216	43
13	27	N. HULKENBERG	GER	Sahara Force India F1 Team	56	1:35:33.187	1 LAP	190.151	1:38.653	40
14	9	M. ERICSSON	SWE	Sauber F1 Team	56	1:35:34.336	1 LAP	190.113	1:38.422	27
15	13	P. MALDONADO	VEN	Lotus F1 Team	56	1:36:11.217	1 LAP	188.898	1:37.665	43
16	28	W. STEVENS	GBR	Manor Marussia F1 Team	55	1:36:29.898	2 LAPS	184.923	1:41.759	36
17	98	R. MERHI	ESP	Manor Marussia F1 Team	54	1:35:27.621	3 LAPS	183.532	1:42.033	36
NOT CLASSIFIED										
33		M. VERSTAPPEN	NED	Scuderia Toro Rosso	34	59:12.004	DNF	186.245	1:39.607	32
55		C. SAINZ	ESP	Scuderia Toro Rosso	29	49:58.882	DNF	188.112	1:40.651	13
22		J. BUTTON	GBR	McLaren Honda	0		DNS			
FASTEST LAP										
7		K. RAIKKONEN	FIN	Scuderia Ferrari		1:36.311 on lap 42		202.294		

Historial del Gran Premio de España de F1 (1913 - 2014)

Año	Circuito	Long.	Ganador	Auto	Segundo	Auto	a	Tercer	Auto	a	P.Preferent	Auto	Tiempo
Year	Circuit	L.track	Winner	Car	Second	Car		Third	Car		Poleman	Car	Time
Any	Circuit	Long.	Guanyador	Auto	Segon	Auto	a	Tercer	Auto	a	P.Preferent	Auto	Temps
1913	Guadarrama	90.500	Carlos de Salamanca	Rolls Royce 7.4 6L 1.900	Marqués de Auencia	Lorraine-Dietrich 7.8 2.200	2'52"2	George E.Plattford	Rolls Royce 7.4 6L 1.900kg	5'44"0	Por Sorte/Per Sorte/Decided by lot /Tirage au sort		
1923	Sitges	2.000	Dario Resta	Talbot 1.5 4L	Albert Divo	Talbot 1.5 4L	0"1	Conde Zborowski	Aston Martin	1'32"0	Por Sorte		
1924	Lasarte A	17.700	Henri O.D. segrave	Sunbeam	Meo Costantini	Bugatti 35 20 8L	1'24"0	André Morel	Delage	2'30"0	Por Sorte		
1925	Lasarte A	17.700	Albert Divo	Delage	Robert Benoist	Delage	10'42"0	René Thomas	Delage	11'25"0	Por Sorte		
1926	Lasarte B	17.315	Meo Costantini	Bugatti	Jules Goux	Bugatti 35 2.0 8L oficial	16'29"	L.Wagner-R.Benoist	Delage	21'10"	Por Sorte		
1927	Lasarte B	17.315	Robert Benoist	Delage	Conde Conelli	Bugatti 39 1.5 8L C oficial	2'17"0	Edmond Bourlier	Delage	7'27"0	Por Sorte		
1928	Lasarte B	17.315	Louis Chiron	Bugatti	E.Bouriano	Bugatti	4'31"	J. Delemer	E.H.P.	4'54"8	Por Sorte		
1929	Lasarte B	17.315	L.Rigal-G.Zehender	Alfa Romeo 1750 Oficial	Colombo-G.Platé	Alfa Romeo 1750 oficial	1'251	Henri Stoffel	Chrysler	1,072	Por Sorte		
1930	Lasarte B	17.315	Achille Varzi	Maserati 8C-2.500 8L	Aymo Maggi	Maserati 8C-2.500 8L	21'59"0	Ferrand	Peugeot	27'04"0	Por Sorte		
1933	Lasarte B	17.315	Louis Chiron	Alfa Romeo P3 2.6/Ferrari	Luigi Fagioli	Alfa Romeo P3 2.6/Ferrari		Marcel Lehoux	Bugatti 51 2.3		Por Sorte		
1934	Lasarte B	17.315	Luigi Fagioli	Mercedes Benz W25 8L	Rudolf Caracciola	Mercedes Benz W25 8L	53"0	Tazio Nuvolari	Bugatti 59	1'17"0	Por Sorte		
1935	Lasarte B	17.315	Rudolf Caracciola	Mercedes Benz W25 4.0 8L	Luigi Fagioli	Mercedes Benz W25 4.0 8L		Manfred V Brauchstich	Mercedes Benz W25 4.0 8L		Por Sorte		
1951	Pedralbes B	6.308	Juan Manuel Fangio	Alfa Romeo 159 M 1.5 8l 2C	José Froilán Gonzalez	Ferrari 375 4.5 V12	54'37	Giuseppe Farina	Alfa Romeo 159 1.5 8L 2C	1'45"63	Alberto Ascari	Ferrari 375 4.5 V12 2'10"59	
1954	Pedralbes B	6.308	Mike Hawthorn	Ferrari 4L	Luigi Musso	Maserati 250 6L	1'13"12	Juan Manuel Fangio	Mercedes W196 8L	1 vta	Alberto Ascari	Lancia D50 V8	2'18"1
1967	Jarama A	3.404	Jim Clark	Lotus 49-Ford Cosworth DFV V8	Graham Hill	Lotus 49-Cosworth DFV V8	15"2	Jack Brabham	Brabham BT19-Cosworth DFV	1'11"5	Jim Clark	Lotus 49-Cosworth DFV V8	1'28"6
1968	Jarama A	3.404	Graham Hill	Lotus 49-Cosworth DFV	Denis Hulme	Mclaren M7A-Cosworth V8	16"0	Brian Redman	Cooper T86B-BRM V12	1 vta	Chris Amon	Ferrari 312 V12	1'27"9
1969	Montjuïc	3.790	Jackie Stewart	Matra MS80-Cosworth DFV	Bruce McLaren	Mclaren M7C-Cosworth V8	2 vtas	Jean Pierre Beltoise	Matra MS80-Cosworth DFV	3 vtas	Jochen Rindt	Lotus 49B-Cosworth DFV V8	1'25"7
1970	Jarama A	3.404	Jackie Stewart	March 701-Cosworth DFV	Bruce McLaren	Mclaren M14A-Cosworth DFV	1 vta	Mario Andretti	March 701-Cosworth DFV V8	1 vta	Jack Brabham	Brabham BT33-Cosworth DFV V8	1'23"9
1971	Montjuïc	3.790	Jackie Stewart	Tyrrell 003-Cosworth DFV V8	Jacky Ickx	Ferrari 312B 12 boxer	3"4	Chris Amon	Matra Simca MS120B V12	58"1	Jacky Ickx	Ferrari 312B 12 boxer	1'25"9
1972	Jarama A	3.404	Emerson Fitipaldi	Lotus 72D-Cosworth DFV V8	Jacky Ickx	Ferrari 312B2 12 boxer	18"92	Clay Regazzoni	Ferrari 312B2 12 boxer	1 vta	Jacky Ickx	Ferrari 312B2 12 boxer	1'18"43
1973	Montjuïc	3.790	Emerson Fitipaldi	Lotus 72-Cosworth DFV V8	François Cévert	Tyrrell 006-Cosworth DFV V8	42"7	George Follmer	Shadow DN1-Cosworth DFV8	1'13"1	Ronnie Peterson	Lotus 72-Cosworth DFV V8	1'21"8
1974	Jarama A	3.404	Niki Lauda	Ferrari 312B3 12 boxer	Clay Regazzoni	Ferrari 312B3 12 boxer	35"60	Emerson Fitipaldi	Mclaren M23-Cosworth DFV8	1 vta	Niki Lauda	Ferrari 312B3 12 boxer	1'18"44
1975	Montjuïc	3.790	Jochen Mass	Mclaren M23-Cosworth DFV V8	Jacky Ickx	Lotus 72-Cosworth DFV V8	1"1	Carlos Reutemann	Brabham BT44B-Cosworth	1 vta	Niki Lauda	Ferrari 312T	1'23"5
1976	Jarama A	3.404	James Hunt	Mclaren M23-Cosworth DFV V8	Niki Lauda	Ferrari T2-76 12 boxer	30"97	Gunnar Nilsson	Lotus 77-Cosworth DFV V8	48"02	James Hunt	Mclaren M23-Cosworth DFV V8	1'18"52
1977	Jarama A	3.404	Mario Andretti	Lotus 78-Cosworth DFV V8	Carlos Reutemann	Ferrari 312T2 12 boxer	15"85	Jody Scheckter	Wolf Wr2-Cosworth DFV V8	24"51	Mario Andretti	Lotus 78-Cosworth DFV V8	1'18"70
1978	Jarama A	3.404	Mario Andretti	Lotus 79-Cosworth DFV V8	Ronnie Peterson	Lotus 78-Cosworth DFV V8	19"56	Jacques Laffite	Ligier JS9-Matra V12	37"24	Mario Andretti	Lotus 79-Cosworth DFV V8	1'16"39
1979	Jarama A	3.404	Patrick Depailler	Ligier JS11-Cosworth DFV V8	Carlos Reutemann	Lotus 79-Cosworth DFV V8	20"94	Mario Andretti	Lotus 80-Cosworth DFV V8	27"31	Jacques Laffite	Ligier JS10 Ford	1'14"50
1980	Jarama B	3.312	Alan Jones	Williams FW07B-Cosworth DFV	Elio de Angelis	Lotus 81-Cosworth DFV V8	1'12"271	Jochen Mass	Arrows A3-Cosworth DFV V8	50"904	Jacques Laffite	Ligier JS11/15-Cosworth DFV	1'21"64
1981	Jarama B	3.312	Giles Villeneuve	Ferrari 126 CK V6 Turbo	Jacques Laffite	Ligier JS17-Matra V12	0"21	John Watson	Mclaren MP4/2-CosworthDFV	0"58	Jacques Laffite	Ligier JS17-Matra V12	1'13"754
1986	Jerez	4.218	Ayrton Senna	Lotus 98T-Renault V6 Turbo	Nigel Mansell	Williams FW11-Honda V6 Turbo	0"014	Alain Prost	Mclaren MP4/2c TAGPorsche	21"552	Ayrton Senna	Lotus 98T-Renault V6 turbo	1'21"605
1987	Jerez	4.218	Nigel Mansell	Williams FW11B-Honda V6 Turbo	Alain Prost	Mclaren MP4/3 TAGPorsche V8	22"225	Stefan Johansson	Mclaren MP4/3-TAG Porsche	30"828	Nelson Piquet	Williams FW11B-Honda V6 turbo	1'22"461
1988	Jerez	4.218	Alain Prost	Mclaren MP4/4-Honda V6 Turbo	Nigel Mansell	Williams FW12-Judd V8	26"232	Alessandro Nannini	Benetton B188-Ford V8	35"446	Ayrton Senna	Mclaren MP4/4-Honda V6 turbo	1'24"067
1989	Jerez	4.218	Ayrton Senna	Mclaren MP4/5 Honda V10	Gerhard Berger	Ferrari 640 V12	27"051	Alain Prost	Mclaren MP4/5 Honda V10	45"788	Ayrton Senna	Mclaren MP4/5-Honda V10	1'20"291
1990	Jerez	4.218	Alain Prost	Ferrari 641 F1 90 V12	Nigel Mansell	Ferrari 641 V12	22"064	Alessandro Nannini	Benetton B190-Ford V8	34"874	Ayrton Senna	Mclaren MP4/5B Honda V10	1'18"387
1991	Catalunya	4.747	Nigel Mansell	Williams FW14-Renault V10	Alain Prost	Ferrari 642 V12	11"331	Ricardo Patresse	Williams FW14-Renault V10	15"909	Gerhard Berger	Mclaren MP4/6-Honda V12	1'18"751
1992	Catalunya	4.747	Nigel Mansell	Williams FW14B-Renault V10	M. Schumacher	Benetton Ford B 192	23"914	Jean Alesi	Ferrari F92 A	26"462	Nigel Mansell	Williams FW14B-Renault V10	1'20"190
1993	Catalunya	4.747	Alain Prost	Williams FW15C-Renault V10	Ayrton Senna	Mclaren MP4/8-Ford V8	16"873	Michael Schumacher	Benetton B193 B-Ford V8	27"125	Alain Prost	Williams FW15C-Renault V10	1'17"809
1994	Catalunya	4.747*	Damon Hill	Williams FW16-Renault V10	M. Schumacher	Benetton Ford V8 B 194	24"166	Mark Blundell	Tyrrell 022/Yamaha V10	86"969	M. Schumacher	Benetton Ford V8 B 194	1'21"908
1995	Catalunya	4.727	Michael Schumacher	Benetton B 195-Renault V10	Johnny Herbert	Benetton B 195-Renault	51"988	Gerhard Berger	Ferrari 412 T2-Ferrari V12	1'05"237	M. Schumacher	Benetton B 195-Renault V10	1'21"452
1996	Catalunya	4.727	Michael Schumacher	Ferrari F310-Ferrari V10	Jean Alesi	Benetton B 196-Renault	45"302	Jacques Villeneuve	Williams FW18-Renault V10	48"388	Damon Hill	Williams FW17-Renault V10	1'20"650
1997	Catalunya	4.727	Jacques Villeneuve	Williams FW 19-Renault V10	Olivier Panis	Prost / JS45-Mugen Honda	05"804	Jean Alesi	Benetton B 197-Renault V10	12"534	J. Villeneuve	Williams FW19-Renault V10	1'16"525
1998	Catalunya	4.727	Mika Hakkinen	Mclaren MP4/13-Mercedes V10	David Coulthard	Mclaren MP4/13-Mercedes V10	09"439	Michael Schumacher	Ferrari F398-Ferrari V10	47"094	M. Hakkinen	Mclaren MP4/13-Mercedes V10	1'20"262
1999	Catalunya	4.727	Mika Hakkinen	Mclaren MP4/14-Mercedes V10	David Coulthard	Mclaren MP4/14-Mercedes V10	06"238	Michael Schumacher	Ferrari F399-Ferrari V10	10"845	M. Hakkinen	Mclaren MP4/14-Mercedes V10	1'22"088
2000	Catalunya	4.727	Mika Hakkinen	Mclaren MP4/15-Mercedes V10	David Coulthard	Mclaren MP4/15-Mercedes V10	16"066	Rubens Barrichello	Ferrari F2000-Ferrari V10	29"112	M.Schumacher	Ferrari F2000-Ferrari V10	1'20"974
2001	Catalunya	4.727	Michael Schumacher	Ferrari F1-2001 Ferrari V10	Juan Pablo Montoya	Williams FW23	40"738	Jacques Villeneuve	BAR Honda 003 V10	49"626	M. Schumacher	Ferrari F1-2001 Ferrari V10	1'18"201
2002	Catalunya	4.727	Michael Schumacher	Ferrari F2002	Juan Pablo Montoya	Williams FW24	35"630	David Coulthard	Mclaren MP4-17	42"623	M. Schumacher	Ferrari F2002	1'16"364
2003	Catalunya	4.727	Michael Schumacher	Ferrari 2003 GA	Fernando Alonso	Renault R23	5"716	Rubens Barrichello	Ferrari 2003 GA	18"001	M. Schumacher	Ferrari 2003 GA	1'17"762
2004	Catalunya	4.627	Michael Schumacher	Ferrari F2004	Rubens Barrichello	Ferrari F2004	13.290	Jarno Trulli	R24	32,294	M. Schumacher	Ferrari F2004	1'15"022
2005	Catalunya	4.627	Kimi Räikkönen	Mclaren MP4-20	Fernando Alonso	Renault R25	27"600	Jarno Trulli	R25	45,900	K. Räikkönen	Mclaren MP4.20	2:31.421
2006	Catalunya	4.627	Fernando Alonso	Renault R26	M. Schumacher	Ferrari	18"502	Giancarlo Fisichella	R26	23,951	F.Alonso	R26	1:14.648
2007	Catalunya	4.655	Felipe Massa	Ferrari F2007	Lewis Hamilton	Mclaren MP4-22	06"700	Fernando Alonso	Mclaren MP4-22	17,400	Felipe Massa	Ferrari F2007	1:21.421
2008	Catalunya	4.655	Kimi Räikkönen	Ferrari F2008	Felipe Massa	Ferrari F2008	03"228	Lewis Hamilton	Mclaren MP4-23	4"187	Kimi Räikkönen	Ferrari F2008	1:21.813
2009	Catalunya	4.655	Jenson Button	Brawn BGP 001	Rubens Barrichello	Brawn BGP 001	13"056	Mark Webber	Red Bull RB5	13"924"	Jenson Button	Brawn GBP 001	1:20.527
2010	Catalunya	4.655	Mark Webber	Red Bull RB6	Fernando Alonso	Ferrari F10	24"065	Sebastian Vettel	Red Bull RB6	51"338	Mark Webber	Red Bull RB6	1:19.995
2011	Catalunya	4.655	Sebastian Vettel	Red Bull RB7	Lewis Hamilton	Mclaren MP4-26	00"630	Jenson Button	Mclaren MP4-26	35"067	Mark Webber	Red Bull RB7	1:20.981
2012	Catalunya	4.655	Pastor Maldonado	Williams FW34	Fernando Alonso	Ferrari F2012	03"195	Kimi Raikkonen	Lotus E20	03"884	Pastor Maldonado	Williams FW34	1:22.285
2013	Catalunya	4.655	Fernando Alonso	Ferrari F138	Kimi Raikkonen	Lotus E21	09"338	Felipe Massa	Ferrari F138	26"049	Nico Rosberg	Mercedes F1 W04	1:20.718
2014	Catalunya	4.655	Lewis Hamilton	Mercedes F1 W05	Nico Rosberg	Mercedes F1 W05	00"646	Daniel Ricciardo	Red Bull RB10	49"014	Lewis Hamilton	Mercedes F1 W05	1:25.232

* Con chicane artificial de neumáticos - With "Beirut" tyres chicane - Amb xicane artificial de pneumàtics



(BV-5003)

Granollers

© 2014 Formula One World Championship Limited, a Formula One group company. All rights reserved.

The F1 FORMULA 1 logo, F1 logo, F1 FIA FORMULA 1 WORLD CHAMPIONSHIP logo, FORMULA 1, FORMULA ONE, F1, FIA FORMULA ONE WORLD CHAMPIONSHIP, GRAND PRIX and related marks are trade marks of Formula One Licensing BV, a Formula One group company. Licensed by Formula One World Championship Limited, a Formula One group company. All rights reserved.

