



2015 CHINESE GRAND PRIX

From The FIA Formula One Race Director
To All Teams, All Officials

Document 2
Date 09 April 2015
Time 09:01

Title Event Notes

Description Event Notes

Enclosed Event Notes 09-04-2015_V1.pdf

Charlie Whiting

The FIA Formula One Race Director



2015 CHINESE GRAND PRIX

From	The FIA Formula One Race Director	Document	2
To	Formula One Team Managers	Date	9 April 2015
		Time	09.00

EVENT NOTES

9 APRIL 2015

1) Issues arising from the Malaysian Grand Prix

2) Changes to the circuit

- 2.1 The run-off area has been changed from gravel to asphalt in the pit entry.
- 2.2 The race control CCTV system has been upgraded to high definition cameras and screens.
- 2.3 A debris fence has been installed in the pit entry to protect marshals.

3) Pit lane map

- 3.1 Safety Car lines.
- 3.2 The location of the pit entry and the pit exit.
- 3.3 Designated garage areas.
- 3.4 Safety Car position for first lap and rest of race.
- 3.5 Blue flag marshal.
- 3.6 Safety Car "arrow man".

4) Weighing and weighing platform

- 4.1 The weighing platform will be open between the following times, each visit should last no more than 10 minutes unless no other team is waiting in the pit lane :
 - a) From 09.00 Thursday until 14.30 on Saturday (between 13.00 and 14.30 each visit will be restricted to five minutes).
 - b) From when the cars are returned to the teams after qualifying until 19.30 on Saturday.
 - c) From 09.00 until 13.00 on Sunday.

Any team found to be abusing the time limits set out above, which we will be enforced by FIA security personnel and our own CCTV, will not be permitted to use the weighbridge again during the Event.

- 4.2 Please ensure your staff treat all equipment in the FIA garage as if it was their own, they should also leave the area clean and tidy and keep their numbers within the garage to a minimum. Again, in the event of any reported abuse the team concerned will not be permitted to use the weighbridge again during the Event.

5) Practice starts

- 5.1 Practice starts may only be carried out on the left (in the fast lane) at the pit exit before the end of the pit wall. Drivers must leave adequate room on their right for another driver to pass.
- 5.2 During the time that the pit exit is open for reconnaissance laps (13.30-13.45 on Sunday) practice starts should be carried out on the track after leaving the pit lane, but without crossing the dotted white line referred to in 6.3 below. Drivers wishing to carry out a start should stop on the right in order to allow other cars to pass on their left.

During this time any driver passing a car which has stopped to carry out a practice start may cross the white line that is referred to in 6.1 below. Any driver crossing this line must move back to the right of it as quickly as possible.

6) Lines, bollards and flags at the pit entry and pit exit

- 6.1 In accordance with Chapter 4 (Section 5) of Appendix L to the ISC drivers must keep to the right of the white line at the pit exit when leaving the pits.
- 6.2 For safety reasons drivers must keep to the right of the bollard at the pit entry.
- 6.3 The dotted white line across the pit exit is the track edge.
- 6.4 If there is a yellow flag waved on the driver's right at the beginning of the pit entry it will be warning of an incident around the corner of the pit entry. This flag is not intended for drivers staying on the track and competing a lap.

7) Light panels

- 7.1 The FIA light panels have been installed in the positions shown on the circuit map. In accordance with Appendix H to the ISC the light signals have the same meaning as flag signals.

8) DRS

- 8.1 DRS will be globally disabled if panels 1, 16, 17, 19 or 20 are displaying yellow.
- 8.2 Detection will be automatically disabled if the light panels below are displaying yellow :
- Zone 1** : Panels 13, 14 or 15.
- Zone 2** : Panel 18.
- 8.3 If automatic detection is not working , and permission has been given by race control to use manual detection, DRS should not be used in the relevant zone if panels 13, 14, 15 or 18 are displaying yellow.

9) Drivers leaving their pit stop position in the pit lane

- 9.1 For safety reasons, no car should be driven from its pit stop position at any time unless :
- a) It has first been driven into the pit stop position having just entered the pit lane from the track, and ;

b) It is then driven immediately back onto the track from the pit stop position.

10) Fire extinguishers around the circuit

10.1 Indicated by small fluorescent orange boards.

11) Places to remove cars from the track

11.1 Indicated by fluorescent orange panels on the walls or guardrails.

12) Support races

12.1 Teams are asked to keep their barriers no more than five metres from the garages during the support race sessions and races.

13) Post qualifying parc fermé

13.1 The cameras should be installed and operated in the same way as 2014.

14) Removing cars from the grid

14.1 Two gates in the pit wall, beside grid positions 5 and 18.

15) Car number boards for the starts

15.1 On the driver's right.

16) Post race parc fermé

16.1 All cars must enter the pit lane and proceed directly to the weighing area.

17) Any other business

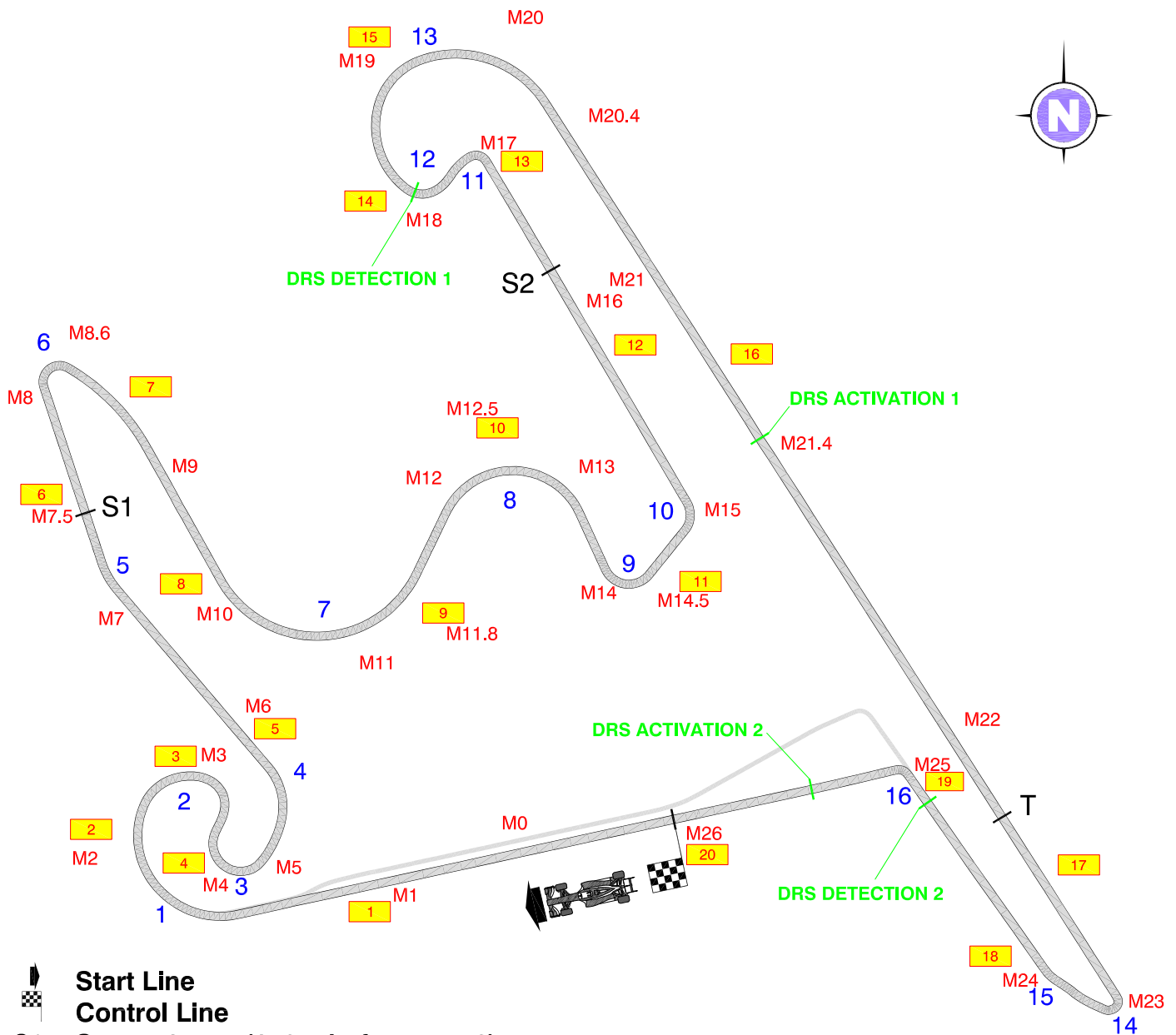
17.1 DRS disabling and re-enabling during and after a VSC period.



17.2 The new track camera system and possible effects on the “follow car” system.



Charlie Whiting
FIA Formula One Race Director

Circuit Map



-  **Start Line**
-  **Control Line**
- S1 Sector 1 (150m before turn 6)**
- S2 Sector 2 (143m before turn 11)**
- T Speed Trap (240m before turn 14)**
- DRS Detection 1 (on turn 12)**
- DRS Activation 1 (450m after turn 13)**
- DRS Detection 2 (35m before turn 16)**
- DRS Activation 2 (98m after turn 16)**
- 15 Corner Numbers**
- M22 Marshal Post**
- 22 FIA Marshal Light Number & Location**

Circuit Centreline Length = 5.451 km

2015 FORMULA 1 CHINESE GRAND PRIX - Shanghai

