



FORMULA 1  
GRAN PREMIO HEINEKEN  
D'ITALIA 2017

MONZA  
01-02-03 SEPTEMBER

formulaone<sup>TM</sup>media

OFFICIAL MEDIA KIT





**FORMULA 1  
GRAN PREMIO HEINEKEN  
D'ITALIA 2017**

**MONZA  
01-02-03 SEPTEMBER**

# **FORMULA 1 GRAN PREMIO HEINEKEN D'ITALIA 2017**

Monza Autodrome  
1 - 2 - 3 September

**Media Kit**

# CONTENTS

## General Information

Timetable .....	3
-----------------	---

## Monza Information

Officials of the meeting .....	7
Media Staff .....	8
Media Services Opening Hours .....	9
Photographers' Area .....	10
Itinerary for Press Parking and Media Centre .....	11
Red Zones Map .....	12
F1 Team Garage Allocation .....	13
Media Centre Press Conferences .....	14

## FIA Formula 1 World Championship

2017 Formula 1 Races .....	15
2017 FIA F1 World Championship Standings .....	16
F1 World Champions since 1950 .....	17
2017 Race Results .....	19
2017 FIA F1 Italian Grand Prix - Entry List.....	31
2017 FIA F1 World Championship Teams and Drivers .....	32

# CONTENTS

## Italian Grand Prix

Monza F1 Track Characteristics .....	43
Italian Grand Prix: Win, Pole & Fastest Lap 1921 - 2015 .....	44
The Podium of the Italian Grand Prix 1921 - 2015 .....	49
Drivers' Presences at the Italian Grand Prix .....	54
Teams' Presences at the Italian Grand Prix .....	55
F1 Italian Grand Prix Race Records .....	56
2016 FIA F1 Italian Grand Prix Starting Grid.....	57
2016 FIA F1 Italian Grand Prix Race Classification.....	58
Attendance from 2005 .....	59

## Useful Numbers

Useful Numbers .....	60
----------------------	----

## The Autodromo Nazionale of Monza

The Autodrome Installations .....	61
Autodromo Nazionale Monza History .....	62

## Appendix

Italian Grand Prix 1921-2015 Results.....	67
---	----

# TIMETABLE

## THURSDAY, August 31st

10:00 - 16:00	FIA	FIA PARC FERME	INITIAL SCRUTINEERING
11:00	FORMULA ONE	DRIVERS' BRIEFING ROOM	SECURITY BRIEFING
11:45 - 11:55	FIA	TRACK	TRACK INSPECTION
12:00 - 12:10	FORMULA ONE	TRACK	F1 2 SEATER INSTALLATION LAPS (1 x 2 LAPS)
12:20 - 12:50	FORMULA ONE	TRACK	F1 2 SEATER (3 x 2 LAPS)
13:00 - 15:00	FIA	TRACK	TRACK CLOSED FIA/FOM SYSTEMS CHECKS TRACK ACCESS RESTRICTED TO FIA/FOM ONLY
13:30	FIA FORMULA 2	PADDOCK	2018 CAR REVEAL
13:45	FIA	TRACK	TRACK INSPECTION, TRACK COMPLETELY CLEAR
14:00 - 15:00	FIA	TRACK	HIGH SPEED TRACK TEST - FIA SAFETY AND MEDICAL CARS
15:00	FORMULA ONE	PRESS ROOM	PRESS CONFERENCE
16:00	FORMULA ONE	DRIVERS' BRIEFING ROOM	TEAM MANAGERS' MEETING
16:00 - 18:00	PROMOTER ACTIVITY	PIT LANE	PUBLIC PIT LANE WALK FOR 3 DAY TICKET HOLDERS ONLY
17:00	FIA FORMULA 2	DRIVERS' BRIEFING ROOM	TEAM MANAGERS' MEETING
17:30	FIA FORMULA 2	DRIVERS' BRIEFING ROOM	DRIVERS' MEETING
18:00	GP3 SERIES	DRIVERS' BRIEFING ROOM	DRIVERS' MEETING
18:00 - 19:00	TRACK ACTIVITY	STARTING GRID	GO KARTING EVENT
18:30 - 19:00	FORMULA ONE	PIT LANE	F1 EXPERIENCE - PIT LANE WALK (F1 EXPERIENCE GUESTS ONLY)
19:00 - 19:30	FORMULA ONE	TRACK	F1 EXPERIENCE - TRACK TOUR (F1 EXPERIENCE GUESTS ONLY)
19:15 20:15	FORMULA ONE	MILAN	F1 DRIVERS' PARADE

# TIMETABLE

## FRIDAY, September 1st

08:45 - 09:45	PADDOCK CLUB	PIT LANE	PADDOCK CLUB PIT LANE WALK
09:20	FIA	TRACK	MEDICAL INSPECTION
09:30 - 09:45	FIA	TRACK	TRACK INSPECTION AND TRACK TEST
<b>10:00 - 11:30<sup>1</sup></b>	<b>FORMULA ONE</b>	<b>TRACK</b>	<b>FIRST PRACTICE SESSION</b>
11:55 - 12:40 <sup>1</sup>	FIA FORMULA2	TRACK	PRACTICE SESSION
12:45 - 13:45	PADDOCK CLUB	PIT LANE	PADDOCK CLUB PIT LANE WALK
12:45 - 13:15	PADDOCK CLUB	TRACK	PADDOCK CLUB TRUCK TOUR
13:15 - 13:30	FORMULA ONE	TRACK	F1 2 SEATER (1 x 2 LAPS)
13:00	PORSCHE MOBIL 1 SUPERCUP		DRIVERS' MEETING
13:30 - 13:40	FIA	TRACK	TRACK INSPECTION
<b>14:00 - 15:30<sup>1</sup></b>	<b>FORMULA ONE</b>	<b>TRACK</b>	<b>SECOND PRACTICE SESSION</b>
15:45 - 16:00	FORMULA ONE	TRACK	F1 2 SEATER (1 x 2 LAPS)
16:20 - 16:50	FIA FORMULA 2	TRACK	QUALIFYING SESSION
16:00 - 17:00	FORMULA ONE	PRESS ROOM	PRESS CONFERENCE
17:10 - 17:55 <sup>1</sup>	PORSCHE MOBIL1 SUPERCUP	TRACK	PRACTICE SESSION
17:00	FORMULA ONE	DRIVERS' BRIEFING ROOM	DRIVERS' MEETING
18:00	FIA FORMULA 2	PRESS ROOM	PRESS CONFERENCE
18:15 - 19:00 <sup>1</sup>	GP3 SERIES	TRACK	PRACTICE SESSION
19:00 - 20:00	PROMOTER ACTIVITY	TRACK	MARSHAL PIT LANE WALK

<sup>1</sup> Fixed End Session



# TIMETABLE

## SATURDAY, September 2nd

07:30 - 08:20	PROMOTER ACTIVITY	PIT LANE	SECONDARY HOSPITALITY - PIT LANE WALK
08:30 - 09:15	FORMULA ONE	PIT LANE	TEAM PIT STOP PRACTICE
08:30 - 09:35	PADDOCK CLUB	PIT LANE	PADDOCK CLUB PIT LANE WALK
09:00	FIA	TRACK	MEDICAL INSPECTION
09:20 - 09:30	FIA	TRACK	TRACK INSPECTION
09:45 - 10:15	GP3 SERIES	TRACK	QUALIFYING SESSION
10:00	FORMULA ONE	PRESS ROOM	F1 DIRECTORS' PRESS CONFERENCE
10:30 - 10:45	FIA	TRACK	TRACK INSPECTION AND SAFETY CAR TEST
<b>11:00 - 12:00<sup>1</sup></b>	<b>FORMULA ONE</b>	<b>TRACK</b>	<b>THIRD PRACTICE SESSION</b>
12:25 - 12:55	PORSCHE MOBIL 1 SUPERCUP	TRACK	QUALIFYING SESSION
13:00 - 13:45	PADDOCK CLUB	PIT LANE	PADDOCK CLUB PIT LANE WALK
13:00 - 13:30	PADDOCK CLUB	TRACK	PADDOCK CLUB TRUCK TOUR
13:05 - 13:25	FIA FORMULA 2	TRACK	F2 DRIVERS' PARADE
13:30 - 13:40	FIA	TRACK	TRACK INSPECTION
<b>14:00 - 15:00</b>	<b>FORMULA ONE</b>	<b>TRACK</b>	<b>QUALIFYING SESSION</b>
15:10 - 15:30	FORMULA ONE	TRACK	F1 2 SEATER (3 x 2 LAPS)
15:45	FIA FORMULA 2	PIT LANE	PIT LANE OPEN
15:50	FIA FORMULA 2	PIT LANE	PIT LANE CLOSED
<b>16:00* - 17:05<sup>2</sup></b>	<b>FIA FORMULA 2</b>	<b>TRACK</b>	<b>FIRST RACE (30 LAPS OR 60 MINS)</b>
17:10 - 17:30	PADDOCK CLUB	TRACK	PADDOCK CLUB TRUCK TOUR
17:10 - 17:30	FORMULA ONE	FANZONE	FAN FORUM
17:15	FIA FORMULA 2	PRESS ROOM	PRESS CONFERENCE
17:40	GP3 SERIES	PIT LANE	PIT LANE OPEN
17:45	GP3 SERIES	PIT LANE	PIT LANE CLOSED
<b>17:50* - 18:35<sup>2</sup></b>	<b>GP3 SERIES</b>	<b>TRACK</b>	<b>FIRST RACE (22 LAPS OR 40 MINS)</b>
18:45 - 19:15	PADDOCK CLUB	TRACK	PADDOCK CLUB TRUCK TOUR

\* These times refer to the start of the formation lap    <sup>1</sup> Fixed End Session    <sup>2</sup> Approximate Finishing time

# TIMETABLE

## SUNDAY, September 3rd

08:00	FIA	TRACK	MEDICAL INSPECTION
08:15 - 08:30	FIA	TRACK	TRACK INSPECTION AND TRACK TEST
08:50	GP3 SERIES	PIT LANE	PIT LANE OPEN
08:55	GP3 SERIES	PIT LANE	PIT LANE CLOSED
<b>09:00* - 09:35<sup>2</sup></b>	<b>GP3 SERIES</b>	<b>TRACK</b>	<b>SECOND RACE (17 LAPS OR 30 MINS)</b>
10:00	FIA FORMULA 2	PIT LANE	PIT LANE OPEN
10:05	FIA FORMULA 2	PIT LANE	PIT LANE CLOSED
<b>10:15* - 11:05<sup>2</sup></b>	<b>FIA FORMULA 2</b>	<b>TRACK</b>	<b>SECOND RACE (21 LAPS OR 45 MINS)</b>
11:15	FIA FORMULA 2	PRESS ROOM	PRESS CONFERENCE
<b>11:25* - 12:00<sup>2</sup></b>	<b>PORSCHE MOBIL 1 SUPERCUP</b>	<b>TRACK</b>	<b>RACE (14 LAPS OR 30 MINS)</b>
12:05 - 12:10	FORMULA ONE	TRACK	F1 2 SEATER (1 x 2 LAPS)
12:10 - 12:15	FORMULA ONE	TRACK	HONDA 50th ANNIVERSARY PARADE (1 LAP)
12:20 - 13:05	PADDOCK CLUB	PIT LANE	PADDOCK CLUB PIT LANE WALK
12:25 - 12:55	PADDOCK CLUB	TRACK	FERRARI HISTORIC PARADE (1 LAP)
12:30	FORMULA ONE	TRACK	DRIVERS' TRACK PARADE
13:00 - 13:15	FORMULA ONE	TRACK	STARTING GRID PRESENTATION
13:00	FIA	TRACK	MEDICAL INSPECTION
13:10 - 13:20	FIA	TRACK	TRACK INSPECTION
13:30	FORMULA ONE	PIT LANE	PIT LANE OPEN
13:40	FORMULA ONE	PIT LANE	PIT LANE CLOSED
13:46	FORMULA ONE	TRACK	NATIONAL ANTHEM
13:47	AIR DISPLAY TBC		FRECCE TRICOLORE TBC
<b>14:00* - 16:00<sup>2</sup></b>	<b>FORMULA ONE</b>	<b>TRACK</b>	<b>GRAND PRIX (53 LAPS OR 120 MINS)</b>

\* These times refer to the start of the formation lap    <sup>2</sup> Approximate Finishing time



# OFFICIALS OF THE MEETING

**Charlie Whiting**

*Race Director - Starter*

**Laurent Mekies**

*Deputy Race Director and FIA Safety Director*

**Fabrizio Fondacci**

*Clerk of the Course*

**Paul Gutjahr, Roger Peart, Emanuele Pirro**

*F1 Stewards*

**Paolo Longoni**

*National Steward*

**Dr. Alain Chantegret**

*Medical Delegate*

**Claudio Pusineri**

*Circuit Medical Responsible*

**Jo Bauer, Giandomenica Di Massa**

*Technical Delegates*

**Bernd Mayländer**

*Safety Car Driver*

**Alan Van der Merwe**

*Medical Car Driver*

**Matteo Bonciani**

*F1 Head of Communications & Press Delegate*

**Paolo Redaelli**

*National Press Officer*

## **MEDIA STAFF**

### **FIA F1 Head of Communications & Media Delegate**

**Matteo Bonciani**

### **National Press Officer**

**Paolo Redaelli**

Tel. +39 039 2482 520

---

## **MEDIA CENTRE**

Tel. +39 039 2482 400 - Fax +39 039 2482 401

---

### **Coordinator**

**Mariella Grimoldi**

### **Press Office - Social & Web - Pool Photographers' Coordinator**

**Davide Casati**

### **FIA F1 Head of Communications & Media Delegate's Assistant**

**Barbara Lazzati**

### **FIA F1 Communications Officer's Assistant - Multilingual Translator**

**Simonetta Santoro**

### **N.P.O.'s Assistant**

**Luca Brida**

### **Desk - Press Conferences - Internet Point Desk**

**Lorenzo Cazzaniga, Simone Colzani, Giulia Gori, Laura Mapelli, Paolo Moroni**

### **Photographers' Area**

**Stefano Aroldi, Pasquale Errico**

### **Runners**

**Teodoro Fiumara (Coordinator), Daniele Fratus, Ruben Ruggiero, Graziano Villa**

---

## **MEDIA ACCREDITATION CENTRE**

Tel. +39 039 490251

**Alessandra Filippi (Coordinator), Maria Stella Baldelli, Filippo Redaelli, Beatrice Zamuner**

---

## MEDIA SERVICES OPENING HOURS

### MEDIA ACCREDITATION CENTRE

Tel. +39 039 490251

(GPS: Latitude - Longitude: 45.616127 9.258978 - Lat: N 45° 36' 58" - Long: E 9° 15' 32")

#### Opening Hours

Thursday	August	31st	08.00 - 18.00 hrs
Friday	September	1st	08.00 - 16.00 hrs
Saturday	September	2nd	08.00 - 12.00 hrs
Sunday	September	3rd	08.00 - 11.00 hrs for National Press only

**Passes must be collected directly by the accredited representative**

### MEDIA CENTRE

Tel. +39 039 2482400 - Fax. +39 039 2482401

#### Opening Hours

Thursday	August	31st	09.00 – 22.00 hrs
Friday	September	1st	07.00 – 23.00 hrs
Saturday	September	2nd	07.00 – 23.00 hrs
Sunday	September	3rd	07.00 – ..... <i>Until the last journalist leaves</i>

#### Media Centre Facilities

- 420 seats - Each seat is connected with a private telephone line
- Internet Connections Service: two passwords are free
- Catering Service is available for the accredited journalists
- 3 copiers
- 6 computers with Internet connection free of charge and color printers



## **PHOTOGRAPHERS' AREA**

An equipped area for photographers is situated in the Media Centre. This area offers 120 seats with possibility of installing private telephones and many lockers.

The photographers, moreover, can make advantage of a free camera service. The opening hours of the Photographers' Area are those of the Media Centre.

## **PHOTOGRAPHER'S CIRCUIT SHUTTLES**

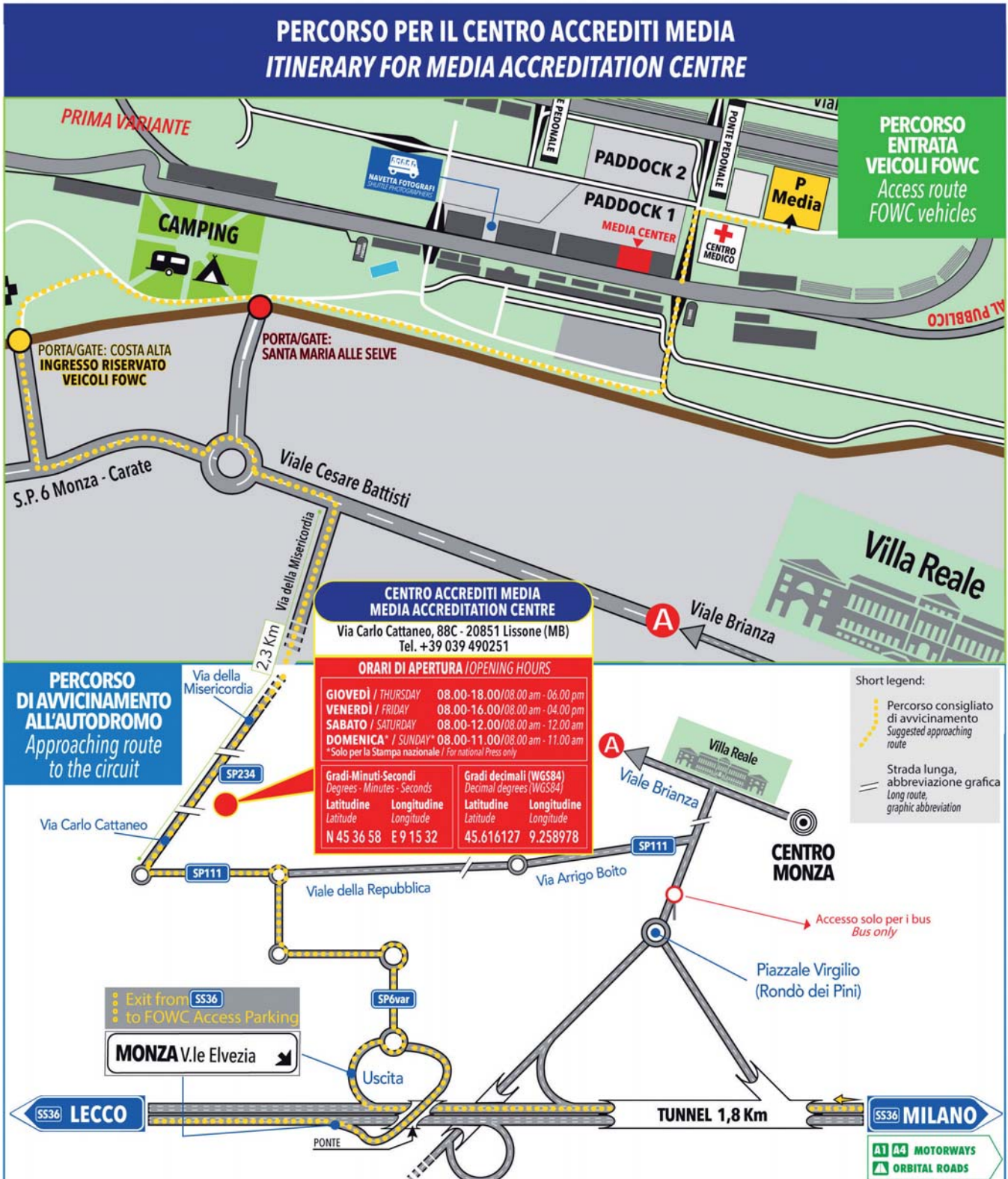
A minibus service linking the various corners around the circuit is at disposal of the photographers. This service is available before and after each practice and pre qualifying session, as well as before the race.

The shuttle departs from the track, after the starting line, according following hours:

- PRACTICE SESSIONS** - First departure 60 minutes before the start of the session;
- QUALIFYING SESSIONS:** - Last departure 40 minutes before the start of the session;  
- Pick-up 5/10 minutes after the chequered flag (make several trips over at least half an hour).
- RACE:** - First departure 90 minutes before the starting time of the race;  
- Last departure 75 minutes before the start of the race;  
- No pick-up.

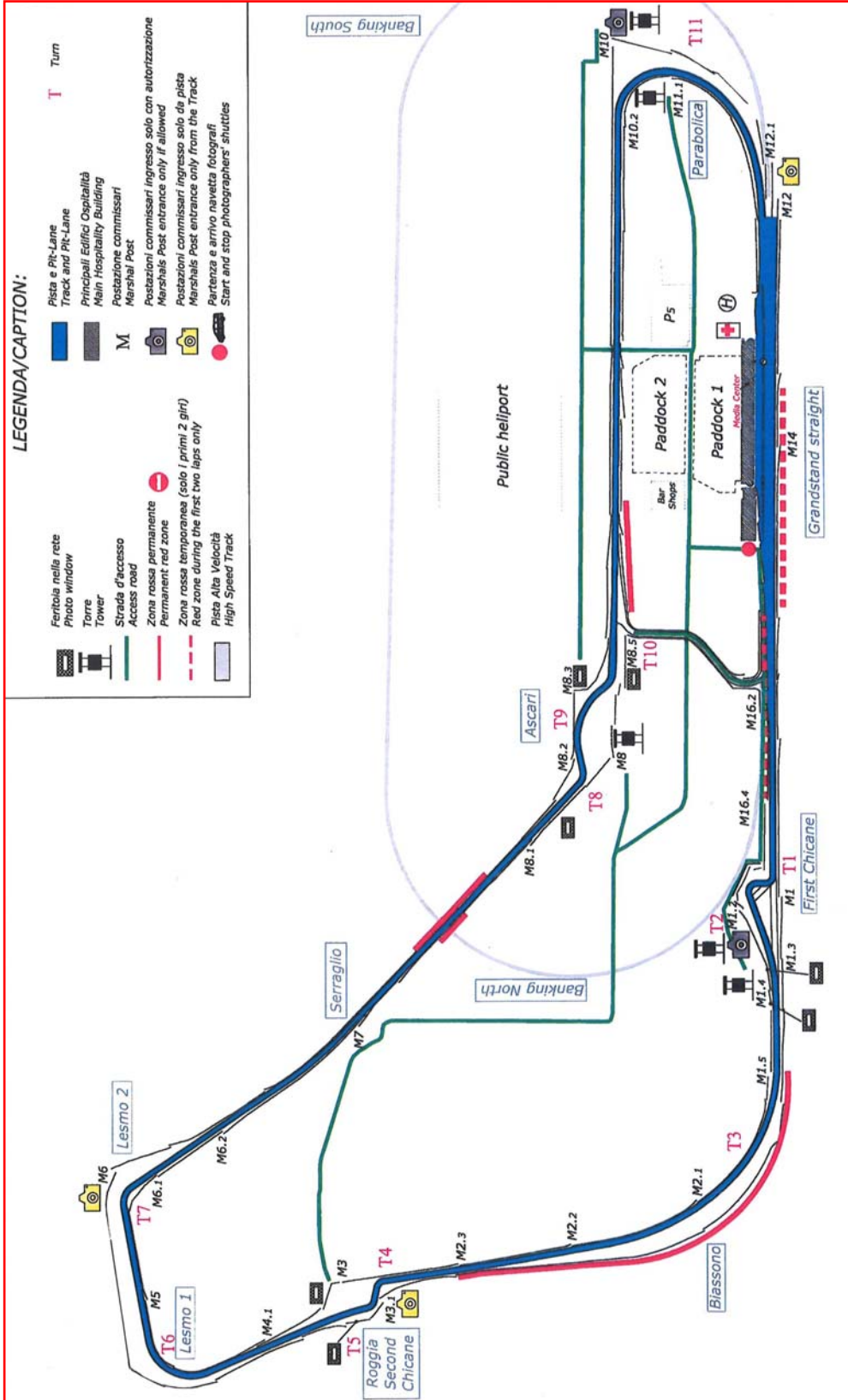
**Use of shuttle service and access to the track is allowed only for permanent or "race by race" tabards holders.**

**ITINERARY FOR ACCREDITATION CENTRE**



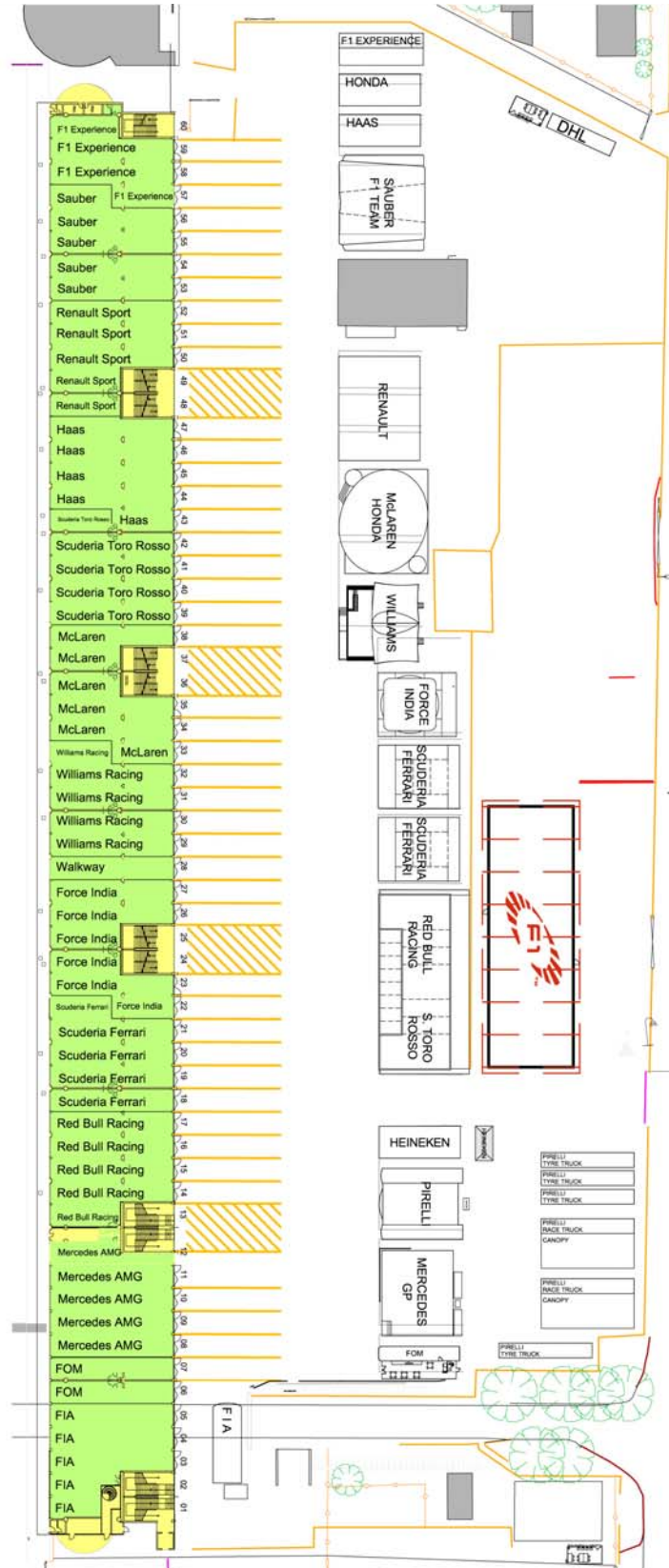


**RED ZONES MAP**





**F1 TEAM GARAGE ALLOCATION**



## **MEDIA CENTRE PRESS CONFERENCES**

### **Thursday August 31st - 15.00 hrs**

Press Conference for a maximum of six drivers chosen by the FIA F1 Head of Communications.

### **Friday September 1st - 16.00 hrs**

Press Conference for six team personalities, chosen by the FIA F1 Head of Communications.

### **Saturday September 2nd - Post-Qualifying Press Conference**

After the TV unilateral interview, Press Conference with top three drivers of the qualifying session.

### **Sunday September 3rd - Post-Race Press Conference**

After podium interviews and after the TV unilateral interview, Press Conference with top three finishing drivers.

**We remind that during Press Conferences neither TV crew nor any personnel holding moving pictures TV cameras are allowed in the Media Centre unless specifically authorized by the FIA Press Delegate.**

# 2017 FIA F1 WORLD CHAMPIONSHIP

## FORMULA 1 RACES

Date	Country	Location	Winner
26.03	Australia	Melbourne	Sebastian Vettel
09.04	China	Sanghai	Lewis Hamilton
16.04	Bahrain	Bahrain	Sebastian Vettel
30.04	Russia	Sochi	Valtteri Bottas
14.05	Spain	Barcelona	Lewis Hamilton
28.05	Monaco	Monte Carlo	Sebastian Vettel
11.06	Canada	Montreal	Lewis Hamilton
25.06	Azerbaijan	Baku	Daniel Ricciardo
09.07	Austria	Red Bull Ring	Valtteri Bottas
16.07	Great Britain	Silverstone	Lewis Hamilton
30.07	Hungary	Hungaroring	Sebastian Vettel
27.08	Belgium	Spa-Francorchamps	Lewis Hamilton
<b>03.09</b>	<b>Italy</b>	<b>Monza</b>	
17.09	Singapore	Marina Bay	
01.10	Malaysia	Sepang	
08.10	Japan	Suzuka	
22.10	USA	Americas	
29.10	Mexico	Mexico City	
12.11	Brazil	Interlagos	
26.11	Abu Dhabi	Yas Marina	



# 2017 FIA F1 WORLD CHAMPIONSHIP

## DRIVERS' STANDINGS

Drivers	Aus	Chn	Bhr	Rus	Esp	Mco	Can	Aze	Aut	Gbr	Hun	Bel	Tot
1. Sebastian Vettel	25	18	25	18	18	25	12	12	18	6	25	18	220
2. Lewis Hamilton	18	25	18	12	25	6	25	10	12	25	12	25	213
3. Valtteri Bottas	15	8	15	25	0	12	18	18	25	18	15	10	179
4. Daniel Ricciardo	0	12	10	0	15	15	15	25	15	10	0	15	132
5. Kimi Räikkönen	12	10	12	15	0	18	6	0	10	15	18	12	128
6. Max Verstappen	10	15	0	10	0	10	0	0	0	12	10	0	67
7. Sergio Pérez	6	2	6	8	12	0	10	0	6	2	4	0	56
8. Esteban Ocon	1	1	1	6	10	0	8	8	4	4	2	2	47
9. Carlos Sainz	4	6	0	1	6	8	0	4	0	0	6	1	36
10. Nico Hülkenberg	0	0	2	4	8	0	4	0	0	8	0	8	34
11. Felipe Massa	8	0	8	2	0	2	0	0	2	1	0	4	27
12. Romain Grosjean	0	0	4	0	1	4	1	0	8	0	0	6	24
13. Lance Stroll	0	0	0	0	0	0	2	15	1	0	0	0	18
14. Kevin Magnussen	0	4	0	0	0	1	0	6	0	0	0	0	11
15. Fernando Alonso	0	0	0	0	0	-	0	2	0	0	8	0	10
16. Pascal Wehrlein	0	0	0	0	4	0	0	1	0	0	0	0	5
17. Daniil Kvyat	2	0	0	0	2	0	0	0	0	0	0	0	4
18. Stoffel Vandoorne	0	0	0	0	0	0	0	0	0	0	1	0	1
Jolyon Palmer	0	0	0	0	0	0	0	0	0	0	0	0	0
Marcus Ericsson	0	0	0	0	0	0	0	0	0	0	0	0	0
Antonio Giovinazzi	0	0	-	-	-	-	-	-	-	-	-	-	0
Jenson Button	-	-	-	-	-	0	-	-	-	-	-	-	0
Paul Di Resta	-	-	-	-	-	-	-	-	-	-	0	-	0

## CONSTRUCTOR'S STANDINGS

Team	Aus	Chn	Bhr	Rus	Esp	Mco	Can	Aze	Aut	Gbr	Hun	Bel	Tot
1. Mercedes AMG Petronas	33	33	33	37	25	18	43	28	37	43	27	35	392
2. Scuderia Ferrari	37	28	37	33	18	43	18	12	28	21	43	30	348
3. Red Bull Racing	10	27	10	10	15	25	15	25	15	22	10	15	199
4. Sahara Force India	7	3	7	14	22	0	18	8	10	6	6	2	103
5. Williams Martini Racing	8	0	8	2	0	2	2	15	3	1	0	4	45
6. Scuderia Toro Rosso	6	6	0	1	8	8	0	4	0	0	6	1	40
7. Haas	0	4	4	0	1	5	1	6	8	0	0	6	35
8. Renault Sport	0	0	2	4	8	0	4	0	0	8	0	8	34
9. McLaren Honda	0	0	0	0	0	0	0	2	0	0	9	0	11
10. Sauber F1 Team	0	0	0	0	4	0	0	1	0	0	0	0	5

**F1 WORLD CHAMPIONS SINCE 1950**

<b>YEAR</b>	<b>DRIVER</b>	<b>MAKE</b>	<b>PTS</b>	<b>WINS</b>	<b>POLES</b>	<b>FASTEST LAPS</b>
2016	Nico ROSBERG	Mercedes	385	9	8	6
2015	Lewis HAMILTON	Mercedes	381	10	11	8
2014	Lewis HAMILTON	Mercedes	384	11	7	7
2013	Sebastian VETTEL	Red Bull	397	13	9	7
2012	Sebastian VETTEL	Red Bull	281	5	6	6
2011	Sebastian VETTEL	Red Bull	392	11	15	3
2010	Sebastian VETTEL	Red Bull	256	5	10	3
2009	Jenson BUTTON	Brawn GP	95	6	4	2
2008	Lewis HAMILTON	McLaren	98	5	7	1
2007	Kimi RÄIKKÖNEN	Ferrari	110	6	3	6
2006	Fernando ALONSO	Renault	134	7	6	4
2005	Fernando ALONSO	Renault	133	7	6	2
2004	Michael SCHUMACHER	Ferrari	148	13	8	10
2003	Michael SCHUMACHER	Ferrari	93	6	5	5
2002	Michael SCHUMACHER	Ferrari	144	11	7	7
2001	Michael SCHUMACHER	Ferrari	123	9	11	2
2000	Michael SCHUMACHER	Ferrari	108	9	9	2
1999	Mika HAKKINEN	McLaren	76	5	11	6
1998	Mika HAKKINEN	McLaren	100	8	9	6
1997	Jacques VILLENEUVE	Williams	81	7	10	3
1996	Damon HILL	Williams	97	8	9	5
1995	Michael SCHUMACHER	Benetton	102	9	4	8
1994	Michael SCHUMACHER	Benetton	92	8	6	9
1993	Alain PROST	Williams	99	7	13	6
1992	Nigel MANSELL	Williams	108	9	14	8
1991	Ayrton SENNA	McLaren	96	7	8	2
1990	Ayrton SENNA	McLaren	78	6	10	2
1989	Alain PROST	McLaren	81	4	2	5
1988	Ayrton SENNA	McLaren	94	8	13	3
1987	Nelson PIQUET	Williams	76	3	4	4
1986	Alain PROST	McLaren	74	4	1	2
1985	Alain PROST	McLaren	76	5	2	5
1984	Niki LAUDA	McLaren	72	5	-	5
1983	Nelson PIQUET	Brabham	59	3	1	4
1982	Keke ROSBERG	Williams	44	1	1	-
1981	Nelson PIQUET	Brabham	50	3	4	1

**F1 WORLD CHAMPIONS SINCE 1950**

<b>YEAR</b>	<b>DRIVER</b>	<b>MAKE</b>	<b>PTS</b>	<b>WINS</b>	<b>POLES</b>	<b>FASTEST LAPS</b>
1980	Alan JONES	Williams	71	5	3	5
1979	Jody SCHECKTER	Ferrari	60	3	1	1
1978	Mario ANDRETTI	Lotus	64	6	8	3
1977	Niki LAUDA	Ferrari	72	3	2	3
1976	James HUNT	McLaren	69	6	8	2
1975	Niki LAUDA	Ferrari	64.5	5	9	2
1974	Emerson FITTIPALDI	McLaren	55	3	2	-
1973	Jackie STEWART	Tyrrell	71	5	3	1
1972	Emerson FITTIPALDI	Lotus	61	5	3	1
1971	Jackie STEWART	Tyrrell	62	6	6	3
1970	Jochen RINDT	Lotus	45	5	3	1
1969	Jackie STEWART	Matra	63	6	2	5
1968	Graham HILL	Lotus	48	3	2	-
1967	Denis HULME	Brabham	51	2	-	2
1966	Jack BRABHAM	Brabham	45	4	3	1
1965	Jim CLARK	Lotus	54	6	6	6
1964	John SURTEES	Ferrari	40	2	2	2
1963	Jim CLARK	Lotus	73	7	7	6
1962	Graham HILL	BRM	52	4	1	3
1961	Phil HILL	Ferrari	38	2	5	2
1960	Jack BRABHAM	Cooper	43	5	3	3
1959	Jack BRABHAM	Cooper	34	2	1	1
1958	Mike HAWTHORN	Ferrari	49	1	4	5
1957	Juan-Manuel FANGIO	Maserati	46	4	4	2
1956	Juan-Manuel FANGIO	Lancia / Ferrari	33	3	5	3
1955	Juan-Manuel FANGIO	Mercedes	41	4	3	3
1954	Juan-Manuel FANGIO	Mercedes / Maserati	57	6	5	3
1953	Alberto ASCARI	Ferrari	46.5	5	6	4
1952	Alberto ASCARI	Ferrari	52.5	6	5	5
1951	Juan-Manuel FANGIO	Alfa Romeo	37	3	4	5
1950	Giuseppe FARINA	Alfa Romeo	30	3	2	3



# 2017 RACE RESULTS

## AUSTRALIAN GRAND PRIX

March 26th

Pos	No.	Driver	F1 Team	Laps	Time/Retired	Points
1	5	Sebastian Vettel	FERRARI	57	1:24:11.672	25
2	44	Lewis Hamilton	MERCEDES	57	+9.975s	18
3	77	Valtteri Bottas	MERCEDES	57	+11.250s	15
4	7	Kimi Räikkönen	FERRARI	57	+22.393s	12
5	33	Max Verstappen	RED BULL RACING TAG HEUER	57	+28.827s	10
6	19	Felipe Massa	WILLIAMS MERCEDES	57	+83.386s	8
7	11	Sergio Perez	FORCE INDIA MERCEDES	56	+1 lap	6
8	55	Carlos Sainz	TORO ROSSO	56	+1 lap	4
9	26	Daniil Kvyat	TORO ROSSO	56	+1 lap	2
10	31	Esteban Ocon	FORCE INDIA MERCEDES	56	+1 lap	1
11	27	Nico Hulkenberg	RENAULT	56	+1 lap	0
12	36	Antonio Giovinazzi	SAUBER FERRARI	55	+2 laps	0
13	2	Stoffel Vandoorne	MCLAREN HONDA	55	+2 laps	0
NC	14	Fernando Alonso	MCLAREN HONDA	50	DNF	0
NC	20	Kevin Magnussen	HAAS FERRARI	46	DNF	0
NC	18	Lance Stroll	WILLIAMS MERCEDES	40	DNF	0
NC	3	Daniel Ricciardo	RED BULL RACING TAG HEUER	25	DNF	0
NC	9	Marcus Ericsson	SAUBER FERRARI	21	DNF	0
NC	30	Jolyon Palmer	RENAULT	15	DNF	0
NC	8	Romain Grosjean	HAAS FERRARI	13	DNF	0
<b>Fastest lap:</b> Kimi Raikkonen				FERRARI	1:26.538	
<b>Pole position:</b> Lewis Hamilton				MERCEDES	1:22.188	

# 2017 RACE RESULTS

## CHINESE GRAND PRIX

April 9th

Pos	No.	Driver	F1 Team	Laps	Time/Retired	Points
1	44	Lewis Hamilton	MERCEDES	56	1:37:36.158	25
2	5	Sebastian Vettel	FERRARI	56	+6.250s	18
3	33	Max Verstappen	RED BULL RACING TAG HEUER	56	+45.192s	15
4	3	Daniel Ricciardo	RED BULL RACING TAG HEUER	56	+46.035s	12
5	7	Kimi Räikkönen	FERRARI	56	+48.076s	10
6	77	Valtteri Bottas	MERCEDES	56	+48.808s	8
7	55	Carlos Sainz	TORO ROSSO	56	+72.893s	6
8	20	Kevin Magnussen	HAAS FERRARI	55	+1 lap	4
9	11	Sergio Perez	FORCE INDIA MERCEDES	55	+1 lap	2
10	31	Esteban Ocon	FORCE INDIA MERCEDES	55	+1 lap	1
11	8	Romain Grosjean	HAAS FERRARI	55	+1 lap	0
12	27	Nico Hulkenberg	RENAULT	55	+1 lap	0
13	30	Jolyon Palmer	RENAULT	55	+1 lap	0
14	19	Felipe Massa	WILLIAMS MERCEDES	55	+1 lap	0
15	9	Marcus Ericsson	SAUBER FERRARI	55	+1 lap	0
NC	14	Fernando Alonso	MCLAREN HONDA	33	DNF	0
NC	26	Daniil Kvyat	TORO ROSSO	18	DNF	0
NC	2	Stoffel Vandoorne	MCLAREN HONDA	17	DNF	0
NC	36	Antonio Giovinazzi	SAUBER FERRARI	3	DNF	0
NC	18	Lance Stroll	WILLIAMS MERCEDES	0	DNF	0
<b>Fastest lap:</b>		Lewis Hamilton	MERCEDES	1:35.378		
<b>Pole position:</b>		Lewis Hamilton	MERCEDES	1:31.678		

# 2017 RACE RESULTS

## BAHRAIN GRAND PRIX

April 16th

Pos	No.	Driver	F1 Team	Laps	Time/Retired	Points
1	5	Sebastian Vettel	FERRARI	57	1:33:53.374	25
2	44	Lewis Hamilton	MERCEDES	57	+6.660s	18
3	77	Valtteri Bottas	MERCEDES	57	+20.397s	15
4	7	Kimi Räikkönen	FERRARI	57	+22.475s	12
5	3	Daniel Ricciardo	RED BULL RACING TAG HEUER	57	+39.346s	10
6	19	Felipe Massa	WILLIAMS MERCEDES	57	+54.326s	8
7	11	Sergio Perez	FORCE INDIA MERCEDES	57	+62.606s	6
8	8	Romain Grosjean	HAAS FERRARI	57	+74.865s	4
9	27	Nico Hulkenberg	RENAULT	57	+80.188s	2
10	31	Esteban Ocon	FORCE INDIA MERCEDES	57	+95.711s	1
11	94	Pascal Wehrlein	SAUBER FERRARI	56	+1 lap	0
12	26	Daniil Kvyat	TORO ROSSO	56	+1 lap	0
13	30	Jolyon Palmer	RENAULT	56	+1 lap	0
14	14	Fernando Alonso	MCLAREN HONDA	54	DNF	0
NC	9	Marcus Ericsson	SAUBER FERRARI	50	DNF	0
NC	55	Carlos Sainz	TORO ROSSO	12	DNF	0
NC	18	Lance Stroll	WILLIAMS MERCEDES	12	DNF	0
NC	33	Max Verstappen	RED BULL RACING TAG HEUER	11	DNF	0
NC	20	Kevin Magnussen	HAAS FERRARI	8	DNF	0
NC	2	Stoffel Vandoorne	MCLAREN HONDA	0	DNS	0
<b>Fastest lap:</b> Lewis Hamilton MERCEDES 1:32.798						
<b>Pole position:</b> Valtteri Bottas MERCEDES 1:28.769						



# 2017 RACE RESULTS

## RUSSIAN GRAND PRIX

April 30th

Pos	No.	Driver	F1 Team	Laps	Time/Retired	Point
1	77	Valtteri Bottas	MERCEDES	52	1:28:08.743	25
2	5	Sebastian Vettel	FERRARI	52	+0.617s	18
3	7	Kimi Räikkönen	FERRARI	52	+11.000s	15
4	44	Lewis Hamilton	MERCEDES	52	+36.320s	12
5	33	Max Verstappen	RED BULL RACING TAG HEUER	52	+60.416s	10
6	11	Sergio Perez	FORCE INDIA MERCEDES	52	+86.788s	8
7	31	Esteban Ocon	FORCE INDIA MERCEDES	52	+95.004s	6
8	27	Nico Hulkenberg	RENAULT	52	+96.188s	4
9	19	Felipe Massa	WILLIAMS MERCEDES	51	+1 lap	2
10	55	Carlos Sainz	TORO ROSSO	51	+1 lap	1
11	18	Lance Stroll	WILLIAMS MERCEDES	51	+1 lap	0
12	26	Daniil Kvyat	TORO ROSSO	51	+1 lap	0
13	20	Kevin Magnussen	HAAS FERRARI	51	+1 lap	0
14	2	Stoffel Vandoorne	MCLAREN HONDA	51	+1 lap	0
15	9	Marcus Ericsson	SAUBER FERRARI	51	+1 lap	0
16	94	Pascal Wehrlein	SAUBER FERRARI	50	+2 laps	0
NC	3	Daniel Ricciardo	RED BULL RACING TAG HEUER	5	DNF	0
NC	30	Jolyon Palmer	RENAULT	0	DNF	0
NC	8	Romain Grosjean	HAAS FERRARI	0	DNF	0
NC	14	Fernando Alonso	MCLAREN HONDA	0	DNS	0
<b>Fastest lap:</b> Kimi Raikkonen FERRARI 1:36.844						
<b>Pole position:</b> Sebastian Vettel FERRARI 1:33.194						

# 2017 RACE RESULTS

## SPANISH GRAND PRIX

May 14 th

Pos	No.	Driver	F1 Team	Laps	Time/Retired	Points
1	44	Lewis Hamilton	MERCEDES	66	1:35:56.497	25
2	5	Sebastian Vettel	FERRARI	66	+3.490s	18
3	3	Daniel Ricciardo	RED BULL RACING TAG HEUER	66	+75.820s	15
4	11	Sergio Perez	FORCE INDIA MERCEDES	65	+1 lap	12
5	31	Esteban Ocon	FORCE INDIA MERCEDES	65	+1 lap	10
6	27	Nico Hulkenberg	RENAULT	65	+1 lap	8
7	55	Carlos Sainz	TORO ROSSO	65	+1 lap	6
8	94	Pascal Wehrlein	SAUBER FERRARI	65	+1 lap	4
9	26	Daniil Kvyat	TORO ROSSO	65	+1 lap	2
10	8	Romain Grosjean	HAAS FERRARI	65	+1 lap	1
11	9	Marcus Ericsson	SAUBER FERRARI	64	+2 laps	0
12	14	Fernando Alonso	MCLAREN HONDA	64	+2 laps	0
13	19	Felipe Massa	WILLIAMS MERCEDES	64	+2 laps	0
14	20	Kevin Magnussen	HAAS FERRARI	64	+2 laps	0
15	30	Jolyon Palmer	RENAULT	64	+2 laps	0
16	18	Lance Stroll	WILLIAMS MERCEDES	64	+2 laps	0
NC	77	Valtteri Bottas	MERCEDES	38	DNF	0
NC	2	Stoffel Vandoorne	MCLAREN HONDA	32	DNF	0
NC	33	Max Verstappen	RED BULL RACING TAG HEUER	1	DNF	0
NC	7	Kimi Räikkönen	FERRARI	0	DNF	0
<b>Fastest lap:</b> Lewis Hamilton MERCEDES 1:23.593						
<b>Pole position:</b> Lewis Hamilton MERCEDES 1:19.149						

# 2017 RACE RESULTS

## MONACO GRAND PRIX

May 28th

Pos	No.	Driver	F1 Team	Laps	Time/Retired	Points
1	5	Sebastian Vettel	FERRARI	78	1:44:44.340	25
2	7	Kimi Räikkönen	FERRARI	78	+3.145s	18
3	3	Daniel Ricciardo	RED BULL RACING TAG HEUER	78	+3.745s	15
4	77	Valtteri Bottas	MERCEDES	78	+5.517s	12
5	33	Max Verstappen	RED BULL RACING TAG HEUER	78	+6.199s	10
6	55	Carlos Sainz	TORO ROSSO	78	+12.038s	8
7	44	Lewis Hamilton	MERCEDES	78	+15.801s	6
8	8	Romain Grosjean	HAAS FERRARI	78	+18.150s	4
9	19	Felipe Massa	WILLIAMS MERCEDES	78	+19.445s	2
10	20	Kevin Magnussen	HAAS FERRARI	78	+21.443s	1
11	30	Jolyon Palmer	RENAULT	78	+22.737s	0
12	31	Esteban Ocon	FORCE INDIA MERCEDES	78	+23.725s	0
13	11	Sergio Perez	FORCE INDIA MERCEDES	78	+49.089s	0
14	26	Daniil Kvyat	TORO ROSSO	71	DNF	0
15	18	Lance Stroll	WILLIAMS MERCEDES	71	DNF	0
NC	2	Stoffel Vandoorne	MCLAREN HONDA	66	DNF	0
NC	9	Marcus Ericsson	SAUBER FERRARI	63	DNF	0
NC	22	Jenson Button	MCLAREN HONDA	57	DNF	0
NC	94	Pascal Wehrlein	SAUBER FERRARI	57	DNF	0
NC	27	Nico Hulkenberg	RENAULT	15	DNF	0
<b>Fastest lap:</b>		Sergio Perez	FORCE INDIA MERCEDES	1:14.820		
<b>Pole position:</b>		Kimi Raikkonen	FERRARI	1:12.178		



# 2017 RACE RESULTS

## CANADIAN GRAND PRIX

June 11th

Pos	No.	Driver	F1 Team	Laps	Time/Retired	Points
1	44	Lewis Hamilton	MERCEDES	70	1:33:05.154	25
2	77	Valtteri Bottas	MERCEDES	70	+19.783s	18
3	3	Daniel Ricciardo	RED BULL RACING TAG HEUER	70	+35.297s	15
4	5	Sebastian Vettel	FERRARI	70	+35.907s	12
5	11	Sergio Perez	FORCE INDIA MERCEDES	70	+40.476s	10
6	31	Esteban Ocon	FORCE INDIA MERCEDES	70	+40.716s	8
7	7	Kimi Räikkönen	FERRARI	70	+58.632s	6
8	27	Nico Hulkenberg	RENAULT	70	+60.374s	4
9	18	Lance Stroll	WILLIAMS MERCEDES	69	+1 lap	2
10	8	Romain Grosjean	HAAS FERRARI	69	+1 lap	1
11	30	Jolyon Palmer	RENAULT	69	+1 lap	0
12	20	Kevin Magnussen	HAAS FERRARI	69	+1 lap	0
13	9	Marcus Ericsson	SAUBER FERRARI	69	+1 lap	0
14	2	Stoffel Vandoorne	MCLAREN HONDA	69	+1 lap	0
15	94	Pascal Wehrlein	SAUBER FERRARI	68	+2 laps	0
16	14	Fernando Alonso	MCLAREN HONDA	66	DNF	0
NC	26	Daniil Kvyat	TORO ROSSO	54	DNF	0
NC	33	Max Verstappen	RED BULL RACING TAG HEUER	10	DNF	0
NC	19	Felipe Massa	WILLIAMS MERCEDES	0	DNF	0
NC	55	Carlos Sainz	TORO ROSSO	0	DNF	0
<b>Fastest lap:</b>		Lewis Hamilton	MERCEDES	1:14.551		
<b>Pole position:</b>		Lewis Hamilton	MERCEDES	1:11.459		

# 2017 RACE RESULTS

## AZERBAIJAN GRAND PRIX

June 25th

Pos	No.	Driver	F1 Team	Laps	Time/Retired	Points
1	3	Daniel Ricciardo	RED BULL RACING TAG HEUER	51	2:03:55.573	25
2	77	Valtteri Bottas	MERCEDES	51	+3.904s	18
3	18	Lance Stroll	WILLIAMS MERCEDES	51	+4.009s	15
4	5	Sebastian Vettel	FERRARI	51	+5.976s	12
5	44	Lewis Hamilton	MERCEDES	51	+6.188s	10
6	31	Esteban Ocon	FORCE INDIA MERCEDES	51	+30.298s	8
7	20	Kevin Magnussen	HAAS FERRARI	51	+41.753s	6
8	55	Carlos Sainz	TORO ROSSO	51	+49.400s	4
9	14	Fernando Alonso	MCLAREN HONDA	51	+59.551s	2
10	94	Pascal Wehrlein	SAUBER FERRARI	51	+89.093s	1
11	9	Marcus Ericsson	SAUBER FERRARI	51	+91.794s	0
12	2	Stoffel Vandoorne	MCLAREN HONDA	51	+92.160s	0
13	8	Romain Grosjean	HAAS FERRARI	50	+1 lap	0
14	7	Kimi Räikkönen	FERRARI	46	DNF	0
NC	11	Sergio Perez	FORCE INDIA MERCEDES	39	DNF	0
NC	19	Felipe Massa	WILLIAMS MERCEDES	25	DNF	0
NC	27	Nico Hulkenberg	RENAULT	24	DNF	0
NC	33	Max Verstappen	RED BULL RACING TAG HEUER	12	DNF	0
NC	26	Daniil Kvyat	TORO ROSSO	9	DNF	0
NC	30	Jolyon Palmer	RENAULT	7	DNF	0
<b>Fastest lap:</b>		Sebastian Vettel	FERRARI	1:43.441		
<b>Pole position:</b>		Lewis Hamilton	MERCEDES	1:40.593		

# 2017 RACE RESULTS

## AUSTRIAN GRAND PRIX

July 9th

Pos	No.	Driver	F1 Team	Laps	Time/Retired	Points
1	77	Valtteri Bottas	MERCEDES	71	1:21:48.523	25
2	5	Sebastian Vettel	FERRARI	71	+0.658s	18
3	3	Daniel Ricciardo	RED BULL RACING TAG HEUER	71	+6.012s	15
4	44	Lewis Hamilton	MERCEDES	71	+7.430s	12
5	7	Kimi Räikkönen	FERRARI	71	+20.370s	10
6	8	Romain Grosjean	HAAS FERRARI	71	+73.160s	8
7	11	Sergio Perez	FORCE INDIA MERCEDES	70	+1 lap	6
8	31	Esteban Ocon	FORCE INDIA MERCEDES	70	+1 lap	4
9	19	Felipe Massa	WILLIAMS MERCEDES	70	+1 lap	2
10	18	Lance Stroll	WILLIAMS MERCEDES	70	+1 lap	1
11	30	Jolyon Palmer	RENAULT	70	+1 lap	0
12	2	Stoffel Vandoorne	MCLAREN HONDA	70	+1 lap	0
13	27	Nico Hulkenberg	RENAULT	70	+1 lap	0
14	94	Pascal Wehrlein	SAUBER FERRARI	70	+1 lap	0
15	9	Marcus Ericsson	SAUBER FERRARI	69	+2 laps	0
16	26	Daniil Kvyat	TORO ROSSO	68	+3 laps	0
NC	55	Carlos Sainz	TORO ROSSO	44	DNF	0
NC	20	Kevin Magnussen	HAAS FERRARI	29	DNF	0
NC	14	Fernando Alonso	MCLAREN HONDA	1	DNF	0
NC	33	Max Verstappen	RED BULL RACING TAG HEUER	0	DNF	0
<b>Fastest lap:</b> Lewis Hamilton MERCEDES 1:07.411						
<b>Pole position:</b> Valtteri Bottas MERCEDES 1:04.251						



# 2017 RACE RESULTS

## BRITISH GRAND PRIX

July 16th

POS	NO	DRIVER	CAR	LAPS	TIME/RETIRED	PTS
1	44	Lewis Hamilton	MERCEDES	51	1:21:27.430	25
2	77	Valtteri Bottas	MERCEDES	51	+14.063s	18
3	7	Kimi Räikkönen	FERRARI	51	+36.570s	15
4	33	Max Verstappen	RED BULL RACING TAG HEUER	51	+52.125s	12
5	3	Daniel Ricciardo	RED BULL RACING TAG HEUER	51	+65.955s	10
6	27	Nico Hulkenberg	RENAULT	51	+68.109s	8
7	5	Sebastian Vettel	FERRARI	51	+93.989s	6
8	31	Esteban Ocon	FORCE INDIA MERCEDES	50	+1 lap	4
9	11	Sergio Perez	FORCE INDIA MERCEDES	50	+1 lap	2
10	19	Felipe Massa	WILLIAMS MERCEDES	50	+1 lap	1
11	2	StoffelVandoorne	MCLAREN HONDA	50	+1 lap	0
12	20	KevinMagnussen	HAAS FERRARI	50	+1 lap	0
13	8	RomainGrosjean	HAAS FERRARI	50	+1 lap	0
14	9	Marcus Ericsson	SAUBER FERRARI	50	+1 lap	0
15	26	Daniil Kvyat	TORO ROSSO	50	+1 lap	0
16	18	Lance Stroll	WILLIAMS MERCEDES	50	+1 lap	0
17	94	Pascal Wehrlein	SAUBER FERRARI	50	+1 lap	0
NC	14	Fernando Alonso	MCLAREN HONDA	32	DNF	0
NC	55	Carlos Sainz	TORO ROSSO	0	DNF	0
NC	30	Jolyon Palmer	RENAULT	0	DNS	0
<b>Fastest lap:</b>		Lewis Hamilton	MERCEDES	1:30.621		
<b>Pole position:</b>		Lewis Hamilton	MERCEDES	1:26.600		

# 2017 RACE RESULTS

## HUNGARIAN GRAND PRIX

July 30th

POS	NO	DRIVER	CAR	LAPS	TIME/RETIRED	PTS
1	5	Sebastian Vettel	FERRARI	70	1:39:46.713	25
2	7	Kimi Räikkönen	FERRARI	70	+0.908s	18
3	77	Valtteri Bottas	MERCEDES	70	+12.462s	15
4	44	Lewis Hamilton	MERCEDES	70	+12.885s	12
5	33	Max Verstappen	RED BULL RACING TAG HEUER	70	+13.276s	10
6	14	Fernando Alonso	MCLAREN HONDA	70	+71.223s	8
7	55	Carlos Sainz	TORO ROSSO	69	+1 lap	6
8	11	Sergio Perez	FORCE INDIA MERCEDES	69	+1 lap	4
9	31	Esteban Ocon	FORCE INDIA MERCEDES	69	+1 lap	2
10	2	StoffelVandoorne	MCLAREN HONDA	69	+1 lap	1
11	26	Daniil Kvyat	TORO ROSSO	69	+1 lap	0
12	30	Jolyon Palmer	RENAULT	69	+1 lap	0
13	20	KevinMagnussen	HAAS FERRARI	69	+1 lap	0
14	18	Lance Stroll	WILLIAMS MERCEDES	69	+1 lap	0
15	94	Pascal Wehrlein	SAUBER FERRARI	68	+2 laps	0
16	9	Marcus Ericsson	SAUBER FERRARI	68	+2 laps	0
17	27	Nico Hulkenberg	RENAULT	67	DNF	0
NC	40	Paul di Resta	WILLIAMS MERCEDES	60	DNF	0
NC	8	RomainGrosjean	HAAS FERRARI	20	DNF	0
NC	3	Daniel Ricciardo	RED BULL RACING TAG HEUER	0	DNF	0

*N.20 Magnussen had 5 seconds added to his race time for forcing another driver off the track.*

**Fastest lap:** Fernando Alonso MCLAREN HONDA 1:20.182

**Pole position:** Sebastian Vettel FERRARI 1:16.276

# 2017 RACE RESULTS

## BELGIAN GRAND PRIX

August 27th

POS	NO	DRIVER	CAR	LAPS	TIME/RETIRED	PTS
1	44	Lewis Hamilton	MERCEDES	44	1:24:42.820	25
2	5	Sebastian Vettel	FERRARI	44	+2.358s	18
3	3	Daniel Ricciardo	RED BULL RACING TAG HEUER	44	+10.791s	15
4	7	Kimi Räikkönen	FERRARI	44	+14.471s	12
5	77	Valtteri Bottas	MERCEDES	44	+16.456s	10
6	27	Nico Hulkenberg	RENAULT	44	+28.087s	8
7	8	Romain Grosjean	HAAS FERRARI	44	+31.553s	6
8	19	Felipe Massa	WILLIAMS MERCEDES	44	+36.649s	4
9	31	Esteban Ocon	FORCE INDIA MERCEDES	44	+38.154s	2
10	55	Carlos Sainz	TORO ROSSO	44	+39.447s	1
11	18	Lance Stroll	WILLIAMS MERCEDES	44	+48.999s	0
12	26	Daniil Kvyat	TORO ROSSO	44	+49.940s	0
13	30	Jolyon Palmer	RENAULT	44	+53.239s	0
14	2	Stoffel Vandoorne	MCLAREN HONDA	44	+57.078s	0
15	20	Kevin Magnussen	HAAS FERRARI	44	+67.262s	0
16	9	Marcus Ericsson	SAUBER FERRARI	44	+69.711s	0
17	11	Sergio Perez	FORCE INDIA MERCEDES	42	DNF	0
NC	14	Fernando Alonso	MCLAREN HONDA	25	DNF	0
NC	33	Max Verstappen	RED BULL RACING TAG HEUER	7	DNF	0
NC	94	Pascal Wehrlein	SAUBER FERRARI	2	DNF	0
<b>Fastest lap:</b>		Sebastian Vettel	FERRARI	1:46.557		
<b>Pole position:</b>		Lewis Hamilton	MERCEDES	1:42.553		



**2017 FIA F1 ITALIAN GRAND PRIX - ENTRY LIST**

<b>NO</b>	<b>DRIVER</b>	<b>NAT</b>	<b>TEAM</b>	<b>CHASSIS</b>	<b>ENGINE</b>
44	Lewis Hamilton	GBR	Mercedes AMG Petronas	F1 W08	Mercedes
77	Valtteri Bottas	FIN	Mercedes AMG Petronas	F1 W08	Mercedes
3	Daniel Ricciardo	AUS	Red Bull Racing	RB13	TAG Heuer
33	Max Verstappen	NDL	Red Bull Racing	RB13	TAG Heuer
5	Sebastian Vettel	GER	Scuderia Ferrari	SF70H	Ferrari
7	Kimi Räikkönen	FIN	Scuderia Ferrari	SF70H	Ferrari
11	Sergio Pérez	MEX	Sahara Force India F1 Team	VJM10	Mercedes
31	Esteban Ocon	FRA	Sahara Force India F1 Team	VJM10	Mercedes
18	Lance Stroll	CAN	Williams Martini Racing	FW40	Mercedes
19	Felipe Massa	BRA	Williams Martini Racing	FW40	Mercedes
2	Stoffel Vandoorne	BEL	McLaren Honda F1 Team	MCL32	Honda
14	Fernando Alonso	ESP	McLaren Honda F1 Team	MCL32	Honda
26	Daniil Kvyat	RUS	Scuderia Toro Rosso	STR12	Renault
55	Carlos Sainz	ESP	Scuderia Toro Rosso	STR12	Renault
8	Romain Grosjean	FRA	Haas F1 Team	VF-17	Ferrari
20	Kevin Magnussen	DEN	Haas F1 Team	VF-17	Ferrari
27	Nicolas Hülkenberg	GER	Renault Sport F1 Team	R.S.17	Renault
30	Jolyon Palmer	GBR	Renault Sport F1 Team	R.S.17	Renault
9	Marcus Ericsson	SWE	Sauber Motorsport	C36	Ferrari
12	Pascal Wehrlein	GER	Sauber Motorsport	C36	Ferrari





FORMULA 1  
GRAN PREMIO HEINEKEN  
D'ITALIA 2017

MONZA  
01-02-03 SEPTEMBER

# FIA FORMULA ONE WORLD CHAMPIONSHIP

## TEAMS AND DRIVERS

formulaone<sup>TM</sup>media

OFFICIAL MEDIA KIT




## MERCEDES AMG PETRONAS F1 TEAM

Brackley, United Kingdom



<b>Chassis:</b>	Mercedes F1 W08 EQ Power+	<b>Formula One Debut:</b>	2010 Australia
<b>Power Unit:</b>	Mercedes PU106C Hybrid	<b>World Championships:</b>	3 (2014, 2015, 2016)
<b>Team Principal:</b>	Toto Wolff	<b>Grands Prix Contested:</b>	160
<b>Technical Chief:</b>	James Allison	<b>Grand Prix Victories:</b>	70
<b>Media contacts:</b>	Bradley Lord +44 (0)7785 682893 blord@mercedesamgf1.com www.mercedesamgf1.com	<b>Most Recent Win:</b>	2017 Great Britain
		<b>2016 Championship:</b>	Winner

### 44 Lewis Hamilton



**Born:**  
Stevenage, Great Britain,  
on January 07, 1985

**F1 Debut:** 2007 Australia (McLaren), 4th  
**Team:** McLaren (2007-2012)  
Mercedes (since 2013)  
**Grands Prix Contested:** 200  
**Grand Prix Victories:** 58  
**Pole Positions:** 68  
**Championship Wins:** 3  
**Most Recent Win:** 2017 Belgium

2017 GP	START / FINISH	POINTS
Australia	1 / 2	18
China	1 / 1	25
Bahrain	2 / 2	18
Russia	4 / 4	12
Spain	1 / 1	25
Monaco	13 / 7	6
Canada	1 / 1	25
Azerbaijan	1 / 5	10
Austria	3 / 4	12
Great Britain	1 / 1	25
Hungary	4 / 4	12
Belgium	1 / 1	25

### 77 Valtteri Bottas



**Born:**  
Nastola, Finland,  
on August 28, 1989

**F1 Debut:** 2013 Australia (Williams), 16th  
**Team:** Williams (2013-2016)  
Mercedes (since 2017)  
**Grands Prix Contested:** 90  
**Grand Prix Victories:** 2  
**Pole Positions:** 2  
**Championship Wins:** -  
**Most Recent Win:** 2017 Austria

2017 GP	START / FINISH	POINTS
Australia	3 / 3	15
China	3 / 6	8
Bahrain	1 / 3	15
Russia	3 / 1	25
Spain	3 / DNF	0
Monaco	3 / 4	12
Canada	3 / 2	18
Azerbaijan	2 / 2	18
Austria	1 / 1	25
Great Britain	9 / 2	18
Hungary	3 / 3	15
Belgium	3 / 5	10



## RED BULL RACING

Milton Keynes, United Kingdom



<b>Chassis:</b>	Red Bull RB13	<b>First Team Entry:</b>	2005 Australia
<b>Power Unit:</b>	Tag Heuer - Renault R.E. 17	<b>World Championships:</b>	4 (2010,2011,2012,2013)
<b>Team Chief:</b>	Christian Horner	<b>Grands Prix Contested:</b>	236
<b>Technical Chief:</b>	Adrian Newey	<b>Grand Prix Victories:</b>	53
<b>Media contact:</b>	Ben Wyatt +44 7771 854238 ben.wyatt@redbullracing.com www.redbullracing.com	<b>Most Recent Win:</b>	2017 Azerbaijan
		<b>2016 Championship:</b>	2nd

### 3 Daniel Ricciardo




**Born:**  
Perth, Australia,  
on July 1, 1989

**F1 Debut:** 2011 Great Britain (HRT), 19th  
**Team:** HRT (2011), Toro Rosso (2011-2013),  
Red Bull (since 2014)  
**Grands Prix Contested:** 121  
**Grand Prix Victories:** 5  
**Pole Positions:** 1  
**Championship Wins:** 0  
**Most Recent Win:** 2017 Azerbaijan

2017 GP	START / FINISH	POINTS
Australia	15 / DNF	0
China	5 / 4	12
Bahrain	4 / 5	10
Russia	5 / DNF	0
Spain	6 / 3	15
Monaco	5 / 3	15
Canada	6 / 3	15
Azerbaijan	10 / 1	25
Austria	5 / 3	15
Great Britain	19 / 5	10
Hungary	6 / DNF	0
Belgium	6 / 3	15

### 26 Max Verstappen



**Born:**  
Hasselt, Belgium,  
on September 30, 1997

**F1 Debut:** 2015 Australia (Toro Rosso), 15th  
**Team:** Toro Rosso (2015-2016),  
Red Bull (since 2016)  
**Grands Prix Contested:** 52  
**Grand Prix Victories:** 1  
**Pole Positions:** 0  
**Championship Wins:** 0  
**Most Recent Win:** 2016 Spain

2017 GP	START / FINISH	POINTS
Australia	5 / 5	10
China	16 / 3	15
Bahrain	6 / DNF	0
Russia	7 / 5	10
Spain	5 / DNF	0
Monaco	4 / 5	10
Canada	5 / DNF	0
Azerbaijan	5 / DNF	0
Austria	6 / DNF	0
Great Britain	4 / 4	12
Hungary	5 / 5	10
Belgium	5 / DNF	0


## SCUDERIA FERRARI

Maranello, Italy



<b>Chassis:</b>	Ferrari SF70-H	<b>First Team Entry:</b>	1950 Monaco
<b>Power Unit:</b>	Ferrari Tipo 062/2	<b>World Championships:</b>	16 (1961,1964, 1975, 1976, 1977, 1979, 1982, 1983, 1999, 2000, 2001, 2002, 2003, 2004, 2007, 2008)
<b>Team Chief:</b>	Maurizio Arrivabene	<b>Grands Prix Contested:</b>	941
<b>Technical Chief:</b>	Mattia Binotto	<b>Grand Prix Victories:</b>	229
<b>Media contact:</b>	Alberto Antonini +39 344 055 6635 alberto.antonini@ferrari.com www.ferrari.com	<b>Most Recent Win:</b>	2017 Hungary
		<b>2016 Championship:</b>	3rd

### 5 Sebastian Vettel



**Born:**  
Heppenheim, Germany,  
on July 3, 1987

**F1 Debut:** 2007 USA (BMW Sauber), 8th  
**Team:** Bmw Sauber (2007), Toro Rosso (2007-2008), Red Bull (2009-2014), Ferrari (since 2015)  
**Grands Prix Contested:** 191  
**Grand Prix Victories:** 46  
**Pole Positions:** 48  
**Championship Wins:** 4 (2010,2011,2012,2013 - Red Bull)  
**Most Recent Win:** 2017 Hungary

2017 GP	START / FINISH	POINTS
Australia	2 / 1	25
China	2 / 2	18
Bahrain	3 / 1	25
Russia	1 / 2	18
Spain	2 / 2	18
Monaco	2 / 1	25
Canada	2 / 4	12
Azerbaijan	4 / 4	12
Austria	2 / 2	18
Great Britain	3 / 7	6
Hungary	1 / 1	25
Belgium	2 / 2	18

### 7 Kimi Räikkönen



**Born:**  
Espoo, Finland,  
on October 17, 1979

**F1 Debut:** 2001 Australia (Sauber), 6th  
**Team:** Sauber(2001), McLaren (2002-2006), Ferrari (2007-2009), Lotus (2010-2013), Ferrari (since 2014)  
**Grands Prix Contested:** 265  
**Grand Prix Victories:** 20  
**Pole Positions:** 17  
**Championship Wins:** 1 (2007 - Ferrari)  
**Most Recent Win:** 2013 Australia

2017 GP	START / FINISH	POINTS
Australia	4 / 4	12
China	4 / 5	10
Bahrain	5 / 4	12
Russia	2 / 3	15
Spain	4 / DNF	0
Monaco	1 / 2	18
Canada	4 / 7	6
Azerbaijan	3 / 14	0
Austria	4 / 5	10
Great Britain	2 / 3	15
Hungary	2 / 2	18
Belgium	4 / 4	12




## SAHARA FORCE INDIA F1 TEAM

Silverstone, United Kingdom

<b>Chassis:</b>	Force India VJM10	<b>First Team Entry:</b>	2008 Australia
<b>Power unit:</b>	Mercedes PU106C Hybrid	<b>World Championships:</b>	0
<b>Team principal:</b>	Vijay Mallya	<b>Grands Prix Contested:</b>	183
<b>Technical Chief:</b>	Andrew Green	<b>Grand Prix Victories:</b>	0
<b>Media contact:</b>	Will Hings +44 7734 202020 will.hings@forceindiaf1.com www.forceindiaf1.com	<b>Most Recent Win:</b>	N/A
		<b>2016 Championship:</b>	4th

### 11 Sergio Pérez



**Born:**  
Guadalajara, Mexico,  
on January 26, 1990

**F1 Debut:** 2011 Australia (Sauber), DQ  
**Team:** Sauber (2011-2012), McLaren (2013),  
Force India (since 2014)  
**Grands Prix Contested:** 128  
**Grand Prix Victories:** 0  
**Pole Positions:** 0  
**Championship Wins:** 0  
**Most Recent Win:** N/A

2017 GP	START / FINISH	POINTS
Australia	10 / 7	6
China	8 / 9	2
Bahrain	18 / 7	6
Russia	9 / 6	8
Spain	8 / 4	12
Monaco	7 / 13	0
Canada	8 / 5	10
Azerbaijan	6 / DNF	0
Austria	8 / 7	6
Great Britain	6 / 9	2
Hungary	13 / 8	4
Belgium	8 / 17	0

### 31 Esteban Ocon



**Born:**  
Evreux, France,  
on September 17, 1996

**F1 Debut:** 2016 Belgio (Manor), 16th  
**Team:** Manor (2016),  
Force India (since 2017)  
**Grands Prix Contested:** 21  
**Grand Prix Victories:** 0  
**Pole Positions:** 0  
**Championship Wins:** 0  
**Most Recent Win:** N/A

2017 GP	START / FINISH	POINTS
Australia	13 / 10	1
China	17 / 10	1
Bahrain	14 / 10	1
Russia	10 / 7	6
Spain	10 / 5	10
Monaco	15 / 12	0
Canada	9 / 6	8
Azerbaijan	7 / 6	8
Austria	9 / 8	4
Great Britain	7 / 8	4
Hungary	11 / 9	2
Belgium	9 / 9	2





## WILLIAMS MARTINI RACING

Grove, United Kingdom

<b>Chassis:</b>	Williams FW40	<b>First Team Entry:</b>	1978 Argentina
<b>Power unit:</b>	Mercedes PU106C Hybrid	<b>World Championships:</b>	9 (1980, 1981, 1986, 1987, 1992, 1993, 1994, 1996, 1997)
<b>Team Principal:</b>	Frank Williams	<b>Grands Prix Contested:</b>	694
<b>Technical Chief:</b>	Pat Symonds	<b>Grand Prix Victories:</b>	114
<b>Media contact:</b>	Sophie Ogg +44 7977 275762 sophie.ogg@williamsf1.com www.williamsf1.com	<b>Most Recent Win:</b>	2012 Spain
		<b>2016 Championship:</b>	5th

### 19 Felipe Massa



**Born:**

Sao Paulo, Brazil,  
on April 25, 1981

**F1 Debut:** 2002 Australia (Sauber), RT  
**Team:** Sauber (2002, 2004-2005),  
Ferrari (2006-2013), Williams (since 2014)

**Grands Prix Contested:** 263  
**Grand Prix Victories:** 11  
**Pole Positions:** 16  
**Championship Wins:** 0  
**Most Recent Win:** 2008 Brazil

2017 GP	START / FINISH	POINTS
Australia	7 / 6	8
China	6 / 14	0
Bahrain	8 / 6	8
Russia	6 / 9	2
Spain	9 / 13	0
Monaco	14 / 9	2
Canada	7 / DNF	0
Azerbaijan	9 / DNF	0
Austria	17 / 9	2
Great Britain	14 / 10	1
Hungary	DID NOT RACE	-
Belgium	16 / 8	4

### 18 Lance Stroll



**Born:**

Montreal, Canada  
on October 29, 1998

**F1 Debut:** 2013 Australia (Williams), RT  
**Team:** Williams (since 2017)

**Grands Prix Contested:** 12  
**Grand Prix Victories:** 0  
**Pole Positions:** 0  
**Championship Wins:** 0  
**Most Recent Win:** N/A

2017 GP	START / FINISH	POINTS
Australia	20 / DNF	0
China	10 / DNF	0
Bahrain	12 / DNF	0
Russia	11 / 11	0
Spain	18 / 16	0
Monaco	17 / DNF	0
Canada	17 / 9	2
Azerbaijan	8 / 3	15
Austria	18 / 10	1
Great Britain	15 / 16	0
Hungary	17 / 14	0
Belgium	15 / 11	0

## McLAREN HONDA

Woking, United Kingdom



<b>Chassis:</b>	McLaren MCL32	<b>First Team Entry:</b>	1966 Monaco
<b>Power unit:</b>	Honda RA617H	<b>World Championships:</b>	8 (1974, 1984, 1985, 1988, 1989, 1990, 1991, 1998)
<b>Team Chief:</b>	Eric Boullier	<b>Grands Prix Contested:</b>	813
<b>Technical Chief:</b>	Tim Goss	<b>Grand Prix Victories:</b>	182
<b>Media contact:</b>	Steve Cooper +44 7881 426460 steve.cooper@mclaren.com www.mclaren.com	<b>Most recent win:</b>	2012 Brazil
		<b>2016 Championship:</b>	6th

### 14 Fernando Alonso



**Born:**  
Oviedo, Spain,  
on July 29, 1981

**F1 Debut:** 2001 Australia (Minardi), 19th  
**Team:** Minardi (2001), Renault (2003-2006),  
McLaren (2007), Renault (2008-2009),  
Ferrari (2010-2014), McLaren (since 2015)  
**Grands Prix Contested:** 285  
**Grand Prix Victories:** 32  
**Pole Positions:** 22  
**Championship Wins:** 2 (2005, 2006 - Renault)  
**Most Recent Win:** 2013 Spain

2017 GP	START / FINISH	POINTS
Australia	12 / DNF	0
China	13 / DNF	0
Bahrain	15 / DNF	0
Russia	15 / DNS	0
Spain	7 / 12	0
Monaco	DID NOT RACE	-
Canada	12 / DNF	0
Azerbaijan	16 / 8	2
Austria	12 / DNF	0
Great Britain	20 / DNF	0
Hungary	7 / 6	8
Belgium	10 / DNF	0

### 2 Stoffel Vandoorne



**Born:**  
Kortrijk, Belgium,  
on March 26, 1992

**F1 Debut:** 2016 Bahrain (McLaren), 12th  
**Team:** McLaren (since 2016)  
**Grands Prix Contested:** 13  
**Grand Prix Victories:** 15  
**Pole Positions:** 0  
**Championship Wins:** 0  
**Most Recent Win:** N/A

2017 GP	START / FINISH	POINTS
Australia	18 / 13	0
China	15 / DNF	0
Bahrain	17 / DNS	0
Russia	20 / 14	0
Spain	20 / DNF	0
Monaco	12 / DNF	0
Canada	16 / 14	0
Azerbaijan	19 / 12	0
Austria	13 / 12	0
Great Britain	8 / 11	0
Hungary	8 / 10	1
Belgium	20 / 14	0




## SCUDERIA TORO ROSSO

Faenza, Italy

<b>Chassis:</b>	Toro Rosso STR12	<b>First Team Entry:</b>	2006 Bahrain
<b>Power unit:</b>	Renault R.E. 17	<b>World Championships:</b>	0
<b>Team Chief:</b>	Franz Tost	<b>Grands Prix Contested:</b>	214
<b>Technical Chief:</b>	James Key	<b>Grand Prix Victories:</b>	1
<b>Media contact:</b>	Fabiana Valenti +39 335 711 3694 fabiana.valenti@tororosso.com www.tororosso.com	<b>Most Recent Win:</b>	2008 Italy
		<b>2015 Championship:</b>	7th

### 26 Daniil Kvyat



**Born:**  
Ufa, Russia,  
on April 26, 1994

**F1 Debut:** 2014 Australia (Toro Rosso), 8th  
**Team:** Toro Rosso (2014), Red Bull (2015-2016), Toro Rosso (since 2016)  
**Grands Prix Contested:** 71  
**Grand Prix Victories:** 0  
**Pole Positions:** 0  
**Championship Wins:** 0  
**Most Recent Win:** N/A

2017 GP	START / FINISH	POINTS
Australia	9 / 9	2
China	9 / DNF	0
Bahrain	11 / 12	0
Russia	12 / 12	0
Spain	19 / 9	2
Monaco	9 / 14	0
Canada	11 / DNF	0
Azerbaijan	11 / DNF	0
Austria	14 / 16	0
Great Britain	12 / 15	0
Hungary	16 / 11	0
Belgium	19 / 12	0

### 55 Carlos Sainz



**Born:**  
Madrid, Spain,  
on September 1, 1994

**F1 Debut:** 2015 Australia (Toro Rosso), 8th  
**Team:** Toro Rosso (since 2015)  
**Grands Prix Contested:** 52  
**Grand Prix Victories:** 0  
**Pole Positions:** 0  
**Championship Wins:** 0  
**Most Recent Win:** N/A

2017 GP	START / FINISH	POINTS
Australia	8 / 8	4
China	11 / 7	6
Bahrain	16 / DNF	0
Russia	14 / 10	1
Spain	12 / 7	6
Monaco	8 / 6	8
Canada	13 / DNF	0
Azerbaijan	12 / 8	4
Austria	10 / DNF	0
Great Britain	13 / DNF	0
Hungary	9 / 7	6
Belgium	13 / 10	1






## HAAS F1 TEAM

Kannapolis, North Carolina (USA)

<b>Chassis:</b>	Haas VF-17	<b>First Team Entry:</b>	2016 Australia
<b>Power unit:</b>	Ferrari Tipo 059/5	<b>World Championships:</b>	0
<b>Team Principal:</b>	Guenther Steiner	<b>Grands Prix Contested:</b>	33
<b>Technical Chief:</b>	Rob Taylor	<b>Grand Prix Victories:</b>	0
<b>Media contacts:</b>	Mike Arning +1 704 236 0405 marning@haasf1team.com www.haasf1team.com	<b>Most Recent Win:</b>	N/A
		<b>2016 Championship:</b>	8th

### 8 Romain Grosjean




**Born:**  
Geneva, Switzerland,  
on April 17, 1986

**F1 Debut:** 2009 Europe (Renault), 14th  
**Team:** Renault (2009), Lotus (2012-2015),  
Haas (since 2016)

**Grands Prix Contested:** 116  
**Grand Prix Victories:** 0  
**Pole Positions:** 0  
**Championship Wins:** 0  
**Most Recent Win:** N/A

2017 GP	START / FINISH	POINTS
Australia	6 / DNF	0
China	19 / 11	0
Bahrain	9 / 8	4
Russia	19 / DNF	0
Spain	14 / 10	1
Monaco	8 / 8	4
Canada	14 / 10	1
Azerbaijan	17 / 13	0
Austria	7 / 6	8
Great Britain	10 / 13	0
Hungary	14 / DNF	0
Belgium	11 / 7	6

### 20 Kevin Magnussen



**Born:**  
Roskilde, Denmark,  
on October 5, 1992

**F1 Debut:** 2014 Australia (McLaren), 4th  
**Team:** McLaren (2014), Renault (2016),  
Haas (since 2017)

**Grands Prix Contested:** 53  
**Grand Prix Victories:** 0  
**Pole Positions:** 0  
**Championship Wins:** 0  
**Most Recent Win:** N/A

2017 GP	START / FINISH	POINTS
Australia	17 / DNF	0
China	12 / 8	4
Bahrain	20 / DNF	0
Russia	13 / 13	0
Spain	11 / 14	0
Monaco	11 / 10	1
Canada	18 / 12	0
Azerbaijan	13 / 7	6
Austria	15 / DNF	0
Great Britain	16 / 12	0
Hungary	15 / 13	0
Belgium	12 / 15	0



## RENAULT F1 TEAM

Enstone, United Kingdom

<b>Chassis:</b>	Renault R.S. 17	<b>First Team Entry:</b>	1977 Great Britain
<b>Power unit:</b>	Renault R.E. 17	<b>World Championships:</b>	2 (2005, 2006)
<b>Team Chief:</b>	Cyril Abiteboul	<b>Grands Prix Contested:</b>	333
<b>Technical Chief:</b>	Bob Bell	<b>Grand Prix Victories:</b>	35
<b>Media contacts:</b>	Andy Stobart +44 7703 366151 andy.stobart@uk.renaultsportf1.com www.renaultsport.com	<b>Most recent win:</b>	2008 Singapore
		<b>2016 Championship:</b>	9th

### 27 Nico Hülkenberg




**Born:**  
Emmerich am Rhein, Germany  
on August 5, 1987

**F1 Debut:** 2010 Bahrain (Williams), 14th  
**Team** Williams (2010), Force India (2011-2012),  
Sauber (2013), Force India (2014-2016),  
Renault (since 2017)

**Grands Prix Contested:** 129  
**Grand Prix Victories:** 0  
**Pole Positions:** 0  
**Championship Wins:** 0  
**Most Recent Win:** N/A

2017 GP	START / FINISH	POINTS
Australia	11 / 11	0
China	7 / 12	0
Bahrain	7 / 9	2
Russia	8 / 8	4
Spain	13 / 6	8
Monaco	10 / DNF	0
Canada	10 / 8	4
Azerbaijan	14 / DNF	0
Austria	11 / 13	0
Great Britain	5 / 6	8
Hungary	12 / 17	0
Belgium	7 / 6	8

### 30 Jolyon Palmer



**Born:**  
Horsham, Great Britain  
on January 20, 1991

**F1 Debut:** 2016 Australia (Renault), 14th  
**Team:** Renault (since 2016)

**Grands Prix Contested:** 33  
**Grand Prix Victories:** 0  
**Pole Positions:** 0  
**Championship Wins:** 0  
**Most Recent Win:** N/A

2017 GP	START / FINISH	POINTS
Australia	19 / DNF	0
China	20 / 13	0
Bahrain	10 / 13	0
Russia	16 / DNF	0
Spain	17 / 15	0
Monaco	16 / 11	0
Canada	15 / 11	0
Azerbaijan	20 / DNF	0
Austria	16 / 11	0
Great Britain	11 / DNS	0
Hungary	10 / 12	0
Belgium	14 / 13	0

## SAUBER F1 TEAM

Hinwil, Switzerland



<b>Chassis:</b>	Sauber C36	<b>First Team Entry:</b>	1993 South Africa
<b>Power unit:</b>	Ferrari Tipo 059/5	<b>World Championships:</b>	0
<b>Team Chief:</b>	Frédéric Vasseur	<b>Grands Prix Contested:</b>	433
<b>Technical Chief:</b>	Jorc Zanderl	<b>Grand Prix Victories:</b>	1
<b>Media contact:</b>	Robert Höpoltseder +41 79 770 1819 robert.hopoltseder@sauber-motorsport www.sauberf1team.com	<b>Most recent win:</b>	N/A
		<b>2016 Championship:</b>	10th

### 9 Marcus Ericsson



**Born:**  
Kumla, Sweden,  
on September 2, 1990

<b>F1 Debut:</b>	2014 Australia (Caterham)
<b>Team:</b>	Caterham (2014), Sauber (since 2015)
<b>Grands Prix Contested:</b>	68
<b>Grand Prix Victories:</b>	0
<b>Pole Positions:</b>	0
<b>Championship Wins:</b>	0
<b>Most Recent Win:</b>	N/A

2017 GP	START / FINISH	POINTS
Australia	14 / DNF	0
China	14 / 15	0
Bahrain	19 / DNF	0
Russia	18 / 15	0
Spain	16 / 11	0
Monaco	19 / DNF	0
Canada	19 / 13	0
Azerbaijan	18 / 11	0
Austria	19 / 15	0
Great Britain	18 / 14	0
Hungary	20 / 16	0
Belgium	17 / 16	0

### 94 Pascal Wehrlein



**Born:**  
Sigmaringen, Germany,  
on October 18, 1994

<b>F1 Debut:</b>	2016 Australia (Manor)
<b>Team:</b>	Manor (2016), Sauber (since 2017)
<b>Grands Prix Contested:</b>	32
<b>Grand Prix Victories:</b>	0
<b>Pole Positions:</b>	0
<b>Championship Wins:</b>	0
<b>Most Recent Win:</b>	N/A

2017 GP	START / FINISH	POINTS
Australia	DID NOT RACE	-
China	DID NOT RACE	-
Bahrain	13 / 11	0
Russia	17 / 16	0
Spain	15 / 8	4
Monaco	18 / DNF	0
Canada	PL / 15	0
Azerbaijan	15 / 10	1
Austria	20 / 14	0
Great Britain	17 / 17	0
Hungary	18 / 15	0
Belgium	18 / DNF	0



**MONZA F1 TRACK CHARACTERISTICS**

**2017 F1 ITALIAN GRAND PRIX**

<b>ROUND 13</b>	ITALIAN GRAND PRIX	<b>START TIME</b>	14:00 Local - 12:00 GMT
<b>RACE DATE:</b>	03 SEP 2017	<b>CIRCUIT LENGTH:</b>	5.793KM
<b>CIRCUIT NAME:</b>	AUTODROMO NAZIONALE MONZA	<b>RACE DISTANCE:</b>	306.720KM
<b>NUMBER OF LAPS:</b>	53	<b>LAP RECORD:</b>	1:21.046 - R Barrichello [2004]

**KEY**

Speed Km/h

Braking 120 Gear 3

Sector Time

27.0

Lap Time

1:21.1

- Sector 1
- Sector 2
- Sector 3
- Circuit
- Start
- Finish
- DRS Detection
- DRS Activation
- Run-off Areas
- FIA Medical & Safety Cars
- Marshal Posts
- Light Panels

Notes: Lap & Sector times are based upon 2016 Qualifying data  
Gears are approximate based upon 2016 data  
Speeds are approximate based upon 2017 Simulation data



**ITALIAN GRAND PRIX: WIN, POLE & FASTEST LAP 1921-2016**

<b>YEAR</b>	<b>WINNER</b>	<b>POLE</b>	<b>FASTEST LAP</b>
1921	<b>J. GOUX</b> (Ballot 3L)	<b>L. WAGNER</b> (Fiat 802)	<b>P. BORDINO</b> (Fiat 802)
1922	<b>P. BORDINO</b> (Fiat 804)	<b>F. NAZZARO</b> (Fiat 804)	<b>P. BORDINO</b> (Fiat 804)
1923	<b>C. SALAMANO</b> (Fiat 805/405)	<b>F. MINOIA</b> (Benz RH)	<b>P. BORDINO</b> (Fiat 805/405)
1924	<b>Antonio ASCARI</b> (Alfa Romeo P2 8C/2000)	<b>Antonio ASCARI</b> (Alfa Romeo P2 8C/2000)	<b>Antonio ASCARI</b> (Alfa Romeo P2 8C/2000)
1925	<b>G. BRILLI-PERI</b> (Alfa Romeo P2)	<b>E. MATERASSI</b> (Diatto GP)	<b>P. KREIS</b> (Duesenberg 122)
1926	<b>L. CHARAVEL</b> (Bugatti 39A)	<b>E. MATERASSI</b> (Maserati 26/8C 1500)	<b>M. COSTANTINI</b> (Bugatti 39A)
1927	<b>R. BENOIST</b> (Delage 155B)	<b>P. KREIS</b> (Miller 91)	<b>R. BENOIST</b> (Delage 155B)
1928	<b>L. CHIRON</b> (Bugatti 37A)	<b>B. BORZACCHINI</b> (Maserati 26B/(C 2000)	<b>L. ARCANGELI</b> (Talbot 700)
1930	<b>A. VARZI</b> (Maserati 8C-2500)	<b>T. NUVOLARI</b> (Alfa Romeo P2)	<b>A. VARZI</b> (Maserati 8C-2500)
1931	<b>G. CAMPARI/T. NUVOLARI</b> (Alfa Romeo 8C/2300)	<b>G. CAMPARI</b> (Alfa Romeo 8C/2300)	<b>G. CAMPARI</b> (Alfa Romeo 8C/2300)
1932	<b>T. NUVOLARI</b> (Alfa Romeo 8C/2600)	<b>B. BORZACCHINI</b> (Alfa Romeo Monza/8C 2300)	<b>T. NUVOLARI</b> (Alfa Romeo 8C/2600)
1933	<b>L. FAGIOLI</b> (Alfa-Romeo 8C-2600)	<b>E. SIENA</b> (Alfa Romeo 8C/2300)	<b>L. FAGIOLI</b> (Alfa-Romeo 8C-2600)
1934	<b>R. CARACCIOLA/ L. FAGIOLI</b> (Mercedes-Benz W25)	<b>R. CARACCIOLA</b> (Mercedes-Benz W25)	<b>H. STUCK</b> (Auto Union A)
1935	<b>H. STUCK</b> (Auto Union B)	<b>G. FARINA</b> (Maserati V8-R1)	<b>T. NUVOLARI</b> (Alfa Romeo 8C-35)
1936	<b>B. ROSEMEYER</b> (Auto Union C)	<b>B. ROSEMEYER</b> (Auto Union C)	<b>B. ROSEMEYER</b> (Auto Union C)
1937	<b>R. CARACCIOLA</b> (Mercedes-Benz W125)	<b>R. CARACCIOLA</b> (Mercedes-Benz W125)	<b>R. CARACCIOLA</b> (Mercedes-Benz W125)
1938	<b>T. NUVOLARI</b> (Auto Union D)	<b>H. LANG</b> (Mercedes Benz W154)	<b>H. LANG</b> (Mercedes Benz W154)
1947	<b>C.F. TROSSI</b> (Alfa Romeo 158)	<b>C. SANESI</b> (Alfa Romeo 158)	<b>C.F. TROSSI</b> (Alfa Romeo 158)
1948	<b>J.P. WIMILLE</b> (Alfa Romeo 158)	<b>J.P. WIMILLE</b> (Alfa Romeo 158)	<b>J.P. WIMILLE</b> (Alfa Romeo 158)

**ITALIAN GRAND PRIX: WIN, POLE & FASTEST LAP 1921-2016**

<b>YEAR</b>	<b>WINNER</b>	<b>POLE</b>	<b>FASTEST LAP</b>
1949	<b>Alberto ASCARI</b> (Ferrari 125)	<b>Alberto ASCARI</b> (Ferrari 125)	<b>Alberto ASCARI</b> (Ferrari 125)
1950	<b>G. FARINA</b> (Alfa Romeo 158)	<b>J. M. FANGIO</b> (Alfa Romeo 158)	<b>J. M. FANGIO</b> (Alfa Romeo 158)
1951	<b>Alberto ASCARI</b> (Ferrari 375)	<b>J. M. FANGIO</b> (Alfa Romeo 159)	<b>G. FARINA</b> (Alfa Romeo 159)
1952	<b>Alberto ASCARI</b> (Ferrari 500)	<b>Alberto ASCARI</b> (Ferrari 500)	<b>Alberto ASCARI</b> (Ferrari 500)
1953	<b>J. M. FANGIO</b> (Maserati A6GCM)	<b>Alberto ASCARI</b> (Ferrari 500)	<b>J. M. FANGIO</b> (Maserati A6GCM)
1954	<b>J. M. FANGIO</b> (Mercedes-Benz W196)	<b>J. M. FANGIO</b> (Mercedes-Benz W196)	<b>J.F. GONZALES</b> (Ferrari 553 Squalo)
1955	<b>J. M. FANGIO</b> (Mercedes-Benz W196)	<b>S. MOSS</b> (Mercedes-Benz W196)	<b>J. M. FANGIO</b> (Mercedes-Benz W196)
1956	<b>S. MOSS</b> (Maserati 250F)	<b>J. M. FANGIO</b> (Lancia D50 Ferrari)	<b>S. MOSS</b> (Maserati 250F)
1957	<b>S. MOSS</b> (Vanwall VW5)	<b>S. LEWIS-EVANS</b> (Vanwall VW7)	<b>T. BROOKS</b> (Vanwall VW6)
1958	<b>T. BROOKS</b> (Vanwall VW5)	<b>S. MOSS</b> (Vanwall VW10)	<b>P. HILL</b> (Ferrari 246)
1959	<b>S. MOSS</b> (Cooper T51-Climax)	<b>S. MOSS</b> (Cooper T51-Climax)	<b>P. HILL</b> (Ferrari 246)
1960	<b>P. HILL</b> (Ferrari 246)	<b>P. HILL</b> (Ferrari 246)	<b>P. HILL</b> (Ferrari 246)
1961	<b>P. HILL</b> (Ferrari 156)	<b>W. VON TRIPS</b> (Ferrari 156)	<b>G. BAGHETTI</b> (Ferrari 156)
1962	<b>G. HILL</b> (BRM P578)	<b>J. CLARK</b> (Lotus 25-Climax)	<b>G. HILL</b> (BRM P578)
1963	<b>J. CLARK</b> (Lotus 25-Climax)	<b>J. SURTEES</b> (Ferrari 156)	<b>J. CLARK</b> (Lotus 25-Climax)
1964	<b>J. SURTEES</b> (Ferrari 158)	<b>J. SURTEES</b> (Ferrari 158)	<b>J. SURTEES</b> (Ferrari 158)
1965	<b>J. STEWART</b> (BRM P261)	<b>J. CLARK</b> (Lotus 33-Climax)	<b>J. CLARK</b> (Lotus 33-Climax)
1966	<b>L. SCARFIOTTI</b> (Ferrari 312)	<b>M. PARKES</b> (Ferrari 312)	<b>L. SCARFIOTTI</b> (Ferrari 312)



**ITALIAN GRAND PRIX: WIN, POLE & FASTEST LAP 1921-2016**

<b>YEAR</b>	<b>WINNER</b>	<b>POLE</b>	<b>FASTEST LAP</b>
1967	<b>J. SURTEES</b> (Honda RA300)	<b>J. CLARK</b> (Lotus 49 Ford)	<b>J. CLARK</b> (Lotus 49 Ford)
1968	<b>D. HULME</b> (McLaren M7A Ford)	<b>J. SURTEES</b> (Honda RA301)	<b>J. OLIVER</b> (Lotus 49B Ford)
1969	<b>J. STEWART</b> (Matra MS80 Ford)	<b>J. RINDT</b> (Lotus 49B Ford)	<b>J.P. BELTOISE</b> (Matra MS80 Ford)
1970	<b>C. REGAZZONI</b> (Ferrari 312B)	<b>J. ICKX</b> (Ferrari 312B)	<b>C. REGAZZONI</b> (Ferrari 312B)
1971	<b>P. GETHIN</b> (BRM P160)	<b>C. AMON</b> (Matra MS120B Simca)	<b>H. PESCAROLO</b> (March 711 Ford)
1972	<b>E. FITTIPALDI</b> (Lotus 72D Ford)	<b>J. ICKX</b> (Ferrari 312B2)	<b>J. ICKX</b> (Ferrari 312B2)
1973	<b>R. PETERSON</b> (Lotus 72D Ford)	<b>R. PETERSON</b> (Lotus 72D Ford)	<b>J. STEWART</b> (Tyrrel 006 Ford)
1974	<b>R. PETERSON</b> (Lotus 72E Ford)	<b>N. LAUDA</b> (Ferrari 312B3)	<b>C. PACE</b> (Brabham BT44 Ford)
1975	<b>C. REGAZZONI</b> (Ferrari 312 T)	<b>N. LAUDA</b> (Ferrari 312 T)	<b>C. REGAZZONI</b> (Ferrari 312 T)
1976	<b>R. PETERSON</b> (March 761)	<b>J. LAFFITE</b> (Ligier JS5 Matra)	<b>R. PETERSON</b> (March 761)
1977	<b>Mario ANDRETTI</b> (Lotus 78 Ford)	<b>J. HUNT</b> (McLaren M26 Ford)	<b>Mario ANDRETTI</b> (Lotus 78 Ford)
1978	<b>N. LAUDA</b> (Brabham BT46 Alfa Romeo)	<b>Mario ANDRETTI</b> (Lotus 79 Ford)	<b>Mario ANDRETTI</b> (Lotus 79 Ford)
1979	<b>J. SCHECKTER</b> (Ferrari 312 T4)	<b>J.P. JABOUILLE</b> (Renault RS10)	<b>C. REGAZZONI</b> (Ferrari 312 T4)
1980	<b>N. PIQUET</b> (Brabham BT49 Ford)	<b>R. ARNOUX</b> (Renault RE20)	<b>A. JONES</b> (Williams FW07B Ford)
1981	<b>A. PROST</b> (Renault RE30)	<b>R. ARNOUX</b> (Renault RE30)	<b>C. REUTEMANN</b> (Williams FW07C Ford)
1982	<b>R. ARNOUX</b> (Renault RE30B)	<b>Mario ANDRETTI</b> (Ferrari 126C2)	<b>R. ARNOUX</b> (Renault RE30B)
1983	<b>N. PIQUET</b> (Brabham BT52B BMW)	<b>R. PATRESE</b> (Brabham BT52B BMW)	<b>N. PIQUET</b> (Brabham BT52B BMW)
1984	<b>N. LAUDA</b> (McLaren MP4/2 TAG)	<b>N. PIQUET</b> (Brabham BT53 BMW)	<b>N. LAUDA</b> (McLaren MP4/2 TAG)

**ITALIAN GRAND PRIX: WIN, POLE & FASTEST LAP 1921-2016**

<b>YEAR</b>	<b>WINNER</b>	<b>POLE</b>	<b>FASTEST LAP</b>
1985	<b>A. PROST</b> (McLaren MP4/2B TAG)	<b>A. SENNA</b> (Lotus 97T Renault)	<b>N. MANSELL</b> (Williams FW10 Honda)
1986	<b>N. PIQUET</b> (Williams FW11 Honda)	<b>T. FABI</b> (Benetton B186 BMW)	<b>T. FABI</b> (Benetton B186 BMW)
1987	<b>N. PIQUET</b> (Williams FW11B Honda)	<b>N. PIQUET</b> (Williams FW11B Honda)	<b>A. SENNA</b> (Lotus 99T Honda)
1988	<b>G. BERGER</b> (Ferrari F187/88C)	<b>A. SENNA</b> (McLaren MP4/4 Honda)	<b>M. ALBORETO</b> (Ferrari F187/88C)
1989	<b>A. PROST</b> (McLaren MP4/5 Honda)	<b>A. SENNA</b> (McLaren MP4/5 Honda)	<b>A. PROST</b> (McLaren MP4/5 Honda)
1990	<b>A. SENNA</b> (McLaren MP4/5B Honda)	<b>A. SENNA</b> (McLaren MP4/5B Honda)	<b>A. SENNA</b> (McLaren MP4/5B Honda)
1991	<b>N. MANSELL</b> (Williams FW14 Renault)	<b>A. SENNA</b> (McLaren MP4/6 Honda)	<b>A. SENNA</b> (McLaren MP4/6 Honda)
1992	<b>A. SENNA</b> (McLaren MP4/7A Honda)	<b>N. MANSELL</b> (Williams FW14B Renault)	<b>N. MANSELL</b> (Williams FW14B Renault)
1993	<b>D. HILL</b> (Williams FW15C Renault)	<b>A. PROST</b> (Williams FW15C Renault)	<b>D. HILL</b> (Williams FW15C Renault)
1994	<b>D. HILL</b> (Williams FW16B Renault)	<b>J. ALESİ</b> (Ferrari 412T1B)	<b>D. HILL</b> (Williams FW16B Renault)
1995	<b>J. HERBERT</b> (Benetton B195 Renault)	<b>D. COULTHARD</b> (Williams FW17 Renault)	<b>G. BERGER</b> (Ferrari 412T2)
1996	<b>M. SCHUMACHER</b> (Ferrari F310)	<b>J. VILLENEUVE</b> (Williams FW18 Renault)	<b>M. SCHUMACHER</b> (Ferrari F310)
1997	<b>D. COULTHARD</b> (McLaren MP4/12 Mercedes)	<b>J. ALESİ</b> (Benetton B197 Renault)	<b>D. COULTHARD</b> (McLaren MP4/12 Mercedes)
1998	<b>M. SCHUMACHER</b> (Ferrari F300)	<b>M. SCHUMACHER</b> (Ferrari F300)	<b>M. HAKKINEN</b> (McLaren MP4/13 Mercedes)
1999	<b>H.H. FRENTZEN</b> (Jordan 199/5 Mugen Honda)	<b>M. HAKKINEN</b> (McLaren MP4/14/5 Mercedes)	<b>R. SCHUMACHER</b> (Williams FW21/5 Supertech)
2000	<b>M. SCHUMACHER</b> (Ferrari F1-2000/205)	<b>M. SCHUMACHER</b> (Ferrari F1-2000/205)	<b>M. HAKKINEN</b> (McLaren MP4/15/5 Mercedes)
2001	<b>J. P. MONTOYA</b> (Williams FW23/8 Bmw)	<b>J. P. MONTOYA</b> (Williams FW23/8 Bmw)	<b>R. SCHUMACHER</b> (Williams FW23/7 Bmw)
2002	<b>R. BARRICHELLO</b> (Ferrari F2002/224)	<b>J. P. MONTOYA</b> (Williams FW24/05 Bmw)	<b>R. BARRICHELLO</b> (Ferrari F2002/224)

**ITALIAN GRAND PRIX: WIN, POLE & FASTEST LAP 1921-2016**

<b>YEAR</b>	<b>WINNER</b>	<b>POLE</b>	<b>FASTEST LAP</b>
2003	<b>M. SCHUMACHER</b> (Ferrari F2003 GA/229)	<b>M. SCHUMACHER</b> (Ferrari F2003 GA/229)	<b>M. SCHUMACHER</b> (Ferrari F2003 GA/229)
2004	<b>R. BARRICHELLO</b> (Ferrari F2004/239)	<b>R. BARRICHELLO</b> (Ferrari F2004/239)	<b>R. BARRICHELLO</b> (Ferrari F2004/239)
2005	<b>J. P. MONTOYA</b> (McLaren MP4/20- 07 Mercedes)	<b>J. P. MONTOYA</b> (McLaren MP4/20- 07 Mercedes)	<b>K. RAIKKONEN</b> (McLaren MP4/20- 07 Mercedes)
2006	<b>M. SCHUMACHER</b> (Ferrari F1 248/255)	<b>K. RAIKKONEN</b> (McLaren MP4/21-05)	<b>K. RAIKKONEN</b> (McLaren MP4/21-05)
2007	<b>F. ALONSO</b> (McLaren MP4/22-06 Mercedes)	<b>F. ALONSO</b> (McLaren MP4/22-06 Mercedes)	<b>F. ALONSO</b> (McLaren MP4/22-06 Mercedes)
2008	<b>S. VETTEL</b> (Toro Rosso STR03-03 Ferrari)	<b>S. VETTEL</b> (Toro Rosso STR03-03 Ferrari)	<b>K. RAIKKONEN</b> (Ferrari F2008/269)
2009	<b>R. BARRICHELLO</b> (Brawn BGP001/01 Mercedes)	<b>L. HAMILTON</b> (McLaren MP4/24-04 Mercedes)	<b>A. SUTIL</b> (Force India VJM02/01 Mercedes)
2010	<b>F. ALONSO</b> (Ferrari F10/285)	<b>F. ALONSO</b> (Ferrari F10/285)	<b>F. ALONSO</b> (Ferrari F10/285)
2011	<b>S. VETTEL</b> (RedBull RB7/3 Renault)	<b>S. VETTEL</b> (RedBull RB7/3 Renault)	<b>L. HAMILTON</b> (McLaren MP4/26-01 Mercedes)
2012	<b>L. HAMILTON</b> (McLaren MP4/27 Mercedes)	<b>L. HAMILTON</b> (McLaren MP4/27 Mercedes)	<b>N. ROSBERG</b> (Mercedes F1 W03)
2013	<b>S. VETTEL</b> (RedBull RB9 Renault)	<b>S. VETTEL</b> (RedBull RB9 Renault)	<b>L. HAMILTON</b> (McLaren MP4/28 Mercedes)
2014	<b>L. HAMILTON</b> (Mercedes F1 W05)	<b>L. HAMILTON</b> (Mercedes F1 W05)	<b>L. HAMILTON</b> (Mercedes F1 W05)
2015	<b>L. HAMILTON</b> (Mercedes F1 W06)	<b>L. HAMILTON</b> (Mercedes F1 W06)	<b>L. HAMILTON</b> (Mercedes F1 W06)
2016	<b>N. ROSBERG</b> (Mercedes F1 W07)	<b>L. HAMILTON</b> (Mercedes F1 W07)	<b>F. ALONSO</b> (McLaren MP4-31)



**THE PODIUM OF THE ITALIAN GRAND PRIX 1921-2016**

<b>YEAR</b>	<b>CIRCUIT</b>	<b>WINNER</b>	<b>2ND</b>	<b>3RD</b>	<b>START</b>	<b>CLASSIFIED</b>
1921	BRESCIA (30 laps - 512 km)	J. GOUX (Ballot 3L)	J. CHASSOGNE (Ballot 3L)	L. WAGNER (Fiat 802)	6	3
1922	MONZA (80 laps x 10 km)	P. BORDINO (Fiat 804)	F. NAZZARO (Fiat 804)	P. DE VIZCAYA (Bugatti 30)	6	3
1923	MONZA (80 laps x 10 km)	C. SALAMANO (Fiat 805/405)	F. NAZZARO (Fiat 805)	MURPHY (Miller 122)	14	4
1924	MONZA (80 laps x 10 km)	Antonio ASCARI (Alfa Romeo P2 8C/2000)	L. WAGNER (Alfa Romeo P2 8C/2000)	G. CAMPARI (Alfa Romeo P2 8C/2000)	12	4
1925	MONZA (80 laps x 10 km)	G. BRILLI-PERI (Alfa Romeo P2)	G. CAMPARI (Alfa Romeo P2)	M. COSTANTINI (Bugatti 39)	16	8
1926	MONZA (60 laps x 10 km)	L. CHARAVEL (Bugatti 39A)	M. COSTANTINI (Bugatti 39A)	J. GOUX (Bugatti 39A)	16	2
1927	MONZA (50 laps x 10 km)	R. BENOIST (Delage 155B)	G. MORANDI (OM 865)	E. COOPER/P. KREIS (Miller 91)	6	6
1928	MONZA (60 laps x 10 km)	L. CHIRON (Bugatti 37A)	A. VARZI/G. CAMPARI (Alfa Romeo P2)	T. NUVOLARI (Bugatti 35C)	22	8
1930	MONZA (35 laps x 6,861 km)	A. VARZI (Maserati 8C-2500)	L. ARCANGELI (Maserati 8C-2500)	E. MASERATI (Maserati 16C-4000)	15	10
1931	MONZA (155 laps x 6,861 km 10 hours)	G. CAMPARI/ T. NUVOLARI (Alfa Romeo 8C/2300)	F. MINOJA/ B. BORZACCHINI (Alfa Romeo 8C/2300)	A. DIVO/ G. BOURIAT (Bugatti T51)	32	16
1932	MONZA (83 laps x 6,861 km 5 hours)	T. NUVOLARI (Alfa Romeo 8C/2600)	L. FAGIOLI (Maserati 16C/5000)	B. BORZACCHINI/ R. CARACCIOLA (Alfa Romeo 8C/2300)	16	11
1933	MONZA (50 laps x 6,861 km)	L. FAGIOLI (Alfa-Romeo 8C-2600)	T. NUVOLARI (Maserati 8CM)	G. ZEHENDER (Maserati 8CM)	20	13
1934	MONZA (166 laps x 4,310 km)	R. CARACCIOLA/ L. FAGIOLI (Mercedes-Benz W25)	H. STUCK/ E. LEININGEN (Auto Union A)	C.F. TROSSI/ G. COMOTTI (Alfa Romeo P3)	16	14
1935	MONZA (73 laps x 6,890 km)	H. STUCK (Auto Union B)	R. DREYFUS/ T. NUVOLARI (Alfa Romeo P3)	P. PIETSCH/ B. ROSEMEYER (Auto Union B)	17	5
1936	MONZA (72 laps x 6,890 km)	B. ROSEMEYER (Auto Union C)	T. NUVOLARI (Alfa Romeo 12C-36)	E. DELIUS (Auto Union C)	12	7
1937	LIVORNO (50 laps x 6,890 km)	R. CARACCIOLA (Mercedes-Benz W125)	H. LANG (Mercedes-Benz W125)	B. ROSEMEYER (Auto Union C)	15	10
1938	MONZA (60 laps x 6,890 km)	T. NUVOLARI (Auto Union D)	G. FARINA (Alfa Romeo 16C-316)	R. CARACCIOLA/ BRAUCHITSCH (Mercedes-Benz W154)	17	5

**THE PODIUM OF THE ITALIAN GRAND PRIX 1921-2016**

<b>YEAR</b>	<b>CIRCUIT</b>	<b>WINNER</b>	<b>2ND</b>	<b>3RD</b>	<b>START</b>	<b>CLASSIFIED</b>
1947	MILANO (100 laps x 3,447 km)	C.F. TROSSI (Alfa Romeo 158)	A. VARZI (Alfa Romeo 158)	C. SANESI (Alfa Romeo 158)	21	9
1948	TORINO (75 laps x 4,801 km)	J.P. WIMILLE (Alfa Romeo 158)	G. VILLORESI (Maserati 4CLT/48)	R. SOMMER (Ferrari 125)	20	11
1949	MONZA (80 laps x 6,300 km)	Alberto ASCARI (Ferrari 125)	P. ETANCELIN (Talbot-Lago T26 C)	B. BIRA (Maserati 4CLT/48)	24	9
1950	MONZA (80 laps x 6,300 km)	G. FARINA (Alfa Romeo 158)	D. SERAFINI/ AI. ASCARI (Ferrari 375)	U. FAGIOLI (Alfa Romeo 158)	27	7
1951	MONZA (80 laps x 6,300 km)	Alberto ASCARI (Ferrari 375)	J. F. GONZALES (Ferrari 375)	F. BONETTO/ G. FARINA (Alfa Romeo 159)	20	9
1952	MONZA (80 laps x 6,300 km)	Alberto ASCARI (Ferrari 500)	J. F. GONZALES (Maserati A6GCM)	L. VILLORESI (Ferrari 500)	24	15
1953	MONZA (80 laps x 6,300 km)	J. M. FANGIO (Maserati A6GCM)	G. FARINA (Ferrari 500)	L. VILLORESI (Ferrari 500)	30	16
1954	MONZA (80 laps x 6,300 km)	J. M. FANGIO (Mercedes-Benz W196)	M. HAWTHORN (Ferrari 625)	J. F. GONZALES/ U. MAGLIOLI (Ferrari 625)	20	11
1955	MONZA (50 laps x 10 km)	J. M. FANGIO (Mercedes-Benz W196)	P. TARUFFI (Mercedes-Benz W196)	E. CASTELLOTTI (Ferrari 555)	20	9
1956	MONZA (50 laps x 10 km)	S. MOSS (Maserati 250F)	P. COLLINS/ J.M. FANGIO (Lancia-Ferrari D50)	R. FLOCKHART (Connaught B7)	24	11
1957	MONZA (87 laps x 5,750 km)	S. MOSS (Vanwall VW5)	J. M. FANGIO (Maserati 250F)	W. VON TRIPS (Lancia-Ferrari D50)	18	11
1958	MONZA (70 laps x 5750 km)	T. BROOKS (Vanwall VW5)	M. HAWTHORN (Ferrari Dino 246)	P. HILL (Ferrari Dino 246)	21	7
1959	MONZA (72 laps x 5,750 km)	S. MOSS (Cooper T51-Climax)	P. HILL (Ferrari Dino 246)	J. BRABHAM (Cooper-Climax T45)	21	15
1960	MONZA (50 laps x 10 km)	P. HILL (Ferrari 246)	R. GINTHER (Ferrari 246)	W. MAIRESSE (Ferrari 246)	16	10
1961	MONZA (43 laps x 10 km)	P. HILL (Ferrari 156)	D. GURNEY (Porsche 718)	B. McLAREN (Cooper-Climax T55)	32	12
1962	MONZA (86 laps x 5,750 km)	G. HILL (BRM P578)	R. GINTHER (BRM P578)	B. McLAREN (Cooper T70-Climax)	21	12

**THE PODIUM OF THE ITALIAN GRAND PRIX 1921-2016**

<b>YEAR</b>	<b>CIRCUIT</b>	<b>WINNER</b>	<b>2ND</b>	<b>3RD</b>	<b>START</b>	<b>CLASSIFIED</b>
1963	MONZA (86 laps x 5,750 km)	J. CLARK (Lotus 25-Climax)	R. GINTHER (BRM P578)	B. McLAREN (Cooper T66-Climax)	20	16
1964	MONZA (78 laps x 5,750 km)	J. SURTEES (Ferrari 158)	B. McLAREN (Cooper T73-Climax)	L. BANDINI (Ferrari 158)	20	13
1965	MONZA (76 laps x 5,750 km)	J. STEWART (BRM P261)	G. HILL (BRM P261)	D. GURNEY (Brabham BT11-Climax)	23	14
1966	MONZA (68 laps x 5,750 km)	L. SCARFIOTTI (Ferrari 312)	M. PARKES (Ferrari 312)	D. HULME (Brabham BT20-Repco)	20	10
1967	MONZA (68 laps x 5,750 km)	J. SURTEES (Honda RA300)	J. BRABHAM (Brabham BT24 Repco)	J. CLARK (Lotus 49 Ford)	18	7
1968	MONZA (68 laps x 5,750 km)	D. HULME (McLaren M7A Ford)	J. SERVOZ-GAVIN (Matra MS10 Ford)	J. ICKX (Ferrari 312)	20	6
1969	MONZA (68 laps x 5,750 km)	J. STEWART (Matra MS80 Ford)	J. RINDT (Lotus 49B Ford)	J. P. BELTOISE (Matra MS80 Ford)	15	7
1970	MONZA (68 laps x 5,750 km)	C. REGAZZONI (Ferrari 312B)	J. STEWART (March 701 Ford)	J. P. BELTOISE (Matra-Simca MS120)	20	9
1971	MONZA (68 laps x 5,750 km)	P. GETHIN (BRM P160)	R. PETERSON (March 711 Ford)	F. CEVERT (Tyrrell 002 Ford)	23	10
1972	MONZA (55 laps x 5,775 km)	E. FITTIPALDI (Lotus 72D Ford)	M. HAILWOOD (Surtess TS9B Ford)	D. HULME (McLaren M19C Ford)	25	13
1973	MONZA (55 laps x 5,775 km)	R. PETERSON (Lotus 72D Ford)	E. FITTIPALDI (Lotus 72D Ford)	P. REVSON (McLaren M23 Ford)	24	15
1974	MONZA (52 laps x 5,780 km)	R. PETERSON (Lotus 72E Ford)	E. FITTIPALDI (McLaren M23 Ford)	J. SCHECKTER (Tyrrell 007 Ford)	25	11
1975	MONZA (52 laps x 5,780 km)	C. REGAZZONI (Ferrari 312 T)	E. FITTIPALDI (McLaren M23 Ford)	N. LAUDA (Ferrari 312 T)	26	14
1976	MONZA (52 laps x 5,800 km)	R. PETERSON (March 761)	C. REGAZZONI (Ferrari 312 T2)	J. LAFFITE (Ligier JS5 Matra)	26	19
1977	MONZA (52 laps x 5,800 km)	Mario ANDRETTI (Lotus 78 Ford)	N. LAUDA (Ferrari 312 T2)	A. JONES (Shadow DN8 Ford)	24	9
1978	MONZA (52 laps x 5,800 km)	N. LAUDA (Brabham BT46 Alfa Romeo)	J. WATSON (Brabham BT46 Alfa Romeo)	C. REUTEMANN (Ferrari 312 T3)	24	15
1979	MONZA (50 laps x 5,800 km)	J. SCHECKTER (Ferrari 312 T4)	J. VILLENEUVE (Ferrari 312 T4)	C. REGAZZONI (Willimas FW07 Ford)	24	14
1980	IMOLA (60 laps x 5 km)	N. PIQUET (Brabham BT49 Ford)	A. JONES (Williams FW07B Ford)	C. REUTEMANN (Williams FW07B Ford)	24	12



**THE PODIUM OF THE ITALIAN GRAND PRIX 1921-2016**

<b>YEAR</b>	<b>CIRCUIT</b>	<b>WINNER</b>	<b>2ND</b>	<b>3RD</b>	<b>START</b>	<b>CLASSIFIED</b>
1981	MONZA (52 laps x 5,800 km)	A. PROST (Renault RE30)	A. JONES (Williams FW07C Ford)	C. REUTEMANN (Williams FW07C Ford)	24	10
1982	MONZA (52 laps x 5,800 km)	R. ARNOUX (Renault RE30B)	P. TAMBAY (Ferrari 126C2)	Mario ANDRETTI (Ferrari 126C2)	26	12
1983	MONZA (52 laps x 5,800 km)	N. PIQUET (Brabham BT52B BMW)	R. ARNOUX (Ferrari 126C3)	E. CHEEVER (Renault RE40)	26	13
1984	MONZA (51 laps x 5,800 km)	N. LAUDA (McLaren MP4/2 TAG)	M. ALBORETO (Ferrari 126C4)	R. PATRESE (Alfa Romeo 184T)	25	10
1985	MONZA (51 laps x 5,800 km)	A. PROST (McLaren MP4/2B TAG)	N. PIQUET (Brabham BT54 BMW)	A. SENNA (Lotus 97T Renault)	26	13
1986	MONZA (51 laps x 5,800 km)	N. PIQUET (Williams FW11 Honda)	N. MANSELL (Williams FW11 Honda)	S. JOHANSSON (Ferrari F186)	27	11
1987	MONZA (50 laps x 5,800 km)	N. PIQUET (Williams FW11B Honda)	A. SENNA (Lotus 99T Honda)	N. MANSELL (Williams FW11B Honda)	26	16
1988	MONZA (51 laps x 5,800 km)	G. BERGER (Ferrari F187/88C)	M. ALBORETO (Ferrari F187/88C)	E. CHEEVER (Arrows A10B Megatron)	26	13
1989	MONZA (53 laps x 5,800 km)	A. PROST (McLaren MP4/5 Honda)	G. BERGER (Ferrari 640)	T. BOUTSEN (Williams FW12C Renault)	26	11
1990	MONZA (53 laps x 5,800 km)	A. SENNA (McLaren MP4/5B Honda)	A. PROST (Ferrari 641)	G. BERGER (McLaren MP4/5B Honda)	26	13
1991	MONZA (53 laps x 5,800 km)	N. MANSELL (Williams FW14 Renault)	A. SENNA (McLaren MP4/6 Honda)	A. PROST (Ferrari 643)	26	16
1992	MONZA (53 laps x 5,800 km)	A. SENNA (McLaren MP4/7A Honda)	M. BRUNDLE (Benetton B192 Ford)	M. SCHUMACHER (Benetton B192 Ford)	26	11
1993	MONZA (53 laps x 5,800 km)	D. HILL (Williams FW15C Renault)	J. ALESI (Ferrari F93A)	Michael ANDRETTI (McLaren MP4/8 Ford)	26	14
1994	MONZA (53 laps x 5,800 km)	D. HILL (Williams FW16B Renault)	G. BERGER (Ferrari 412T1B)	M. HAKKINEN (McLaren MP4/9 Peugeot)	26	10
1995	MONZA (53 laps x 5,770 km)	J. HERBERT (Benetton B195 Renault)	M. HAKKINEN (McLaren MP4/10B Mercedes)	H.H. FRENTZEN (Sauber C14 Ford)	24	10
1996	MONZA (53 laps x 5,770 km)	M. SCHUMACHER (Ferrari F310)	J. ALESI (Benetton B196 Renault)	M. HAKKINEN (McLaren MP4/11 Mercedes)	21	10
1997	MONZA (53 laps x 5,770 km)	D. COULTHARD (McLaren MB4/12 Mercedes)	J. ALESI (Benetton B197 Renault)	H.H. FRENTZEN (Williams FW19 Renault)	22	14
1998	MONZA (53 laps x 5,770 km)	M. SCHUMACHER (Ferrari F300)	E. IRVINE (Ferrari F300)	R. SCHUMACHER (Jordan 198 Mugen Honda)	22	13

**THE PODIUM OF THE ITALIAN GRAND PRIX 1921-2016**

YEAR	CIRCUIT	WINNER	2ND	3RD	START	CLASSIFIED
1999	MONZA (53 laps x 5,770 km)	H.H. FRENTZEN (Jordan 199/5 Mugen Honda)	R. SCHUMACHER (Willimas FW21/6 Supertec)	M. SALO (Ferrari F399/195)	22	11
2000	MONZA (53 laps x 5,793 km)	M. SCHUMACHER (Ferrari F1-2000/205)	M. HAKKINEN (McLaren MP4/15-4 Mercedes)	R. SCHUMACHER (Williams FW 22/2 Bmw)	22	12
2001	MONZA (53 laps x 5,793 km)	J. P. MONTOYA (Williams FW23/8 Bmw)	R. BARRICHELLO (Ferrari F2001/206)	R. SCHUMACHER (Williams FW23/7 Bmw)	22	13
2002	MONZA (53 laps x 5,793 km)	R. BARRICHELLO (Ferrari F2002/224)	M. SCHUMACHER (Ferrari F2002/224)	E. IRVINE (Jaguar R3/05 Cosworth)	20	13
2003	MONZA (53 laps x 5,793 km)	M. SCHUMACHER (Ferrari F2003 GA/229)	J. P. MONTOYA (Williams FW25/05 Bmw)	R. BARRICHELLO (Ferrari F2003 GA/233)	20	13
2004	MONZA (53 laps x 5,793 km)	R. BARRICHELLO (Ferrari F2004/239)	M. SCHUMACHER (Ferrari F2004/240)	J. BUTTON (BAR Honda 006/05)	20	15
2005	MONZA (53 laps x 5,793 km)	J. P. MONTOYA (McLaren MP4/20- 07 Mercedes)	F. ALONSO (Renault R23/07)	G. FISICHELLA (Renault R25/06)	20	20
2006	MONZA (53 laps x 5,793 km)	M. SCHUMACHER (Ferrari F1 248/255)	K. RAIKKONEN (McLaren MP4/21-05)	R. KUBICA (Bmw Sauber F1.06/05)	22	17
2007	MONZA (53 laps x 5,793 km)	F. ALONSO (McLaren MP4/22-06 Mercedes)	L. HAMILTON (McLaren MP4/22-01 Mercedes)	K. RAIKKONEN (Ferrari F2007/262)	22	20
2008	MONZA (53 laps x 5,793 km)	S. VETTEL (Toro Rosso STR03-03 Ferrari)	H. KOVALAINEN (McLaren MP4/23-05 Mercedes)	R. KUBICA (Bmw Sauber F1.09/05)	20	19
2009	MONZA (53 laps x 5,793 km)	R. BARRICHELLO (Brawn BGP001/01 Mercedes)	J. BUTTON (Brawn BGP001/02 Mercedes)	K. RAIKKONEN (Ferrari F60/279)	20	16
2010	MONZA (53 laps x 5,793 km)	F. ALONSO (Ferrari F10/285)	J. BUTTON (McLaren MP4/25-03 Mercedes)	F. MASSA (Ferrari F10/284)	24	20
2011	MONZA (53 laps x 5,793 km)	S. VETTEL (RedBull RB7/3 Renault)	J. BUTTON (McLaren MP4/26-04 Mercedes)	F. ALONSO (Ferrari 150 Italia/290)	24	15
2012	MONZA (53 laps x 5,793 km)	L. HAMILTON (McLaren MP4/27 Mercedes)	S. PEREZ (Sauber C31 Ferrari)	F. ALONSO (Ferrari F2012)	24	22
2013	MONZA (53 laps x 5,793 km)	S. VETTEL (RedBull RB9 Renault)	F. ALONSO (Ferrari)	M. WEBBER (RedBull RB9 Renault)	22	20
2014	MONZA (53 laps x 5,793 km)	L. HAMILTON (Mercedes F1 W05)	N. ROSBERG (Mercedes F1 W05)	F. MASSA (Williams FW36)	22	20
2015	MONZA (53 laps x 5,793 km)	L. HAMILTON (Mercedes F1 W06)	S. VETTEL (Ferrari SF15-T)	F. MASSA (Williams FW37)	20	18
2016	MONZA (53 laps x 5,793 km)	N. ROSBERG (Mercedes F1 W07)	L. HAMILTON (Mercedes F1 W07)	S.VETTEL (Ferrari SF16-H)	22	18

**DRIVERS' PRESENCES AT THE ITALIAN GRAND PRIX**

	<b>DRIVER</b>	<b>TOT</b>	<b>BEST RACE RESULT</b>	<b>BEST QUALIFYING RESULT</b>
44	Lewis HAMILTON	10	2012 - 1° - McLAREN 2014/2015 - 1° - MERCEDES	2009/2012 - 1° - McLAREN 2014/2015/2016 - 1° - MERCEDES
77	Valtteri BOTTAS	4	2014/2015 - 4° - WILLIAMS	2014 - 3° - WILLIAMS
5	Sebastian VETTEL	10	2008 - 1° - TORO ROSSO 2011/2013 - 1° - RED BULL	2008 - 1° - TORO ROSSO 2011/2013 - 1° - RED BULL
7	Kimi RAIKKONEN	14	2006 - 2° - McLAREN	2006 - 1° - McLAREN
3	Daniel RICCIARDO	6	2014/2016 - 5° - RED BULL	2016 - 6° - RED BULL
33	Max VERSTAPPEN	2	2016 - 7° - RED BULL	2016 - 7° - RED BULL
11	Sergio PEREZ	7	2012 - 2° - SAUBER	2015 - 7° - FORCE INDIA
31	Esteban OCON	1	2016 - 18° - MRT	2016 - NC - MRT
18	Lance STROLL	-	-	-
19	Felipe MASSA	13	2010 - 3° - FERRARI 2014/2015 - 3° - WILLIAMS	2010/2012 - 3° - FERRARI
26	Daniil KVYAT	2	2015 - 10° - RED BULL	2015 - 14° - RED BULL
55	Carlos SAINZ	2	2015 - 11° - TORO ROSSO	2015 - 13° - TORO ROSSO
8	Romain GROSJEAN	5	2013 - 8° - LOTUS	2015 - 8° - LOTUS
20	Kevin MAGNUSSEN	1	2016 - 17° - RENAULT	2016 - 21° - RENAULT
27	Nico HULKENBERG	6	2013 - 5° - SAUBER	2013 - 3° - SAUBER
30	Jolyon PALMER	1	2016 - NC - RENAULT	2016 - 20° - RENAULT
2	Stoffel VANDORNE	-	-	-
14	Fernando ALONSO	15	2007 - 1° - McLAREN 2010 - 1° - FERRARI	2007 - 1° - McLAREN 2010 - 1° - FERRARI
9	Marcus ERICSSON	2	2015 - 9° - SAUBER	2015 - 10° - SAUBER
94	Pascal WEHRLEIN	1	2016 - NC - MRT	2016 - 14° - MRT



**TEAMS' PRESENCES AT THE ITALIAN GRAND PRIX 1921-2016**

<b>TEAM</b>	<b>GP</b>	<b>1st</b>	<b>2nd</b>	<b>3rd</b>	<b>POLE</b>	<b>FASTEST LAP</b>
<b>FERRARI</b>	<b>68</b>	<b>18</b>	<b>26</b>	<b>23</b>	<b>19</b>	<b>19</b>
<b>McLAREN</b>	<b>49</b>	<b>10</b>	<b>9</b>	<b>5</b>	<b>11</b>	<b>12</b>
<b>WILLIAMS</b>	<b>41</b>	<b>6</b>	<b>5</b>	<b>10</b>	<b>6</b>	<b>9</b>
TYRRELL	28	-	2	-	-	1
LIGIER - PROST	26	-	1	1	-	-
ARROW - FOOTWORK	23	-	1	-	-	-
<b>SAUBER</b>	<b>23</b>	-	<b>3</b>	<b>2</b>	-	-
BENETTON	21	1	3	1	2	1
MINARDI	21	-	-	-	-	-
<b>RENAULT</b>	<b>19</b>	<b>2</b>	<b>1</b>	<b>2</b>	<b>3</b>	<b>1</b>
JORDAN	15	1	1	-	-	-
<b>RED BULL RACING</b>	<b>12</b>	<b>2</b>	-	<b>1</b>	<b>2</b>	-
<b>SCUDERIA TORO ROSSO</b>	<b>11</b>	<b>1</b>	-	-	<b>1</b>	-
<b>FORCE INDIA</b>	<b>9</b>	-	-	-	-	<b>1</b>
HONDA	8	1	-	-	1	-
TOYOTA	8	-	-	-	-	-
BAR	7	-	-	1	-	-
<b>MERCEDES AMG PETRONAS</b>	<b>7</b>	<b>3</b>	<b>2</b>	-	<b>3</b>	<b>4</b>
MANOR RACING MRT	6	-	-	-	-	-
JAGUAR	5	-	-	1	-	-
LOTUS F1 TEAM	5	-	-	-	-	-
CATERHAM	3	-	-	-	-	-
SUPER AGURI	2	-	-	-	-	-
HRT F1 TEAM	2	-	-	-	-	-
VIRGIN RACING	2	-	-	-	-	-
BAR - HONDA	1	-	-	-	-	-
BRAWN GP	1	1	1	-	-	-
<b>HAAS F1 TEAM</b>	<b>1</b>	-	-	-	-	-
MF1 RACING	1	-	-	-	-	-
SPYKER	1	-	-	-	-	-

**Other Italian Grand Prix Winners**

ALFA ROMEO (1924, 1925, 1931, 1932, 1933, 1947, 1948, 1949, 1950), LOTUS (1963, 1972, 1973, 1974, 1977), MERCEDES-BENZ (1934, 1937, 1954, 1955); AUTO UNION (1935, 1936, 1938), BRABHAM (1978, 1980, 1983), BRM (1962, 1965, 1971), FIAT (1922, 1923), BUGATTI (1926, 1928), MASERATI (1953, 1956), VANWALL (1957, 1958), COOPER-CLIMAX (1959), HONDA (1967), MATRA-FORD (1969), MARCH (1976), BALLOT (1921), DELAGE (1927)

**F1 ITALIAN GRAND PRIX RACE RECORDS**

<b>Description</b>	<b>Record</b>	<b>Year - Details</b>
Fewest retirements	0	2005 - 20 starters, 20 finishers
Most overtakes for the lead	40	1965
Smallest winning margin	0.01 sec	1971 - Peter Gethin (BRM) from Ronnie Peterson (March-Ford)
Highest average race speed (winner)	247,585 km/h	2003 - Michael Schumacher (Ferrari)
Highest average lap speed (in practices)	262,242 km/h	2004 - Juan Pablo Montoya (Williams-BMW)
Highest average lap speed (pole position)	260,395 km/h	2004 - Rubens Barrichello (Ferrari)
Highest top speed	372,2 km/h	2005 - Juan Pablo Montoya (Williams-BMW)
Shortest race without a red flag	1h14m19.838	2003

**2016 FIA F1 ITALIAN GRAND PRIX QUALIFYING CLASSIFICATION**

	<b>DRIVER</b>	<b>TEAM</b>	<b>Q1</b>	<b>Q2</b>	<b>Q3</b>
1	Lewis Hamilton	Mercedes	1:21.854	1:21.498	1:21.135
2	Nico Rosberg	Mercedes	1:22.497	1:21.809	1:21.613
3	Sebastian Vettel	Ferrari	1:23.077	1:22.275	1:21.972
4	Kimi Räikkönen	Ferrari	1:23.217	1:22.568	1:22.065
5	Valtteri Bottas	Williams Mercedes	1:23.264	1:22.499	1:22.388
6	Daniel Ricciardo	Red Bull Racing Tag Heuer	1:23.158	1:22.638	1:22.389
7	Max Verstappen	Red Bull Racing Tag Heuer	1:23.229	1:22.857	1:22.411
8	Sergio Perez	Force India Mercedes	1:23.439	1:22.922	1:22.814
9	Nico Hulkenberg	Force India Mercedes	1:23.259	1:22.951	1:22.836
10	Esteban Gutierrez	Haas Ferrari	1:23.386	1:22.856	1:23.184
11	Felipe Massa	Williams Mercedes	1:23.489	1:22.967	
12	Romain Grosjean	Haas Ferrari	1:23.421	1:23.092	
13	Fernando Alonso	McLaren Honda	1:23.783	1:23.273	
14	Pascal Wehrlein	Mrt Mercedes	1:23.760	1:23.315	
15	Jenson Button	McLaren Honda	1:23.666	1:23.399	
16	Carlos Sainz	Toro Rosso Ferrari	1:23.661	1:23.496	
17	Daniil Kvyat	Toro Rosso Ferrari	1:23.825		
18	Felipe Nasr	Sauber Ferrari	1:23.956		
19	Marcus Ericsson	Sauber Ferrari	1:24.087		
20	Jolyon Palmer	Renault	1:24.230		
21	Kevin Magnussen	Renault	1:24.436		
NC	Esteban Ocon	Mrt Mercedes	DNF		



**2016 FIA F1 ITALIAN GRAND PRIX RACE CLASSIFICATION**

	<b>DRIVER</b>	<b>TEAM</b>	<b>TIME / GAP</b>	<b>POINTS</b>
1	Nico Rosberg	Mercedes	53 laps in 1:17:28.089	25
2	Lewis Hamilton	Mercedes	+15.070s	18
3	Sebastian Vettel	Ferrari	+20.990s	15
4	Kimi Räikkönen	Ferrari	+27.561s	12
5	Daniel Ricciardo	Red Bull Racing Tag Heuer	+45.295s	10
6	Valtteri Bottas	Williams Mercedes	+51.015s	8
7	Max Verstappen	Red Bull Racing Tag Heuer	+54.236s	6
8	Sergio Perez	Force India Mercedes	+64.954s	4
9	Felipe Massa	Williams Mercedes	+65.617s	2
10	Nico Hulkenberg	Force India Mercedes	+78.656s	1
11	Romain Grosjean	Haas Ferrari	+1 lap	0
12	Jenson Button	McLaren Honda	+1 lap	0
13	Esteban Gutierrez	Haas Ferrari	+1 lap	0
14	Fernando Alonso	McLaren Honda	+1 lap	0
15	Carlos Sainz	Toro Rosso Ferrari	+1 lap	0
16	Marcus Ericsson	Sauber Ferrari	+1 lap	0
17	Kevin Magnussen	Renault	+1 lap	0
18	Esteban Ocon	Mrt Mercedes	+2 laps	0
NC	Daniil Kvyat	Toro Rosso Ferrari	DNF	0
NC	Pascal Wehrlein	Mrt Mercedes	DNF	0
NC	Jolyon Palmer	Renault	DNF	0
NC	Felipe Nasr	Sauber Ferrari	DNF	0

**FASTEST LAP**

Fernando Alonso 1:25.340 on lap 51

## ATTENDACE FROM 2005

	2005	2006	2007	2008	2009	2010	2011	2012	2013	2014	2015	2016
Thursday					2.000*	3.000*	4.000*	4.000*	4.000*	4.000*	4.500*	11.000*
Friday	12.000	15.000	15.000	12.000	10.000	15.000	20.000	20.000	21.000	20.000	21.000	22.000
Saturday	25.000	30.000	35.000	30.000	25.000	30.000	32.000	30.000	45.000	40.000	43.000	45.000
Sunday	60.000	80.000	95.000	90.000	75.000	85.000	90.000	90.000	90.000	80.000	80.000	60.000
<b>Total</b>	<b>97.000</b>	<b>125.000</b>	<b>145.000</b>	<b>132.000</b>	<b>112.000</b>	<b>133.000</b>	<b>146.000</b>	<b>144.000</b>	<b>160.000</b>	<b>144.000</b>	<b>154.000**</b>	<b>140.000</b>

\* Thursday "Walk about" + "Drivers' Autograph Session" spectators

\*\* Included 5.500 Personnel, Invited Guests, etc.

### **RECORD:**

**2000 F.1 Italian Grand Prix with 161.500 spectators**

## USEFUL NUMBERS

### EMERGENCY

European Emergency number (Carabineers - Police - First Aid) . . . . . 112  
ACI Road Assistance . . . . . 803.116

---

### MONZA

Town Hall ([www.comune.monza.it](http://www.comune.monza.it)) . . . . . (+39) 039 23721  
Police Station . . . . . (+39) 039 24101  
Carabineers Station . . . . . (+39) 039 323324  
S. Gerardo Hospital . . . . . (+39) 039 2332225  
Radio Taxi Monza . . . . . (+39) 039 36379  
Camping . . . . . (+39) 3394458573

---

### MILANO HOSPITALS

C.T.O. . . . . (+39) 02 57991  
Maggiore (Policlinico) . . . . . (+39) 02 5503  
Niguarda . . . . . (+39) 02 64441  
San Carlo . . . . . (+39) 02 40221  
San Raffaele . . . . . (+39) 02 26431  
Fatebenefratelli . . . . . (+39) 02 63631  
Gaetano Pini . . . . . (+39) 02 58296223  
Luigi Sacco . . . . . (+39) 02 39041  
San Paolo . . . . . (+39) 02 81841

---

### AIRPORTS

Malpensa Call Center ([www.seamilano.eu](http://www.seamilano.eu)) . . . . . (+39) 02 232323  
Linate Call Center ([www.seamilano.eu](http://www.seamilano.eu)) . . . . . (+39) 02 74852200  
Orio al Serio ([www.sacbo.it](http://www.sacbo.it)) . . . . . (+39) 035 326323

---

### RAILWAY STATIONS

Call Center ([www.trenitalia.it](http://www.trenitalia.it)) . . . . . 800 892021



## THE AUTODROME INSTALLATIONS

The Monza autodrome, the biggest motor sports centre in Italy and one of the most complete and famous in the world, consists of:

- 3 tracks: the Grand Prix Track, 5,793 m long, the Junior Track, floodlit for evening races, 2,405 m long, the Speed Track with banked curves for record attempts and technical tests, 4,250 m long.
- fixed stands of 56,296 seats; seats on tiers 17,578; infield seats 118,865. In all 192,739 seats.
- pit complex, including, besides the 60 pits, rooms for race control, time keeping and the press office and other services, technical and organizational services, hospitality rooms.
- medical centre with emergency heliport.
- public relations and services buildings.
- olympic swimming pool 50 x 18 m, with facilities.
- international campsite with a capacity of 600 people, with facilities.
- car model track.



## AUTODROMO NAZIONALE MONZA HISTORY

The Autodromo Nazionale Monza has been the third permanent installation built in the world after Brooklands in England (1907) and Indianapolis in America (1909). It has always been the most important Italian autodrome and one of the most prestigious places for motor events internationally.

Indeed, during its more than 90 years of activity, it has hosted 78 editions of the Italian Grand Prix, 40 editions of the motorcycle Grand Prix of Nations and 37 editions of "1000 Kms di Monza" (Filippo Caracciolo Trophy) for Sport Prototype cars.

The construction of the Monza autodrome was decided in January 1922 by the Automobile Club of Milan to satisfy the request of the Italian car industry involved in sporting activities, and to celebrate the 25th anniversary of the Club's founding which happened, in an embryonic form, in 1897 (the official founding was in 1903).

The project was supported by the president of the Automobile Club of Milan senator Silvio Crespi and by its director Arturo Mercanti, who assigned the job to architect Alfredo Rosselli. Work began on May 15th 1922 and was completed in the record time of 110 days: 3500 workers were employed for the construction of the autodrome with 200 wagons, 30 lorries and a narrow-gauge railway 5 kilometres long.

The circuit included a high-speed loop 4.5 kilometres long featuring two banked curves linked by two straights, each 1070 metres long. The two curves lay on an embankment rising 2.6 metres above the ground. These curves had a radius of 320 metres and made a theoretical top speed of 180-190 kilometres per hour possible. The road track was 5.5 kilometres long, with a maximum roadbed width of 12 metres. The two straights intersected on two levels in the Serraglio zone.

The public was received in the central grandstand (3000 seats), in six side stands entirely built of wood and masonry (1000 seats each), and in some stands along the track.

After the autodrome's official opening on September 3rd 1922, with a race run with Voiturettes won by Pietro Bordino on a racing model Fiat 501, on September 10th the 2nd Italian Grand Prix took place, won again by Bordino on a Fiat 804. The 1st Italian Grand Prix had taken place the year before at the Montichiari circuit, near Brescia, still organized by the Automobile Club of Milan.

All the events were run on the full 10-kilometre track until 1928, when the Grand Prix was temporarily suspended for two years, due to the serious accident occurred to Materassi (cars competed only in the Monza Grand Prix, run on the highspeed loop).





## AUTODROMO NAZIONALE MONZA HISTORY

The Italian Grand Prix was run again in 1931 on the so-called "Florio circuit" (6800 metres), which made use only of the road track and the banked curve on the south. The full circuit was used again in the following two years.

From 1934 to 1938 an extensive program of modifications to the racing facilities was put into effect: two banked curves of "highspeed" were pulled down, the central straight was shifted westward and linked to the grandstand straight by two bends, called the "porphyry bends" due to the stone paving applied. Moreover, new pits and service buildings and a new grandstand were built. The new track measured 6300 metres and could be used only from 1948 when the autodrome resumed its activities after the war.

In 1955, the high-speed loop was put back in use. This track was 4250 metres long with banked curves with superelevation with slope increasing progressively to 80% in the top band. The curves were built on reinforced concrete structures instead of on an earth embankment as originally, and were calculated for theoretical top speeds of approx. 285 kilometres per hour. The road track's length was reduced to 5750 metres and the two "porphyry" bends were replaced by a curve with a single pitch that was called the "parabolic" due to its increasing radius toward the exit. Other improvements and enlargements were made to the service buildings.

In 1959, a track link was created connecting the grandstand straight with the central straight. This link, together with the "parabolic" curve, gave rise to the Junior track (2405 metres long). In 1961, a vast plan for safety works was put into effect, including the adoption of reinforced fences and guard-rails. After the construction, in 1962, of the pavilion to house motor cars and vehicles of historical interest, in 1963 the pit area was entirely rebuilt according to more rational and modern standards, with a new 3-storey building for race control officials.





## AUTODROMO NAZIONALE MONZA HISTORY

To reduce the very high and dangerous speeds of Formula One cars, two chicanes were built in 1972; the first was located on the grandstand straight, while the second was situated at the entrance of the "Ascari" curve. These chicanes were modified between 1974 and 1976 and became proper variants. At the same time, another variant at the entrance of the first Lesmo curve was built. These modifications brought the length of the circuit to 5800 metres.

Between 1989 and 1990, the pit zone was completely renewed, by building a two-storey structure measuring approx. 196 metres in length and about 13 metres in width, occupying about the same space as the old pits. On the ground floor the pit system is made up of 48 modular units, each having a 4 m frontage, that can be combined, thanks to movable wall panels, to form 16 pits of 3 units each, suitable for 16 Formula 1 two-car teams. The first floor is occupied by offices and hospitality rooms, as well as by a welcoming and rational press room suitable to accommodate almost 550 journalists, with rooms for telephone and fax services. The second terraced-floor is reserved as hospitality area. Avant-garde systems for the management of the internal services of the autodrome and for the gathering and transmission of track-data have also been realised.

In 1995, moreover, to comply with the security standards set by FIA, some modifications were made to various parts of the track ("Grande" curve, Roggia variant, Lesmo curves), without drastically changing the structure of the track, leaving the lay-out practically unchanged. The "Grande" curve and the whole section of the Lesmo curves were moved back (with the contemporary reduction of their radii) to create bigger run-off spaces which have now changed, in the most critical points, from 50 m to 118 m and from 20 m to 60 m, respectively. The Roggia variant design and radii have not been modified, but it has been anticipated by approx. 50 metres to put it in a position with bigger run-off spaces. The total length of the track has now been reduced to 5770 metres.



## AUTODROMO NAZIONALE MONZA HISTORY

In 1998 the finish line had been withdrawn of 250 meters circa. Now it's situated near the entrance of the pit lane. Among the most recent improvements, there also is the construction of a new medical centre (larger and modern and located in an area easily accessible from the paddock).

The last modification of the track in order of time dates back to summer 2000 when the First Variante's and Roggia Variante's track sections have been redesigned to increase the safety according to drivers' and F.I.A. demands. The First Variante, above all, which was made up by a double ess with left-right-left curves, had been transformed in a double right-left curve more narrow and slow that constrains the drivers to hold a speed of about 70-80 km/h instead of about 110 hold previously. The track had been brought again along the historic axis, while the left part of the asphalt is now used as a safety area.

Of minor importance is the modification worked on the Roggia Variante, the straight of which, between the entrance and the exit, is been lengthened of 10 meters. These two operations have increased the length of the Stradale Track from 5.770 to current 5.793 meters. Concerning the logistic and services structures, in autumn 2001 has begun a big reconstructive and constructive works of buildings.

The pit building has been lengthened of 50 metres on the south flank to increase the number of the pits from 48 to 60 and to create new areas for facilities and race control. Now the pit building is 254,30 metres long. A new paddock for support races, with track access on Rettilineo centrale, has been built next to the F1 paddock.

Near the north flank of the pit building has been constructed a new three floor building in which we find hospitalities, offices, data processing center and catering services. Even the podium is new and now it is situated over the pit wall, connected by a platform to the first floor of the pit building.

Other modifications regard the 4 metres enlargement of the pit lane and the new location of the "villaggio", with shops, bar, bank, now situated in the ex festival pavilion. The old area of "villaggio" is now part of the paddock. The pit building was completed with the enlargement towards the paddock from 12,90 metres to 21,50 metres.

### The High-Speed Track

In 1955 it was decided to undertake works which would transform the entire installation, making it more functional. A circuit with total length of 10 kilometres was put back in use including, like the original 1922 plan, a road section and high-speed section meeting the new competition requirements and suitable for record attempts. A loop with two banked curves was built following the 1922 plan, except that the track was set back on the south side to allow for an underpass and there was an intersection with the road circuit similar to the original one. The new high-speed track was 4,250 metres long and was built on reinforced concrete structures instead of an earth embankment as originally. The two big banked curves with radii of 320 metres and superelevation with slope increasing progressively to 80% in the top band were calculated for theoretical top speeds of approximately 285 kilometres per hour.





## AUTODROMO NAZIONALE MONZA HISTORY

The 1955 e 1956 Italian Grand Prix were run on the full 10-km track and they were won respectively by Fangio on Mercedes and Moss on Maserati, the last driver with an average speed of 208.787 km/h.

In 1960 and 1961, the Italian Grand Prix was again run on the full 10-km track, and both editions were won by Phil Hill on Ferrari at an average speed of 212.534 km/h when using a 2.500 cc car and of 209.387 km/h when using a 1.500 cc car.

The high-speed track, in addition to numerous record attempts by cars and motorcycles, was used in 1957 and 1958 for the Monza 500 Miles race open to Indianapolis Formula cars and counting for award of the Two Worlds Trophy offered as prize by the Monza City Administration, a first experiment in bringing to Europe the famous American champions with their powerful single-seaters.

The tragic 1961 Italian Grand Prix, run on the full 10-kilometres circuit and saddened by the fatal accident that cost the life, at the entrance to the "Parabolic" curve, of von Trips on a Ferrari and of eleven spectators, marked the end of the use of the high-speed track for Grand Prix single-seaters. But it was used for the Monza 1,000 Km, reserved for Sports, Prototype and Grand Touring categories, from 1965 to 1969.

Recently the High Speed Track has been object of conservative restoration enabling the visit of the public and the transit of cars: during 2016, for example, Mille Miglia historic vehicles entered the banking.





## ITALIAN GRAND PRIX 1921 - 2015 RESULTS

### 1921 ITALIAN GRAND PRIX

*Brescia, September 4th - 519,0 km (17,3 km x 30 laps)*

**Winner:** Jules Goux (Ballot 3L), 3h35m09 (average speed 144,74 km/h); 2. Jean Chassagne (Ballot 3L), 3h40m52; 3. Louis Wagner (Fiat 802), 3h45m33. **Pole position:** Louis Wagner (Fiat 802). **Fastest lap:** Pietro Bordino (Fiat 802), 6m54.2 (average speed 150,37 km/h).

**Did not finish:** Ralph de Palma (Ballot 3L), 21 laps/mechanical; Ugo Sivocci (Fiat 802), 18 laps/engine; Pietro Bordino (Fiat 802), 16 laps/magneto.

### 1922 ITALIAN GRAND PRIX

*Monza, September 10th - 800,0 km (10,0 km x 80 laps)*

**Winner:** Pietro Bordino (Fiat 804), 5h43m13 (average speed 139.855 km/h); 2. Felice Nazzaro (Fiat 804), 78 laps; 3. Pierre de Vizcaya (Bugatti 30), 76 laps. **Pole position:** Felice Nazzaro (Fiat 804). **Fastest lap:** Pietro Bordino, 4m55.0 (average speed 146.938 km/h).

**Did not finish:** Guido Meregalli (Diatto 4DC), 52 laps/mechanical; Alfieri Maserati (Diatto 4DC), 27 laps/crash; Franz Heim (Heim), 16 laps/-; Reinhold Stahl (Heim), 7 laps/-; Enrico Giaccone (Fiat 804), 0 laps/transmission.

### 1923 ITALIAN GRAND PRIX

*Monza, September 9th - 800,0 km (10,0 km x 80 laps)*

**Winner:** Carlo Salamano (Fiat 805/405), 5h27m38.4 (average speed 146,502 km/h); 2. Felice Nazzaro (Fiat 805), 5h28m02.0; 3. Jimmy Murphy (Miller 122), 5:32.51.0; 4. Ferdinando Minoia (Benz RH), 76 laps. Not classified: Franz Horner (Benz RH), 71 laps; Martin de Alzaga (Miller 122), 70 laps. **Pole position:** Ferdinando Minoia (Benz RH). **Fastest lap:** Carlo Salamano (Fiat 805/405), 3m46.4 (average speed 159.010 km/h).

**Did not finish:** Albert Guyot (Rolland-Pilain), 60 laps/-; Pietro Bordino (Fiat 805/405), 44 laps/driver exhaustion; Gaston Delalande (Rolland-Pilain), 30 laps/-; André Lefebvre (Voisin Laboratoire), 29 laps/-; Willy Walb (Benz RH), 29 laps; Henri Rougier (Voisin Laboratoire), 28 laps/-; Louis Zborovski (Miller 122), 15 laps/-; Eugenio Silvani (Voisin Laboratoire), 14 laps/mechanical.

### 1924 ITALIAN GRAND PRIX

*Monza, October 19th - 800,0 km (10,0 km x 80 laps)*

**Winner:** Antonio Ascari (Alfa-Romeo P2 8C/2000), 5h02m05.0 (average speed 158,896 km/h); 2. Louis Wagner (Alfa Romeo P2 8C/2000), 5h18m05.0; 3. Giuseppe Campari/Cesare Pastore (Alfa Romeo P2 8C/2000), 5h21m59.0; 4. Ferdinando Minoia (Alfa Romeo P2 8C/2000), 5h22m43.4; 5. Jules Goux (Rolland-Pilain Schmid), 6h10m22.0; 6. Giulio Foresti (Rolland-Pilain Schmid), 6h32m03.0. Not classified: "Nino" (Chiribiri 12/16), 6h32m30.0, 70 laps. **Pole position:** Antonio Ascari (Alfa Romeo P2). **Fastest lap:** Antonio Ascari (Alfa Romeo P2), 3m34.6 (average speed 167,753 km/h).

**Did not finish:** Christian Werner (Mercedes M72/94), 68 laps/withdrawn; Alfred Neubauer (Mercedes M72/94), 66 laps/withdrawn; Louis Zborowski (Mercedes M72/94), 44 laps/fatal crash at Lesmo; Giulio Masetti (Mercedes M72/94), 43 laps/no fuel; Alete Marconcini (Chiribiri 12/16), 34 laps/mechanical.

### 1925 ITALIAN GRAND PRIX

*Monza, September 6th - 800,0 km (10,0 km x 80 laps)*

**Winner:** Gastone Brilli-Peri (Alfa Romeo P2), 5h14m33.3 (average speed 152.596 km/h); 2. Giuseppe Campari/Giovanni Minozzi (Alfa Romeo P2), 5h33m30.2; 3. Meo Costantini (Bugatti 39), 5h44m40.9; 4. Tommy Milton (Duesenberg 122), 5h46m40.5; 5. Peter de Paolo (Alfa Romeo P2), 5h48m10.3; 6. Ferdinand de Vizcaya (Bugatti 37), 5h50m49.4; 7. Giulio Foresti (Bugatti 37), 5h55m18.5; 8. Pierre de Vizcaya (Bugatti 37), 6h01m37.1. **Pole position:** Emilio Materassi (Diatto GP). **Fastest lap:** Peter Kreis (Duesenberg 122), 3m36.7 (average speed 166,10 km/h).

**Did not finish:** Jules Goux (Bugatti 39), 64 laps/fuel tank; Emilio Materassi (Diatto GP), 39 laps/mechanical; Santoleri (Chiribiri 12/16), 38 laps/crash; Alfieri Maserati (Diatto 20S), 38 laps/mechanical; Luigi Platé (Chiribiri 12/16), 13 laps/mechanical; Albert Guyot (Guyot Speciale GS25), 8 laps/mechanical; Ernest Eldridge (Eldridge Anzani), 3 laps/magneto; Peter Kreis (Duesenberg 122), 2 laps/crash.

## ITALIAN GRAND PRIX 1921 - 2015 RESULTS

### 1926 ITALIAN GRAND PRIX

Monza, September 5th - 600,0 km (10,0 km x 60 laps)

**Winner:** Louis Charavel (Bugatti 39A), 4h20m29.0 (average speed 138,20 km/h); 2. Meo Costantini (Bugatti 39A), 4h27m01.4.  
**Pole position:** Emilio Materassi (Maserati 8C 1500). **Fastest lap:** Meo Costantini (Bugatti 39A), 3m47.0 (average speed 158,146 km/h).

**Did not finish:** Jules Goux (Bugatti 39A), 36 laps/oil pressure; Roberto Serboli (Chiribiri 12/16), 28 laps/fire; Ernesto Maserati (Maserati 8C-1500), 5 laps/engine; Emilio Materassi (Maserati 8C-1500), 4 laps/engine.

### 1927 ITALIAN GRAND PRIX

Monza, September 4th - 500,0 km (10,0 km x 50 laps)

**Winner:** Robert Benoist (Delage 155B), 3h26m59.7 (average speed 144,928 km/h); 2. Giuseppe Morandi (OM 865), 3h49m32.5; 3. Earl Cooper/Peter Kreis (Miller 91), 4h02m05.7; 4. Ferdinando Minoia (OM 865), 4h02m28.5. **Pole position:** Peter Kreis (Miller 91). **Fastest lap:** Robert Benoist (Delage 155B), 3m57.3 (average speed 151,770 km/h).

**Did not finish:** George Souders (Duesenberg), 12 laps/carburettor, magneto; Peter Kreis (Miller 91), 1 lap/crankcase.

### 1928 ITALIAN GRAND PRIX

Monza, September 9th - 600,0 km (10,0 km x 60 laps)

**Winner:** Louis Chiron (Bugatti 37A), 3h45m08.6 (average speed 159.898 km/h); 2. Achille Varzi/Giuseppe Campari (Alfa Romeo P2), 3h47m29.0; 3. Tazio Nuvolari (Bugatti 35C), 3h59m27.6; 4. Guy Drouet (Bugatti 35B), 3h59m37.8; 5. Aymo Maggi (Maserati 8C-1700), 4h10m29.0; 6. Ernesto Maserati (Maserati 8C-1700), 55 laps; 7. Guy Bouriat (Bugatti 35), 5 laps; 7. Giulio Foresti (Bugatti 35C), 54 laps. NC: Edoardo Probst (Bugatti 37A) 45 laps; J-C d'Ahetze (Bugatti 37A), 40 laps. **Pole position:** Baconin Borzacchini (Maserati 8C-2000). **Fastest lap:** Luigi Arcangeli (Talbot 700), 3m37.2 (average speed 165,745 km/h).

**Did not finish:** Baconin Borzacchini (Maserati 8C-2000), 26 laps/crash; P. Blaque Belair (Bugatti 35C), 24 laps/-; Luigi Arcangeli (Talbot 700), 19 laps/withdrawn; Antonio Brivio (Talbot 700), 18 laps/withdrawn; Gastone Brilli-Peri (Talbot 700), 17 laps/withdrawn; Emilio Materassi (Talbot 700), 17 laps/fatal crash; G. Comotti (Talbot 700), 16 laps/withdrawn; Carlo Tonini (Bugatti 35C), 15 laps/mechanical; Giulio Aymini (Delage 2LCV), 14 laps/mechanical; "W. Williams" (Bugatti 35C), 5 laps/engine; Cleto Nenzioni (Bugatti 37A 2 laps/mechanical); Mario Piccolo (Maserati 8C-1500), 1 lap/mechanical.

### 1930 ITALIAN GRAND PRIX

Monza, September 7th - 240,1 km (6,86 km x 35 laps)

**Winner:** Achille Varzi (Maserati 8C-2500), 1h35m46.2 (average speed 150,423 km/h); 2. Luigi Arcangeli (Maserati 8C-2500), 1h35m46.4; 3. Ernesto Maserati (Maserati 16C-4000), 1h36m10.4; 4. Giovanni Minozzi (Bugatti T35C), 1h39m23.2; 5. Luigi Fagioli (Maserati 8C-2500), 1h39m23.6; 6. Philippe Etancelin (Bugatti T35C), 1h39m49.8; 7. Rudolf Caracciola (Mercedes-Benz SSK), 1h43m00.0; 8. Babe Stapp (Duesenberg A), -1 lap; 9. Federico Caffisch (Mercedes-Benz SS), -2 laps; 10. Jose Scaron (Amilcar C6), -3 laps. **Pole position:** starting grid based on times in qualifying heats. **Fastest lap:** Achille Varzi (Maserati 8C-2500), 2m32.6 (average speed 161.835 km/h).

**Did not finish:** Carlo Pedrazzini (Maserati 8C-2000), 18 laps/lost a wheel; Heinrich Joachim von Morgen (Bugatti T35C), 10 laps/-; Baconin Borzacchini (Alfa-Romeo P2), 8 laps/tyres; Tazio Nuvolari (Alfa-Romeo P2), 7 laps/tyres; Giuseppe Campari (Alfa-Romeo P2), 7 laps/tyres.

### 1931 ITALIAN GRAND PRIX - GRAND PRIX D'EUROPE

Monza, May 24th - 1550,03 km (10,0 km x 155 laps) - 10 hour race

**Winners:** Giuseppe Campari/Tazio Nuvolari (Alfa Romeo 8C-2300), 155 laps (average speed 155.755 kmh); 2. Ferdinando Minoia/Baconin Borzacchini (Alfa Romeo 8C-2300), 153 laps; 3. Albert Divo/Guy Bouriat (Bugatti T51), 152 laps; 4. Jean-Pierre Wimille/Jean Gaupillat (Bugatti T37A), 138 laps; 5. Boris Ivanowski/Henri Stoffel (Mercedes-Benz SSKL), 134 laps; 6. Francesco Pirola/Giovanni Lurani (Alfa Romeo 6C-1500), 129 laps; 7. Amedeo Ruggeri/Renato Balestrero (Talbot 700), 120 laps; 8. Umberto Klinger/Pietro Ghersi (Maserati 8C-2500), 111 laps; 9. Robert Senechal/H nri Fretet (Delage 15SB), 81 laps. **Pole position:** Giuseppe Campari (Alfa Romeo 8C-2300). **Fastest Lap:** Giuseppe Campari (Alfa Romeo 8C-2300), 3m32.4 (average speed 169.163 km/h).

**Did not finish:** Roberto di Vecchio/Gerolamo Ferrari (Talbot 700), 87 laps/retired; Marcel Lehoux/Philippe Etancelin (Bugatti T51), 49 laps/con-rod; Achille Varzi/Louis Chiron (Bugatti T51), 44 laps/differential; Tazio Nuvolari/Baconin Borzacchini (Alfa Romeo 12C-3500), 33 laps/mechanical; Alfredo Caniato/Mario Tortini (Alfa Romeo 6C-1750), 15 laps/- . **Did not start:** Luigi Arcangeli (Alfa Romeo 12C-3500), fatal crash in practice.



## ITALIAN GRAND PRIX 1921 - 2015 RESULTS

### 1932 ITALIAN GRAND PRIX

Monza, June 5th - 837,592 km (10,0 km x 83 laps) - 5 hours race

**Winner: Tazio Nuvolari** (Alfa Romeo 8C-2600), 83 laps/837,592 km (average speed 167,521 km/h); 2. Luigi Fagioli (Maserati 16C-5000), 82 laps/829,872 km; 3. Baconin Borzacchini/Attilio Marinoni/Rudolf Caracciola (Alfa Romeo 'Monza' 8C-2300), 82 laps/827,539 km; 4. Giuseppe Campari (Alfa Romeo Tipo B P3), 82 laps/820,039 km; 5. Rene Dreyfus (Bugatti T51), 82 laps/819,991 km; 6. Albert Divo/Guy Bouriat(Bugatti T51), 81 laps/817,915 km; 7. Pietro Ghersi/Antonio Brivio (Alfa Romeo 'Monza' 8C-2300) 79 laps/796,189 km; 8. Amedeo Ruggeri (Maserati 26M 8C-2800), 75 laps/750,0 km; 9. Eugenio Siena/Antonio Brivio (Alfa Romeo 'Monza' 8C-2300), 65 laps/654,728 km; 10. Luigi Premoli (Maserati 26M 8C-2500), 58 laps/579,990 km; 11. Rudolf Caracciola (Alfa-Romeo'Monza' 8C-2300), 57 laps/magneto. **Pole position: Baconin Borzacchini** (Alfa Romeo 'Monza' 8C-2300). **Fastest Lap: Luigi Fagioli** (Maserati 16C-5000), 3m19.2 (average speed 180,511 km/h). **Did not finish:** Louis Chiron/Achille Varzi (Bugatti T54), 39 laps/overheating; Achille Varzi (Bugatti T54), 26 laps/transmission; Marcel Lehoux (Bugatti T51), 20 laps/connecting rod; Luigi Castelbarco (Maserati 26M 8C-2500), 19 laps/crash.

### 1933 ITALIAN GRAND PRIX

Monza, September 10th - 500,0 km (10,0 km x 50 laps)

**Winner: Luigi Fagioli** (Alfa Romeo B 8C-2600), 2h51m41.0 (average speed 174,740 km/h); 2. Tazio Nuvolari (Maserati 8CM 8C-3000), 2h52m21.2; 3. Goffredo Zehender (Alfa Romeo 8C-2300), -2 laps; 4. Marcel Lehoux (Alfa Romeo 8C-2300), -3 laps; 5. Eugenio Siena/Antonio Brivio (Alfa Romeo 8C-2300), -3 laps; 6. Luigi Castelbarco (Alfa Romeo 8C-2300), -3 laps; 7. Pietro Ghersi (Alfa Romeo 8C-2300), -3 laps; 8. Guy Moll (Alfa Romeo 8C-2300), -4 laps; 9. Renato Balestrero (Alfa Romeo 8C-2300), -6 laps; 10. Robert Brunet (Bugatti T51), -7 laps; 11. Whitney Straight (Maserati 26 M 8C-2500), -7 laps; 12. Francis Howe (Bugatti T51), -9 laps; 12. Lelio Pellegrini (Alfa Romeo 8C-2300), -9 laps. **Pole position: Eugenio Siena/Antonio Brivio** (Alfa Romeo 8C-2300). **Fastest Lap: Luigi Fagioli** (Alfa Romeo B 8C-2600), 3m13.2 (average speed 186,335 km/h). **Did not finish:** Louis Chiron (Alfa Romeo B 8C-2600), 23 laps/exhaust pipe; Antonio Brivio (Alfa Romeo 8C-2300), 25 laps/-; Piero Taruffi (Maserati 8CM 8C-3000), 25 laps/crash; Jean Gaupillat (Bugatti T51), 9 laps/-; Clemente Biondetti (Maserati 8C-3000), 8 laps/-; Luigi Premoli (Maserati 8C-3000). **Did not start:** Ernesto Maserati (Maserati 8C-3000).

### 1934 ITALIAN GRAND PRIX

Monza, September 9th - 499,96 km (4,310 km x 166 laps)

**Winners: Rudolf Caracciola/Luigi Fagioli** (Mercedes Benz W25), 4h45m47 (average speed 105,175 km/h); 2. Hans Stuck/Hermann zu Leiningen (Auto Union A), -1 lap; 3. Carlo Felice Trossi/Gianfranco Comotti (Alfa Romeo Tipo B/P3), -2 laps; 4. Tazio Nuvolari (Maserati Tipo 34), -3 laps; 5. Gianfranco Comotti/Attilio Marinoni (Alfa Romeo Tipo B/P3); 6. Louis Chiron (Alfa Romeo Tipo B/P3), -4 laps; 7. August Momberger/Wilhelm Sebastian (Auto Union A); 8. Whitney Straight (Maserati 8CM), -4 laps; 9. Earl Howe (Bugatti 8CM), -12 laps. DSQ: Hans Ruesch (Maserati 8CM), -11 laps/outside assistance. **Pole position: Rudolf Caracciola** (Mercedes Benz W25). **Fastest lap: Hans Stuck** (Auto Union A), 2m13.6 (average speed 116,148 km/h). **Did not finish:** Achille Varzi/Mario Tadini (Alfa Romeo Tipo B/P3), 97 laps/gearbox; Goffredo Zehender (Maserati 8CM), 54 laps/brakes; Hermann zu Leiningen (Auto Union A), 54 laps/out of fuel; Luigi Fagioli (Mercedes Benz W25), 13 laps/supercharger; Ernst Henne (Mercedes Benz W25), 2 laps/overheating. **Did not start:** Antonio Brivio (Bugatti T59).

### 1935 ITALIAN GRAND PRIX

Monza, September 8th - 502,97 km (6,89 km x 73 laps)

**Winner: Hans Stuck** (Auto Union B), 3h40m09 (average speed 137,080 km/h); 2. René Dreyfus/Tazio Nuvolari (Alfa Romeo Tipo B/P3), +1m41; 3. Paul Pietsch/Bernd Rosemeyer (Auto Union B), -3 laps; 4. Attilio Marinoni (Alfa Romeo Tipo B/P3), -5 laps; 5. Piero Taruffi (Bugatti T59), -14 laps. **Pole position: Giuseppe Farina** (Maserati V8-R1). **Fastest lap: Tazio Nuvolari** (Alfa Romeo C8-35), 2:49.8 (average speed 146,077 km/h). **Did not finish:** Hermann Lang (Mercedes-Benz W25B), 55 laps/engine; Tazio Nuvolari (Alfa Romeo C8-35), 45 laps/-; Manfred von Brauchitsch (Mercedes-Benz W25B), 42 laps/crash; Rudolf Caracciola/Luigi Fagioli (Mercedes-Benz W25B), 41 laps/ transmission; Jean-Pierre Wimille (Bugatti T59), 27 laps/-; Bernd Rosemeyer (Auto Union B), 19 laps/rear axle; Goffredo Zehender (Maserati Tipo 34), 15 laps/mechanical problem; Philippe Étancelin (Maserati V8- R1), 15 laps/crash; Achille Varzi (Auto Union B), 14 laps/engine; Luigi Fagioli (Mercedes-Benz W25B), 11 laps/-; Pietro Ghersi (Maserati Tipo 34), 4 laps/engine. **Did not start:** Giuseppe Farina (Maserati V8-R1), engine.



## ITALIAN GRAND PRIX 1921 - 2015 RESULTS

### 1936 ITALIAN GRAND PRIX

Monza, September 13th - 496,1 km (6,89 km x 72 laps)

**Winner: Bernd Rosemeyer** (Auto Union C), 3h43m25.0 (average speed 135,352 km/h); 2. Tazio Nuvolari (Alfa Romeo 12C-36), +2m05.3; 3. Ernst von Delius (Auto Union C), -2 laps; 4. René Dreyfus (Alfa Romeo 12C-36), -2 laps; 5. Carlo Pintacuda (Alfa Romeo 8C-35), -4 laps; 6. Piero Dusio (Maserati Tipo 34, -13 laps; 7. Carlo Felice Trossi/Ettore Bianco (Maserati V-8R1), -23 laps. **Pole position: Bernd Rosemeyer** (Auto Union C). **Fastest lap: Bernd Rosemeyer** (Auto Union C), 2m59.6, (average speed 140,311 km/h).

**Did not finish:** Giuseppe Farina (Alfa Romeo 12C-36), 57 laps/-; Clemente Biondetti (Maserati Tipo 34), 30 laps/-; Achille Varzi/Rudolf Hasse (Auto Union C), 17 laps/engine; Hans Stuck (Auto Union C), 17 laps/crash; Pietro Ghersi (Maserati Tipo 34), 2 laps.

### 1937 ITALIAN GRAND PRIX

Livorno, September 12th - 360,9 km (7,218 km x 50 laps)

**Winner: Rudolf Caracciola** (Mercedes-Benz W125), 2h44m54.4 (average speed 131,310 km/h); 2. Hermann Lang (Mercedes-Benz W125), +0,4; 3. Bernd Rosemeyer (Auto Union C) +2m25.4; 4. Dick Seaman (Mercedes-Benz W125), -1 lap; 5. Hermann Müller (Auto Union C), -1 lap; 6. Achille Varzi (Auto Union C), -1 lap; 7. Tazio Nuvolari/Giuseppe Farina (Alfa Romeo 12C-36); -1 lap; 8. Carlo Felice Trossi (Alfa Romeo 12C-36), -3 laps; 9. Hans Stuck/Rudolf Hasse (Auto Union C), -3 laps; 10. Vittorio Belmondo (Alfa Romeo 8C-35), -5 laps. **Pole position: Rudolf Caracciola** (Mercedes-Benz). **Fastest lap: Rudolf Caracciola** and Hermann Lang (Mercedes-Benz), 3m11.0 (average speed 136.05 km/h).

**Did not finish:** Christian Kautz (Mercedes-Benz W125), 43 laps/-; Clemente Biondetti (Alfa Romeo 12C-36), 38 laps/-; Manfred von Brauchitsch (Mercedes-Benz W125), 36 laps/-; Giovanbattista Guidotti (Alfa Romeo 12C-37), 24 laps/-; Giuseppe Farina (Alfa Romeo 12C-36), 13 laps/-.

### 1938 ITALIAN GRAND PRIX

Monza, September 11th - 419,58 km (6,993 km x 60 laps)

**Winner: Tazio Nuvolari** (Auto Union D), 2h41m39.6 (average speed 155.726 km/h); 2. Giuseppe Farina (Alfa Romeo 16C-316), -1 lap; 3. Rudolf Caracciola/Manfred von Brauchitsch (Mercedes-Benz W154), -3 laps; 4. Clemente Biondetti (Alfa Romeo 16C-316), -3 laps; 5. Carlo Felice Trossi (Maserati 8CTF), -4 laps; 6. Pietro Ghersi (Alfa Romeo 12C-312), -13 laps. **Pole position: Hermann Lang** (Mercedes-Benz W154). **Fastest lap: Hermann Lang** (Mercedes-Benz W154), 2:34.2 (average speed 163,260 km/h).

**Did not finish:** Hermann Müller (Auto Union D), 57 laps/engine; Hans Stuck (Auto Union D), 41 laps/engine; Hermann Lang (Mercedes-Benz W154), 36 laps/engine; Luigi Villoresi (Maserati 8CTF), 29 laps; Manfred von Brauchitsch (Mercedes-Benz W154), 20 laps/-; Goffredo Zehender (Maserati 8CTF), 18 laps/-; Jean-Pierre Wimille (Alfa Romeo 12C-312), 18 laps/-; Vittorio Belmondo (Alfa Romeo 8C-308), 18 laps/-; Piero Taruffi (Alfa Romeo 12C-312), 14 laps/mechanical; Dick Seaman (Mercedes-Benz W154), 14 laps/engine; Christian Kautz (Auto Union D), 2 laps/-.

### 1947 ITALIAN GRAND PRIX

Milan, September 7th - 344,728 km (3,447 km x 100 laps)

**Winner: Carlo Felice Trossi** (Alfa Romeo 158), 3h02m25.0 (average speed 113.194 km/h); 2. Achille Varzi (Alfa Romeo 158), 3h02m25.1; 3. Consalvo Sanesi (Alfa Romeo 158), 99 laps; 4. Alessandro Gaboardi (Alfa Romeo 158), 95 laps; 5. Alberto Ascari (Maserati 4CL), 94 laps; 6. Henri Louveau (Delage D6.70), 91 laps; 7. Charles Pozzi (Delahaye), 89 laps; 8. Eugène Chaboud (Delahaye), 87 laps; 9 Carlo Pesci (Maserati), 86 laps. **Pole position: Consalvo Sanesi** (Alfa Romeo 158). **Fastest lap: Carlo Felice Trossi** (Alfa Romeo 158), 1m44.0 (average speed 119.422 km/h).

**Did not finish:** Mario Porrino (Cisitalia), 56 laps/-; Lorenzo Arrigoni (Maserati), 56 laps/-; Lamberto Grolla (Cisitalia), 56 laps/-; 28 Giovanni Bracco (Delage D6.70), 53 laps/-; Luigi Villoresi (Maserati 4CLT/48), 53 laps/brakes; 42 Gastano dell'Acqua (Maserati 6CM), 23 laps/-; Raymond Sommer (Maserati 4CL), 20 laps/engine; "Levegh" (Maserati 4CL), 6 laps/-; "Raph" (Maserati 4CL), 3 laps/oil pipe; Nello Pagani (Maserati 4CL), 2 laps/tyres; "B. Bira" (Maserati 4CL), 0 laps/supercharger.

## ITALIAN GRAND PRIX 1921 - 2015 RESULTS

### 1948 ITALIAN GRAND PRIX

Turin, September 5th - 360,08 km (4,801 km x 75 laps)

**Winner: Jean-Pierre Wimille** (Alfa Romeo 158), 3h10m42.4 (average speed 113,263 km/h); 2. Luigi Villorosi (Maserati 4CLT/48), +1 lap; 3. Raymond Sommer (Ferrari 125), +2 laps; 4. Alberto Ascari (Maserati 4CLT/48), +3 laps; 5. Reg Parnell (Maserati 4CLT/48), +3 laps; 6. Louis Rosier (Talbot-Lago T26C), +5 laps; 7. Franco Comotti (Talbot-Lago T26C), +5 laps; 8. Philippe Étancelin (Talbot-Lago T26C), +6 laps; 9. Emmanuel de Graffenried (Maserati 4CLT/48), +8 laps; 10. Eugène Chaboud (Delahaye 135 S), +8 laps; 11. Leslie Brooke (Maserati 4CLT/48), +8 laps; **Not classified: "B. Bira"** (Ferrari 125), + 9 laps. **Pole position: Jean-Pierre Wimille** (Alfa Romeo 158). **Fastest lap: Jean-Pierre Wimille** (Alfa Romeo 158), 2m22.4 (average speed 121,348 km/h). **Did not finish:** Carlo Felice Trossi/Consalvo Sanesi (Alfa Romeo 158), 53 laps/supercharger; Giuseppe Farina (Ferrari 125), 51 laps/accident; Consalvo Sanesi (Alfa Romeo 158), 42 laps/accident; Piero Taruffi (Maserati 4CL), 41 laps/valve; Louis Chiron (Talbot-Lago T26), 41 laps/cylinder head gasket; Yves Giraud-Cabantous (Simca Gordini T15), 40 laps/engine; Franco Cortese (Maserati 4CL), 12 laps/engine; Robert Manzon (Simca Gordini T15), 9 laps/engine. **Did not qualify:** Charles Pozzi (talbot-Lago T26SS); Nello Pagani (Maserati 4CL); Juan Jover (Maserati 4CL); Mario Lietti (Talbot-Darracq 700); Dioscoride Lanza (Maserati 4CL); Richard Ramseyer (Maserati 4CM); Paco Godia (Maserati 4CL); Lamberto Grolla (Stanguellini). **Did not present:** John Gordon Bennet (Era B-Type).

### 1949 ITALIAN GRAND PRIX - GRAND PRIX D'EUROPE

Monza, September 11th - 502,38 km (6,28 km x 80 laps)

**Winner: Alberto Ascari** (Ferrari 125), 2h58m53.3 (average speed 169,039 km/h); 2. Philippe Étancelin (Talbot-Lago T26C), +1 lap; 3. "B. Bira" (Maserati 4CLT/48), +3 laps; 4. Emmanuel de Graffenried (Maserati 4CLT/48), +4 laps; 5. Raymond Sommer (Ferrari 125), +5 laps; 6. Cuth Harrison (Era C-Type R8C), +5 laps; 7. Piero Taruffi (Maserati-Milano), +16 laps; 8. Johnny Claes (Talbot-Lago), +18 laps; 9. Henri Louveau (Maserati), +21 laps. **Pole position: Alberto Ascari** (Ferrari 125). **Fastest lap: Alberto Ascari** (Ferrari 125), 2m06.4 (average speed 178,864 km/h). **Did not finish:** Benedicto Campos (Maserati 4CLT/48), 55 laps/connecting rod; Eugène Chaboud (Delahaye 135), 55 laps/overheating; Louis Rosier (Talbot-Lago T26C), 50 laps/engine; David Murray (Maserati 4CLT/48), 46 laps/accident; Pierre Levegh (Talbot-Lago T26C), 44 laps/rear axle; Franco Rol (Maserati 4CLT/48), 41 laps/supercharger; Guy Mairesse (Talbot-Lago T26C), 29 laps/accident; Luigi Villorosi (Ferrari 125), 27 laps/gearbox; Leslie Brooke (Maserati 4CLT/48) 17 laps/fuel pump; Giuseppe Farina (Maserati 4CLT/48), 17 laps/engine; Felice Bonetto (Ferrari 125), 15 laps/overheating; Peter Whitehead (Ferrari 125), 10 laps/magneto; Reg Parnell (Maserati 4CLT/48), 4 laps/connecting rod; Clemente Biondetti (Maserati 4CLT), 3 laps/withdrew; Nello Pagani (Talbot-Lago 700), 2 laps/engine.

### 1950 F1 ITALIAN GRAND PRIX

Monza, September 3rd - 504,0 km (6,3 km x 80 laps)

**Winner: Giuseppe Farina** (Alfa Romeo 158), 2h51m17.4 (average speed 176,542 km/h); 2. Dorino Serafini/Alberto Ascari (Ferrari 375), 2h52m36.0; 3. Luigi Fagioli (Alfa Romeo 158), 2h52m53.0; 4. Louis Rosier (Talbot-Lago T26C), +5 laps; 5. Phillipe Étancelin (Talbot-Lago T26C), +5 laps; 6. Emmanuel de Graffenried (Maserati 4CLT/48), +8 laps; 7. Peter Whitehead (Ferrari 125), +8 laps. **Pole position: Juan Manuel Fangio** (Alfa Romeo 158), 1m58.3. **Fastest lap: Juan Manuel Fangio** (Alfa Romeo 158), 2m00.0 (average speed 188,909 km/h). **Did not finish:** David Murray (Maserati 4CL), 56 laps/gearbox; Cuth Harrison (Era B R8B), 51 laps/radiator; Raymond Sommer (Talbot-Lago T26C), 48 laps/gearbox; Guy Mairesse (Talbot-Lago T26C), 42 laps/-; Franco Rol (Maserati 4CLT/48), 39 laps/-; Piero Taruffi/Juan Manuel Fangio (Alfa Romeo 158), 34 laps/valves; Pierre Levegh (Talbot-Lago T26C), 29 laps/-; Juan Manuel Fangio (Alfa Romeo 158), 23 laps/gearbox; Johnny Claes (Talbot-Lago T26C), 23 laps/overheating; Alberto Ascari (Ferrari 375), 21 laps/engine; Clemente Biondetti (Ferrari- Jaguar 166l), 17 laps/engine; Henri Louveau (Talbot-Lago T26C-GS), 16 laps/-; Gianfranco Comotti (Maserati 4CLT/50), 15 laps/-; Louis Chiron (Maserati 4CLT/48), 13 laps/oil pressure; Maurice Trintignant (Simca-Gordini 15), 13 laps/water pipe; Consalvo Sanesi (Alfa Romeo 158), 11 laps/engine; Robert Manzon (Simca-Gordini 15), 7 laps/transmission; "B.Bira" (Maserati 4CLT/48), 1 lap/engine; Paul Pietsch (Maserati 4CLT/48), 0 laps/engine. **Did not start:** Felice Bonetto (Maserati Milano-Speluzzi).

## ITALIAN GRAND PRIX 1921 - 2015 RESULTS

### 1951 F1 ITALIAN GRAND PRIX

Monza, September 16th - 502,08 km (6,276 km x 80 laps)

**Winner: Alberto Ascari** (Ferrari 375), 2h42m39.3 (average speed 185,916 km/h); 2. Jose Froilan Gonzalez (Ferrari 375), 2h43m34.9; 3. Giuseppe Farina/Felice Bonetto (Alfa Romeo 159), +1 lap; 4. Luigi Villorosi (Ferrari 375), +1 lap; 5. Piero Taruffi (Ferrari 375), +2 laps; 6. Andre Simon (Simca-Gordini T15), +6 laps; 7. Louis Rosier (Talbot-Lago T26C-DA), +7 laps; 8. Yves Giraud-Cabantous (Talbot-Lago T26C), +8 laps. NC: Franco Rol (Osca 4500G), +13 giri. **Pole position: Juan Manuel Fangio** (Alfa Romeo 159), 1m52.3. **Fastest lap: Giuseppe Farina** (Alfa Romeo 159), 1m58.7 (average speed 191,070 km/h).

**Did not finish:** Juan Manuel Fangio (Alfa Romeo 159), 39 laps/piston; Robert Manzon (Simca Gordini T15), 29 laps/engine; Maurice Trintignant (Simca Gordini T15), 29 laps/piston; Louis Chiron (Talbot-Lago T26C), 23 laps/ignition; Pierre Levegh (Talbot-Lago T26C), 9 laps/engine; Jacques Swaters (Talbot-Lago T26C), 7 laps/overheating; Giuseppe Farina (Alfa Romeo 159), 6 laps/lubrication; Johnny Claes (Talbot-Lago T26C), 4 laps/scavenge pump; Emmanuel de Graffenried (Alfa Romeo 159), 1 lap/supercharger; Peter Whitehead (Ferrari 125), 1 lap/piston. Did not start: Francisco Landi (Ferrari 375), car slow; Rudolf Fischer (Ferrari 212), crash; Reg Parnell (BRM 15), lubrication; Ken Richardson (BRM 15), driver not qualified.

### 1952 F1 ITALIAN GRAND PRIX

Monza, September 7th - 504,0 km (6,3 km x 80 laps)

**Winner: Alberto Ascari** (Ferrari 500), 2h50m45.6 (average speed 177,090 km/h); 2. José Froilan Gonzalez (Maserati A6GCM), 2h51m47.4; 3. Luigi Villorosi (Ferrari 500), 2h52m49.8; 4 Giuseppe Farina (Ferrari 500), 2h52m57.0; 5. Felice Bonetto (Maserati A6GCM), -1lap; 6. André Simon (Ferrari 500), -1 lap; 7. Piero Taruffi (Ferrari 500), -3 laps; 8. Chico Landi (Maserati A6GCM), -4 laps; 9. Ken Wharton (Cooper-Bristol T20 CB-6-52), -4 laps; 10. Louis Rosier (Ferrari 500), -5 laps; 11. Heitel Cantoni (Maserati A6GCM), -5 laps; 12. Dennis Poore (Connaught A-Type), -6 laps; 13. Eric Brandon (Cooper-Bristol T20 'CB-3-52), -7 laps. Not classified: Robert Manzon (Gordini 16), 71 laps/-; Alan Brown (Cooper-Bristol T20), 68 laps/-; Stirling Moss (Connaught A-Type), 60 laps/pushrod; Gino Bianco (Maserati A6GCM), 46 laps/mechanical; Jean Behra (Gordini 16), 42 laps/valve; Mike Hawthorn (Cooper-Bristol T20), 38 laps/- . **Pole position: Alberto Ascari** (Ferrari 500), 2m05.7. **Fastest lap: Alberto Ascari** (Ferrari 500) and **José Froilan Gonzalez** (Maserati A6GCM), 2m06.1 (average speed 179.876 km/h).

**Did not finish:** Franco Rol (Maserati A6GCM), 24 laps/engine; Maurice Trintignant (Gordini 16), 5 laps/valve gear; Kenneth McAlpine (Connaught A-Type), 4 laps/rear suspension; Rudolf Fischer (Ferrari 500), 3 laps/engine; Elie Bayol (Osca 20), 0 laps/gearbox. Did not start: Piero Dusio (Cisitalia D46). Did not qualify: Hans Stuck (Ferrari 212); Lance Macklin (HWM-Alta); Peter Collins (HWM-Alta); Tony Gaze (HWM-Alta), Alberto Crespo (Platé-Maserati 4CLT/48); Emanuel de Graffenried (Platé-Maserati 4CLT/48); Bill Aston (Aston-Butterworth); Johnny Claes (Simca-Gordini 15); Peter Whitehead (Ferrari 125); Charles de Tornaco (Ferrari 500).

### 1953 F1 ITALIAN GRAND PRIX

Monza, September 13th - 504,0 km (6,3 km x 80 laps)

**Winner: Juan Manuel Fangio** (Maserati A6GCM), 2h49m45.9 (average speed 178,130 km/h); 2. Giuseppe Farina (Ferrari 500), 2h49m47.3; 3. Alberto Ascari (Ferrari 500), -1 lap/accident; 4. Luigi Villorosi (Ferrari 500), -1 lap; 5. Mike Hawthorn (Ferrari 500), -1 lap; 6. Maurice Trintignant (Gordini 16), -1 lap; 7. Felice Bonetto (Maserati A6GCM), -3 laps/out of fuel; 8. Roberto Mieres (Gordini 16), -3 laps; 9. Sergio Montovani/Luigi Musso (Maserati A6GCM), -4 laps; 10. Onofre Marimon (Maserati A6GCM), -5 laps/accident; 11. Umberto Maglioli (Ferrari 553), -5 laps; 12. Harry Schell (Gordini 16), -5 laps; 13. Louis Chiron (Osca 20), -8 laps; 14. "B.Bira" (Maserati A6GCM), -8 laps. Not classified: Emmanuel de Graffenried (Maserati A6GCM), 70 laps/engine; Alan Brown (Cooper-Bristol T23), 70 laps/-; Stirling Moss (Cooper-Alta T24), 70 laps/-; Hans Stuck (AFM-Küchen), 67 laps/-; Yves Giraud- Cabantous (HWM-Alta), 67 laps/-; Louis Rosier (Ferrari 500), 65 laps/-; Jack Fairman (Connaught A-Type), 61 laps/-; Ken Wharton (Cooper-Bristol T23), 57 laps/-; Ken McAlpine (Connaught A-Type), 56 laps/-. **Pole position: Alberto Ascari** (Ferrari 500), 2m02.7. **Fastest lap: Juan Manuel Fangio** (Maserati A6GCM), 2m04.5 (average speed 182,178 km/h).

**Did not finish:** Piero Carini (Ferrari 553), 40 laps/mechanical; Roy Salvadori (Connaught A-Type), 33 laps/throttle cable; Chico Landi (Maserati A6GCM), 18 laps/piston; Elie Bayol (Osca 20), 17 laps/mechanical; John Fitch (HWM-Alta), 14 laps/engine; Johnny Claes (Connaught A-Type), 7 laps/fuel line; Lance Macklin (HWM-Alta), 6 laps/engine.



## ITALIAN GRAND PRIX 1921 - 2015 RESULTS

### 1954 F1 ITALIAN GRAND PRIX

Monza, September 5th - 504,0 km (6,3 km x 80 laps)

**Winner: Juan Manuel Fangio** (Mercedes-Benz W196), 2h47m47.9 (average speed 180,218 km/h); 2. Hawthorn (Ferrari 625), -1 lap; 3. Umberto Maglioli/José Froilan Gonzalez (Ferrari 625), -2 laps; 4. Hans Herrmann (Mercedes-Benz W196), -3 laps; 5. Maurice Trintignant (Ferrari 625), -5 laps; 6. Fred Wacker (Gordini 16), -5 laps; 7. Peter Collins (Vanwall Special), -5 laps; 8. Louis Rosier (Ferrari 500), -6 laps; 9. Sergio Montovani (Maserati 250F), -6 laps. **Not classified:** Stirling Moss (Maserati 250F), -9 laps; Jorge Daponte (Maserati A6GCM), -10 laps. **Pole position: Juan Manuel Fangio** (Mercedes-Benz W196), 1m59.0. **Fastest lap: José Froilan Gonzalez** (Ferrari 553), 2m00.8 (average speed 187,748 km/h).

**Did not finish:** Alberto Ascari (Ferrari 625), 48 laps/valve; Luigi Villorosi (Maserati 250F), 42 laps/clutch spring; Karl Kling (Mercedes-Benz W196), 36 laps/accident; Roberto Mieres (Maserati 250F), 34 laps/suspension; Luigi Musso (Maserati 250F), 33 laps/transmission; Robert Manzon (Ferrari 625), 16 laps/engine; José Froilan Gonzalez (Ferrari 555), 16 laps/gearbox oil seal; Clemar Bucci (Gordini 16), 3 laps/transmission; Jean Behra (Gordini 16), 2 laps/engine. **Did not start:** Giovanni de Riu (Maserati A6GCM).

### 1955 F1 ITALIAN GRAND PRIX

Monza, September 11th - 500,0 km (10 km x 50 laps)

**Winner: Juan Manuel Fangio** (Mercedes-Benz W196), 2h25m04.4 (average speed 206,791 km/h); 2. Piero Taruffi (Mercedes-Benz W196), 2h25m05; 3. Eugenio Castellotti (Ferrari 555), 2h25m50.6; 4. Jean Behra (Maserati 250F), 2h29m01.0; 5. Carlos Menditéguy (Maserati 250F), -1 lap; 6. 12 Umberto Maglioli (Ferrari 555), -1 lap; 7. Roberto Mieres (Maserati 250F), -2 laps; 8. Maurice Trintignant (Ferrari 555), -3 laps; 9. John Fitch (Maserati 250F), -4 laps. **Pole position: Juan Manuel Fangio** (Mercedes-Benz W196), 2m48.3. **Fastest lap: Stirling Moss** (Mercedes-Benz W196), 2m46.9 (average speed 215,698 km/h).

**Did not finish:** Mike Hawthorn (Ferrari 555), 38 laps/gearbox; Karl Kling (Mercedes-Benz W196), 32 laps/gearbox; Luigi Musso (Maserati 250F), 31 laps/gearbox; Horace Gould (Maserati 250F), 31 laps/sump; Stirling Moss (Mercedes-Benz W196), 27 laps/engine; Jacques Pollet (Gordini 16), 26 laps/mechanical; Hermanos da Silva Ramos (Gordini 16), 23 laps/mechanical; Peter Collins (Maserati 250F), 22 laps/gearbox; Harry Schell (Vanwall 'VW2'), 7 laps/De Dion tube; Jean Lucas (Gordini 32), 7 laps/engine; Ken Wharton (Vanwall 'VW4'), 0 laps/injection pump mounting. **Did not start:** Luigi Villorosi (Lancia-Ferrari D50), tyre problems; Giuseppe Farina (Lancia-Ferrari D50), tyre problems; Luigi Piotti (Maserati 4CLT/48).

### 1956 F1 ITALIAN GRAND PRIX

Monza, September 2nd - 500,0 km (10 km x 50 laps)

**Winner: Stirling Moss** (Maserati 250F), 2h23m41.3 (average speed 208,787 km/h); 2. Peter Collins/Juan Manuel Fangio (Lancia-Ferrari D50), 2h23m47.0; 3. Ron Flockhart (Connaught B-Type), -1 lap; 4. Chico Godia-Sales (Maserati 250F), -1 lap; 5. Luigi Musso (Lancia-Ferrari D50), -3 laps/puncture; 6. Jack Fairman (Connaught B-Type), -3 laps; 7. Luigi Piotti (Maserati 250F), -3 laps; 8. Emmanuel de Graffenried (Maserati 250F), -4 laps; 9. Juan Manuel Fangio/Eugenio Castellotti (Lancia-Ferrari D50), -4 laps; 10. André Simon (Gordini 16), -5 laps. **Not classified:** Umberto Maglioli/Jean Behra (Maserati 250F), -8 laps/steering; Gerino Gerini (Maserati 250F), -8 laps; Roy Salvadori (Maserati 250F), -9 laps. **Pole position: Juan Manuel Fangio** (Lancia-Ferrari D50), 2m42.6. **Fastest lap: Stirling Moss** (Maserati 250F), 2m45.5 (average speed 217,522 km/h).

**Did not finish:** Harry Schell (Vanwall 'VW2'), 32 laps/transmission; Jean Behra (Maserati 250F), 23 laps/magneto; Bruce Halford (Maserati 250F), 16 laps/engine; Maurice Trintignant (Vanwall 'VW4'), 13 laps/rear suspension; Piero Taruffi (Vanwall 'VW1'), 12 laps/suspension; Eugenio Castellotti (Lancia-Ferrari D50), 9 laps/puncture; Robert Manzon (Gordini 32), 7 laps/gearbox; Luigi Villorosi/Jo Bonnier (Maserati 250F), 7 laps/engine; Alfonso de Portago (Lancia-Ferrari D50), 6 laps/puncture; Les Leston (Connaught B-Type), 6 laps/torsion bar; Hermanos da Silva Ramos (Gordini 32), 3 laps/engine. **Did not start:** Wolfgang von Trips (Lancia-Ferrari D50), accident in practice.

### 1957 F1 ITALIAN GRAND PRIX

Monza, September 8th - 500,25 km (5,75 km x 87 laps)

**Winner: Stirling Moss** (Vanwall 'VW5'), 2h35m03.9 (average speed 193,563 km/h); 2. Juan Manuel Fangio (Maserati 250F), 2h35m45.1; 3. Wolfgang von Trips (Lancia-Ferrari D50), -2 laps; 4. Masten Gregory (Maserati 250F), -3 laps; 5. Giorgio Scarlatti/Harry Schell (Maserati 250F), -3 laps; 6. Mike Hawthorn (Lancia-Ferrari D50), 83 laps; 7. Tony Brooks (Vanwall 'VW6'), -5 laps; 8. Luigi Musso (Lancia-Ferrari D50), -5 laps; 9. Chico Godia-Sales (Maserati 250F), -6 laps; 10. Horace Gould (Maserati 250F), -9 laps. **Not classified:** André Simon/Ottorino Volonterio (Maserati 250F), -15 laps. **Pole position: Stuart Lewis-Evans** (Vanwall 'VW7'). **Fastest lap: Tony Brooks** (Vanwall 'VW7'), 1m43.7 (average speed 199,614 km/h).

**Did not finish:** Peter Collins (Lancia-Ferrari D50), 62 laps/cylinder block; Jean Behra (Maserati 250F), 50 laps/engine; Stuart Lewis-Evans (Vanwall 'VW7'), 49 laps/header tank; Bruce Halford (Maserati 250F), 47 laps/engine; Harry Schell (Maserati 250F), 34 laps/water pump; Jo Bonnier (Maserati 250F), 31 laps/overheating; Luigi Piotti (Maserati 250F), 3 laps/engine.

## ITALIAN GRAND PRIX 1921 - 2015 RESULTS

### 1958 F1 ITALIAN GRAND PRIX

Monza, September 7th - 402,5 km (5,75 km x 70 laps)

Winner: Tony Brooks (Vanwall 'VW5'), 2h03m47.8 (average speed 195,077 km/h); 2. Mike Hawthorn (Ferrari Dino 246), 2h04m12.0; 3. Phil Hill (Ferrari Dino 246), 2:04:16.1. DSQ: Masten Gregory/Carroll Shelby (Maserati 250F), 69 laps/disqualified for unauthorised substitute. Not classified: Roy Salvadori (Cooper-Climax 45), 62 laps; Graham Hill (Lotus- Climax 16), 62 laps; Cliff Allison (Lotus-Climax 12), 61 laps. **Pole position: Stirling Moss** (Vanwall 'VM10'), 1m40.5. **Fastest lap: Phil Hill** (Ferrari Dino 246), 1m42.9, (average speed 201,166 km/h).

**Did not finish:** Maria Teresa de Filippis (Maserati 250F), 57 laps/con-rod; Giulio Cabianca (Maserati 250F), 51 laps/engine; Jean Behra (BRM 25), 42 laps/rear brakes; Hans Herrmann (Maserati 250F), 32 laps/valve; Stuart Lewis-Evans (Vanwall 'VW6'), 30 laps/overheating; Maurice Trintignant (Cooper-Climax T45), 24 laps/gearbox; 26 Stirling Moss (Vanwall 'VW10'), 17 laps/gearbox; Jo Bonnier (BRM 25), 14 laps/fire; Oliver Gendebien (Ferrari Dino 246), 4 laps/De Dion tube; Gerino Gerini (Maserati 250F), 2 laps/mechanical; Carroll Shelby (Maserati 250F) 1 lap/mechanical; Harry Schell (BRM 25), 1 lap/crash; Wolfgang von Trips (Ferrari Dino 246), 1 lap/crash; Jack Brabham (Cooper-Climax T45), 1 lap/crash.

### 1959 F1 ITALIAN GRAND PRIX

Monza, September 13th - 414,0 km (5,75 km x 72 laps)

**Winner: Stirling Moss** (Cooper-Climax T51), 2h04m05.4 (average speed 200,177 km/h); 2. Phil Hill (Ferrari Dino 246), +46.7; 3. Jack Brabham (Cooper-Climax T45), +1m12.5; 4. Dan Gurney (Ferrari Dino), +1m19.6; 5. Cliff Allison (Ferrari Dino), -1 lap; 6. Olivier Gendebien (Ferrari Dino 156), -1 lap; 7. Harry Schell (BRM P25), -2 laps; 8. Jo Bonnier (BRM P25), -2 laps; 9. Maurice Trintignant (Cooper-Climax T51), -2 laps; 10. Carroll Shelby (Aston-Martin DBR4/250), -2 laps; 11. Colin Davis (Cooper-Maserati T51), -4 laps; 12. Giorgio Scarlatti (Cooper-Climax T51), -4 laps; 13. Ron Flockhart (BRM P25), -5 laps; 14. Ian Burgess (Cooper-Maserati T51), -5 laps; 15. Giulio Cabianca (Maserati 250F), -8 laps. **Pole position: Stirling Moss** (Cooper-Climax T51), 1m39.7. **Fastest lap: Phil Hill** (Ferrari Dino 246), 1h40m4 (average speed 206,175 km/h).

**Did not finish:** Roy Salvadori (Aston-Martin DBR4/250), 44 laps/engine; Bruce McLaren (Cooper-Climax T51), 22 laps/engine; Jack Fairman (Cooper-Maserati T45), 18 laps/piston; Innes Ireland (Lotus-Climax 16), 15 laps/brakes; Graham Hill (Lotus-Climax 16), 1 lap/engine; Tony Brooks (Ferrari Dino 246), 0 laps/piston.

### 1960 F1 ITALIAN GRAND PRIX

Monza, September 4th - 500,21 km (10,042 km x 50 laps)

**Winner: Phil Hill** (Ferrari), 2h21m09.2 (average speed 212,534 km/h); 2. Richie Ginther (Ferrari), +2m27.6; 3. Willy Mairesse (Ferrari), -1 lap; 4. Giulio Cabianca (Cooper- Ferrari), -2 laps; 5. Wolfgang von Trips (Ferrari), -2 laps; 6. Hans Hermann (Porsche), -3 laps; 7. Edgar Barth (Porsche), -3 laps; 8. Piero Drogo (Cooper-Climax), -5 laps; 9. Wolfgang Seidel (Cooper-Climax), -6 laps; 10. Fred Gamble (Porsche), -9 laps. **Pole position: Phil Hill** (Ferrari), 2m41.4. **Fastest Lap: Phil Hill** (Ferrari), 2m43.6 (average speed 220,048 km/h).

**Did not finish:** Brian Naylor (JBW-Maserati), 41 laps/gearbox; Alfonso Thiele (Cooper- Maserati), 33 laps/gearbox; Gino Munaron (Cooper-Maserati), 20 laps/oil pipe; Giorgio Scarlatti (Cooper-Maserati), 27 laps/throttle; Vic Wilson (Cooper-Climax), 24 laps/mechanical; Arthur Owen /Cooper-Climax), 1 lap/accident. **Did not start:** Horace Gould (Maserati), crossed fuel lines.

### 1961 F1 ITALIAN GRAND PRIX

Monza, September 10th - 431,806 km (10,042 km x 43 laps)

**Winner: Phil Hill** (Ferrari 156), 2h03m13.0 (average speed 209,387 km/h); 2. Dan Gurney (Porsche 718), +0m31.2; 3. Bruce McLaren (Cooper-Climax T55), +2m28.4; 4. Jack Lewis (Cooper-Climax T53), + 2m40.4; 5. Tony Brooks (BRM-Climax P48/57), + 2m40.5; 6. Roy Salvadori (Cooper-Climax T53P-Climax), -1 lap; 7. Carel Godin de Beaufort (Porsche 718), -2 laps 8. Lorenzo Bandini (Cooper-Maserati T53 P), -2 laps; 9. Maurice Trintignant (Cooper- Maserati T51), -2 laps; 10. Tim Parnell (Lotus-Climax 18), -3 laps; 11. Henry Taylor (Lotus- Climax 18/21), -4 laps; 12. Renato Pirocchi (Cooper-Maserati T51), -5 laps. **Pole position: Wolfgang von Trips** (Ferrari 156), 2m46.3. **Fastest Lap: Giancarlo Baghetti** (Ferrari 156), 2m48.4 (average speed 213.776 km/h).

**Did not finish:** Gerry Ashmore (Lotus-Climax 18), 0 laps/accident; Wolfgang von Trips (Ferrari 156), 1 lap/accident (fatal); Jim Clark (Lotus-Climax 21), 1 lap/accident; Wolfgang Seidel (Lotus-Climax 18), 1 lap/engine; Roberto Lippi (de Tomaso-Osca 'F1), 1 lap/engine; Roberto Bussinello (de Tomaso-Alfa Romeo F1), 1 lap/engine; John Surtees (Cooper-Climax T53 P), 2 laps/accident; Innes Ireland (Lotus-Climax 18/21), 5 laps/cracked chassis; Jack Fairman (Cooper-Climax T45), 5 laps/engine; Brian Naylor (JBW-Climax), 6 laps/engine; Jack Brabham (Cooper-Climax T58), 7 laps/overheating; Graham Hill (BRM-Climax P48/57), 10 laps/valve; Masten Gregory (Lotus-Climax 18/21), 11 laps/rear wishbone; Giancarlo Baghetti (Ferrari 156), 13 laps/engine; Ricardo Rodriguez (Ferrari 156), 13 laps/fuel pump; Nino Vaccarella (de Tomaso-Alfa Romeo F1), 13 laps/engine; Jo Bonnier (Porsche 787), 15 laps/rear suspension; Gaetano Starrabba (Lotus-Maserati 18), 19 laps/engine; Richie Ginther (Ferrari 156), 23 laps/engine; Stirling Moss (Lotus-Climax 21), 36 laps/wheel bearings. **Did not qualify:** André Pilette (Emeryson-Climax).



## ITALIAN GRAND PRIX 1921 - 2015 RESULTS

### 1962 F1 ITALIAN GRAND PRIX

Monza, September 16th - 494,5 km (5,75 km x 86 laps)

**Winner:** Graham Hill (BRM), 2h29m08.4 (average speed 198,940 km/h); 2. Richie Ginther (BRM), +29.8; 3. Bruce McLaren (Cooper-Climax), +57.8; 4. Willy Mairesse (Ferrari), +58.2; 5. Giancarlo Baghetti (Ferrari), +1m31.3; 6. Jo Bonnier (Porsche), -1 lap; 7. Tony Maggs (Cooper-Climax), -1 lap; 8. Lorenzo Bandini (Ferrari), -2 laps; 9. Nino Vaccarella (Lotus-Climax), -2 laps; 10. Carel Godin de Beaufort (Porsche), -5 laps; 11. Phil Hill (Ferrari), -5 laps; 12. Masten Gregory (Lotus-BRM), -9 laps; 13. Dan Gurney (Porsche), -10 laps (not running at finish); 14. Ricardo Rodriguez (Ferrari), -13 laps (not running at finish). **Pole position:** Jim Clark (Lotus-Climax), 1m40.35. **Fastest lap:** Graham Hill (BRM), 1m42.3 (average speed 202,346 km/h).

**Did not finish:** Jim Clark (Lotus-Climax), 12 laps/transmission; Maurice Trintignant (Lotus-Climax), 17 laps/electrical problem; Tony Settember (Emeryson-Climax), 18 laps/overheating; Trevor Taylor (Lotus-Climax), 25 laps/transmission; Roy Salvadori (Lola-Climax), 41 laps/engine; John Surtees (Lola-Climax), 42 laps/engine; Innes Ireland (Lotus-Climax), 45 laps/front suspension; Ricardo Rodriguez Ferrari, 63 laps/engine; Dan Gurney (Porsche), 66 laps/crown wheel and pinion. **Did not qualify:** Tony Shelly (Lotus-BRM); Keith Greene (Gilby-BRM); Gerry Ashmore (Lotus-Climax); Ian Burgess (Cooper-Climax); Jo Siffert (Lotus-BRM); Ernesto Prinoth (Lotus-Climax); Roberto Lippi (de Tomaso-Osca); Jay Chamberlain (Lotus-Climax); Estefano Nasif (de Tomaso).

### 1963 F1 ITALIAN GRAND PRIX

Monza, September 8th - 494,5 km (5,75 x 86 laps)

**Winner:** Jim Clark (Lotus-Climax), 2h24m19.6 (average speed 205,575 km/h); 2. Richie Ginther (BRM), +1m35.0; 3. Bruce McLaren (Cooper-Climax), -1 lap; 4. Innes Ireland (BRP-BRM), -2 laps (not running at finish/engine); 5. Jack Brabham (Brabham-Climax), -2 laps; 6. Tony Maggs (Cooper-Climax), -2 laps; 7. Jo Bonnier (Cooper-Climax), -2 laps; 8. Jim Hall (Lotus-BRM), -2 laps; 9. Maurice Trintignant (BRM), -3 laps; 10. Mike Hailwood (Lola-Climax), -4 laps; 11. Phil Hill (ATS), -7 laps; 12. Bob Anderson (Lola-Climax), -7 laps; 13. Mike Spence (Lotus-Climax), -13 laps (not running at finish/engine); 14. Dan Gurney (Brabham-Climax), -22 laps (not running at finish/fuel injection); 15. Giancarlo Baghetti (ATS), -23 laps; 16. Graham Hill (BRM), -27 laps (not running at finish/clutch). **Pole position:** John Surtees (Ferrari), 1m37.3. **Fastest lap:** Jim Clark (Lotus-Climax), 1m38.9 (average speed 209,302 km/h).

**Did not finish:** John Surtees (Ferrari) 17 laps/engine; Masten Gregory (Lotus-BRM), 27 laps/engine; Lorenzo Bandini (Ferrari), 38 laps/gearbox; Jo Siffert (Lotus-BRM), 41 laps/oil pressure; Mike Spence (Lotus-Climax), 73 laps/oil pressure. **Did not start:** Chris Amon (Lola-Climax), injured during pre-race warmup. **Did not qualify:** Mario Araujo de Cabral (Cooper-Climax); Ian Raby (Gilby-BRM); Tony Settember (Scirocco-BRM); Carel Godin de Beaufort (Porsche); Tino Brambilla (Cooper-Maserati); Andre Pilette (Lotus-Climax); Roberto Lippi (de Tomaso-Ferrari).

### 1964 F1 ITALIAN GRAND PRIX

Monza, September 6th - 448,5 km (5,75 km x 78 laps)

**Winner:** John Surtees (Ferrari 158), 2h10m51.8 (average speed 205,634 km/h); 2. Bruce McLaren (Cooper T93-Climax), +1m06.0; 3. Lorenzo Bandini (Ferrari 158), -1 lap; 4. Richie Ginther (BRM P261), -1 lap; 5. Innes Ireland (BRP2-BRM), -1 lap; 6. Mike Spence (Lotus 33-Climax), -1 lap; 7. Jo Siffert (Brabham BT11-BRM), -1 lap; 8. Giancarlo Baghetti (BRM P57), -1 lap; 9. Ludovico Scarfiotti (Ferrari 156 Aero), -1 lap; 10. Dan Gurney (Brabham BT7-Climax), -3 laps; 11. Bob Anderson (Brabham BT11-Climax), -3 laps; 12. Jo Bonnier (Brabham BT7-Climax), -4 laps; 13. Peter Revson (Lotus 24-BRM), -6 laps; 14. Jack Brabham (Brabham BT11-Climax), -19 laps (not running at finish/connecting rod). **Pole position:** John Surtees (Ferrari 158), 1m37.4. **Fastest lap:** John Surtees (Ferrari 158), 1m38.8 (average speed 209.514 km/h).

**Did not finish:** Graham Hill (BRM P261), 0 laps/clutch; Mike Hailwood (Lotus 25-BRM), 5 laps/engine; Ronnie Bucknum (Honda RA271), 13 laps/brakes; Maurice Trintignant (BRM P57), 22 laps/fuel injection; Mario Araujo de Cabral (Derrington-Francis-ATS), 25 laps/ignition; Jim Clark (Lotus 25-Climax), 28 laps/engine. **Did not start:** Jean-Claude Rudaz (Cooper T60-Climax), engine blown in practice. **Did not qualify:** Trevor Taylor (BRP 1-BRM); Giacomo "Geki" Russo (Brabham BT11-BRM); John Love (Cooper T73-Climax); Ian Raby (Brabham BT3-BRM).



## ITALIAN GRAND PRIX 1921 - 2015 RESULTS

### 1965 F1 ITALIAN GRAND PRIX

Monza, September 12th - 437,0 km (5,75 km x 76 laps)

**Winner:** Jackie Stewart (BRM P261), 2h04m52.8 (average speed 209.961 km/h); 2. Graham Hill (BRM P261), +3.3 sec; 3. Dan Gurney (Brabham BT11-Climax), +16.5 sec; 4. Lorenzo Bandini (Ferrari 512), +1m15.9; 5. Bruce McLaren (Cooper T77-Climax), -1 lap; 6. Richard Attwood (Lotus 25-BRM), -1 lap; 7. Jo Bonnier (Brabham BT7-Climax), -2 laps; 8. Jochen Rindt (Cooper T77-Climax), -2 laps; 9. Innes Ireland (Lotus 33-BRM), -2 laps 10. Jim Clark (Lotus 33-Climax), -13 laps (not running at finish/fuel pump); 11. Mike Spence (Lotus 33-Climax), -14 laps (not running at finish/alternator); 12. Nino Vaccarella (Ferrari 158), -18 laps (not running at finish/engine); 13. Roberto Bussinello (BRM P57), -18 laps (not running at finish/oil pressure); 14. Richie Ginther (Honda RA272), -20 laps (not running at finish/ignition). **Pole position:** Jim Clark (Lotus 33-Climax), 1m35.9 (average speed 215,850 km/h). **Fastest lap:** Jim Clark (Lotus 33-Climax), 1m36.4 (average speed 214.730 km/h).

**Did not finish:** Giorgio Bassi (BRM P57), 9 laps/engine; Giancarlo Baghetti (Brabham BT7- Climax), 10 laps/con-rod; Masten Gregory (BRM P57), 23 laps/gearbox; Ronnie Bucknum (Honda RA272), 28 laps/ignition; John Surtees (Ferrari 512), 35 laps/clutch; Giacomo "Geki" Russo (Lotus 25-Climax), 38 laps/gearbox oil seal; Jo Siffert (Brabham BT11-BRM), 44 laps/gearbox; Frank Gardner (Brabham BT11-BRM), 46 laps/engine; Denny Hulme (Brabham BT11-Climax), 47 laps/front suspension.

### 1966 F1 ITALIAN GRAND PRIX

Monza, September 4th - 391,0 km (5,75 km x 68 laps)

**Winner:** Ludovico Scarfiotti (Ferrari 312), 1h47m14.8 (average speed 218,748 km/h); 2. Mike Parkes (Ferrari 312), +5.8 sec; 3. Denny Hulme (Brabham BT20-Repco), +6.1 sec; 4. Jochen Rindt (Cooper T81- Maserati), -1 lap; 5. Mike Spence (Lotus 25/33-BRM), -1 lap; 6. Bob Anderson (Brabham BT11-Climax), -2 laps; 7. Bob Bondurant (BRM P261), -3 laps; 8. Peter Arundell (Lotus 33-BRM), -5 laps (not running at finish/engine); 9. Giacomo "Geki" Russo (Lotus 33-Climax), -5 laps. Not classified: Giancarlo Baghetti (Ferrari 246), -9 laps. **Pole position:** Mike Parkes (Ferrari 312), 1m31.3 (average speed 226,725 km/h). **Fastest lap:** Ludovico Scarfiotti (Ferrari 312), 1m32.4 (average speed 224,025 km/h).

**Did not finish:** Jim Clark (Lotus-BRM H16), 59 laps/gearbox; Jo Siffert (Cooper T81-Maserati), 47 laps/engine; Lorenzo Bandini (Ferrari 312), 34 laps/ignition; John Surtees (Cooper T81- Maserati), 32 laps/fuel leak; Richie Ginther (Honda RA273), 17 laps/accident; Dan Gurney (Eagle T1G-Weslake), 8 laps/engine; Jack Brabham (Brabham BT19-Repco), 8 laps/oil leak; Jackie Stewart (BRM P83), 6 laps/fuel leak; Jo Bonnier (Cooper T81-Maserati), 4 laps/throttle linkage; Graham Hill (BRM P83), 1 lap/engine. **Did not qualify:** Phil Hill (Eagle-Climax); Chris Amon (Brabham BT11-BRM).

### 1967 F1 ITALIAN GRAND PRIX

Monza, September 4th - 391,0 km (5,75 km x 68 laps)

**Winner:** John Surtees (Honda), 1h43m45.0 (average speed 226,119 km/h); 2. Jack Brabham (Brabham-Repco), +0.2 sec; 3. Jim Clark (Lotus-Ford), +23.1 sec; 4. Jochen Rindt (Cooper-Maserati), 56.6 sec; 5. Mike Spence (BRM), -1 lap; 6. Jacky Ickx (Cooper-Maserati), -2 laps; 7. Chris Amon (Ferrari), -4 laps. **Pole position:** Jim Clark (Lotus-Ford), 1m28.5 (average speed 233,898 km/h). **Fastest lap:** Jim Clark (Lotus-Ford), 1m28.5 (average speed 233,898 km/h).

**Did not finish:** Graham Hill (Lotus-Ford), 59 laps/engine; Giancarlo Baghetti (Lotus-Ford), 51 laps/engine; Jo Siffert (Cooper-Maserati), 51 laps/accident; Bruce McLaren (McLaren-BRM), 47 laps/engine; Jo Bonnier (Cooper-Maserati), 47 laps/overheating; Jackie Stewart (BRM), 46 laps/engine; Denny Hulme (Brabham-Repco), 31 laps/overheating; Guy Ligier (Brabham-Repco), 27 laps/engine; Chris Irwin (BRM), 17 laps/injection pump; Ludovico Scarfiotti (Eagle- Weslake), 6 laps/engine; Dan Gurney (Eagle-Weslake), 5 laps/engine.

### 1968 F1 ITALIAN GRAND PRIX

Monza, September 8th - 391,0 km (5,75 km x 68 laps)

**Winner:** Denny Hulme (McLaren-Ford), 1h40m14.8 (average speed 234,022 km/h); 2. Johnny Servoz-Gavin (Matra-Ford), +01m28.4; 3. Jacky Ickx (Ferrari), +01m28.6; 4. Piers Courage (BRM), -1 lap; 5. Jean-Pierre Beltoise (BRM), -2 laps; 6. Jo Bonnier (McLaren-BRM), -4 laps. **Pole position:** John Surtees (Honda), 1.26.07 (average speed 240,502 km/h). **Fastest lap:** Jackie Oliver (Lotus-Ford), 1m26.5 (average speed 239,306 km/h).

**Did not finish:** Jo Siffert (Lotus-Ford) 59 laps/rear suspension; Jack Brabham (Brabham- Repco), 57 laps/oil pressure; David Hobbs (Honda), 43 laps/engine; Jackie Stewart (Matra- Ford), 43 laps/engine; Jackie Oliver (Lotus-Ford), 39 laps/transmission; Bruce McLaren (McLaren-Ford), 35 laps/loss of oil; Jochen Rindt (Brabham-Repco), 34 laps/engine; Pedro Rodriguez (BRM), 23 laps/engine; Dan Gurney (Eagle-Weslake), 20 laps/engine; Graham Hill (Lotus-Ford), 11 laps/lost wheel; John Surtees (Honda), 9 laps/accident; Chris Amon (Ferrari), 9 laps/accident; Derek Bell (Ferrari), 5 laps/metering unit; Vic Elford (Cooper-BRM), 3 laps/accident. **Did not qualify:** Frank Gardner (BRM); Silvio Moser (Brabham-Repco). **Disqualified:** Mario Andretti (Lotus-Ford) and Bobby Unser (BRM), participated in a race prior to GP.

## ITALIAN GRAND PRIX 1921 - 2015 RESULTS

### 1969 F1 ITALIAN GRAND PRIX

Monza, September 7th - 391,0 km (5,75 km x 68 laps)

**Winner: Jackie Stewart** (Matra-Ford), 1h39m11.26 (average speed 236,523 km/h); 2. Jochen Rindt (Lotus-Ford), +0.08 sec; 3. Jean-Pierre Beltoise (Matra-Ford), +0.17 sec; 4. Bruce McLaren (McLaren-Ford), +0.19 sec; 5. Piers Courage (Brabham-Ford), +33.44 sec; 6. Pedro Rodriguez (Ferrari), -2 laps; 7. Denny Hulme (McLaren-Ford), -2 laps; 8. Jo Siffert (Lotus-Ford), -4 laps (not running at finish/engine); 9. Graham Hill (Lotus-Ford), -5 laps (not running at finish/transmission); 10. Jacky Ickx (Brabham-Ford), -7 laps (not running at finish/fuel). **Not classified: John Surtees** (BRM), -8 laps. **Pole position: Jochen Rindt** (Lotus-Ford), 1m25.48 (average speed 242,162 km/h); **Fastest lap: Jean-Pierre Beltoise** (Matra-Ford), 1m25.2 (average speed 242.957 km/h).

**Did not finish:** Jackie Oliver (BRM), 49 laps/oil pressure; Silvio Moser (Brabham-Ford), 10 laps/fuel leak; Jack Brabham (Brabham-Ford), 7 laps/oil leak; John Miles (Lotus-Ford), 4 laps/accident. **Did not start:** Ernesto Brambilla (Ferrari).

### 1970 F1 ITALIAN GRAND PRIX

Monza, September 6th - 391,0 km (5,75 km x 68 laps)

**Winner: Clay Regazzoni** (Ferrari), 1h39:06.68; (average speed 236,698 km/h) 2. Jackie Stewart (March-Ford) +5.73 sec; 3. Jean-Pierre Beltoise (Matra-Simca), +5.80 sec; 4. Denny Hulme (McLaren-Ford), +6.15; 5. Rolf Stommelen (Brabham-Ford), +6.41; 6. François Cevert (March-Ford), +1m03.46; 7. Chris Amon (March-Ford), -1 lap. Not classified: Andrea de Adamich (McLaren-Alfa Romeo), -7 laps; Peter Gethin (McLaren-Ford), -8 lap. **Pole position: Jacky Ickx** (Ferrari), 1m24.14 (average speed 246.019 km/h). **Fastest lap: Clay Regazzoni** (Ferrari), 1m25.2 (average speed 242.957 km/h).

**Did not finish:** Jackie Oliver (BRM), 37 laps/engine; Ronnie Peterson (March-Ford), 36 laps/engine; Jack Brabham (Brabham-Ford), 32 laps/accident; Jacky Ickx (Ferrari), 26 laps/clutch; George Eaton (BRM), 22 laps/overheating; Tim Schenken (De Tomaso-Ford), 18 laps/engine; Henri Pescarolo (Matra-Simca), 15 laps/engine; Ignazio Giunti (Ferrari), 15 laps, metering unit; Pedro Rodriguez (BRM), 13 laps/engine; Jo Siffert (March-Ford), 4 laps/engine; John Surtees (Surtees-Ford), 1 laps/electrics. **Did not start:** Jochen Rindt (Lotus-Ford), fatal accident in practice; John Miles (Lotus-Ford), Emerson Fittipaldi (Lotus-Ford), Graham Hill (Lotus-Ford) withdrawn after Jochen Rindt accident. **Did not qualify:** Jo Bonnier (McLaren-Ford); Giovanni Galli (McLaren-Alfa Romeo); Silvio Moser (Bellasi-Ford).

### 1971 F1 ITALIAN GRAND PRIX

Monza, September 5th - 316,25 km (5,75 km x 55 laps)

**Winner: Peter Gethin** (BRM), 1h18m12.60 (average speed 242.615 km/h); 2. Ronnie Peterson (March-Ford), +0.01 sec; 3. François Cevert (Tyrrell-Ford), +0.09 sec; 4. Mike Hailwood (Surtees-Ford), +0.18; 5. Howden Ganley (BRM), +0.61 sec; 6. Chris Amon (Matra-Simca), +32.36 sec; 7. Jackie Oliver (McLaren-Ford), +01m24.88; 8. Emerson Fittipaldi (Lotus-Ford), -1 lap; 9. Jo Siffert (BRM), -2 laps; 10. Jo Bonnier (McLaren-Ford), -4 laps; 11. Graham Hill (Brabham-Ford), -8 laps. Not classified: Jean-Pierre Jarier (March-Ford), -8 laps. **Pole position: Chris Amon** (Matra), 1m22.40 (average speed 251.214 km/h). **Fastest lap: Henri Pescarolo** (March-Ford), 1m23.80 (average speed 247.016 km/h).

**Did not finish:** Mike Beuttler (March-Ford) 42 laps/engine; Henri Pescarolo (March-Ford), 41 laps/rear suspension; Andrea de Adamich (March-Alfa Romeo), 34 laps/engine; Clay Regazzoni (Ferrari), 18 laps/engine; Jacky Ickx (Ferrari), 16 laps/engine; Jackie Stewart (Tyrrell-Ford), 16 laps/engine; Giovanni Galli (March-Ford), 12 laps/electrics; Silvio Moser (Bellasi-Ford), 6 laps/shock absorber mounting; Tim Schenken (Brabham-Ford), 6 laps/rear suspension; Helmut Marko (BRM), 4 laps/engine; John Surtees (Surtees-Ford), 4 laps/engine. **Did not start:** Rolf Stommelen (Surtees-Ford), accident.

### 1972 F1 ITALIAN GRAND PRIX

Monza, September 10th - 317,62 km (5,775 km x 55 laps)

**Winner: Emerson Fittipaldi** (Lotus-Ford), 1h29m58.40 (average speed 211,809 km/h); 2. Mike Hailwood (Surtees-Ford), +14.5 sec; 3. Denny Hulme (McLaren-Ford), +23.8 sec; 4. Peter Revson (McLaren-Ford), +35.7 sec; 5. Graham Hill (Brabham-Ford), +1m05.6 sec; 6. Peter Gethin (BRM), +1m21.9 sec; 7. Mario Andretti (Ferrari), -1 lap; 8. Jean-Pierre Beltoise (BRM), -1 lap; 9. Ronnie Peterson (March-Ford), -1 lap; 10. Mike Beuttler (March-Ford), -1 lap; 11. Howden Ganley (BRM), -3 laps; 12. Reine Wisell (BRM), -4 laps; 13. Niki Lauda (March-Ford), -5 laps. Pole position: Jacky Ickx (Ferrari), 1m35.65, average speed 217.355 km/h. **Fastest lap: Jacky Ickx** (Ferrari), 1m36.3 (average speed 215.887 km/h).

**Did not finish:** Jacky Ickx (Ferrari), 46 laps/fuel pressure; Chris Amon (Matra-Simca), 38 laps/electrical; Andrea de Adamich (Surtees-Ford), 33 laps/brakes; Tim Schenken (Surtees-Ford), 21 laps/front suspension; John Surtees (Surtees-Ford), 20 laps/fuel vaporization; Wilson Fittipaldi (Brabham-Ford), 20 laps/rear suspension; Clay Regazzoni (Ferrari), 17 laps/accident; Carlos Pace (March-Ford), 16 laps/accident; Carlos Reutemann (Brabham-Ford), 15 laps/front suspension; François Cevert (Tyrrell-Ford), 14 lap/engine; Giovanni Galli (Tecno), 7 laps/engine; Jackie Stewart (Tyrrell-Ford), 1 lap/clutch. **Did not qualify:** Henri Pescarolo (March-Ford); Derek Bell (Tecno).



## ITALIAN GRAND PRIX 1921 - 2015 RESULTS

### 1973 F1 ITALIAN GRAND PRIX

Monza, September 9th - 317,62 km (5,775 km x 55 laps)

**Winner: Ronnie Peterson** (Lotus-Ford), 1h29m17.0 (average speed 213,449 km/h); 2. Emerson Fittipaldi (Lotus-Ford), +0.8 sec; 3. Peter Revson (McLaren-Ford), +28.8 sec; 4. Jackie Stewart (Tyrrell-Ford), +33.2 sec; 5. François Cevert (Tyrrell-Ford), +46.2 sec; 6. Carlos Reutemann (Brabham-Ford), +59.8 sec; 7. Mike Hailwood (Surtees-Ford), +1:28.7; 8. Jacky Ickx (Ferrari), -1 lap; 9. David Purley (March-Ford), -1 lap; 10. George Follmer (Shadow-Ford), -1 lap; 11. Jackie Oliver (Shadow-Ford), -1 lap; 12. Rolf Stommelen (Brabham-Ford), -1 lap; 13. Jean-Pierre Beltoise (BRM), -1 lap; 14. Graham Hill (Shadow-Ford), -1 lap; 15. Denny Hulme (McLaren-Ford), -2 laps. Not classified: Howden Ganley (Williams-Ford), -11 laps. **Pole position: Ronnie Peterson** (Lotus-Ford), 1m34.80 (average speed 219.304). **Fastest lap: Jackie Stewart** (Tyrrell-Ford), 1m35.3 (average speed 218,153 km/h).

**Did not finish:** Mike Beuttler (March-Ford), 35 laps/gear lever; Niki Lauda (BRM), 34 laps/accident; Clay Regazzoni (BRM), 31 laps/ignition; Carlos Pace (Surtees-Ford), 18 laps/tire failure; Gijs van Lennep (Williams-Ford), 14 laps/overheating; Rikky von Opel (Ensign-Ford), 10 laps/overheating; Wilson Fittipaldi (Brabham-Ford), 6 laps/brakes; Arturo Merzario (Ferrari), 2 laps/front suspension. **Did not start:** James Hunt (March-Ford).

### 1974 F1 ITALIAN GRAND PRIX

Monza, September 8th - 300,56 km (5.78 km x 52 laps)

**Winner: Ronnie Peterson** (Lotus-Ford 72E), 1h22m53.6 (average speed 217.551 km/h); 2. Emerson Fittipaldi (McLaren-Ford M23), +0.8 sec; 3. Jody Scheckter (Tyrrell-Ford 007), +24.7 sec; 4. Arturo Merzario (Iso-Ford FW), +1m27.7; 5. Carlos Pace (Brabham-Ford BT44), -1 lap; 6. Denny Hulme (McLaren-Ford M23), -1 lap; 7. John Watson (Brabham-Ford BT44), -1 lap; 8. Graham Hill (Lola-Ford T370), -1 lap; 9. David Hobbs (McLaren-Ford M23) -1 lap; 10. Tom Pryce (Shadow-Ford DN3), -2 laps; 11. Patrick Depailler (Tyrrell-Ford 007), -2 laps. **Pole position: Niki Lauda** (Ferrari 312B3), 1m33.16 (average speed 223,358 km/h). **Fastest lap: Carlos Pace** (Brabham-Ford BT44), 1:34.2 (average speed 220,891 km/h).

**Did not finish:** Clay Regazzoni (Ferrari 312B3), -12 laps/oil seal; Niki Lauda (Ferrari 312B3), -20 laps/water leak; Jacky Ickx (Lotus-Ford 76), -22 laps/throttle; Rolf Stommelen (Lola-Ford T370), -27 laps/suspension; Jacques Lafitte (Iso-Ford FW), -30 laps/engine; Jean-Pierre Jarier (Shadow-Ford DN3), -33 laps/engine; Vittorio Brambilla (March-Ford 741), -36 laps/accident; Tim Schenken (Trojan-Ford T103), -37 laps/gearbox; Carlos Reutemann (Brabham-Ford BT44), -40 laps/gearbox; Hans-Joachim Stuck (March-Ford 741), -41 laps/chassis; Henri Pescarolo (BRM P201), -49 laps/engine; James Hunt (Hesketh-Ford 308), -50 laps/engine; Francois Migault (BRM P201), -52 laps/gearbox; Jean-Pierre Beltoise (BRM P201), -52 laps/electrical. **Did not qualify:** Jose Dolhem (Surtees-Ford TS16); Carlo Facetti (Brabham-Ford BT42); Derek Bell (Surtees-Ford TS16); Mike Wilds (Ensign-Ford N174); Chris Amon (Amon-Ford AF101); Leo Kinnunen (Surtees-Ford TS16).

### 1975 F1 ITALIAN GRAND PRIX

Monza, September 7th - 300, 56 km (5,78 km x 52 laps)

**Winner: Clay Regazzoni** (Ferrari 312T), 1h22m42.6 (average speed 218,034 km/h); 2. Emerson Fittipaldi (McLaren-Ford M23), +16.6 sec; 3. Niki Lauda (Ferrari 312T), +23.2 sec; 4. Carlos Reutemann (Brabham-Ford BT44B), +55.1 sec; 5. James Hunt (Hesketh-Ford 308C), +57.1; 6. Tom Pryce (Shadow-Ford DN5), +1m15.9; 7. Patrick Depailler (Tyrrell-Ford 007), -1 lap; 8. Jody Scheckter (Tyrrell-Ford 007), -1 lap; 9. Harald Ertl (Hesketh-Ford 308), -1 lap; 10. Brett Lunger (Hesketh-Ford 308), -2 laps; 11. Arturo Merzario (Copersucar-Ford FD03), -4 laps; 12. Chris Amon (Ensign-Ford N175), -4 laps; 13. Jim Crawford (Lotus-Ford 72F), -6 laps; 14. Renzo Zorzi (Williams-Ford FW), -6 laps. **Pole position: Niki Lauda** (Ferrari 312T), 1m32.24 (average speed 225.585). **Fastest lap: Clay Regazzoni** (Ferrari 312T), 1m33.1 (average speed 223,501 km/h).

**Did not finish:** Jean-Pierre Jarier (Shadow-Matra DN7), -20 laps/fuel pump; Lella Lombardi (March-Ford 751), -31 laps/accident; Hans-Joachim Stuck (March-Ford 751), 37 laps/accident; Jacques Lafitte (Williams-Ford FW04), -45 laps/gearbox; Carlos Pace (Brabham-Ford BT44B), -46 laps/throttle; Rolf Stommelen (Hill-Ford GH1), -49 laps/accident; Jochen Mass (McLaren-Ford M23), -50 laps/accident; Mario Andretti (Parnelli-Ford VPJ4), -51 laps/accident; Tony Brise (Hill-Ford GH1), -51 laps/accident; Vittorio Brambilla (March-Ford 751), -51 laps/clutch; Ronnie Peterson (Lotus-Ford 72E), -51 laps/engine; Bob Evans (BRM P201), -52 laps/electrical. **Did not qualify:** Roelof Wunderink (Ensign-Ford N174); Tony Trimmer (Maki-Ford F101C).



## ITALIAN GRAND PRIX 1921 - 2015 RESULTS

### 1976 F1 ITALIAN GRAND PRIX

Monza, September 12th - 301,6 km (5,8 km x 52 laps)

**Winner: Ronnie Peterson** (March-Ford 761), 1h30m35.6 (average speed 199,749 km/h); 2. Clay Regazzoni (Ferrari 312T2), +2.3 sec; 3. Jacques Lafitte (Ligier-Matra JS59), +3.0 sec; 4. Niki Lauda (Ferrari 312T2), +19.4 sec; 5. Jody Scheckter (Tyrrell-Ford P34), +19.5 sec; 6. Patrick Depailler (Tyrrell-Ford P34), +35.7 sec; 7. Vittorio Brambilla (March-Ford 761), +43.9 sec; 8. Tom Pryce (Shadow-Ford DN8), +52.9 sec; 9. Carlos Reutemann (Ferrari 312T2), +57.5 sec; 10. Jacky Ickx (Ensign-Ford N176), +1m12.4; 11. John Watson (Penske- Ford PC4), +1m42.2; 12. Alan Jones (Surtees-Ford TS19), -1 lap; 13. Gunnar Nilsson (Lotus- Ford 77), -1 lap; 14. Brett Lunger (Surtees-Ford TS19), -2 laps; 15. Emerson Fittipaldi (Copersucar-Ford FD04), -2 laps; 16. Harald Ertl (Hesketh-Ford 308D), -3 laps; 17. Henri Pescarolo (Surtees-Ford TS19), -3 laps; 18. Sandro Pesenti-Rossi (Tyrrell-Ford 007), -3 laps; 19. Jean-Pierre Jarier (Shadow-Ford DN5B), -5 laps. **Pole position: Jacques Lafitte** (Ligier- Matra JS5), 1m41.35 (average speed 206,019). **Fastest lap: Ronnie Peterson** (March-Ford 761), 1m41.3 (average speed 206,120 km/h).

**Did not finish:** Rolf Stommelen (Brabham-Alfa Romeo BT45), -11 laps/fuel system; Hans- Joachim Stuck (March-Ford 761), -29 laps/accident; Mario Andretti (Lotus-Ford 77), -29 laps/accident; James Hunt (McLaren-Ford M23), -41 laps/spin; Larry Perkins (Boro-Ford N175), -44 laps/engine; Carlos Pace (Brabham-Alfa Romeo BT45), -48 laps/engine; Jochen Mass (McLaren-Ford M23), -50 laps/ignition. **Did not start:** Guy Edwards (Hesketh-Ford 308D), allowed Watson to race; Arturo Merzario (Wolf Williams-Ford FW05); Otto Stuppacher (Tyrrell- Ford 007), believed he hadn't qualified.

### 1977 F1 ITALIAN GRAND PRIX

Monza, September 11th - 301,6 km (5,8 km x 52 laps)

**Winner: Mario Andretti** (Lotus-Ford 78), 1h27m50.09 (average speed 206,014 km/h); 2. Niki Lauda (Ferrari 312T2), +16.96 sec; 3. Alan Jones (Shadow-Ford DN8), +23.63 sec; 4. Jochen Mass (McLaren-Ford M26), +28.48 sec; 5. Clay Regazzoni (Ensign-Ford N177), +30.11 sec; 6. Ronnie Peterson (Tyrrell-Ford P34), +1m19.22; 7. Patrick Neve (March-Ford 761), -2 laps; 8. Jacques Lafitte (Ligier-Matra JS7), -2 laps; 9. Rupert Keegan (Hesketh-Ford 308E), -4 laps. **Pole position: James Hunt** (McLaren-Ford M26), 1m38.08 (average speed 212,887 km/h). **Fastest lap: Mario Andretti** (Lotus-Ford 78), 1m39.10 (average speed 210,696 km/h).

**Did not finish:** Ian Scheckter (March-Ford 771), -11 laps/transmission; Riccardo Patrese (Shadow-Ford DN8), -13 laps/spin; Carlos Reutemann (Ferrari 312T2), -13 laps/spin; Bruno Giacomelli (McLaren-Ford M23), -14 laps/engine; Hans-Joachim Stuck (Brabham-Alfa Romeo BT45B), -22 laps (Engine); James Hunt (McLaren-Ford M26), -26 laps/spin; Patrick Depailler (Tyrrell-Ford P34), -28 laps/engine; Jody Scheckter (Wolf-Ford WR1), -29 laps/engine; Jean- Pierre Jabouille (Renault RS01), -30 laps/engine; Jean-Pierre Jarier (Penske-Ford PC4), -34 laps/engine; Patrick Tambay (Ensign-Ford N177), -44 laps/engine; Vittorio Brambilla (Surtees- Ford TS19), -47 laps/accident; Brett Lunger (McLaren-Ford M23), -48 laps/engine; Gunnar Nilsson (Lotus-Ford 78), -49 laps/suspension; John Watson (Brabham-Alfa Romeo BT45B), -50 laps/accident. **Did not qualify:** Alex Ribeiro (March-Ford 761B); Emerson Fittipaldi (Copersucar-Ford F5); Lamberto Leoni (Surtees-Ford TS19); Brian Henton (Boro-Ford N175); Emilio de Villota (McLaren-Ford M23); Ian Ashley (Hesketh-Ford 308E); Teddy Pilette (BRM P207); Hans Binder (Penske-Ford PC4); Loris Kessel (Williams-Ford FW); Giorgio Francia (Brabham-Alfa Romeo BT45B).

### 1978 F1 ITALIAN GRAND PRIX

Monza, September 10th - 301, 6 km (5,8 km x 52 laps)

*Race stopped after start accident, restarted for original distance but then shortend to 40 laps, 232 km. Andretti and Villeneuve finished first and second but received 1 minute penalty for jump start.*

**Winner: Niki Lauda** (Brabham-Alfa Romeo BT46), 1h07m04.54 (average speed 207,525 km/h); 2. John Watson (Brabham-Alfa Romeo BT46), +1.48 sec; 3. Carlos Reutemann (Ferrari 312T3), +20.47 sec; 4. Jacques Lafitte (Ligier-Matra JS9), +37.53 sec; 5. Patrick Tambay (McLaren-Ford M26), +40.39 sec; 6. Mario Andretti (Lotus-Ford 79), +46.33 sec; 7. Gilles Villeneuve (Ferrari 312T3), +48.48 sec; 8. Emerson Fittipaldi (Copersucar-Ford F5A), +55.24; 9. Nelson Piquet (McLaren-Ford M23), +1m06.83; 10. Derek Daly (Ensign-Ford N177), +1m09.11; 11. Patrick Depailler (Tyrrell-Ford 008), +1m16.57; 12. Jody Scheckter (Wolf-Ford WR5), -1 lap; 13. Alan Jones (Williams-Ford FW06), -1 lap; 14. Bruno Giacomelli (McLaren-Ford M26), -1 lap. **Not classified:** Clay Regazzoni (Shadow-Ford DN9), -7 laps. **Pole position: Mario Andretti** (Lotus-Ford 79), 1m37.520. **Fastest lap: Mario Andretti** (Lotus-Ford 79), 1m38.23 (average speed 212,652 km/h).

**Did not finish:** Riccardo Patrese (Arrows-Ford FA1), -12 laps/engine; James Hunt (McLaren- Ford M26), -22 laps/distributor; Arturo Merzario (Merzario-Ford A1), -26 laps/engine; Jean- Pierre Jabouille (Renault RS01), -35 laps/engine; Brett Lunger (McLaren-Ford M26), -40 laps/accident; Vittorio Brambilla (Surtees-Ford TS20), -40 laps/accident; Hans-Joachim Stuck (Shadow-Ford DN9), -40 laps/accident; Ronnie Peterson (Lotus-Ford 79), -40 laps/fatal accident; Didier Pironi (Tyrrell-Ford 008), -40 laps/accident. **Did not qualify:** Hector Rebaque (Lotus-Ford 78); Harald Ertl (ATS-Ford HS1); Michael Bleekemolen (ATS-Ford HS1); Carlo Franchi (Surtees-Ford TS20). **Did not pre-qualify:** Rolf Stommelen (Arrows-Ford A1); Alberto Colombo (Merzario-Ford A1); Harald Ertl (Ensign-Ford N177).

## ITALIAN GRAND PRIX 1921 - 2015 RESULTS

### 1979 F1 ITALIAN GRAND PRIX

Monza, September 9th - 290 km (5,8 km x 50 laps)

**Winner: Jody Scheckter** (Ferrari 312T4), 1h22m00.22 (average speed 212,185 km/h); 2. Gilles Villeneuve (Ferrari 312T4), +0.46 sec; 3. Clay Regazzoni (Williams-Ford FW07), +4.78 sec; 4. Niki Lauda (Brabham-Alfa Romeo BT48), +54.40 sec; 5. Mario Andretti (Lotus-Ford 79), +59.70 sec; 6. Jean-Pierre Jarier (Tyrrell-Ford 009), +1m01.55; 7. Carlos Reutemann (Lotus-Ford 79), +1m24.14; 8. Emerson Fittipaldi (Copersucar-Ford F6A), -1 lap; Alan Jones (Williams-Ford FW07), -1 lap; 10. Didier Pironi (Tyrrell-Ford 009), -1 lap; 11. Hans-Joachim Stuck (ATS-Ford D3), -1 lap; 12. Vittorio Brambilla (Alfa Romeo 177), -1 lap; 13. Riccardo Patrese (Arrows-Ford A2), -3 laps; 14. Jean-Pierre Jabouille (Renault RS10), -5 laps. **Pole position: Jean-Pierre Jabouille** (Renault RS10), 1m34.580 (average speed 220,765 km/h). **Fastest lap: Clay Regazzoni** (Williams-Ford FW07), 1m35.60 (218,410 km/h).

**Did not finish:** Jacques Lafitte (Ligier-Ford JS11), -9 laps/engine; Keke Rosberg (Wolf-Ford WR8), -9 laps/engine; Jacky Ickx (Ligier-Ford JS11), -10 laps (Engine); Elio de Angelis (Shadow-Ford DN9), -17 laps/clutch; Bruno Giacomelli (Alfa Romeo 179), -22 laps/spin; René Arnoux (Renault RS10), -37 laps/engine; John Watson (McLaren-Ford M29), -37 laps/accident; Jochen Mass (Arrows-Ford A2), -47 laps/suspension; Patrick Tambay (McLaren-Ford M29), -47 laps/engine; Nelson Piquet (Brabham-Alfa Romeo BT48), -49 laps/accident. **Did not qualify:** Jan Lammers (Shadow-Ford DN9); Marc Surer (Ensign-Ford N179); Arturo Merzario (Merzario-Ford A4); Hector Rebaque (Rebaque-Ford HR100).

### 1980 F1 ITALIAN GRAND PRIX

Imola, September 14th - 300 km (5 km x 60 laps)

**Winner: Nelson Piquet** (Brabham-Ford BT49), 1h38m07.52 (average speed 183.440 km/h); 2. Alan Jones (Williams-Ford FW07B), +28.93 sec; 3. Carlos Reutemann (Williams-Ford FW07B), +1:13.67; 4. Elio de Angelis (Lotus-Ford 81), -1 lap; 5. Keke Rosberg (Fittipaldi-Ford F8), -1 lap; 6. Didier Pironi (Ligier-Ford JS11/15), -1 lap; 7. Alain Prost (McLaren-Ford M30), -1 lap; 8. Jody Scheckter (Ferrari 312T5), -1 lap; 9. Jacques Lafitte (Ligier-Ford JS11/15), -1 lap; 9. René Arnoux (Renault RE20), -2 laps; 11. Rupert Keegan (Williams-Ford FW07B), -2 laps; 12. Eddie Cheever (Osella-Ford FA1), -3 laps. **Pole position: René Arnoux** (Renault RE20), 1m33.988 (average speed 191,514 km/h). **Fastest lap: Alan Jones** (McLaren-Ford M30), 1m36.089 (average speed 187,326 km/h).

**Did not finish:** Jean-Pierre Jarier (Tyrrell-Ford 010), -6 laps /brakes; Jean-Pierre Jabouille (Renault RE20), -7 laps/gearbox; Marc Surer (ATS-Ford D4), -15 laps/engine; Mario Andretti (Lotus-Ford 81), -20 laps/engine; Riccardo Patrese (Arrows-Ford A3), -22 laps/engine; Derek Daly (Tyrrell-Ford 010), -27 laps/accident; John Watson (McLaren-Ford M29), -40 laps/wheel bearing; Hector Rebaque (Brabham-Ford BT49), -42 laps/suspension; Emerson Fittipaldi (Fittipaldi-Ford F8), -43 laps/accident; Bruno Giacomelli (Alfa Romeo 179), -54 laps/puncture; Gilles Villeneuve (Ferrari 312T5), -55 laps/puncture; Vittorio Brambilla (Alfa Romeo 179), -56 laps/spun. **Did not qualify:** Nigel Mansell (Lotus-Ford 81B); Manfred Winkelhock (Arrows-Ford A3); Jan Lammers (Ensign-Ford N180); Geoff Lees (Ensign-Ford N180).

### 1981 F1 ITALIAN GRAND PRIX

Monza, September 13th - 301,6 km (5,8 km x 52 laps)

**Winner: Alain Prost** (Renault RE30), 1h26m33.897 (average speed 209.045 km/h); 2. Alan Jones (Williams-Ford FW07C), +22.175 sec; 3. Carlos Reutemann (Williams-Ford FW07C), +50.587 sec; 4. Elio de Angelis (Lotus-Ford 87); +1m32.902; 5. Didier Pironi (Ferrari 126CK), +1m34.522; 6. Nelson Piquet (Brabham-Ford BT49C), -1 lap/engine; 7. Andrea de Cesaris (McLaren-Ford MP4), -1 lap/tyre burst; 8. Bruno Giacomelli (Alfa Romeo 179C), -2 laps; 9. Jean-Pierre Jarier (Osella-Ford FA1C), -2 laps; 10. Brian Henton (Toleman-Hart TG181), -3 laps. **Pole position: René Arnoux** (Renault RE30), 1m33.457 (average speed 223.418 km/h). **Fastest lap: Carlos Reutemann** (Williams-Ford FW07C), 1m37.528 (average speed 214.092 km/h).

**Did not finish:** Mario Andretti (Alfa Romeo 179D), -11 laps/engine; Derek Daly (March-Ford 811), -15 laps/gearbox; Patrick Tambay (Ligier-Matra JS17), -30 laps/puncture; Nigel Mansell (Lotus-Ford 87), -31 laps/suspension; Riccardo Patrese (Arrows-Ford A3), -33 laps/gearbox; John Watson (McLaren-Ford MP4), -33 laps /accident; Michele Alboreto (Tyrrell-Ford 011), -36 laps/accident; Eliseo Salazar (Ensign-Ford N180B), -39 laps/spun; René Arnoux (Renault RE30), -40 laps/spun; Jacques Lafitte (Ligier-Matra JS17), -41 laps/puncture; Eddie Cheever (Tyrrell-Ford 011), -41 laps/spun; Slim Borgudd (ATS-Ford HGS1), -42 laps/spun; Gilles Villeneuve (Ferrari 126CK), -46 laps/turbo; Hector Rebaque (Brabham-Ford BT49C), -52 laps/electrical. **Did not qualify:** Marc Surer (Theodore-Ford TY01); Beppe Gabbiani (Osella-Ford FA1B); Derek Warwick (Toleman-Hart TG181); Siegfried Stohr (Arrows-Ford A3); Keke Rosberg (Fittipaldi-Ford F8C); Chico Serra (Fittipaldi-Ford F8C).



## ITALIAN GRAND PRIX 1921 - 2015 RESULTS

### 1982 F1 ITALIAN GRAND PRIX

Monza, September 12th - 301,6 km (5,8 km x 52 laps)

**Winner: René Arnoux** (Renault RE30B), 1h22m25.734 (average speed 219,535 km/h); 2. Patrick Tambay (Ferrari 126C2), +14.064 sec; 3. Mario Andretti (Ferrari 126C2), +48.452 sec; 4. John Watson (McLaren-Ford MP4B), +1m27.845; 5. Michele Alboreto (Tyrrell-Ford 011), -1 lap; 6. Eddie Cheever (Ligier-Matra JS19), -1 lap; 7. Nigel Mansell (Lotus-Ford 91), -1 lap; 8. Keke Rosberg (Williams-Ford FW08), -2 laps; 9. Eliseo Salazar (ATS-Ford D5), -2 laps; 10. Andrea de Cesaris (Alfa Romeo 182), -2 laps; 11. Chico Serra (Fittipaldi-Ford F9), -3 laps; 12. Mauro Baldi (Arrows-Ford A5), -3 laps. **Not classified:** Roberto Guerrero (Ensign-Ford N181), -12 laps. **Pole position: Mario Andretti** (Ferrari 126C2), 1m28.473 (average speed 236,004 km/h). **Fastest lap: René Arnoux** (Renault RE30B), 1m33.619 (average speed 223,031 km/h).

**Did not finish:** Elio de Angelis (Lotus-Ford 91), -18 laps/throttle; Bruno Giacomelli (Alfa Romeo 182), -20 laps/handling; Marc Surer (Arrows-Ford A4), -24 laps/ignition; Alain Prost (Renault RE30B), -25 laps/injection; Niki Lauda (McLaren-Ford MP4B), -30 laps/brakes; Jean-Pierre Jarier (Osella-Ford FA1D), -42 laps/rear wheel lost; Nelson Piquet (Brabham-BMW BT50), -45 laps/engine; Riccardo Patrese (Brabham-BMW BT50), -46 laps/clutch; Jacques Lafitte (Ligier-Matra JS19), -47 laps/gearbox; Teo Fabi (Toleman-Hart TG181C), -50 laps/engine; Derek Daly (Williams-Ford FW08), -51 laps/accident; Derek Warwick (Toleman-Hart TG183), -52 laps/accident; Brian Henton (Tyrrell-Ford 011), -52 laps/accident. **Did not qualify:** Rupert Keegan (March-Ford 821); Manfred Winkelhock (ATS-Ford D5); Raul Boesel (March-Ford 821); Tommy Byrne (Theodore-Ford TY02).

### 1983 F1 ITALIAN GRAND PRIX

Monza, September 11th - 301,6 km (5,8 km x 52 laps)

Keke Rosberg (Williams-Ford FW08C) finished 9th, but was penalised 1 minute for jump start

**Winner: Nelson Piquet** (Brabham-BMW BT52B), 1h23m10.880 (average speed 217,548 km/h); 2. René Arnoux (Ferrari 126C3), +10.212 sec; 3. Eddie Cheever (Renault RE40), +18.612 sec; 4. Patrick Tambay (Ferrari 126C3), +29.023 sec; 5. Elio de Angelis (Lotus-Renault 94T), +53.680 sec; 6. Derek Warwick (Toleman-Hart TG183B), +1m13.348; 7. Bruno Giacomelli (Toleman-Hart TG183B), +1m33.922; 8. Nigel Mansell (Lotus-Renault 94T), +1m36.035; 9. Jean-Pierre Jarier (Ligier-Ford JS21), -1 lap; 10. Marc Surer (Arrows-Ford A6), -1 lap; 11. Keke Rosberg (Williams-Ford FW08C), -1 lap; 12. Johnny Cecotto (Theodore-Ford N183), -2 laps; 13. Roberto Guerrero (Theodore-Ford N183), -2 laps. **Pole Position: Riccardo Patrese** (Brabham-BMW BT52B), 1m29.122 (average speed 234,286 km/h). **Fastest lap: Nelson Piquet** (Brabham-BMW BT52B), 1m34.431 (average speed 221,114 km/h).

**Did not finish:** Corrado Fabi (Osella-Alfa Romeo FA1E), -6 laps/oil union; Danny Sullivan (Tyrrell-Ford 011), -8 laps/fuel pump; Thierry Boutsen (Arrows-Ford A6), -10 laps/engine; Manfred Winkelhock (ATS-BMW D6), -17 laps/exhaust; Michele Alboreto (Tyrrell-Ford 012), -23 laps/clutch; Alain Prost (Renault RE40), -26 laps/turbo; Niki Lauda (McLaren-TAG MP4/1E), -28 laps/electrical; John Watson (McLaren-TAG MP4/1E), -39 laps/engine; Piercarlo Ghinzani (Osella-Alfa Romeo FA1E), -42 laps/gearbox; Mauro Baldi (Alfa Romeo 183T), -47 laps/turbo; Stefan Johansson (Spirit-Honda 201), -48 laps/distributor; Riccardo Patrese (Brabham-BMW BT52B), -49 laps/electrical; Andrea de Cesaris (Alfa Romeo 183T), -50 laps/accident. **Did not qualify:** Raul Boesel (Ligier-Ford JS21); Jacques Lafitte (Williams-Ford FW08C); Kenny Acheson (RAM-Ford 01).

### 1984 F1 ITALIAN GRAND PRIX

Monza, September 9th - 295,8km (5,8 km x 51 laps)

**Winner: Niki Lauda** (McLaren-TAG MP4/2), 1h20m29.065 (average speed 220,514 km/h); 2. Michele Alboreto (Ferrari 126C4), +24.249 sec; 3. Riccardo Patrese (Alfa Romeo 184T), -1 lap; 4. Stefan Johansson (Toleman-Hart TG184), -2 laps; 5. Jo Gartner (Osella-Alfa Romeo FA1F), -2 laps; 6. Gerhard Berger (ATS-BMW D7), -2 laps; 7. Piercarlo Ghinzani (Osella-Alfa Romeo FA1F), -3 laps/out of fuel; 8. Huub Rothengatter (Spirit-Hart 101), -3 laps; 9. Eddie Cheever (Alfa Romeo 184T), -6 laps/out of fuel; 10. Thierry Boutsen (Arrows-BMW A7), -6 laps. **Pole position: Nelson Piquet** (Brabham-BMW BT53), 1m26.584 (average speed 241,153 km/h). **Fastest lap: Niki Lauda** (McLaren-TAG MP4/2), 1m31.912 (average speed 227,173 km/h).

**Did not finish:** Marc Surer (Arrows-BMW A7), -7 laps/engine; Patrick Tambay (Renault RE50), -7 laps/throttle; Teo Fabi (Brabham-BMW BT53), -8 laps/engine; Derek Warwick (Renault RE50), -20 laps/oil pressure; Jonathan Palmer (RAM-Hart 02), -30 laps/oil pressure; Nelson Piquet (Brabham-BMW BT53), -35 laps/engine; Elio de Angelis (Lotus-Renault 95T), -36 laps/gearbox; Nigel Mansell (Lotus-Renault 95T), -38 laps/spun; Jacques Lafitte (Williams-Honda FW09B), -40 laps/turbo; Andrea de Cesaris (Ligier-Renault JS23), -43 laps/engine; Keke Rosberg (Williams-Honda FW09B), -43 laps/turbo; Francois Hesnault (Ligier-Renault JS23), -44 laps/spun; Philippe Alliot (RAM-Hart 02), -45 laps/electrics; René Arnoux (Ferrari 126C4), -46 laps/gearbox; Alain Prost (McLaren-TAG MP4/2), -48 laps/engine. **Did not start:** Manfred Winkelhock (ATS-BMW D7), gear-box on parade lap. **Did not qualify:** Pierluigi Martini (Toleman-Hart TG184).



## ITALIAN GRAND PRIX 1921 - 2015 RESULTS

### 1985 F1 ITALIAN GRAND PRIX

Monza, September 8th - 295,8 km (5,8 km x 51 laps)

**Winner: Alain Prost** (McLaren-TAG MP4/2B), 1h17m59.451 (average speed 227,565 km/h); 2. Nelson Piquet (Brabham-BMW BT54), +51.635 sec; 3. Ayrton Senna (Lotus-Renault 97T), +1m00.390; 4. Marc Surer (Brabham-BMW BT54), +1m00.609; 5. Stefan Johansson (Ferrari 156/85), -1 lap; 6. Elio de Angelis (Lotus-Renault 97T), -1 lap; 7. Patrick Tambay (Renault RE60B), -1 lap; 8. Martin Brundle (Tyrrell-Renault 014), -1 lap; 9. Thierry Boutsen (Arrows-BMW A8), -1 lap; 10. Philippe Streiff (Ligier-Renault JS25), -2 laps; 11. Nigel Mansell (Williams-Honda FW10), -4 laps/engine; 12. Teo Fabi (Toleman-Hart TG185), -4 laps; 13. Michele Alboreto (Ferrari 156/85), -6 laps/engine. **Pole position: Ayrton Senna** (Lotus-Renault 97T), 1m25.084 (average speed 245,405 km/h). **Fastest lap: Nigel Mansell** (Williams-Honda FW10), 1m28.283 (average speed 236,512 km/h).

**Did not finish:** Keke Rosberg (Williams-Honda FW10), -7 laps/engine; Jacques Lafitte (Ligier-Renault JS25), -11 laps/engine; Niki Lauda (McLaren-TAG MP4/2B), -18 laps/transmission; Riccardo Patrese (Alfa Romeo 184T), -20 laps/exhaust; Huub Rothengatter (Osella-Alfa Romeo FA1G), -25 laps/engine; Philippe Alliot (RAM-Hart 03), -32 laps/turbo; Gerhard Berger (Arrows-BMW A8), -38 laps/engine; Derek Warwick (Renault RE60B), -42 laps/transmission; Alan Jones (Lola-Hart THL1), -45 laps/distributor; Eddie Cheever (Alfa Romeo 184T), -48 laps/engine; Kenny Acheson (RAM-Hart 03), -49 laps/clutch; Pierluigi Martini (Minardi-Motori Moderni M185), -51 laps/fuel pump; Piercarlo Ghinzani (Toleman-Hart TG185), -51 laps/stalled on grid.

### 1986 F1 ITALIAN GRAND PRIX

Monza, September 7th - 295,8 km (5,8 km x 51 laps)

**Winner: Nelson Piquet** (Williams-Honda FW11), 1h17m42.889 (average speed 228,373 km/h); 2. Nigel Mansell (Williams-Honda FW11), +9.828 sec; 3. Stefan Johansson (Ferrari F186), +22.915 sec; 4. Keke Rosberg (McLaren-TAG MP4/2C), +53.809 sec; 5. Gerhard Berger (Benetton-BMW B186), -1 lap; 6. Alan Jones (Lola-Ford THL2), -2 laps; 7. Thierry Boutsen (Arrows-BMW A8), -2 laps; 8. Christian Danner (Arrows-BMW A8), -2 laps; 9. Philippe Streiff (Tyrrell-Renault 015), -2 laps; 10. Martin Brundle (Tyrrell-Renault 015), -2 laps. **Not classified:** Alex Caffi (Osella-Alfa Romeo FA1F), -6 laps. **Pole position: Teo Fabi** (Benetton-BMW B186), 1m24.078 (average speed 248,341 km/h). **Fastest lap: Teo Fabi** (Benetton-BMW B186), 1m28.099 (average speed 237,006 km/h).

**Did not finish:** Teo Fabi (Benetton-BMW B186), -7 laps /puncture; Michele Alboreto (Ferrari F186), -18 laps/engine; Andrea de Cesaris (Minardi-Motori Moderni M186), -18 laps/engine; Ivan Capelli (AGS-Motori Moderni JH21C), -20 laps/puncture; René Arnoux (Ligier-Renault JS27), -21 laps/gearbox; Jonathan Palmer (Zakspeed 861), -24 laps/engine; Alain Prost (McLaren-TAG MP4/2C), -24 laps/engine-disqualified; Philippe Alliot (Ligier-Renault JS27), -29 laps/engine; Johnny Dumfries (Lotus-Renault 98T), -32 laps/gearbox; Derek Warwick (Brabham-BMW BT55), -35 laps/spun; Alessandro Nannini (Minardi-Motori Moderni M185B), -36 laps/electrics; Piercarlo Ghinzani (Osella-Alfa Romeo FA1G), -39 laps/suspension; Patrick Tambay (Lola-Ford THL2), -49 laps/accident; Riccardo Patrese (Brabham-BMW BT55), -49 laps/accident; Huub Rothengatter (Zakspeed 861), -50 laps/engine; Ayrton Senna (Lotus-Renault 98T), -51 laps/transmission.

### 1987 F1 ITALIAN GRAND PRIX

Monza, September 6th - 290 km (5,8 km x 50 laps)

**Winner: Nelson Piquet** (Williams-Honda FW11B), 1h14m47.707 (average speed 232,636 km/h); 2. Ayrton Senna (Lotus-Honda 99T), +1.806 sec; 3. Nigel Mansell (Williams-Honda FW11B), +49.036 sec; 4. Gerhard Berger (Ferrari F187), +57.979 sec; 5. Thierry Boutsen (Benetton-Ford B187), +1m21.319; 6. Stefan Johansson (McLaren-TAG MP4/3), +1m28.787; 7. Teo Fabi (Benetton-Ford B187), -1 lap; 8. Piercarlo Ghinzani (Ligier-Megatron JS29C), -2 laps; 9. Christian Danner (Zakspeed 871), -2 laps; 10. René Arnoux (Ligier-Megatron JS29C), -2 laps; 11. Satoru Nakajima (Lotus-Honda 99T), -3 laps; 12. Philippe Streiff (Tyrrell-Ford DG016), -3 laps; 13. Ivan Capelli (March-Ford 871), -3 laps; 14. Jonathan Palmer (Tyrrell-Ford DG016), -3 laps; 15. Alain Prost (McLaren-TAG MP4/3), -4 laps; 16. Alessandro Nannini (Minardi-Motori Moderni M187), -5 laps/out of fuel. **Pole position: Nelson Piquet** (Williams-Honda FW11B), 1m23.460 (average speed 250.180 km/h). **Fastest lap: Ayrton Senna** (Lotus-Honda 99T), 1m26.796 (240,564 km/h).

**Did not finish:** Martin Brundle (Zakspeed 871), -7 laps/gearbox; Philippe Alliot (Lola-Ford LC87), -13 laps/spun; Adrian Campos (Minardi-Motori Moderni M187), -16 laps/fuel filter-fire; Franco Forini (Osella-Alfa Romeo FA1L), -23 laps/turbo; Eddie Cheever (Arrows-Megatron A10), -23 laps/halfshaft; Alex Caffi (Osella-Alfa Romeo FA1L), -34 laps/suspension; Michele Alboreto (Ferrari F187), -37 laps/turbo; Derek Warwick (Arrows-Megatron A10), -41 laps/electrics; Andrea de Cesaris (Brabham-BMW BT56), -43 laps/suspension; Riccardo Patrese (Brabham-BMW BT56), -45 laps/engine. **Not qualified:** Nicola Larini (Coloni-Ford FC187); Pascal Fabre (AGS-Ford JH22).

## ITALIAN GRAND PRIX 1921 - 2015 RESULTS

### 1988 F1 ITALIAN GRAND PRIX

Monza, September 11th - 295,8 km (5,8 km x 51 laps)

**Winner: Gerhard Berger** (Ferrari F187/88C), 1h17m39.744 (average speed 228,528 km/h); 2. Michele Alboreto (Ferrari F187/88C), +0.502 sec; 3. Eddie Cheever (Arrows- Megatron A10B), +35.532 sec; 4. Derek Warwick (Arrows-Megatron A10B), +36.114 sec; 5. Ivan Capelli (March-Judd 881), +52.522 sec; 6. Thierry Boutsen (Benetton-Ford B188), +59.878 sec; 7. Riccardo Patrese (Williams-Judd FW12 -1:14.743; 8. Mauricio Gugelmin (March-Judd 881), +1m32.566; 9. Alessandro Nannini (Benetton-Ford B188), -1 lap; 10. Ayrton Senna (McLaren-Honda MP4/4), -2 laps/spun; 11. Jean-Louis Schlesser (Williams-Judd FW12), -2 laps; 12. Julian Bailey (Tyrrell-Ford 017), -2 laps; 13. René Arnoux (Ligier-Judd JS31), -2 laps. **Pole position: Ayrton Senna** (McLaren-Honda MP4/4), 1m25.974 (average speed 242.864 km/h). **Fastest lap: Michele Alboreto** (Ferrari F187/88C), 1m29.070 (average speed 234.422 km/h).

**Did not finish:** Alain Prost (McLaren-Honda MP4/4), -17 laps/engine; Philippe Alliot (Lola-Ford LC88), -18 laps/engine; Philippe Streiff (AGS-Ford JH23), -20 laps/clutch; Bernd Schneider (Zakspeed 881), -23 laps/engine; Andrea de Cesaris (Rial-Ford ARC1), -24 laps(accident-front suspension; Piercarlo Ghinzani (Zakspeed 881), -26 laps/engine; Alex Caffi (Dallara-Ford 188), -27 laps/engine; Yannick Dalmas (Lola-Ford LC88), -34 laps/spun-radiator; Pierluigi Martini (Minardi-Ford M188), -36 laps/engine; Satoru Nakajima (Lotus-Honda 100T), -37 laps/engine; Luis Perez-Sala (Minardi-Ford M188), -39 laps/gearbox; Nelson Piquet (Lotus-Honda 100T), -40 laps/clutch-spun; Nicola Larini (Osella-Alfa Romeo FA1L), -49 laps/engine. **Did not qualify:** Jonathan Palmer (Tyrrell-Ford 017); Stefan Johansson (Ligier-Judd JS31; Gabriele Tarquini (Coloni-Ford FC188B); Stefano Modena (EuroBrun-Ford ER188). **Did not pre-qualified:** Oscar Larrauri (EuroBrun-Ford ER188).

### 1989 F1 ITALIAN GRAND PRIX

Monza, September 10th - 307,4 km (5,8 km x 53 laps)

**Winner: Alain Prost** (McLaren-Honda MP4/5), 1h19m27.550 (average speed 232,119 km/h); 2. Gerhard Berger (Ferrari 640), +7.326 sec; 3. Thierry Boutsen (Williams-Renault FW12C), +14.975 sec; 4. Riccardo Patrese (Williams-Renault FW12C), +38.722 sec; 5. Jean Alesi (Tyrrell-Ford 018), -1 lap; 6. Martin Brundle (Brabham-Judd BT58), -1 lap; 7. Pierluigi Martini (Minardi-Ford M189), -1 lap; 8. Luis Perez-Sala (Minardi-Ford M189), -2 laps; 9. René Arnoux (Ligier-Ford JS33), -2 laps; 10. Satoru Nakajima (Lotus-Judd 101), -2 laps; 11. Alex Caffi (Dallara-Ford 189), -6 laps/engine. **Pole position: Ayrton Senna** (McLaren-Honda MP4/5), 1m23.720 (average speed 249,403 km/h). **Fastest lap: Alain Prost** (McLaren-Honda MP4/5), 1:28.107 (average speed 236,985 km/h).

**Did not finish:** Andrea de Cesaris (Dallara-Ford 189), -8 laps/engine; Ayrton Senna (McLaren-Honda MP4/5), -9 laps/engine, spun; Nigel Mansell (Ferrari 640), -12 laps/gearbox; Bertrand Gachot (Onyx-Ford ORE-1), -15 laps/radiator, spun; Alessandro Nannini (Benetton-Ford B189), -20 laps/brakes; Olivier Grouillard (Ligier-Ford JS33), -23 laps/exhaust; Ivan Capelli (March-Judd CG891), -23 laps/engine; Nelson Piquet (Lotus-Judd 101), -30 laps/spun; Derek Warwick (Arrows-Ford A11), -35 laps/fuel system; Jonathan Palmer (Tyrrell-Ford 018), -35 laps/engine; Nicola Larini (Osella-Ford FA1M), -37 laps/gearbox; Michele Alboreto (Lola- Lamborghini LC89), -39 laps/electrics; Mauricio Gugelmin (March-Judd CG891), -39 laps/throttle jammed; Philippe Alliot (Lola-Lamborghini LC89), -52 laps/throttle jammed, spun; Emanuele Pirro (Benetton-Ford B189), -53 laps/transmission. **Did not qualify:** Eddie Cheever (Arrows-Ford A11); Christian Danner (Rial-Ford ARC2); Pierre-Henri Raphanel (Rial-Ford ARC2); Stefano Modena (Brabham-Judd BT58)/excluded, missed weight check. **Did not pre-qualify:** Stefan Johansson (Onyx-Ford ORE-1); Gabriele Tarquini (AGS-Ford JH24); Roberto Moreno (Coloni-Ford FC189); Piercarlo Ghinzani (Osella-Ford FA1M); Bernd Schneider (Zakspeed-Yamaha 891); Aguri Suzuki (Zakspeed-Yamaha 891); Oscar Larrauri (EuroBrun- Judd ER189); Yannick Dalmas (AGS-Ford JH24); Enrico Bertaggia (Coloni-Ford FC189).

### 1990 F1 ITALIAN GRAND PRIX

Monza, September 9th - 307,4 km (5,8 km x 53 laps)

*Race interrupted after first lap accident; restarted for original distance*

**Winner: Ayrton Senna** (McLaren-Honda MP4/5B), 1h17m57.878 (average speed 236,569 km/h); 2. Alain Prost (Ferrari 641), +6.054 sec; 3. Gerhard Berger (McLaren-Honda MP4/5B), +7.404 sec; 4. Nigel Mansell (Ferrari 641), +56.219 sec; 5. Riccardo Patrese (Williams-Renault FW13B), +1m25.274; 6. Satoru Nakajima (Tyrrell-Ford 019), -1 lap; 7. Nelson Piquet (Benetton-Ford B190), -1 lap; 8. Alessandro Nannini (Benetton-Ford B190), -1 lap; 9. Alex Caffi (Arrows-Ford A11B), -2 laps; 10. Andrea de Cesaris (Dallara-Ford 190), -2 laps; 11. Nicola Larini (Ligier-Ford JS33B), -2 laps; 12. Michele Alboreto (Arrows-Ford A11B), -3 laps/spin; 13. Philippe Alliot (Ligier-Ford JS33B), -3 laps. **Not classified:** Yannick Dalmas (AGS- Ford JH25), -8 laps. **Pole position: Ayrton Senna** (McLaren-Honda MP4/5B), 1m22.533 (252,990 km/h). **Fastest lap: Ayrton Senna** (McLaren-Honda MP4/5B), 1m26.254 (average speed 242,076 km/h).

**Did not finish:** Ivan Capelli (Leyton House-Judd CG901), -17 laps/fuel pump; Aguri Suzuki (Lola-Lamborghini 90), -17 laps/electrics; Olivier Grouillard (Osella-Ford FA1M-E), -26 laps/wheel bearing; Mauricio Gugelmin (Leyton House-Judd CG901), -29 laps/engine; Stefano Modena (Brabham-Judd BT59), -32 laps/engine; Thierry Boutsen (Williams-Renault FW13B), -35 laps/suspension; Derek Warwick (Lotus-Lamborghini 102), -38 laps/clutch; Emanuele Pirro (Dallara-Ford 190), -39 laps/gearbox, spun; Martin Donnelly (Lotus-Lamborghini 102), -40 laps/engine; Eric Bernard (Lola-Lamborghini 90), -43 laps/clutch; Pierluigi Martini (Minardi- Ford M190), -46 laps/spun, suspension; Jean Alesi (Tyrrell-Ford 019), -49 laps/spun. **Did not qualify:** Gabriele Tarquini (AGS-Ford JH25); Paolo Barilla (Minardi-Ford M190); David Brabham (Brabham-Judd BT59); Bertrand Gachot (Coloni-Ford FC189C). **Did not pre-qualify:** Roberto Moreno (EuroBrun-Judd ER189B); Claudio Langes (EuroBrun-Judd ER189B); Bruno Giacomelli (Life L190).



## ITALIAN GRAND PRIX 1921 - 2015 RESULTS

### 1991 F1 ITALIAN GRAND PRIX

Monza, September 8th - 307,4 km (5,8 km x 53 laps)

**Winner: Nigel Mansell** (Williams-Renault FW14), 1h17m54.319 (average speed 236,749 km/h); 2. Ayrton Senna (McLaren-Honda MP4/6), +16.262 sec; 3. Alain Prost (Ferrari 643), +16.829 sec; 4. Gerhard Berger (McLaren-Honda MP4/6), +27.719 sec; 5. Michael Schumacher (Benetton-Ford B191), +34.463; 6. Nelson Piquet (Benetton-Ford B191), +45.600 sec; 7. Andrea de Cesaris (Jordan-Ford 191), +51.136 sec; 8. Ivan Capelli (Leyton House-Ilmor CG911), +1m15.019; 9. Gianni Morbidelli (Minardi-Ferrari M191), -1 lap; 10. Emanuele Pirro (Dallara-Judd 191), -1 lap; 11. Erik Comas (Ligier-Lamborghini JS35B), -1 lap; 12. Mark Blundell (Brabham-Yamaha BT60Y), -1 lap; 13. Martin Brundle (Brabham-Yamaha BT60Y), -1 lap; 14. Mika Häkkinen (Lotus-Judd 102B), -4 laps; 15. Mauricio Gugelmin (Leyton House-Ilmor CG911), -4 laps; 16. Nicola Larini (Lamborghini 291), -5 laps. **Pole position: Ayrton Senna** (McLaren-Honda MP4/6), 1m21.114 (average speed 257,415 km/h). **Fastest lap: Ayrton Senna** (McLaren-Honda MP4/6), 1m26.061 (242,619 km/h).

**Did not finish:** Olivier Grouillard (Fomet-Ford F1), -7 laps/engine; J.J. Lehto (Dallara-Judd 191), -18 laps/puncture; Stefano Modena (Tyrrell-Honda 020), -21 laps/engine; Jean Alesi (Ferrari 643), -24 laps/engine; Riccardo Patrese (Williams-Renault FW14), -26 laps/gearbox; Satoru Nakajima (Tyrrell-Honda 020), -29 laps/throttle jammed; Eric Bernard (Lola-Ford L91), -32 laps/engine; Pierluigi Martini (Minardi-Ferrari M191), -45 laps/brakes; Roberto Moreno (Jordan-Ford 191), -51 laps/brakes; Thierry Boutsen (Ligier-Lamborghini JS35B), -52 laps/spun. **Did not qualify:** Michele Alboreto (Footwork-Ford FA12); Michael Bartels (Lotus-Judd 102B); Eric van de Poele (Lamborghini 291); Aguri Suzuki (Lola-Ford L91). **Did not pre-qualify:** Fabrizio Barbazza (AGS-Ford JH25B); Gabriele Tarquini (AGS-Ford JH27); Alex Caffi (Footwork-Ford FA12); Pedro Chaves (Coloni-Ford C4).

### 1992 F1 ITALIAN GRAND PRIX

Monza, September 13th - 307,4 km (5,8 km x 53 laps)

**Winner: Ayrton Senna** (McLaren-Honda MP4/7A), 1h18m15.349 (average speed 235.689 km/h); 2. Martin Brundle (Benetton-Ford B192), +17.050 sec; 3. Michael Schumacher (Benetton-Ford B192), +24.373 sec; 4. Gerhard Berger (McLaren-Honda MP4/7A), +1m25.490; 5. Riccardo Patrese (Williams-Renault FW14B), +1m33.158; 6. Andrea de Cesaris (Tyrrell-Ilmor 020B), -1 lap; 7. Michele Alboreto (Footwork-Mugen Honda FA13), -1 lap; 8. Pierluigi Martini (Dallara-Ferrari BMS-192), -1 lap; 9. Ukyo Katayama (Larousse-Lamborghini LC92), -3 laps/transmission; 10. Karl Wendlinger (March-Ilmor CG911), -3 laps; 11. J.J. Lehto (Dallara-Ferrari BMS-192), -6 laps/electrics. **Pole position: Nigel Mansell** (Williams-Renault FW14B), 1m22.221 (average speed 253,950 km/h). **Fastest lap: Nigel Mansell**, 1m26.119 (242,455 km/h).

**Did not finish:** Mauricio Gugelmin (Jordan-Yamaha 192), -7 laps/transmission; Thierry Boutsen (Ligier-Renault JS37), -12 laps/electrics; Nigel Mansell (Williams-Renault FW14B), -12 laps/gearbox hydraulic; Erik Comas (Ligier-Renault JS37), -18 laps/accident; Gabriele Tarquini (Fondmetal-Ford GR02), -23 laps/gearbox; Olivier Grouillard (Tyrrell-Ilmor 020B), -27 laps/engine; Johnny Herbert (Lotus-Ford 107), -35 laps/engine; Emanuele Naspetti (March-Ilmor CG911), -36 laps/accident; Ivan Capelli (Ferrari F92AT), -41 laps/spun; Jean Alesi (Ferrari F92AT), -41 laps/fuel system; Gianni Morbidelli (Minardi-Lamborghini M192), -41 laps/engine; Bertrand Gachot (Larousse-Lamborghini LC92), -42 laps/engine; Mika Häkkinen (Lotus-Ford 107), -48 laps/electrics; Aguri Suzuki (Footwork-Mugen Honda FA13), -51 laps/puncture; Eric van de Poele (Fondmetal-Ford GR02), -53 laps/clutch. **Did not qualify:** Christian Fittipaldi (Minardi-Lamborghini M192); Stefano Modena (Jordan-Yamaha 192).

### 1993 F1 ITALIAN GRAND PRIX

Monza, September 12th - 307,4 km (5,8 km x 53 laps)

**Winner: Damon Hill** (Williams-Renault FW15C), 1h17m07.509 (average speed 239,144 km/h); 2. Jean Alesi (Ferrari F93A), +40.012 sec; 3. Michael Andretti (McLaren-Ford MP4/8), -1 lap; 4. Karl Wendlinger (Sauber-Ilmor C12), -1 lap; 5. Riccardo Patrese (Benetton-Ford B193B), -1 lap; 6. Erik Comas (Larousse-Lamborghini LH93), -2 laps; 7. Pierluigi Martini (Minardi-Ford M193), -2 laps/accident; 8. Christian Fittipaldi (Minardi-Ford M193), -2 laps/accident; 9. Philippe Alliot (Larousse-Lamborghini LH93), -2 laps; 10. Luca Badoer (Lola-Ferrari T93/30), -2 laps; 11. Pedro Lamy (Lotus-Ford 107B), -4 laps/engine; 12. Alain Prost (Williams-Renault FW15C), -5 laps/engine; 13. Andrea de Cesaris (Tyrrell-Yamaha 021), -6 laps/oil pressure; 14. Ukyo Katayama (Tyrrell-Yamaha 021), -6 laps. **Pole position: Alain Prost** (Williams-Renault FW15C), 1m21.179 (average speed 257,209 km/h). **Fastest lap: Damon Hill** (Williams-Renault FW15C), 1m23.575 (average speed 249,835 km/h).

**Did not finish:** Michele Alboreto (Lola-Ferrari T93/30), -30 laps/suspension; Michael Schumacher (Benetton-Ford B193B), -32 laps/engine; Mark Blundell (Ligier-Renault JS39), -33 laps/accident; Gerhard Berger (Ferrari F93A), -38 laps/suspension; Johnny Herbert (Lotus-Ford 107B), -39 laps/accident; Martin Brundle (Ligier-Renault JS39), -45 laps/accident; Ayrton Senna (McLaren-Ford MP4/8), -45 laps/accident; J.J. Lehto (Sauber-Ilmor C12), -53 laps/accident; Marco Apicella (Jordan-Hart 193), -53 laps/accident; Rubens Barrichello (Jordan-Hart 193), -53 laps/accident; Aguri Suzuki (Footwork-Mugen Honda FA14), -53 laps/accident; Derek Warwick (Footwork-Mugen Honda FA14), -53 laps/accident.



## ITALIAN GRAND PRIX 1921 - 2015 RESULTS

### 1994 F1 ITALIAN GRAND PRIX

Monza, September 11th - 307,4 km (5,0 km x 53 laps)

**Winner:** Damon Hill (Williams-Renault FW16B), 1h18m02.754 (average speed 236,322 km/h); 2. Gerhard Berger (Ferrari 412T1B), +4.930 sec; 3. Mika Häkkinen (McLaren-Peugeot MP4/99), +25.640 sec; 4. Rubens Barrichello (Jordan-Hart 194), +50.634 sec; 5. Martin Brundle (McLaren-Peugeot MP4/9), +1:m5.575; 6. David Coulthard (Williams- Renault FW16B), -1 lap/out of fuel; 7. Eric Bernard (Ligier-Renault JS39B), -1 lap; 8. Erik Comas (Larrousse-Ford LH94), -1 lap; 9. J.J. Lehto (Benetton-Ford B194), -1 lap; 10. Olivier Panis (Ligier-Renault JS39B), -2 laps. **Pole position:** Jean Alesi (Ferrari 412T1B), 1m23.844 (average speed 249,033 km/h). **Fastest lap:** Damon Hill, 1:25.930 (average speed 242,988 km/h).

**Did not finish:** David Brabham (Simtek-Ford S941), -7 laps/brakes; Ukyo Katayama (Tyrrell- Yamaha 022), -8 laps/brake disc; Christian Fittipaldi (Footwork-Ford FA15), -10 laps/engine; Eddie Irvine (Jordan-Hart 194), -12 laps/engine; Mark Blundell (Tyrrell-Yamaha 022), -14 laps/brake disc; Pierluigi Martini (Minardi-Ford M194), -23 laps/spun; Michele Alboreto (Minardi-Ford M194), -25 laps/gearbox; Heinz-Harald Frentzen Sauber-Mercedes C13), -31 laps/engine; Andrea de Cesaris (Sauber-Mercedes C13), -33 laps/engine; Jean-Marc Gounon (Simtek-Ford S941), -33 laps/transmission; Yannick Dalmas (Larrousse-Ford LH94), -35 laps/spun; Jean Alesi (Ferrari 412T1B), -39 laps/gearbox; Johnny Herbert (Lotus-Mugen Honda 109), -40 laps/alternator; Jos Verstappen (Benetton-Ford B194), -53 laps/puncture; Gianni Morbidelli (Footwork-Ford FA15), -53 laps/accident; Alessandro Zanardi (Lotus-Mugen Honda 109), -53 laps/accident. **Did not qualify:** Bertrand Gachot (Pacific-Ilmor PR01); Paul Belmondo (Pacific-Ilmor PR01).

### 1995 F1 ITALIAN GRAND PRIX

Monza, September 10th - 305,81 km (5,77 km x 53 laps)

**Winner:** Johnny Herbert (Benetton-Renault B195), 1h18m27.916 (average speed 233,814 km/h); 2. Mika Häkkinen (McLaren-Mercedes MP4/10B), +17.779 sec; 3. Heinz- Harald Frentzen (Sauber-Ford C14), +24.321 sec; 4. Mark Blundell (McLaren-Mercedes MP4/10B), +28.223 sec; 5. Mika Salo (Tyrrell-Yamaha 023), -1 lap; 6. Jean-Christophe Boullion (Sauber-Ford C14), -1 lap; 7. Max Papis (Footwork-Hart FA16), -1 lap; 8. Taki Inoue (Footwork- Hart FA16), -1 lap; 9. Pedro Diniz (Forti-Ford FG01-95), -3 laps; 10. Ukyo Katayama (Tyrrell- Yamaha 023), -6 laps. **Pole position:** David Coulthard (Williams-Renault FW17), 1m24.462 (average speed 245,933 km/h). **Fastest lap:** Gerhard Berger (Ferrari 412T2), 1m26.419 (average speed 240,363 km/h).

**Did not finish:** Jean Alesi (Ferrari 412T2), -8 laps/tv camera lost, wheel bearing; Rubens Barrichello (Jordan-Peugeot 195), -10 laps/hydraulics; Eddie Irvine (Jordan-Peugeot 195), -13 laps/engine; Gerhard Berger (Ferrari 412T2), -21 laps/hit by Alesi's camera, front suspension; Luca Badoer (Minardi-Ford M195), -27 laps/accident; Damon Hill (Williams-Renault FW17), -30 laps/accident; Michael Schumacher (Benetton-Renault B195), -30 laps/accident; Olivier Panis (Ligier-Mugen Honda JS41), -33 laps/spun; David Coulthard (Williams-Renault FW17), -40 laps/wheel bearing, spun; Martin Brundle (Ligier-Mugen Honda JS41), -43 laps/puncture; Giovanni Lavaggi (Pacific-Ford PR02), -47 laps/spun; Pedro Lamy (Minardi-Ford M195) -53 laps/transmission; Roberto Moreno (Forti-Ford FG01-95), -53 laps/accident; Andrea Montermini (Pacific-Ford PR02), -53 laps/accident.

### 1996 F1 ITALIAN GRAND PRIX

Monza, September 8th - 306,383 km (5,781 km x 53 laps)

**Winner:** Michael Schumacher (Ferrari), 1h17m43.632 (average speed 236.034 km/h); 2. Jean Alesi (Benetton-Renault), +18.265 sec; 3. Mika Häkkinen (McLaren-Mercedes), +1m06.635; 4. Martin Brundle (Jordan-Peugeot), +1m25.217; 5. Rubens Barrichello (Jordan- Peugeot), +1m25.475; 6. Pedro Diniz (Ligier-Mugen Honda), -1 lap; 7. Jacques Villeneuve (Williams-Renault), -1 lap; 8. Jos Verstappen (Footwork-Hart), -1 lap; 9. Johnny Herbert (Sauber-Ford), -2 laps; 10. Ukyo Katayama (Tyrrell-Yamaha), -2 laps. **Pole position:** Damon Hill (Williams-Renault), 1m24.204 (average speed 246,686 km/h). **Fastest lap:** Michael Schumacher (Ferrari), 1m26.110 (average speed 241,226 km/h).

**Did not finish:** David Coulthard (McLaren-Mercedes), -51 laps/accident; Olivier Panis (Ligier- Mugen Honda), -50 laps/spun out; Gerhard Berger (Benetton-Renault), -48 laps/gearbox; Damon Hill (Williams-Renault), -47 laps/spun out; Giovanni Lavaggi (Minardi-Ford), -47 laps/engine; Heinz-Harald Frentzen (Sauber-Ford), -45 laps/spin; Mika Salo (Tyrrell-Yamaha), -43 laps/engine; Pedro Lamy (Minardi-Ford), -40 laps/engine; Eddie Irvine (Ferrari), -29 laps/spun out; Ricardo Rosset (Footwork-Hart), -16 laps/steering arm. Did not qualify: Giovanni Lavaggi (Minardi-Ford).

## ITALIAN GRAND PRIX 1921 - 2015 RESULTS

### 1997 F1 ITALIAN GRAND PRIX

Monza, September 7th - 305,772 km (5,77 km x 53 laps)

**Winner: David Coulthard** (McLaren-Mercedes), 1h17m04.609 (average speed 238,036 km/h); 2. Jean Alesi (Benetton-Renault), +1.937 sec; 3. Heinz-Harald Frentzen (Williams-Renault), +3.434 sec; Giancarlo Fisichella (Jordan-Peugeot), +5.871 sec; Jacques Villeneuve (Williams-Renault), +6.416 sec; 6. Michael Schumacher (Ferrari), +11.481 sec; 7. Gerhard Berger (Benetton-Renault), +12.471 sec; 8. Eddie Irvine (Ferrari), +17.639 sec; 9. Mika Häkkinen (McLaren-Mercedes), +49.373 sec; 10. Jarno Trulli (Prost-Mugen-Honda), +1m02.706; 11. Shinji Nakano (Prost-Mugen Honda), +1m03.327; 12. Gianni Morbidelli (Sauber-Petronas), -1 lap; 13. Rubens Barrichello (Stewart-Ford), -1 lap; 14 Tarso Marques (Minardi-Hart), -3 laps. **Pole position: Jean Alesi** (Benetton-Renault), 1m22.990 (average speed 250,295 km/h). **Fastest lap: Mika Häkkinen** (McLaren-Mercedes), 1m24.808 (average speed 244,929 km/h).

**Did not finish:** Pedro-Paulo Diniz (Arrows-Yamaha), -49 laps/suspension; Ukyo Katayama (Minardi-Hart), -45 laps/puncture; Jos Verstappen (Tyrrell-Ford), -41laps/hydraulics; Jan Magnussen (Stewart-Ford), -22 laps/transmission; Mika Salo (Tyrrell-Ford), -20 laps/engine; Johnny Herbert (Sauber-Petronas), -15 laps/accident; Ralf Schumacher (Jordan-Peugeot), -14 laps/accident; Damon Hill (Arrows-Yamaha), -7 laps/engine.

### 1998 F1 ITALIAN GRAND PRIX

Monza, September 13th - 305,772 km (5,77 km x 53 laps)

**Winner: Michael Schumacher** (Ferrari), 1h17m09.672 (average speed 237,591 km/h); 2. Eddie Irvine (Ferrari), +37.977 sec, 3. Ralf Schumacher (Jordan-Mugen Honda), +41.152 sec; 4. Mika Häkkinen (McLaren-Mercedes), +55.671 sec; 5. Jean Alesi (Sauber-Petronas), +1m01.872; 6. Damon Hill (Jordan-Mugen Honda), +1m06.688; 7. Heinz-Harald Frentzen (Williams-Mecachrome), -1 lap; 8. Giancarlo Fisichella (Benetton-Playlife), -1 lap; 9. Toranosuke Takagi (Tyrrell-Ford), -1 lap; 10. Rubens Barrichello (Stewart-Ford), -1 lap; 11. Esteban Tuero (Minardi-Ford), -2 laps; 12. Ricardo Rosset (Tyrrell-Ford), -2 laps; 13. Jarno Trulli (Prost-Peugeot), -3 laps. **Pole position: Michael Schumacher** (Ferrari), 1m25.289 (average speed 243,458 km/h). **Fastest lap: Mika Häkkinen** (McLaren-Mercedes), 1m25.139 (average speed 243,977 km/h).

**Did not finish:** Jos Verstappen (Stewart-Ford), -14 laps/gearbox; Jacques Villeneuve (Williams-Mecachrome), -16 laps/spun out; Mika Salo (Arrows), -21 laps/hydraulics; Alexander Wurz (Benetton-Playlife), -29 laps/gearbox; David Coulthard (McLaren-Mercedes), -37 laps/engine; Olivier Panis (Prost-Peugeot), -38 laps/suspension; Shinji Nakano (Minardi-Ford), -40 laps/engine; Johnny Herbert (Sauber-Petronas), -41 laps/spun out; Pedro-Paulo Diniz (Arrows), -43 laps/spun out.

### 1999 F1 ITALIAN GRAND PRIX

Monza, September 12th - 305,772 km (5,77 km x 53 laps)

**Winner: Heinz-Harald Frentzen** (Jordan-Mugen Honda), 1h17m02.923 (average speed 237,938 km/h); 2. Ralf Schumacher (Williams-Supertec), +3.272 sec; 3. Mika Salo (Ferrari), +11.932 sec; 4. Rubens Barrichello (Stewart-Ford), +17.630 sec; 5. David Coulthard (McLaren-Mercedes), +18.142 sec; 6. Eddie Irvine (Ferrari), +27.402 sec; 7. Alessandro Zanardi (Williams-Supertec), +28.047 sec; 8. Jacques Villeneuve (BAR-Supertec), +41.797 sec; 9. Jean Alesi (Sauber-Petronas), +42.198 sec; 10. Damon Hill (Jordan-Mugen Honda), +56.259 sec; 11. Olivier Panis (Prost-Peugeot), -1 lap/engine. **Pole position: Mika Häkkinen** (McLaren-Mercedes), 1m22.432 (average speed 251,989 km/h). **Fastest lap: Ralf Schumacher** (Williams-Supertec), 1m25.579 (average speed 242,723 km/h).

**Did not finish:** Johnny Herbert (Stewart-Ford), -13 laps/clutch; Toranosuke Takagi (Arrows), -18 laps/spin; Pedro de la Rosa (Arrows), -18 laps/accident; Mika Häkkinen (McLaren-Mercedes), -24 laps/spin; Jarno Trulli (Prost-Peugeot), -24 laps/gearbox; Ricardo Zonta (BAR-Supertec), -28 laps/wheel bearing; Luca Badoer (Minardi-Ford), -30 laps/accident; Alexander Wurz (Benetton-Playlife), -42 laps/electronics; Pedro Diniz (Sauber-Petronas), -52 lap/spin; Giancarlo Fisichella (Benetton-Playlife), -52 lap/accident; Marc Gene (Minardi-Ford), -53 laps/accident.

### 2000 F1 ITALIAN GRAND PRIX

Monza, September 10th - 305,772 km (5,77 km x 53 laps)

**Winner: Michael Schumacher** (Ferrari), 1h27h31.638 (average speed 210,286 km/h); 2. Mika Häkkinen (McLaren-Mercedes), +3.810 sec; 3. Ralf Schumacher (Williams-BMW), +52.432 sec; 4. Jos Verstappen (Arrows-Supertec), +59.938 sec; 5. Alexander Wurz (Benetton-Supertec), +1m07.426; 6. Ricardo Zonta (BAR-Honda), +1m09.293; 7. Mika Salo (Sauber-Petronas), -1 lap; 8. Pedro Diniz (Sauber-Petronas), -1 lap; 9. Marc Gene (Minardi-Fondmetal), -1 lap; 10. Gaston Mazzacane (Minardi-Fondmetal), -1 lap; 11. Giancarlo Fisichella (Benetton-Supertec), -1 lap; 12. Jean Alesi (Prost-Peugeot), -2 laps. **Pole position: Michael Schumacher** (Ferrari), 1m23.770 (average speed 248,953 km/h). **Fastest lap: Mika Häkkinen** (McLaren-Mercedes), 1m25.595 (average speed 243,645 km/h).

**Did not finish:** Nick Heidfeld (Prost-Peugeot), -38 laps/spin; Jacques Villeneuve (BAR-Honda), -39 laps/electrics; Jenson Button (Williams-BMW), -43 laps/accident; Johnny Herbert (Jaguar-Ford), -52 lap/accident; Rubens Barrichello (Ferrari), -53 laps/accident; David Coulthard (McLaren-Mercedes), -53 laps/accident; Jarno Trulli (Jordan-Mugen Honda), -53 laps/accident; Heinz-Harald Frentzen (Jordan-Mugen Honda), -53 laps/accident; Pedro de la Rosa (Arrows-Supertec), -53 laps/accident; Eddie Irvine (Jaguar-Ford), -53 laps/accident.



## ITALIAN GRAND PRIX 1921 - 2015 RESULTS

### 2001 F1 ITALIAN GRAND PRIX

Monza, September 16th - 306,976 km (5,793 km x 53 laps)

**Winner: Juan Pablo Montoya** (Williams-BMW), 1h16m58.493 (average speed 239.103 km/h); 2. Rubens Barrichello (Ferrari), +5.175 sec; 3. Ralf Schumacher (Williams- BMW), +17.335 sec; 4. Michael Schumacher (Ferrari), +24.991 sec; 5. Pedro de la Rosa (Jaguar-Ford), +1m14.984; 6. Jacques Villeneuve (BAR-Honda), +1m22.469; 7. Kimi Räikkönen (Sauber-Petronas), +1m23.107; 8. Jean Alesi (Jordan-Honda), -1 lap; 9. Olivier Panis (BAR-Honda), -1 lap; 10. Giancarlo Fisichella (Benetton-Renault), -1 lap; 11. Nick Heidfeld (Sauber-Petronas), -1 lap; 12. Tomas Enge (Prost-Acer), -1 lap; 13. Fernando Alonso (Minardi-European), -2 laps. **Pole position: Juan Pablo Montoya** (Williams-BMW), 1m22.216 (average speed 253,658 km/h). **Fastest lap: Ralf Schumacher** (Williams-BMW), 1m25.073 (average speed 245,140 km/h). **Did not finish:** Enrique Bernoldi (Arrows-Asiatech), -7 laps/engine; Alex Yoong (Minardi- European), -9 laps/accident; Heinz-Harald Frentzen (Prost-Acer), -25 laps/gearbox; Jos Verstappen (Arrows-Asiatech), -28 laps/engine; Mika Häkkinen (McLaren-Mercedes), -34 laps/gearbox; Eddie Irvine (Jaguar-Ford), -39 laps/engine; David Coulthard (McLaren- Mercedes), -47 laps/engine; Jenson Button (Benetton-Renault), -49 laps/engine; Jarno Trulli (Jordan-Honda), -53 laps/accident.

### 2002 F1 ITALIAN GRAND PRIX

Monza, September 15th - 306,719 km (5,787 km x 53 laps)

**Winner: Rubens Barrichello** (Ferrari), 1h16m19.982 (average speed 241.090 km/h); 2. Michael Schumacher (Ferrari), +0.255 sec; 3. Eddie Irvine (Jaguar-Cosworth), +52.279 sec; 4. Jarno Trulli (Renault), +58.219 sec; 5. Jenson Button (Renault), +1m07.770; 6. Olivier Panis (BAR-Honda), +1m08m491; 7. David Coulthard (McLaren-Mercedes), +1m09.047; 8. Giancarlo Fisichella (Jordan-Honda), +1m10.891; 9. Jacques Villeneuve (BAR-Honda), +1m21.068; 10. Nick Heidfeld (Sauber-Petronas), +1m22.046; 11. Mika Salo (Toyota), -1 lap; 12. Takuma Sato (Jordan-Honda), -1 lap; 13. Alex Yoong (Minardi-Asiatech), -1 lap. **Pole position: Juan Pablo Montoya** (Williams-BMW), 1m20.264 (average speed 259,827 km/h). **Fastest lap: Rubens Barrichello** (Ferrari), 1m23.657 (average speed 249,289 km/h). **Did not finish:** Juan Pablo Montoya (Williams-BMW), -20 laps/suspension; Kimi Räikkönen (McLaren-Mercedes), -24 laps/engine; Mark Webber (Minardi-Asiatech), -33 laps/electrics; Felipe Massa (Sauber-Petronas), -37 laps/accident; Pedro de la Rosa (Jaguar-Cosworth), -38 laps/accident; Allan McNish (Toyota), -40 laps/suspension; Ralf Schumacher (Williams-BMW), -49 laps/engine.

### 2003 F1 ITALIAN GRAND PRIX

Monza, September 14th - 306,720 km (5,787 km x 53 laps)

**Winner: Michael Schumacher** (Ferrari), 1h14m19.838 (average speed 247.585 km/h); 2. Juan Pablo Montoya (Williams-BMW), +5.294 sec; 3. Rubens Barrichello (Ferrari), +11.835 sec; 4. Kimi Räikkönen (McLaren-Mercedes), +12.834 sec; 5. Marc Gene (Williams-BMW), +27.891 sec; 6. Jacques Villeneuve (BAR-Honda), -1 lap; 7. Mark Webber (Jaguar), -1 lap; 8. Fernando Alonso (Renault), -1 lap; 9. Nick Heidfeld (Sauber-Petronas), -1 lap; 10. Giancarlo Fisichella (Jordan-Ford), -1 lap; 11. Zsolt Baumgartner (Jordan-Ford), -2 laps; 12. Nicolas Kiesa (Minardi-Cosworth), -2 laps; 13. Heinz-Harald Frentzen (Sauber-Petronas), -3 laps. **Pole position: Michael Schumacher** (Ferrari), 1m20.963 (average speed 257,584 km/h). **Fastest lap: Michael Schumacher** (Ferrari), 1m21.832 (average speed 254,848 km/h). **Did not finish:** David Coulthard (McLaren-Mercedes), -8 laps/engine; Olivier Panis (Toyota), -23 laps/brakes; Jos Verstappen (Minardi-Cosworth), -26 laps/oil leak; Jenson Button (BAR- Honda), -29 laps/gearbox; Cristiano Da Matta (Toyota), -50 laps/puncture; Justin Wilson (Jaguar), -51 laps/gearbox; Jarno Trulli (Renault), -53 laps/hydraulics.

### 2004 F1 ITALIAN GRAND PRIX

Monza, September 12th - 306,720 km (5,793 km x 53 laps)

**Winner: Rubens Barrichello** (Ferrari), 1h15m18.448 (average speed 244.374 km/h); 2. Michael Schumacher (Ferrari), +1.347 sec; 3. Jenson Button (BAR-Honda), +10.197 sec; 4. Takuma Sato (BAR-Honda), +15.370 sec; 5. Juan Pablo Montoya (Williams-BMW), +32.352 sec; 6. David Coulthard (McLaren-Mercedes), +33.439 sec; 7. Antonio Pizzonia (Williams- BMW), +33.752 sec; 8. Giancarlo Fisichella (Sauber-Petronas), +35.431 sec; 9. Mark Webber (Jaguar-Cosworth), +56.761 sec; 10. Jarno Trulli (Renault), +1m06.316; 11. Ricardo Zonta (Toyota), +1m22.531; 12. Felipe Massa (Sauber-Petronas), -1 lap; 13. Christian Klien (Jaguar- Cosworth), -1 lap; 14. Nick Heidfeld (Jordan-Cosworth), -1 lap; 15. Zsolt Baumgartner (Minardi-Cosworth), -3 laps. **Pole position: Rubens Barrichello** (Ferrari), 1m20.089 (average speed 260,395 km/h). **Fastest lap: Rubens Barrichello** (Ferrari), 1m21.046 (257,320 km/h). **Did not finish:** Fernando Alonso (Renault), -13 laps/accident; Giorgio Pantano (Jordan- Cosworth), -20 laps/accident; Gianmaria Bruni (Minardi-Cosworth), -24 laps/pit fire; Kimi Räikkönen (McLaren-Mercedes), -40 laps/engine; Olivier Panis (Toyota), -53 laps/accident.



## ITALIAN GRAND PRIX 1921 - 2015 RESULTS

### 2005 F1 ITALIAN GRAND PRIX

Monza, September 4th - 306,720 km (5,793 km x 53 laps)

**Winner: Juan Pablo Montoya** (McLaren-Mercedes), 1h14m28.659, (average speed 247,096 km/h); 2. Fernando Alonso (Renault), +2.479 sec; 3. Giancarlo Fisichella (Renault), +17.975 sec; 4. Kimi Räikkönen (McLaren-Mercedes), +22.775 sec; 5. Jarno Trulli (Toyota), +33.786 sec; 6. Ralf Schumacher (Toyota), +43.925; 7. Antônio Pizzonia (Williams-BMW), 44.643 sec; 8. Jenson Button (BAR-Honda), +1m03.635; 9. Felipe Massa (Sauber-Petronas), +1m15.413; 10. Michael Schumacher (Ferrari), +1m36.070; 11. Jacques Villeneuve (Sauber- Petronas), -1 lap; 12. Rubens Barrichello (Ferrari), -1 lap; 13. Christian Klien (Red Bull- Cosworth), -1 lap; 14. Mark Webber (Williams-BMW), -1 lap; 15. David Coulthard (Red Bull- Cosworth), -1 lap; 16. Takuma Sato (BAR-Honda), -1 lap; 17. Tiago Monteiro (Jordan-Toyota), -2 laps; 18. Robert Doornbos (Minardi-Cosworth), -2 laps; 19. Christijan Albers (Minardi- Cosworth), -2 laps; 20. Narain Karthikeyan (Jordan-Toyota), -3 laps. **Pole position: Juan Pablo Montoya** (McLaren-Mercedes), 1m21.054 (average speed 257,295 km/h). **Fastest lap: Kimi Räikkönen** (McLaren-Mercedes), 1m21.504 (average speed 255,874 km/h).

**Did not finish:** none.

### 2006 F1 ITALIAN GRAND PRIX

Monza, September 10th - 306,720 km (5,793 km x 53 laps)

**Winner: Michael Schumacher** (Ferrari), 1h14m51.975 (average speed 245,814 km/h); 2. Kimi Räikkönen (McLaren-Mercedes), +8.046 sec; 3. Robert Kubica (BMW Sauber), +26.414 sec; 4. Giancarlo Fisichella (Renault), +32.045 sec; 5. Jenson Button (Honda), +32.685 sec; 6. Rubens Barrichello (Honda), +42.409 sec; 7. Jarno Trulli (Toyota), +44.662 sec; 8. Nick Heidfeld (BMW Sauber), +45.309 sec; 9. Felipe Massa (Ferrari), +45.355 sec; 10. Mark Webber (Williams-Cosworth), +1m12.602; 11. Christian Klien (Red Bull-Ferrari), -1 lap; 12. David Coulthard (Red Bull-Ferrari), -1 lap; 13. Scott Speed (Scuderia Toro Rosso- Cosworth), -1 lap; 14. Vitantonio Liuzzi (Scuderia Toro Rosso-Cosworth), -1 lap; 15. Ralf Schumacher (Toyota), -1 lap; 16. Takuma Sato (Super Aguri-Honda), -2 laps; 17. Christijan Albers (Midland-Toyota), -2 laps. **Pole position: Kimi Räikkönen** (McLaren-Mercedes), 1m21.484 (average speed 255,937 km/h). **Fastest lap: Kimi Räikkönen** (McLaren-Mercedes), 1m22.559 (average speed 252,604 km/h).

**Did not finish:** Tiago Monteiro (Midland-Toyota), 44 laps/brakes; Fernando Alonso (Renault), 43 laps/engine; Pedro de la Rosa (McLaren-Mercedes), laps/engine; Sakon Yamamoto (Super Aguri-Honda), 18 laps/hydraulics; Nico Rosberg (Williams-Cosworth), 9 laps/driveshaft.

### 2007 F1 ITALIAN GRAND PRIX

Monza, September 9th - 306,720 km (5,793 km x 53 laps)

**Winner: Fernando Alonso** (McLaren-Mercedes), 1h18m37.806 (average speed 234,047 km/h); 2. Lewis Hamilton (McLaren-Mercedes), +6.062 sec; 3. Kimi Räikkönen (Ferrari), +27.325 sec; 4. Nick Heidfeld (BMW Sauber), +32.045 sec; 5. Robert Kubica (BMW Sauber), +32.685 sec; 6. Nico Rosberg (Williams-Toyota), +42.409 sec; 7. Heikki Kovalainen (Renault), +44.662 sec; 8. Jenson Button (Honda), +45.309 sec; 9. Mark Webber (Red Bull- Renault), +45.355 sec; 10. Rubens Barrichello (Honda), +1m12.602; 11. Jarno Trulli (Toyota), -1 lap; 12. Giancarlo Fisichella (Renault), -1 lap; 13. Alexander Wurz (Williams-Toyota), -1 lap; 14. Anthony Davidson (Super Aguri-Honda), -1 lap; 15. Ralf Schumacher (Toyota), -1 lap; 16. Takuma Sato (Super Aguri-Honda), -1 lap; 17. Vitantonio Liuzzi (Toro Rosso-Ferrari), -1 lap; 18. Sebastian Vettel (Toro Rosso-Ferrari), -1 lap; 19. Adrian Sutil (Spyker-Ferrari), -1 lap; 20. Sakon Yamamoto (Spyker-Ferrari), -1 lap. **Pole position: Fernando Alonso** (McLaren-Mercedes), 1m21.997 (average speed 254,336 km/h). **Fastest lap: Fernando Alonso** (McLaren-Mercedes), 1m22.871 (average speed 251,653 km/h).

**Did not finish:** Felipe Massa (Ferrari), 10 laps/rear damper; David Coulthard (Red Bull- Renault), 1 lap/accident.

### 2008 F1 ITALIAN GRAND PRIX

Monza, September 14th - 306,720 km (5,793 km x 53 laps)

**Winner: Sebastian Vettel** (Toro Rosso-Ferrari), 1h26m47.494 (average speed 212,039 km/h); 2. Heikki Kovalainen (McLaren-Mercedes), +12.512sec; 3. Robert Kubica (BMW Sauber), +20.471 sec; 4. Fernando Alonso (Renault), +23.903 sec; 5. Nick Heidfeld (BMW Sauber), +27.748 sec; 6. Felipe Massa (Ferrari), +28.816 sec; 7. Lewis Hamilton (McLaren-Mercedes), +29.012 sec; 8. Mark Webber (Red Bull-Renault), +32.048 sec; 9. Kimi Räikkönen (Ferrari), +39.468 sec; 10. Nelson Jr. Piquet (Renault), +54.445 sec; 11. Timo Glock (Toyota), +58.888 sec; 12. Kazuki Nakajima (Williams-Toyota), +1m02.015; 13. Jarno Trulli (Toyota), +1m05.954; 14. Nico Rosberg (Williams-Toyota), +1m08.635; 15. Jenson Button (Honda), +1m13.370; 16. David Coulthard (Red Bull-Renault), -1 lap; 17. Rubens Barrichello (Honda), -1 lap; 18. Sébastien Bourdais (Toro Rosso-Ferrari), -1 lap; 19. Adrian Sutil (Force India-Ferrari), -2 laps. **Pole position: Sebastian Vettel** (Toro Rosso-Ferrari), 1m37.555 (average speed 213,774 km/h). **Fastest lap: Kimi Räikkönen** (Ferrari), 1m28.047 (average speed 236,859 km/h).

**Did not finish:** Giancarlo Fisichella (Force India-Ferrari), 11 laps/accident.

## ITALIAN GRAND PRIX 1921 - 2015 RESULTS

### 2009 F1 ITALIAN GRAND PRIX

Monza, September 13th - 306,720 km (5,787 km x 53 laps)

**Winner: Rubens Barrichello** (Brawn-Mercedes), 1h16m21.706 (average speed 241,000 km/h); 2. Jenson Button (Brawn-Mercedes), +2.866 sec; 3. Kimi Räikkönen (Ferrari), +30.664 sec; 4. Adrian Sutil (Force India-Mercedes), +31.131 sec; 5. Fernando Alonso (Renault), +59.182 sec; 6. Heikki Kovalainen (McLaren-Mercedes), +1m00.693; 7. Nick Heidfeld (BMW Sauber), +1m02.412; 8. Sebastian Vettel (Red Bull-Renault), +1m05.407; 9. Giancarlo Fisichella (Ferrari), +1m06.856; 10. Kazuki Nakajima (Williams-Toyota), +2m42.163; 11. Timo Glock (Toyota), +2m43.925; 12. Lewis Hamilton (McLaren-Mercedes), -1 lap/accident; 13. Sébastien Buemi (Toro Rosso-Ferrari), -1 lap; 14. Jarno Trulli (Toyota), -1 lap; 15. Romain Grosjean (Renault), -1 lap; 16. Nico Rosberg (Williams-Toyota), -2 laps. **Pole position: Lewis Hamilton** (McLaren-Mercedes), 1m24.066 (average speed 248,076 km/h). **Fastest lap: Adrian Sutil** (Force India-Mercedes), 1m24.739 (average speed 246,106 km/h).

**Did not finish:** Vitantonio Liuzzi (Force India-Mercedes), 22 laps/transmission; Jaime Alguersuari (Toro Rosso-Ferrari), 19 laps/gearbox; Robert Kubica (BMW Sauber), 15 laps/oil leak; Mark Webber (Red Bull-Renault), 0 laps/accident.

### 2010 F1 ITALIAN GRAND PRIX

Monza, September 12th - 306,720 km (5,787 km x 53 laps)

**Winner: Fernando Alonso** (Ferrari), 1h16m24.572 (average speed 240,849 km/h); 2. Jenson Button (McLaren-Mercedes), +2.938 sec; 3. Felipe Massa (Ferrari), +4.223 sec; 4. Sebastian Vettel (Red Bull-Renault), +28.196 sec; 5. Nico Rosberg (Mercedes), +29.942 sec; 6. Mark Webber (Red Bull-Renault), +31.376 sec; 7. Nico Hulkenberg (Williams-Cosworth), +32.812 sec; 8. Robert Kubica (Renault), +34.028 sec; 9. Michael Schumacher (Mercedes), +44.948 sec; 10. Rubens Barrichello (Williams-Cosworth), +1m04.213; 11. Sébastien Buemi (Toro Rosso-Ferrari), +1m05.056; 12. Vitantonio Liuzzi (Force India-Mercedes), +1m06.106; 13. Vitaly Petrov (Renault), +1m18.919; 14. Pedro de la Rosa (Sauber-Ferrari), -1 lap; 15. Jaime Alguersuari (Toro Rosso-Ferrari), -1 lap; 16. Adrian Sutil (Force India-Mercedes), -1 lap; 17. Timo Glock (Virgin-Cosworth), -2 laps; 18. Heikki Kovalainen (Lotus-Cosworth), -2 laps; 19. Sakon Yamamoto (HRT-Cosworth), -2 laps; 20. Lucas di Grassi (Virgin-Cosworth), -3 laps. **Pole position: Fernando Alonso** (Ferrari), 1m21.962 (average speed 254,444 km/h). **Fastest lap: Fernando Alonso** (Ferrari), 1m24.139 (average speed 247,861 km/h).

**Did not finish:** Jarno Trulli (Lotus-Cosworth), 46 laps/gearbox; Bruno Senna (HRT-Cosworth), 11 laps/hydraulics; Lewis Hamilton (McLaren-Mercedes), 0 laps/accident; Kamui Kobayashi (Sauber-Ferrari), 0 laps/gearbox.

### 2011 F1 ITALIAN GRAND PRIX

Monza, September 11th - 306,720 km (5,787 km x 53 laps)

**Winner: Sebastian Vettel** (Red Bull-Renault), 1h20m46.172 (average speed 227,848 km/h); 2. Jenson Button (McLaren-Mercedes), +9.590 sec; 3. Fernando Alonso (Ferrari), +16.909 sec; 4. Lewis Hamilton (McLaren-Mercedes), +17.417 sec; 5. Michael Schumacher (Mercedes), +32.677 sec; 6. Felipe Massa (Ferrari), +42.993 sec; 7. Jaime Alguersuari (Toro Rosso-Ferrari), -1 lap; 8. Paul Di Resta (Force India-Mercedes), -1 lap; 9. Bruno Senna (Renault), -1 lap; 10. Sébastien Buemi (Toro Rosso-Ferrari), -1 lap; 11. Pastor Maldonado (Williams-Cosworth), -1 lap; 12. Rubens Barrichello (Williams-Cosworth), -1 lap; 13. Heikki Kovalainen (Lotus-Renault), -2 laps; 14. Jarno Trulli (Lotus-Renault), 2 laps; 15. Timo Glock (Virgin-Cosworth), -3 laps. **Not classified:** Daniel Ricciardo (HRT-Cosworth), 39 laps. **Pole position: Sebastian Vettel** (Red Bull-Renault), 1m22.275 (average speed 253,476 km/h). **Fastest lap: Lewis Hamilton** (McLaren-Mercedes), 1m26.187 (average speed 241,971 km/h).

**Did not finish:** Sergio Perez (Sauber-Ferrari), 32 laps/gearbox; Kamui Kobayashi (Sauber-Ferrari), 21 laps/gearbox; Adrian Sutil (Force India-Mercedes), 9 laps/gearbox; Mark Webber (Red Bull-Renault), 4 laps/accident; Jerome D'Ambrosio (Virgin-Cosworth), 1 lap/gearbox; Vitaly Petrov (Renault), 0 laps/accident; Nico Rosberg (Mercedes), 0 laps/accident; Vitantonio Liuzzi (HRT-Cosworth), 0 laps/accident.

### 2012 F1 ITALIAN GRAND PRIX

Monza, September 9th - 306,720 km (5,787 km x 53 laps)

**Winner: Lewis Hamilton** (McLaren-Mercedes), 1h19m41.221 (average speed 230,943 km/h); 2. Sergio Perez (Sauber-Ferrari), +4.356 sec; 3. Fernando Alonso (Ferrari), +20.594 sec; 4. Felipe Massa (Ferrari), +29.667 sec; 5. Kimi Räikkönen (Lotus-Renault), +30.881 sec; 6. Michael Schumacher (Mercedes), +31.259 sec; 7. Nico Rosberg (Mercedes), +33.550; 8. Paul di Resta (Force India-Mercedes), +41.057 sec; 9. Kamui Kobayashi (Sauber-Ferrari), +43.898 sec; 10. Bruno Senna (Williams-Renault), +48.144 sec; 11. Pastor Maldonado (Williams-Renault), +48.682; 12. Daniel Ricciardo (Toro Rosso-Ferrari), +50.316 sec; 13. Jérôme d'Ambrosio (Lotus-Renault), +1m15.861; 14. Heikki Kovalainen (Caterham-Renault), 1 lap; 15. Vitalij Petrov (Caterham-Renault), -1 lap; 16. Charles Pic (Marussia-Cosworth), -1 lap; 17. Timo Glock (Marussia-Cosworth), -1 lap; 18. Pedro de la Rosa (HRT-Cosworth), -1 lap; 19. Narain Karthikeyan (HRT-Cosworth), -1 lap; 20. Mark Webber (Red Bull-Renault)/tyres damage; 21. Nico Hulkenberg (Force India-Mercedes)/handling; 22. Sebastian Vettel (Red Bull-Renault)/alternator. **Pole position: Lewis Hamilton** (McLaren-Mercedes), 1m24.010 (average speed 248,241 km/h). **Fastest lap: Nico Rosberg** (Mercedes), 1m27.239 (average speed 239,053 km/h).

**Did not finish:** Jenson Button (McLaren-Mercedes), 32 laps/fuel pick-up; Jean-Eric Vergne (Toro Rosso-Ferrari), 8 laps/accident.



## ITALIAN GRAND PRIX 1921 - 2015 RESULTS

### 2013 F1 ITALIAN GRAND PRIX

Monza, September 8th - 306,720 km (5,787 km x 53 laps)

**Winner: Sebastian Vettel** (Red Bull-Renault), 1h18m33.352 km/h (average speed 234,268 km/h); 2. Fernando Alonso (Ferrari), +5.467 sec; 3. Mark Webber (Red Bull-Renault), +6.350 sec; 4. Felipe Massa (Ferrari), +9.361 sec; 5. Nico Hulkenberg (Sauber-Ferrari), +10.355 sec; 6. Nico Rosberg (Mercedes), +10.999 sec; 7. Daniel Ricciardo (Toro Rosso-Ferrari), +32.329 sec; 8. Romain Grosjean (Lotus-Renault), +33.130 sec; 9. Lewis Hamilton (Mercedes), +33.527 sec; 10. Jenson Button (McLaren-Mercedes), +38.327 sec; 11. Kimi Räikkönen (Lotus-Renault), +38.695 sec; 12. Sergio Perez (McLaren-Mercedes), +39.765 sec; 13. Esteban Gutiérrez (Sauber-Ferrari), +40.880 sec; 14. Pastor Maldonado (Williams- Renault), +49.085 sec; 15. Valtteri Bottas (Williams-Renault), +56.827; 16. Adrian Sutil (Force India-Mercedes), -1 lap/brakes; 17. Charles Pic (Caterham-Renault), -1 lap; 18. Giedo van der Garde (Caterham-Renault), -1 lap; 19. Jules Bianchi (Marussia-Cosworth), -1 lap; 20. Max Chilton (Marussia-Cosworth), -1 lap. **Pole position: Sebastian Vettel** (Red Bull-Renault), 1m23.755 (average speed 248.997 km/h). **Fastest lap: Lewis Hamilton** (Mercedes), 1m25.849 (average speed 242,924 km/h).

**Did not finish:** Jean-Eric Vergne (Toro Rosso-Ferrari), 14 laps/transmission; Paul di Resta (Force India-Mercedes), 0 laps/accident.

### 2014 F1 ITALIAN GRAND PRIX

Monza, September 7th - 306,720 km (5,787 km x 53 laps)

**Winner: Lewis Hamilton** (Mercedes), 1h19m10.236 (average speed 232,450 km/h); 2. Nico Rosberg (Mercedes), +3.175 sec; 3. Felipe Massa (Williams-Mercedes), +25.026 sec; 4. Valtteri Bottas (Williams-Ferrari), +40.786 sec; 5. Daniel Ricciardo (Red Bull-Renault), +50.309 sec; 6. Sebastian Vettel (Red Bull-Renault), +59.965 sec; 7. Sergio Perez (Force India-Mercedes), +1m02.512; 8. Jenson Button (McLaren-Mercedes), +1m03.063; 9. Kimi Räikkönen (Ferrari), +1m03.535; 10. Kevin Magnussen (McLaren-Mercedes), +1m06.171; 11. Daniil Kvyat (Toro Rosso-Renault), +1m11.184; 12. Nico Hulkenberg (Force India-Mercedes), +1m12.606; 13. Jean-Eric Vergne (Toro Rosso-Renault), +1m13.093; 14. Pastor Maldonado (Lotus-Renault), -1 lap; 15. Adrian Sutil (Sauber-Ferrari), -1 lap; 16. Romain Grosjean (Lotus-Renault), -1 lap; 17. Kamui Kobayashi (Caterham-Renault), -1 lap; 18. Jules Bianchi (Marussia-Ferrari), -1 lap; 19. Marcus Ericsson (Caterham-Renault), -2 laps; 20. Esteban Gutiérrez (Sauber-Ferrari), -2 laps. **Pole position: Lewis Hamilton** (Mercedes), 1m24.109 (average speed 247,950 km/h). **Fastest lap: Lewis Hamilton** (Mercedes), 1m28.330 (average speed 235,856 km/h).

**Did not finish:** Fernando Alonso (Ferrari), 28 laps/Ers; Max Chilton (Marussia-Ferrari), 5 laps/accident.

### 2015 F1 ITALIAN GRAND PRIX

Monza, September 6th - 306,720 km (5,787 km x 53 laps)

**Winner: Lewis Hamilton** (Mercedes), 1h18m00.688 (average speed 235,903 km/h); 2. Sebastian Vettel (Ferrari), +25.042 sec; 3. Felipe Massa (Williams-Mercedes), +47.635 sec; 4. Valtteri Bottas (Williams-Ferrari), +47.996 sec; 5. Kimi Räikkönen (Ferrari), +68.860 sec; 6. Sergio Perez (Force India-Mercedes), +72.783 sec; 7. Nico Hulkenberg (Force India- Mercedes), -1 lap; 8. Daniel Ricciardo (Red Bull-Renault), -1 lap; 9. Marcus Ericsson (Sauber- Ferrari), -1 lap; 10. Daniil Kvyat (Red Bull-Renault), -1 lap; 11. Carlos Sainz (Toro Rosso- Renault), -1 lap; 12. Max Verstappen (Toro Rosso-Renault), -1 lap; 13. Felipe Nasr (Sauber- Ferrari), -1 lap; 14. Jenson Button (McLaren-Honda), -1 lap; 15. Will Stevens (Marussia- Ferrari), - 2 laps; 16. Roberto Merhi (Marussia-Ferrari), - 2 laps; 17\*. Nico Rosberg (Mercedes), -3 laps/engine; 18\*. Fernando Alonso (McLaren-Honda), -6 laps/electrical. **Pole position: Lewis Hamilton** (Mercedes), 1m23.397 (average speed 250,066 km/h). **Fastest lap: Lewis Hamilton** (Mercedes), 1m26.672 (average speed 240,617 km/h).

(\* *Nico Rosberg and Fernando Alonso were both classified as they had completed 90% of the race distance.*)

**Not classified:** Romain Grosjean (Lotus-Mercedes), 1 lap/collision damage; Pastor Maldonado (Lotus-Mercedes), 1 lap/collision damage.



