




**FORMULA 1
GROSSER PREIS SANTANDER
VON DEUTSCHLAND**

**HOCKENHEIM
18-19-20 JULY 2014**



formulaone™media
OFFICIAL MEDIA KIT

WELCOME TO HOCKENHEIM,

The Santander German Grand Prix 2014 marks the 34th time since 1970 that motorsports' premier-class event will be held in Hockenheim. We can proudly speak of an impressive tradition at our racetrack. This success story can be traced back to the fascinating character of the Grand Prix racetrack, even back in days of the legendary slipstream battles along the forested stretch of the old Ring. Today, the 4.574-km-long track offers top speeds of 330 km/h, numerous overtaking opportunities, and a fantastic view of the racing action for the viewers in the grandstands.

But the fascination with the Hockenheim Grand Prix goes beyond what happens on the track. A support and entertaining programme that offers the Hockenheimring visitor unequalled thrills and excitement. With numerous autograph sessions, race radio, exclusive competitions, pit walk, track tours and much, much more. And with the countless legendary parties in the camping grounds contributing to the unique atmosphere, no true fan would want to miss out when Formula 1 comes to Hockenheim. The Hockenheimring is a symbol for our region and contributes to the importance of the Rhein-Neckar Metropolregion and Baden-Württemberg's automotive stronghold in international competition by hosting the FIA Formula 1 World Championship.

We look forward to welcoming you all on German asphalt at the 10th Formula 1 race of the 2014 season. Welcome to the Hockenheimring Baden-Württemberg.

Sincerely,

Georg Seiler

Managing Director Hockenheim-Ring GmbH

Hockenheim-Ring GmbH
Postfach 1106,
68754 Hockenheim, Germany

T +49 (0) 6205 950 0
F +49 (0) 6205 950 299

info@hockenheimring.de
www.hockenheimring.de

TABLE OF CONTENTS

PART 1	GENERAL INFORMATION	
	Timetable	5-6
	Circuit Map	7
	Route to Hockenheimring	8-9
	Facts and Figures	10-12
	HOCKENHEIMRING TRAVEL GUIDE	
	Hockenheim at a glance	13
	Hotel / Restaurants & Cafés	14-17
	Shopping / Banks / Car rental / Taxis	18
	Train Stations / Airport / Airlines	19
	Emergency numbers	20
PART 2	MEDIA SERVICES	
	Responsibilities: Track / FIA / Media Centre	21
	Accreditation / Media Centre Opening hours	22
	Media Centre / Photographers' area: Facilities	23
	Shuttle Services: Route / Timetable	24
	Press conferences	25
PART 3	2014 FIA FORMULA ONE WORLD CHAMPIONSHIP	
	New Rules 2014	26-27
	Calendar	28
	Entry list	29
	Circuit Characteristics & Results - AUSTRALIAN GRAND PRIX	30-31
	Circuit Characteristics & Results - MALAYSIA GRAND PRIX	32-33
	Circuit Characteristics & Results - BAHRAIN GRAND PRIX	34-35
	Circuit Characteristics & Results - CHINESE GRAND PRIX	36-37
	Circuit Characteristics & Results - SPANISH GRAND PRIX	38-39
	Circuit Characteristics & Results - MONACO GRAND PRIX	40-41
	Circuit Characteristics & Results - CANADIAN GRAND PRIX	42-43
	Circuit Characteristics & Results - AUSTRIAN GRAND PRIX	44-45
	Circuit Characteristics & Results - BRITISH GRAND PRIX	46-47
	Circuit Characteristics & Results 2013 - GERMAN GRAND PRIX	48-49
	Circuit Characteristics - HUNGARIAN GRAND PRIX	50
	Circuit Characteristics - BELGIAN GRAND PRIX	51
	Circuit Characteristics - ITALIAN GRAND PRIX	52
	Circuit Characteristics - SINGAPORE GRAND PRIX	53
	Circuit Characteristics - JAPANESE GRAND PRIX	54
	Circuit Characteristics - RUSSIAN GRAND PRIX	55
	Circuit Characteristics - UNITES STATES GRAND PRIX	56
	Circuit Characteristics - BRAZILIAN GRAND PRIX	57
	Circuit Characteristics - ABU DHABI GRAND PRIX	58

TABLE OF CONTENTS

PART 4	2014 FIA FORMULA ONE WORLD CHAMPIONSHIP - STATISTICS	
	Standings: Drivers' and Constructors' Classifications	59-60
	Pole position-Winner-Fastest laps; Team mates' Qualifying Performance	61
PART 5	2014 FIA FORMULA ONE CHAMPIONSHIP - TEAMS & DRIVERS	
	Teams and Drivers at a Glance	62-63
	Infinity Red Bull Racing	64
	Mercedes AMG Petronas F 1 Team	65
	Scuderia Ferrari	66
	Lotus F1 Team	67
	McLaren Mercedes	68
	Sahara Force India F1 Team	69
	Sauber F1 Team	70
	Scuderia Toro Rosso	71
	Williams Martini Racing	72
	Marussia F1 Team	73
	Caterham F1 Team	74
PART 6	THE GERMAN GRAND PRIX	
	Winners 1951 - 2013	75-76
	Drivers' and Constructors' Records	77
PART 7	HISTORY BOOK – FACTS AND FIGURES	
	Driver World Champions 1951 - 2013	78-79
	Constructors World Champion 1951 - 2013	80-81
	Drivers' and Constructors' Records	82-83
PART 8	SUPPORT RACES	
	GP2 SERIES	84-90
	GP3 SERIES	91-96
	PORSCHE MOBIL1 SUPERCUP	97-100



**FORMULA 1
GROSSER PREIS SANTANDER
VON DEUTSCHLAND**

HOCKENHEIM
18-19-20 JULY 2014

GENERAL INFORMATION

TIMETABLE – FIA FORMULA 1 GERMAN GRAND PRIX 2014

THURSDAY

10:00	16:00	FORMULA ONE	INITIAL SCRUTINEERING
13:00	15:00	FORMULA ONE	TRACK INSPECTION AND SYSTEMS CHECKS – SAFETY CAR - TRACK CLOSED
15:00		FORMULA ONE	PRESS CONFERENCE – PRESS ROOM
16:00		FORMULA ONE	TEAM MANAGERS' MEETING
17:00		GP2	DRIVERS MEETING
17:30		GP3	DRIVERS' MEETING
17:00	19:00	PROMOTER	PUBLIC PIT LANE WALK FOR 3 DAY TICKET HOLDER

FRIDAY

08:45	09:45	FORMULA ONE	PADDOCK CLUB PIT LANE WALK
09:30	09:45	FORMULA ONE	TRACK INSPECTION AND TRACK TEST
10:00	11:30¹	FORMULA ONE	FIRST PRACTICE SESSION
12:00	12:45 ¹	GP2	PRACTICE SESSION
13:00		PORSCHE MOBIL 1 SUPERCUP	DRIVERS MEETING
12:50	13:45	FORMULA ONE	PADDOCK CLUB PIT LANE WALK
13:30	13:40	FORMULA ONE	TRACK INSPECTION
14:00	15:30¹	FORMULA ONE	SECOND PRACTICE SESSION
15:55	16:25 ¹	GP2	QUALIFYING SESSION
16:00	17:00	FORMULA ONE	PRESS CONFERENCE – PRESS ROOM
16:45	17:30 ¹	PORSCHE MOBIL 1 SUPERCUP	PRACTICE SESSION
17:00		FORMULA ONE	DRIVERS MEETING
17:50	18:35 ¹	GP3	PRACTICE SESSION

¹fixed end session

Hockenheim-Ring GmbH
Postfach 1106,
68754 Hockenheim, Germany

T +49 (0) 6205 950 0
F +49 (0) 6205 950 299

info@hockenheimring.de
www.hockenheimring.de

TIMETABLE – FIA FORMULA 1 GERMAN GRAND PRIX 2014

SATURDAY

08:30	09:15	FORMULA ONE	TEAM PIT STOP PRACTICE
08:30	09:35	FORMULA ONE	Paddock CLUB PIT LANE WALK
09:45	10:15	GP3	QUALIFYING SESSION
10:30	10:45	FORMULA ONE	TRACK INSPECTION AND TRACK TEST
11:00	12:00¹	FORMULA ONE	THIRD PRACTICE SESSION
12:25	12:55	PORSCHE MOBIL 1 SUPERCUP	QUALIFYING SESSION
13:00	13:45	FORMULA ONE	Paddock CLUB PIT LANE WALK
13:30	13:40	FORMULA ONE	TRACK INSPECTION
14:00	15:00	FORMULA ONE	QUALIFYING SESSION
15:25		GP2	PIT LANE OPEN
15:30		GP2	PIT LANE CLOSED
15:40*	16:45²	GP2	FIRST RACE (38 LAPS OR 60 MINS)
17:10		GP3	PIT LANE OPEN
17:15		GP3	PIT LANE CLOSED
17:20*	17:55²	GP3	FIRST RACE (18 LAPS OR 30 MINS)

SUNDAY

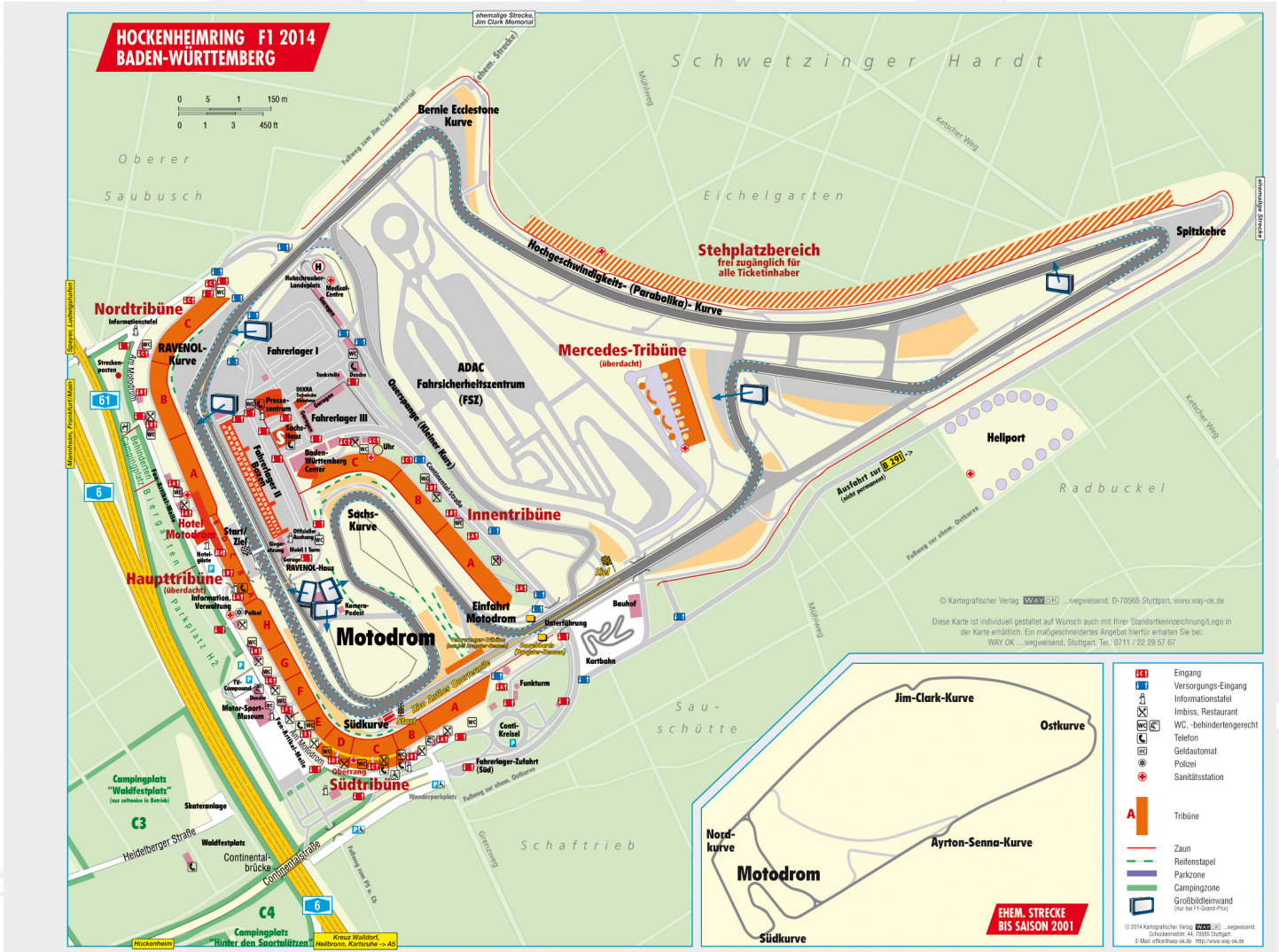
08:30	08:40	FORMULA ONE	TRACK INSPECTION AND TRACK TEST
09:15		GP3	PIT LANE OPEN
09:20		GP3	PIT LANE CLOSED
09:25*	10:00²	GP3	SECOND RACE (18 LAPS OR 30 MINS)
10:20		GP2	PIT LANE OPEN
10:25		GP2	PIT LANE CLOSED
10:35*	11:25²	GP2	SECOND RACE (27 LAPS OR 45 MINS)
11:00		FORMULA ONE	DRIVERS' MEETING – IF NECESSARY
11:45*	12:20²	PORSCHE MOBIL 1 SUPERCUP	RACE (14 LAPS OR 30 MINS)
12:25	13:15	FORMULA ONE	Paddock CLUB PIT LANE WALK
12:30		FORMULA ONE	DRIVERS TRACK PARADE
12:45	13:15 ²	FORMULA ONE	STARTING GRID PRESENTATION
13:10	13:20	FORMULA ONE	TRACK INSPECTION
13:30		FORMULA ONE	PIT LANE OPEN
13:45		FORMULA ONE	PIT LANE CLOSED GRID FORMATION
13:46		FORMULA ONE	NATIONAL ANTHEM
14:00*	16:00²	FORMULA ONE	GRAND PRIX (67 LAPS OR 120 MINS)

* These times refer to the start of the formation lap, ¹fixed end session ²approx finishing time

Hockenheim-Ring GmbH
 Postfach 1106,
 68754 Hockenheim, Germany

T +49 (0) 6205 950 0
 F +49 (0) 6205 950 299

info@hockenheimring.de
 www.hockenheimring.de



Hockenheim-Ring GmbH
Postfach 1106,
68754 Hockenheim, Germany

T +49 (0) 6205 950 0
F +49 (0) 6205 950 299

info@hockenheimring.de
www.hockenheimring.de

GENERAL INFORMATION

ROUTE TO HOCKENHEIM

APPROACHING FROM LARGER CITIES (AS BELOW)

Frankfurt / Mannheim

- Autobahn (motorway) A6/E50, towards Heilbronn
- Exit Schwetzingen/Hockenheim, B36 towards Hockenheim
- Exit B36 Hockenheim Nord/Hockenheim Talhaus, follow the racing driver logo towards Hockenheim

Koblenz / Köln / Mainz

- Autobahn A61/E31, towards Heilbronn/Stuttgart
- Exit AS64 Hockenheim - L722 to Hockenheim Talhaus, follow the racing driver logo towards Hockenheim

Heilbronn

- Autobahn A6/E50, towards Frankfurt
- Exit Raststätte (motorway services) Hockenheim Ost, follow the racing driver logo

Basel (CH) / Karlsruhe

- Autobahn A5/E35, towards Heidelberg
- Exit AS39 Walldorf, B39 towards Hockenheim
- Upon arrival in Hockenheim, follow the signage towards the Hockenheimring

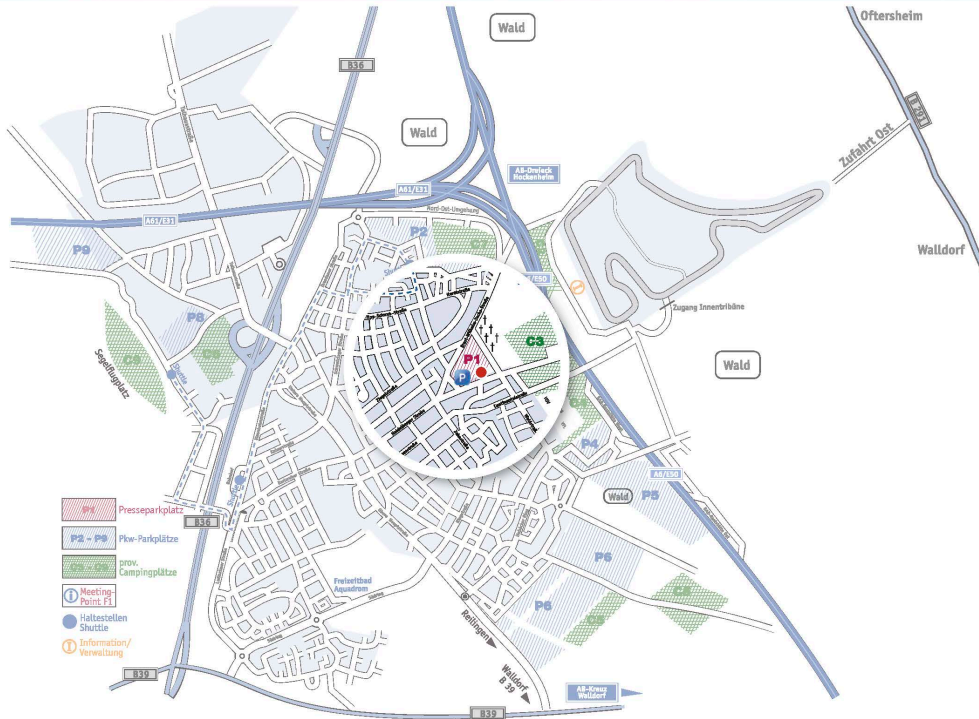
Parking at the Hockenheimring

Upon arrival, visitors will be guided towards the nearest available car parks. Busses and accredited media will be guided to P1.

Public Transport:

Hockenheim is conveniently reached via train from Karlsruhe or Mannheim. There are shuttle busses operating between the train station and the Hockenheimring or it's at a 20min walking distance.

**ANFAHRTSBESCHREIBUNG
PRESSEPARKPLATZ P1**



Zu- und Abfahrt nur über die Ernst-Wilh.-Sachs-Straße



AUS SÜD KOMMEND:

A5 Karlsruhe/Basel:
Ausfahrt 39 Walldorf, über B39 der
Beschilderung folgend

A6 Heilbronn/Stuttgart:
Am Autobahnkreuz Walldorf auf die A5
Richtung Heidelberg/Frankfurt, Ausfahrt 39
Walldorf, über B39 der Beschilderung folgend

AUS NORD KOMMEND:

A6 Mannheim/Frankfurt:
Ausfahrt 29 Schwetzingen/Hockenheim, nach
Hockenheim der Beschilderung folgend

A61 Koblenz/Köln:
Ausfahrt 64 Hockenheim, über L722 nach
Hockenheim, ab Hockenheim der Beschilderung
folgend

A5 Heidelberg/Frankfurt:
Ausfahrt 39 Walldorf, über B39 der
Beschilderung folgend

Hockenheim-Ring GmbH Am Motodrom 68766 Hockenheim Tel.: +49 (0)6205 950-0 Fax: +49 (0)6205 950-299 www.hockenheimring.de

Hockenheim-Ring GmbH
Postfach 1106,
68754 Hockenheim, Germany

T +49 (0) 6205 950 0
F +49 (0) 6205 950 299

info@hockenheimring.de
www.hockenheimring.de

GENERAL INFORMATION

FACTS AND FIGURES

HOCKENHEIMRING BADEN-WÜRTTEMBERG A – Z

Autograph Sessions Throughout the Formula One weekend, F1 drivers, test drivers and support race drivers will be available for autographs on the "Hockenheimring Stage" at the F1-Village.

AvD
 (Automobilclub of Germany) The sporting organiser, the AvD (Automobilclub von Deutschland) will have approximately 500 people working during the event. Amongst these are marshals at the track, the team working in the pit lane and other officials.

Consumption (food) At each event, hungry fans consume approximately 5.2 tons of fried and cooked sausages, 6,000 cutlets, 10,000 meatballs and 80,000 bread rolls. You could build a pyramid of 14m length and 8m height from the above! The amount of mustard and ketchup consumed could fill 10 bathtubs. Additionally, more than 50,000 units of soft drinks and 50,000 cans of beer are drunk throughout the weekend. Piled on top of each other, that would be a tower of 11km in height, making it higher than the 'Nanga Parbat' and the 'Zugspitze' combined.

DRK
 (German Red Cross) The German Red Cross will be present with more than 200 paramedics (60-70 of them directly at the track), more than 30 doctors, 16 ambulances, 3 extraction teams (6 people each) and 2 teams of 3 people each dedicated to the pit lane only.

F1 Lap Record Finnish driver Kimi Räikkönen (McLaren Mercedes) set a new lap record in 2004 with 1:13.780 minutes (on the new track length of 4.574km). The average speed was 223.182 kph.

Fan-TV Fan-TV will be transmitted onto the giant screens, strategically placed around the track. Throughout the weekend, it will broadcast interesting news from the pit lane, competitions, traffic news and entertainment.

Fire Brigade Each race day, approximately 140 firemen & 22 fire engines are on stand-by.

GENERAL INFORMATION

FACTS AND FIGURES

HOCKENHEIMRING BADEN-WÜRTTEMBERG A – Z

Formula 1 track	Length:	4,574 km
	Width:	at least 15m
	Corners:	17
	Straights:	6

Giant Screens To ensure that spectators will not miss a single detail, a total of 7 giant screens have been placed around the track. New for this year is an additional large-size display tower.

History	1932	Inauguration as motor racing and test track on 29 th May
	1938	Conversion from triangular to oval track layout; Renamed "Kurpfalzring"
	1947	Renamed "Hockenheimring"
	1965/66	Construction of the "Motodrom"
	1967	First Motorbike World Championship race
	1970	First German Formula One Grand Prix
	Since 1977	Permanent host to the German Grand Prix (except 1985)
	2002	Restructuring and modernisation of the track Shortening of the track from 6.823km to 4.574km
	2006	Marked the 80 th anniversary of the German Grand Prix and the 30 th anniversary of the German Grand Prix at the Hockenheimring
	2012	This year marks the Hockenheimring's 80 th anniversary

Lengths (race tracks)	F1 track length:	4.574 km
	Small track:	2.604 km
	Incl. entry to chicane (GP-track):	2.589 km
	East track:	3.084 km
	Quaermile:	402.33 m

Pit-Walkabout All weekend ticket holders for the Santander German Grand Prix will have access to the pit lane and get to see what's behind the scenes! The pit walkabout will take place on Thursday, 17TH July 2014.

Police Approximately 800 policemen will be present at the circuit during the German Grand Prix weekend.

GENERAL INFORMATION

FACTS AND FIGURES

HOCKENHEIMRING BADEN-WÜRTTEMBERG A – Z

Run-off areas	8 metres on both sides of the track on straights and up to 100 metres on outside corners.
Santander – Title Sponsors	Santander is one of the biggest banks worldwide with over 13,000 branches in over 40 countries, 90 million customers and 2.6 million shareholders. This season, Santander are title sponsor of the German Grand Prix as well as the English Grand Prix. In Germany more than 6 million private customers rely on the Santander subsidiary 'Santander Consumer Bank AG' (their headquarters are located in Mönchengladbach).
Speeds	Maximum approx. 330mph Average approx. 195mph
Spectators	60,000 tickets were sold for the event in 2012.
Staff	Throughout the F1 weekend, approximately 1,500 staff is present and working around the track. This includes everyone, from track marshals to parking assistants to security personnel.
RPR1 Hockenheimring-Radio	Tune in to the dedicated special frequency of 92,4 FM for latest news around Hockenheim, the track, drivers, traffic and much more. The RPR1-Team will be broadcasting live from their mobile broadcasting studio on the track. Aside from exciting news from the pit lane they will provide news on traffic and parking, camping tips and play the latest hits.
Tarmac width	At least 15 metres
Telecommunications	Throughout the Hockenheimring area, approximately 650 DSL-, ISDN-, Hot Spots and analog lines are installed for teams, organisers and media.

HOCKENHEIMRING TRAVEL GUIDE

HOCKENHEIM AT A GLANCE

Racing City Hockenheim – more than “just” Formula One

Hockenheim first appears in historic records (namely the Lorsch Codex) in 769. Its status was raised to “City” in 1895 and it was upgraded to district capital in 2001

Hockenheim has achieved fame worldwide for its race track, the Hockenheimring Baden-Württemberg, which regularly plays host to the elite of international motor racing. Hockenheim offers a wide range of activities for locals and visitors alike. Its sense of community and numerous clubs of all kinds marks it out as a city with high recreational value. Furthermore, Hockenheim is known for its schools and further education facilities and is also an industrial and commercial hub of activity. Hockenheim is located in the Rhine plain, approximately 25km south of Mannheim and includes an area of 3,485ha. More than 20,000 inhabitants currently make use of its strategic location. With a wide choice of motorways and A-roads and excellent train services, it is well connected for short- and long-distance commuters alike.

With more than 700,000 visitors a year, there is something for everyone in Hockenheim - from the pinnacle of motorsport to track days to open-air concerts. The famously beautiful “Rhein-Neckar” region has a lot to offer in every sense: culturally, socially and economically. Stunning scenery and plenty of activities, both indoors and outdoors, leave nothing to be desired. A mere ten-minute walk from the circuit, you’ll find a selection of restaurants, bars and opportunities to shop on Karlsruher Straße. If you are in the mood for live music or a touch of comedy, a visit to the “Hockenheimer Stadthalle” and the “Pumpwerk Hockenheim” is a must. Or why not have a look into the famous tobacco museum (“Tabakmuseum”), which opened its doors in 1984. **For further information please visit: www.hockenheim.de**

Just like Hockenheim, nearby Schwetzingen is famous throughout Germany for its fabulous white asparagus. The best way to enjoy what is commonly known as “White Gold” is in one of the restaurants and cafés around the “Schwetzinger Schlossplatz” surrounding the palace in the heart of the city. Schwetzingen’s baroque palace, also known as “Mini-Versailles”, will enchant you with its beauty.

For further information please visit: www.schwetzingen.de

Similarly, the cathedral city of Speyer is well worth a visit for culturally minded visitors. Speyer’s gigantic imperial cathedral is simply awe-inspiring and counts among one of the largest and most important romantic structures in Germany, which has been declared a world heritage site by the UNESCO.

For further information please visit: www.speyer.de

Hockenheim also borders one of Germany’s most famous and beautiful cities: Heidelberg. The main attraction is the palace of Heidelberg (“Heidelberger Schloss”), from where you can enjoy unparalleled views across Heidelberg and the Neckartal (the valley named after the river Neckar that winds through it). Numerous shops across the historic town centre as well as countless restaurants, cafés and bars offer the perfect environment for some retail therapy and relaxation. Heidelberg being a student city also has a vibrant nightlife. There’s something for everyone here: a Philharmonic Orchestra, cultural institutions and botanical gardens. And last but not least, a boat trip on the Neckar is an absolute must!

For further information please visit: www.heidelberg.de

Finally, there is Mannheim, best known as a centre of business and economics. Mannheim has a lot more to offer though. A vibrant student city, it combines first class entertainment with cultural activities. A visit to the “Luisenpark Mannheim” will leave you in awe of the most stunning sea of flowers you will ever see. And if stargazing is more your cup of tea, you should head directly to the Planetarium. Or why not make use of “shopping deluxe” on the famous shopping mile in the centre of town around the “Wasserturm”.

For further information please visit: www.mannheim.de

HOCKENHEIMRING TRAVEL GUIDE

ACCOMODATION

HOTELS (SELECTION)

Hotel Motodrom

Am Hockenheimring, 68766 Hockenheim
 ☎ +49 (0) 6205/2 98-0
www.hockenheimring.net/hotel-motodrom

Ramada Hockenheim

Heidelberger Straße 8, 68766 Hockenheim
 ☎ +49 (0) 6205/2 94-0
www.ramada.com

Hotel Kanne

Karlsruher Straße 3, 68766 Hockenheim
 ☎ +49 (0) 6205/94646
www.hotel-kanne.de

Hotel Am Park

Bahnhofstraße 7, 68766 Hockenheim
 ☎ +49 (0) 6205/289 855

Gasthaus Zur Pfalz

Schulstraße 25, 68766 Hockenheim
 ☎ +49 (0) 6205/7625
www.hotelzurpfalzhockenheim.de

Hotel Walkershof

Hockenheimer Straße 86, 68799 Reilingen
 ☎ +49 (0) 6205/9 59-0
www.walkershof.de

Hotel Blautannen

Blautannenstraße 2, 68804 Altlußheim
 ☎ +49 (0) 6205/32752
www.hotel-blautannen.de

Hotel Grenzhof

Grenzhof 9, 69123 Heidelberg
 ☎ +49 6202 / 943 - 0
www.grenzhof.de

Astralis Hotel Domizil

Schwetzingen Straße 50
 69190 Walldorf
 +49 (0) 6227 6080
www.astralis.de

Leonardo Hotel Heidelberg-Walldorf

Roter Straße, 69190 Walldorf
 ☎ +49 (0) 6227/360
www.leonardo-hotels.de

Achat Comfort Hotel

Gleisstraße 8/1, 68766 Hockenheim
 ☎ +49 (0) 6205/2970
www.achat-hotel.de

Hotel Am Flugplatz

Hinter den Bergen 1/1, 68766 Hockenheim
 ☎ +49 (0) 6205/20 84 100
www.hotel-am-flugplatz-hockenheim.de

Gasthof Talhaus

Talhausstraße 5, 68766 Hockenheim
 ☎ +49 (0) 6205/3050 911

Gästehaus Doris

Berlinallee 20, 68766 Hockenheim
 ☎ +49 (0) 6205/7250
www.gaestehausdoris.de

Hotel Adler

Hockenheimer Straße 2, 68809 Neulußheim
 ☎ +49 (0) 6205/20 81 800
www.hoteladler.de

Luxhof Rheinhof

Ketscher Landstraße, 68804 Altlußheim
 ☎ +49 (0) 6205/303-0
www.luxhof.de

Achat Premium Walldorf-Rellinggen

Hockenheimer Straße 86
 68799 Rellinggen
 ☎ +49 (0) 6205 9590
www.achat-hotel.de

HOCKENHEIMRING TRAVEL GUIDE

RESTAURANTS & CAFÉS

HOCKENHEIM

Brauerei zum Stadtpark

Parkstraße 1, 68766 Hockenheim

☎ 06205 283688

www.brauereizumstadtpark.de

Brewery with traditional menu:D; Sunday L&D

Café Hemingway

Karlsruher Straße 3, 68766 Hockenheim

☎ 06205 287087

Cosy Café with B, L, D, Sundays Brunch

China-Restaurant Kanton

Heidelberger Str. 20, 68766 Hockenheim

☎ 06205 1 33 61

Chinese Restaurant L, D

et cetera

Karlsruher Straße 25, 68799 Hockenheim

☎ 06205 5999

www.et-cetera.com

Small Bistro mit B, L, D

Bella Capri

Untere Hauptstraße 9, 68766 Hockenheim

☎ 06205 7169

Italian Restaurant with beergarden

Delphi

Schwetzingen Straße 1, 68766 Hockenheim

☎ 06205 6780

www.delphi-hockenheim.de

Greek Restaurant L, D

HEIDELBERG

CAFÉ ROSSI

Rohrbacher Straße 4, 69115 Heidelberg

☎ 06221 9746-0

www.caferossi.de

Same Same

Steingasse 3, 69117 Heidelberg

☎ 06221 7291737

www.sushiheidelberg.de

Small Sushi-Bar L, D

Grenzhof – Hotel und Restaurant

Grenzhof 8-9, 69123 Heidelberg

☎ 06202-9430

www.grenzhof.de

Small but very good menu, beautiful beergarden, D

Schmidts

Hauptstraße 187, 69117 Heidelberg

☎ 06221 – 6549065

www.schmidts-hd.de

Vetter Alt Heidelberg Brauhaus

Steingasse 9, 69117 Heidelberg

☎ 06221 16-5850

www.brauhaus-vetter.de

Typical brewery with traditional food from the area
L, D

Heid's Heidelberg

Speyrer Straße 15, 69124 Heidelberg

☎ 06221 180011

www.cabana-hd.de

L, D

Cafe Villa

Hauptstrasse 187, 69117 Heidelberg

☎ 06221 433 28 67

www.cafevilla.de

B = Breakfast, L = Lunch, D = Dinner

HOCKENHEIMRING TRAVEL GUIDE

RESTAURANTS & CAFÉS

SCHWETZINGEN

Kaffeehaus am Schloßplatz

Schloßplatz 3, 68723 Schwetzingen
 ☎ 06202 12170
www.kaffeehaus.de

Trendy Restaurant, Café, Bar and Restaurant B, L, D extensive wine menu

Grüner Baum

Carl-Theodor-Straße 2, 68723 Schwetzingen
 ☎ 06202 4362
www.wirtshauszumgruenenbaum.de

Restaurant B, L, D; Fridays and Saturdays open from 23-3 h

Café Journal

Karlsruher Straße 1, 68723 Schwetzingen
 ☎ 06202 9327-0
www.cafejournal.de

Café, Bar and Restaurant B, L, D vielfältige International press

Blaues Loch

Zeyherstraße 3, 68723 Schwetzingen
 ☎ 06202 21360

Cosy Restaurant, big beer garden, B, L, D

MANNHEIM

Restaurant Lindbergh

Seckenheimer Landstraße 170, 68163 Mannheim
 ☎ 0621 412465
www.restaurant-lindbergh.de

Restaurant with big beergarden B, L, D

Supan´s Restaurant

N3 1, 68161 Mannheim
 ☎ 0621 156-7723
www.supans.de

Thai Restaurant L, D

Grande Café Prag Malamos

E4 17, 68159 Mannheim
 ☎ 0621 -76059876
www.cafeprag.de

Cosy Café

Playa del Ma

Industriestraße 35, 68169 Mannheim
 ☎ 0621 15403469
www.playadelma.de

Restaurant, Bar, Beach Club

B = Breakfast, L = Lunch, D = Dinner

HOCKENHEIMRING TRAVEL GUIDE

BARS & LOUNGES

HEIDELBERG

Nectar

Obere Neckarstraße 5
69117 Altstadt Heidelberg
☎ 06221-7286051
www.mynectar.de

Great outdoor Lounge Bar with great views;
Cocktails, Smoothies, small menu

Print Media Lounge

Kurfürstenanlage 60,
69115 Heidelberg-Bergheim
☎ 06221-653949
www.printmedialounge.de

Cafe Villa

Hauptstraße 187, 69117 Heidelberg
☎ 06221 433 28 67
www.cafevilla.de

BOHO BAR

Kettengasse 11, 69117 Heidelberg
☎ **06221-72 555 20**
www.boho-heidelberg.de

Pepper Bar

Heugasse 1, 69117
Altstadt Heidelberg
☎ 06221-168617

Skylounge

Alte Glockengießerei 9,
69115 Heidelberg- Bergheim
☎ 06221-434968
www.skylounge-heidelberg.de

Schmidts

Hauptstraße 187
69117 Heidelberg
☎ 06221 - 6549065
www.schmidts-hd.de

Kaiser

Untere Straße 30, 69117 Heidelberg
☎ 06221 9148875
www.kaiser-heidelberg.de

HOCKENHEIMRING TRAVEL GUIDE

SHOPPING / BANKS / CAR RENTALS / TAXIS

SHOPPING

Hockenheim-Center

Speyerer Straße 2
 68766 Hockenheim
 ☎ 06205 207123

Rhein Galerie Ludwigshafen

Im Zollhof 4
 67061 Ludwigshafen am Rhein
 ☎ 0621 59183410

Rhein-Neckar-Zentrum Viernheim

Robert-Schuman-Straße 8a
 68519 Viernheim
 ☎ 06204 96240

Mannheim Innenstadt

ab Wasserturm

Altstadt Heidelberg

ab Bismarckplatz

BANKS

Commerzbank

Obere Hauptstraße 16, 68766 Hockenheim
 ☎ 06205 2027-0

Santander Consumer Bank

Rohrbacher Straße 3, 69115 Heidelberg
 ☎ 06221

Sparkasse

Untere Hauptstraße 2, 68766 Hockenheim
 ☎ 06221 5110

Volksbank

Karlsruher Straße 20, 68766 Hockenheim
 ☎ 06205 3091-0

CAR RENTALS

Avis (Heidelberg)

☎ 06221/2 22 15

Hertz (Mannheim)

☎ 0621/2 29 97

Europcar (Speyer)

☎ 06232/6 77 90

Sixt(Heidelberg)

☎ 06221/1 38 99-0

TAXIS

Taxi City-Car (Hockenheim)

☎ 06205/1 60 00

Auto-Funk-Taxi (Heidelberg)

☎ 06221/30 20 30

City Car (Speyer)

☎ 06232/990 600

HOCKENHEIMRING TRAVEL GUIDE

TRAIN STATIONS / AIRPORTS / AIRLINES

TRAIN STATIONS

Hockenheim

Eisenbahnstraße 2-4, 68766 Hockenheim
☎ 06205/29 24 21

Heidelberg

Willy-Brandt-Platz 5, 69115 Heidelberg
☎ 06221/5 25-0

Frankfurt

Bahnhof Frankfurt (Main) Hbf, Im Hauptbahnhof,
60329 Frankfurt (Main)
☎ 069/265-0

AIRPORTS

Frankfurt Airport

Taudeport
Im Taubergrund 27
65451 Frankfurt
☎ +49 (0) 69 690 0

Stuttgart Airport

Flughafenstraße 43
70629 Stuttgart
☎ +49 (0) 711 9480

AIRLINES

Alitalia

☎ 01805/074 747

British Airways

☎ 01805/266 522

Air Berlin

☎ 01805/737 800

Condor

☎ 01805/767 757

Air France

☎ 01805/830 830

Deutsche Lufthansa

☎ 01805/805 805

Iberia

☎ 01805/442 900

HOCKENHEIMRING TRAVEL GUIDE

EMERGENCY NUMBERS

GENERAL

Police
☎ 110

Hockenheim Police
☎ 06205/2 86 00

Firebrigade
☎ 112

Ambulance
☎ 06202/1 92 22
☎ 06205/1 55 11

HOSPITALS

Hospital Schwetzingen
Bodelschwinghstraße 10
68723 Schwetzingen
☎ 06202/84 30

University Hospital Heidelberg
Im Neuenheimer Feld 111
69120 Heidelberg
☎ 06221/56-0

Universitätsklinikum Mannheim
Theodor-Kutzer-Ufer 1-3
68167 Mannheim
☎ 0621 3830

Orthopädische Klinik, Schlierbach
Schlierbacher Landstraße 200a
69118 Heidelberg
☎ 06221 965

Diakonissen Speyer
Hilgardstraße 26
67346 Speyer
☎ 06232 220

MEDIA SERVICES

RESPONSIBILITIES

RACE TRACK

Operating Company

Hockenheim-Ring GmbH
68766 Hockenheim
Phone: +49 (0) 6205-9 50-0
Fax : +49 (0) 6205-9 50-299
Email : info@hockenheimring.de
Website: www.hockenheimring.de

**Clerk of the Course
Steward**

Oliver Grodowski
Felix Holter

FIA

**Race Director, Starter and Safety
Delegate**

Charlie Whiting

Medical Delegate

Professor Jean-Charles Piette

Technical Delegate

Jo Bauer

**F1 Head of Communications & Media
Delegate**

Matteo Bonciani

FIA Observer

Herbie Blash

Stewards

Garry Connelly,
Enzo Spano, Tom Kristensen

MEDIA CENTRE

Media Relations and Communications

Katja Heim

National Media Accreditation

Tom Cooney

Media Centre Coordination

Egbert Thamm

MEDIA SERVICES

ACCREDITATION AND MEDIA CENTRE

ACCREDITATION

Location	The accreditation centre is located next to the media car park in the white tent opposite the Hockenheim fire station on Heidelberger Strasse	
Opening hours	Thursday, 17 th July	08.00 hrs – 18.00 hrs
	Friday, 18 th July	08.00 hrs – 16.00 hrs
	Saturday, 19 th July	08.00 hrs – 12.00 hrs
	Sunday, 20 th July	08.00 hrs – 10.00 hrs

MEDIA CENTRE

Location	The Media Centre is located next to the Sachs-Haus in the Formula One Paddock	
Opening Hours	Thursday, 17 th July	09.00 hrs – 22.00 hrs
	Friday, 18 th July	07.00 hrs – 23.00 hrs
	Saturday, 19 th July	07.00 hrs – 23.00 hrs
	Sunday, 20 th July	07.00 hrs – open end *
		*until the last journalist/ photographer leaves

MEDIA SERVICES

MEDIA CENTRE

FACILITIES

Press room

- 350 seats
- 8 public telephones
- Private telephones as requested
- 1 fax machine
- 52 TV monitors
- 52 time/information monitors
- Private WiFi Internet connection on request
- 8 Internet workstations (free of charge)
- 250 lockers

(Please obtain a key from one of the Media Centre staff at the reception desk. A deposit of €10 per key is applicable.)

Photographer's Area

The photographers' area comprises the following:

- Wire Sending Area inside the Sachs-Haus, 103 seats
- Locker room
- Camera Service Centre

There are 110 lockers available to photographers.

Please obtain a key from the reception in the photographers' room. A deposit of € 10.00 per key is applicable.

A cleaning and hire service for cameras is offered as in previous years. Four specialists will be at your service in the photographers' area.

100 ISDN telephone lines are available in the wire sending area, each having the possibility of upgrading to a WiFi connection.

TV / Radio

36 air-conditioned and soundproof boxes are available to television and radio commentators below the grandstand roof.

MEDIA SERVICES

SHUTTLE SERVICES

MEDIA SHUTTLES

Route	Shuttles operate between the Media Car Park, the TV-Compound and the entrance to the Formula One Paddock.
Operating Hours	Thursday: 08.00 hrs – 22.00 hrs Friday: 07.00 hrs – 23.00 hrs Saturday: 07.00 hrs – 23.00 hrs Sunday: 07.00 hrs – open end* * until the last journalist / photographer leaves
Notice	Journalists and photographers who wish to stay beyond the operating hours are kindly requested to contact the Media Centre staff at the reception desk at least one hour before the Media Centre closes

PHOTOGRAPHERS' SHUTTLES

Route	A photographers' shuttle service is provided non-stop during the Formula One practice sessions and race to important locations around the track, using the service road. This service is also in operation during the GP2/GP3 practice sessions and the GP2/GP3 race.
Operating Hours	Please refer to the schedule on the official notice board in the photographers' room.
Red Zones	Please refer to the note on the notice board, which will be put up on Thursday night once the decision on this will be made.
Photographers' Towers	Please refer to the map on the official notice board in the photographers' room for information on the positions of the photographers' towers
Crossing the track	Crossing the track is not allowed from 30 minutes before each practice session and 60 minutes before the Grand Prix race.

MEDIA SERVICES

PRESS CONFERENCES

FORMULA ONE

Thursday, 15.00 hrs, in the Media Centre:

Press Conference for a maximum of six drivers , chosen by the FIA F1 Head of Communications.

Friday, 16.00 hrs, in the Media Centre:

Press Conference for six team personalities, chosen by the FIA F1 Head of Communications.

Saturday, following the Qualifying session:

TV unilateral interview with top three drivers of the qualifying session

Saturday after the TV unilateral interview, at the Media Centre:

Post-Qualifying Press Conference with top three drivers of the qualifying session.

Sunday, following the podium celebrations:

TV unilateral interview with top three finishing drivers

Sunday, after the TV unilateral interview, in the Media Centre

Post-Race Press Conference with top three finishing drivers.

Notice:

Photographers are kindly requested to use the steps that have been provided behind the rows for the journalists.

2014 FIA FORMULA ONE WORLD CHAMPIONSHIP

NEW RULES IN 2014

There are some important changes to the F1 regulations for 2014.

Changes to the 2014 Technical and Sporting Regulations:

Power - it's out with 2.4-litre normally-aspirated V8 engines and in with 1.6-litre V6 turbo engines, revving to a maximum of 15,000rpm. While the old V8s produced more than 750bhp, the 2014 units put out around 600bhp with additional power coming from Energy Recovery Systems (see below).

Gearbox - gearboxes have eight forward ratios - rather than the previous seven - which each team must nominate ahead of the season.

Energy Recovery Systems (ERS) - from 2014, a larger proportion of each car's power comes from ERS which, together with the engine, makes up the powertrain or power unit. As well as generating energy under braking, ERS units also generate power using waste heat from the engine's turbocharger. Unlike the previous KERS - which gave drivers an extra 80bhp for just over six seconds per lap - the 2014 ERS gives drivers around 160bhp for approximately 33 seconds per lap. To compensate for the extra power being generated under braking by ERS, teams are allowed to use an electronic rear brake control system.

Fuel - to promote fuel efficiency, from 2014 fuel is limited to 100kg per race. Previously fuel was unlimited, but teams typically used around 160kg per race.

Minimum weight - to compensate for the increased weight of the 2014 powertrain, minimum weight has been increased from the current 642kg to 690kg.

Exhaust - unlike previously where two exhaust tailpipes were used, the 2014 regulations mandate the use of a single tailpipe, which must be angled upwards to prevent the exhaust flow being used for aerodynamic effect. Additionally, bodywork is not allowed to be placed behind the tailpipe.

Nose height - for safety reasons the height of noses has been reduced for 2014. The maximum height is 185mm (previously it was 550mm).

Front wing - front wings will be a little narrower from 2014 with the width reduced from 1800mm to 1650mm.

Rear wing - the rear wing also looks a little different for 2014. The previously legal lower beam wing has been outlawed and the main flap has become slightly shallower in profile. Support pillars, however, are allowed. The DRS slot is also bigger than in 2013.

2014 FIA FORMULA ONE WORLD CHAMPIONSHIP

NEW RULES IN 2014 contd.

Testing - in-season testing returns for 2014, albeit in a restricted format with the regulations allowing four tests of no more than two consecutive days at circuits where an event has taken place. There are also increased restrictions on wind tunnel testing and CFD simulations.

Points - double drivers' and constructors' points will be awarded at the final race of the Formula One season - Abu Dhabi for 2014 - in order to maximise focus on the championship until the end of the campaign.

Driver numbers - drivers will be asked to choose their race number, between 2 and 99, for the duration of their career in the FIA Formula One World Championship. Number 1 will be reserved for the current world champion, should he choose to use it. If more than one driver chooses the same number, priority will be given to the driver who finished highest in the previous year's championship. The driver number must be clearly visible on the front of the car and on the driver's crash helmet.

Additional Friday practice drivers - we are used to seeing teams replace one of their race drivers with a test driver for opening practice on a Friday. However, from 2014 teams are able to run up to four drivers - though still only two cars - in either Friday session.

New penalties - race stewards will have the option to hand out five-second penalties for minor infringements. Additionally, any driver who earns 12 penalty points on their superlicence during a 12-month period will be given a one-race ban.

Pole position trophy - a new trophy will be awarded to the driver who scores the most pole positions during the season. In the event of a tie, the trophy will be awarded to the driver who holds the greatest number of second places. If there is still a tie, the greatest number of third places will be taken into account and so on until a winner emerges.

2014 FIA FORMULA ONE WORLD CHAMPIONSHIP

CALENDAR

16 March	Albert Park, Melbourne	Australia
30 March	Sepang International Circuit, Kuala Lumpur	Malaysia
6 April	Bahrain International Circuit, Manama	Bahrain
20 April	Shanghai International Circuit, Shanghai	China
11 May	Circuit de Catalunya, Barcelona	Spain
25 May	Circuit de Monaco	Monte Carlo
8 June	Circuit Gilles Villeneuve, Montreal	Canada
22 June	Red Bull Ring, Spielberg	Austria
6 July	Silverstone	Great Britain
20 JULY	HOCKENHEIMRING, HOCKENHEIM	GERMANY
27 July	Hungaroring, Budapest	Hungary
24 August	Circuit de Spa-Francorchamps, Spa	Belgium
7 September	Autodromo di Monza, Monza	Italy
21 September	Marina Bay Street Circuit, Singapore	Singapore
5 October	Suzuka	Japan
12 October	Sochi International Circuit, Sochi	Russia
2 November	Circuit of the Americas, Austin	United States
9 November	Interlagos, São Paulo	Brazil
23 November	Yas Marina Circuit, Abu Dhabi	Abu Dhabi

2014 FIA FORMULA ONE WORLD CHAMPIONSHIP

ENTRYLIST

1	Sebastian Vettel	Germany	Infinity Red Bull Racing
3	Daniel Ricciardo	Australia	Infinity Red Bull Racing
6	Nico Rosberg	Germany	Mercedes AMG Petronas F1 Team
44	Lewis Hamilton	Great Britain	Mercedes AMG Petronas F1 Team
7	Kimi Räikkönen	Finland	Scuderia Ferrari
14	Fernando Alonso	Spain	Scuderia Ferrari
8	Romain Grosjean	France	Lotus F1 Team
13	Pastor Maldonado	Venezuela	Lotus F1 Team
20	Kevin Magnussen	Denmark	McLaren Mercedes
22	Jenson Button	Great Britain	McLaren Mercedes
11	Sergio Perez	Mexico	Sahara Force India F1 Team
27	Nico Hülkenberg	Germany	Sahara Force India F1 Team
21	Esteban Gutiérrez	Mexico	Sauber F1 Team
99	Adrian Sutil	Germany	Sauber F1 Team
25	Jean-Eric Vergne	France	Scuderia Toro Rosso
26	Daniil Kvyat	Russia	Scuderia Toro Rosso
19	Felipe Massa	Brazil	Williams Martini Racing
77	Valtteri Bottas	Finland	Williams Martini Racing
4	Max Chilton	Great Britain	Marussia F1 Team
17	Jules Bianchi	France	Marussia F1 Team
9	Marcus Ericsson	Sweden	Caterham F1 Team
10	Kamui Kobayashi	Japan	Caterham F1 Team

CIRCUIT CHARACTERISTICS

2014 FORMULA 1 ROLEX AUSTRALIAN GRAND PRIX

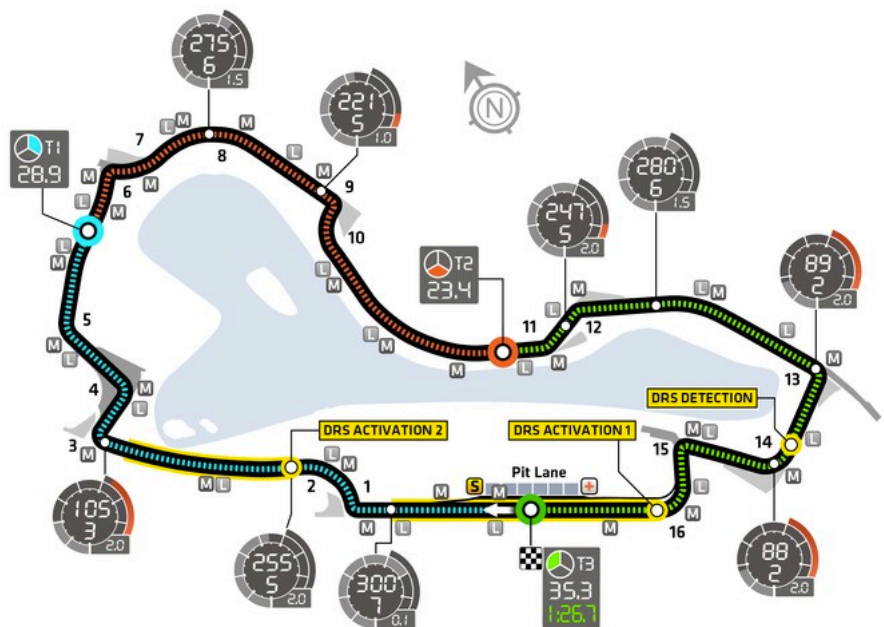
MELBOURNE

Date	16 March	Race distance	307.574 km
Circuit length	5.303 km	Number of laps	58

Australian GP

ROUND 01	
RACE DATE:	16 MAR 2014
CIRCUIT NAME:	ALBERT PARK CIRCUIT
NUMBER OF LAPS:	58
START TIME	17:00 Local - 06:00 GMT
CIRCUIT LENGTH:	5.303KM
RACE DISTANCE:	307.574KM
LAP RECORD:	1:24.125 - M Schumacher [2004]

Speed Kmh 150	Braking Lateral G-force -1.0	Timing Sector Sector Time 35.3 Lap Time 1:26.7
Gear 3		
● Sector 1	● Sector 2	● Sector 3
— Circuit	— Start	— Finish
S Safety Car	Medical Car	M Marshals
L Light Panels	Run-off Areas	Gravel Traps



Melbourne's Albert Park remains one of the most popular circuits with fans on the F1 calendar, offering a combination of long straights, sweeping curves and tight chicanes make it a welcome challenge for the drivers. The Australian Grand Prix is this season's first round of the Formula 1 Championship, having held this distinction each year since the event moved to Melbourne in 1996, excluding 2006 and 2010.

2014 FORMULA 1 ROLEX AUSTRALIAN GRAND PRIX

RESULTS

Pos	Driver	Team	Time / Retired	Grid
1	Nico Rosberg	Mercedes AMG Petronas F1 Team	1:32:58.710	3
2	Kevin Magnussen	Vodafone McLaren Mercedes	+26.7 secs	4
3	Jenson Button	Vodafone McLaren Mercedes	+30.0 secs	10
4	Fernando Alonso	Scuderia Ferrari	+35.2 secs	5
5	Valtteri Bottas	Williams Martini Racing	+47.6 secs	15
6	Nico Hulkenberg	Sahara Force India F1 Team	+50.7 secs	7
7	Kimi Räikkönen	Scuderia Ferrari	+57.6 secs	11
8	Jean-Eric Vergne	Scuderia Toro Rosso	+60.4 secs	6
9	Daniil Kvyat	Scuderia Toro Rosso	+63.5 secs	8
10	Sergio Perez	Sahara Force India F1 Team	+85.9 secs	16
11	Adrian Sutil	Sauber F1 Team	+1 Lap	13
12	Esteban Gutiérrez	Sauber F1 Team	+1 Lap	20
13	Max Chilton	Marussia F1 Team	+2 Laps	17
14	Jules Bianchi	Marussia F1 Team	+8 Laps	18
Ret	Romain Grosjean	Lotus F1 Team	ERS	22
Ret	Pastor Maldonado	Lotus F1 Team	ERS	21
Ret	Marcus Ericsson	Caterham F1 Team	Oil Pressure	19
Ret	Sebastian Vettel	Infinity Red Bull Racing	Power Unit	12
Ret	Lewis Hamilton	Mercedes AMG Petronas F1 Team	Engine	1
Ret	Felipe Massa	Williams Martini Racing	Accident	9
Ret	Kamui Kobayashi	Caterham F1 Team	Accident	14
Disq.	Daniel Ricciardo	Infinity Red Bull Racing	+24.5 secs	2
Pole position		Lewis Hamilton		1:44.231
Fastest lap		Nico Rosberg		1:32.478

2014 FORMULA 1 PETRONAS MALAYSIAN GRAND PRIX

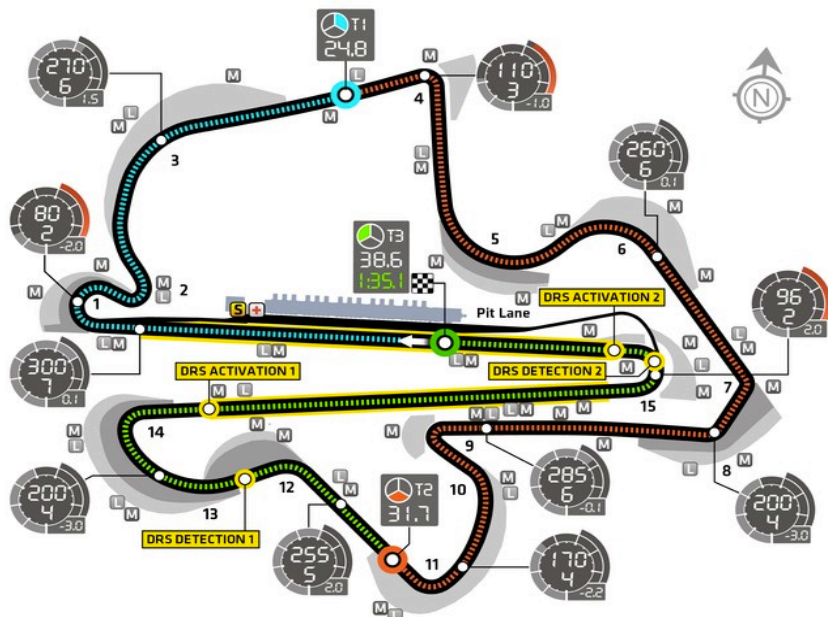
SEPANG

Date	30 March	Race distance	310.408 km
Circuit length	5.543 km	Number of laps	56

Malaysian GP

ROUND 02	
RACE DATE:	30 MAR 2014
CIRCUIT NAME:	SEPANG INTERNATIONAL CIRCUIT
NUMBER OF LAPS:	56
START TIME	16:00 Local - 08:00 GMT
CIRCUIT LENGTH:	5.543KM
RACE DISTANCE:	310.408KM
LAP RECORD:	1:34.223 - J P Montoya [2004]

Speed Kmh 150 Gear 3	Braking Lateral G-force -1.0	Timing Sector 38.6 Sector Time 1:35.1 Lap Time
Sector 1	Sector 2	Sector 3
Circuit	Start	Finish
Safety Car	Medical Car	Marshals
Light Panels	Run-off Areas	Gravel Traps



Sepang remains one of the most technically challenging circuits in Formula 1, while testing the stamina of the drivers owing to its high humidity and potential for rainstorms that could alter team strategy. Consideration has been given to introducing a floodlight system, which would allow the race to be run at night. However, to date, the race has a later afternoon start date.

2014 FORMULA 1 PETRONAS MALAYSIAN GRAND PRIX

RESULTS

Pos	Driver	Team	Time / Retired	Grid
1	Lewis Hamilton	Mercedes AMG Petronas F1 Team	1:40:25.974	1
2	Nico Rosberg	Mercedes AMG Petronas F1 Team	+17.3 secs	3
3	Sebastian Vettel	Infinity Red Bull Racing	+ 24.5 secs	2
4	Fernando Alonso	Scuderia Ferrari	+35.9 secs	4
5	Nico Hulkenberg	Sahara Force India F1 Team	+47.1 secs	7
6	Jenson Button	Vodafone McLaren Mercedes	+83.6 secs	10
7	Felipe Massa	Williams Martini Racing	+85.0 secs	13
8	Valtteri Bottas	Williams Martini Racing	+85.5 secs	15
9	Kevin Magnussen	Vodafone McLaren Mercedes	+1 Lap	8
10	Daniil Kvyat	Scuderia Toro Rosso	+1 Lap	11
11	Romain Grosjean	Lotus F1 Team	+1 Lap	16
12	Kimi Raikkonen	Scuderia Ferrari	+1 Lap	6
13	Kamui Kobayashi	Caterham F1 Team	+1 Lap	20
14	Marcus Ericsson	Caterham F1 Team	+2 Laps	22
15	Max Chilton	Marussia	+2 Laps	21
Ret	Daniel Ricciardo	Infinity Red Bull Racing	+7 Laps	5
Ret	Esteban Gutierrez	Sauber F1 Team	+21 Laps	12
Ret	Adrian Sutil	Sauber F1 Team	+24 Laps	18
Ret	Jean-Eric Vergne	Scuderia Toro Rosso	+38 Laps	9
Ret	Jules Bianchi	Marussia	+48 Laps	19
Ret	Pastor Maldonado	Lotus F1 Team	+49 Laps	17
Ret	Sergio Perez	Sahara Force India F1 Team	+56 Laps	14
Pole position		Lewis Hamilton	1:59.431	
Fastest lap		Lewis Hamilton	1:43.066	

2014 FORMULA 1 GULF AIR BAHRAIN GRAND PRIX

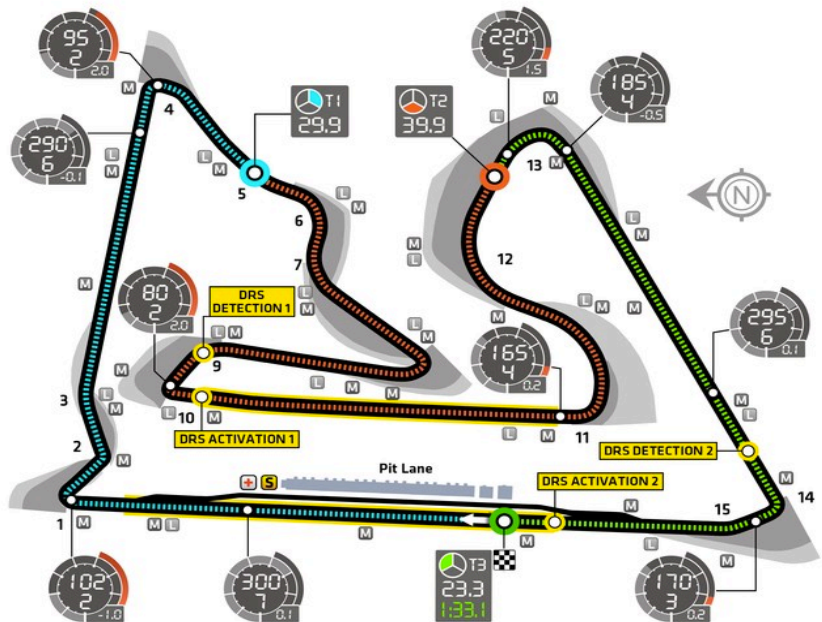
SAKHIR

Date	6 April	Race distance	308.238 km
Circuit length	5.412 km	Number of laps	57

Bahrain GP

ROUND 03	
RACE DATE:	06 APR 2014
CIRCUIT NAME:	BAHRAIN INTERNATIONAL CIRCUIT
NUMBER OF LAPS:	57
START TIME	18:00 Local - 15:00 GMT
CIRCUIT LENGTH:	5.412KM
RACE DISTANCE:	308.238KM
LAP RECORD:	1:30.252 - M Schumacher [2004]

Speed Km/h 150	Braking -1.0	Timing Sector 23.3
Gear 3	Lateral G-force -1.0	Sector Time 1:33.1
<ul style="list-style-type: none"> Sector 1 Sector 2 Sector 3 	<ul style="list-style-type: none"> Circuit Start Finish 	<ul style="list-style-type: none"> Safety Car Medical Car Marshals
<ul style="list-style-type: none"> Light Panels Run-off Areas Gravel Traps 		



The Bahrain International Circuit has quickly become a popular host for world-class motor sport. Professional facilities and experienced staff has paved the way for numerous international race series to utilise the circuit, including: Formula 3, GP2, GP2 Asia, the FIA GT Championship, V8 Supercar Series, and the BMW World Final.

2014 FORMULA 1 GULF AIR BAHRAIN GRAND PRIX

RESULTS

Pos	Driver	Team	Time / Retired	Grid
1	Lewis Hamilton	Mercedes AMG Petronas F1 Team	1:39:42.743	2
2	Nico Rosberg	Mercedes AMG Petronas F1 Team	+1.0 secs	1
3	Sergio Perez	Sahara Force India F1 Team	+24.0 secs	4
4	Daniel Ricciardo	Infinity Red Bull Racing	+24.4 secs	13
5	Nico Hulkenberg	Sahara Force India F1 Team	+28.6 secs	11
6	Sebastian Vettel	Infinity Red Bull Racing	+29.8 secs	10
7	Felipe Massa	Williams Martini Racing	+31.2 secs	7
8	Valtteri Bottas	Williams Martini Racing	+31.8 secs	3
9	Fernando Alonso	Scuderia Ferrari	+32.5 secs	9
10	Kimi Räikkönen	Scuderia Ferrari	+33.4 secs	5
11	Daniil Kvyat	Scuderia Toro Rosso	+41.3 secs	12
12	Romain Grosjean	Lotus F1 Team	+43.1 secs	16
13	Max Chilton	Marussia	+59.9 secs	21
14	Pastor Maldonado	Lotus F1 Team	+62.8 secs	17
15	Kamui Kobayashi	Caterham F1 Team	+87.9 secs	18
16	Jules Bianchi	Marussia	+1 Lap	19
17	Jenson Button	Vodafone McLaren Mercedes	Clutch	6
Ret	Kevin Magnussen	Vodafone McLaren Mercedes	Clutch	8
Ret	Esteban Gutierrez	Sauber F1 Team	Accident	15
Ret	Marcus Ericsson	Caterham F1 Team	Oil leak	20
Ret	Jean-Eric Vergne	Scuderia Toro Rosso	Accident damage	14
Ret	Adrian Sutil	Sauber F1 Team	Accident	22

Pole position	Nico Rosberg	1:33.185
Fastest lap	Nico Rosberg	1:37.020

2014 FORMULA 1 UBS CHINESE GRAND PRIX

SHANGHAI

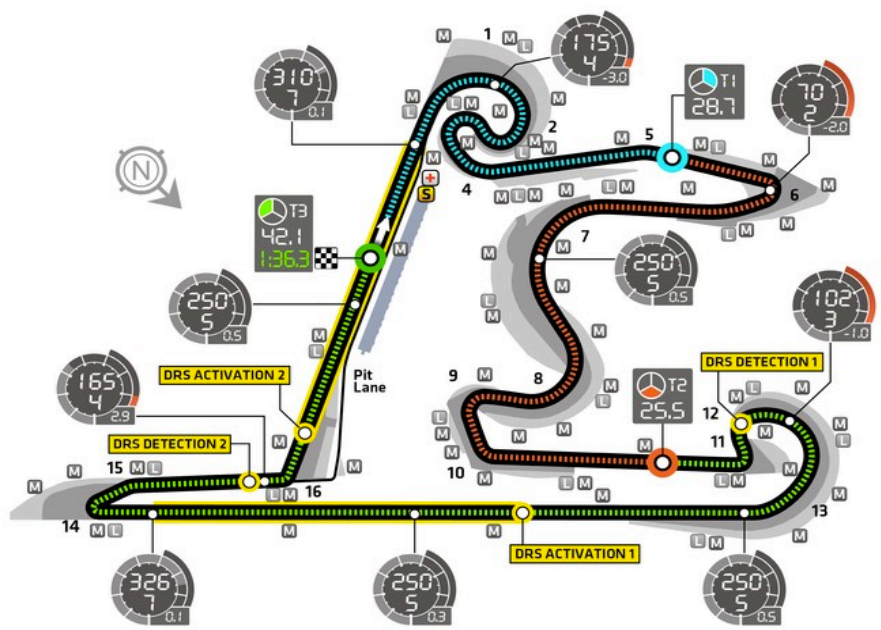
Date	20 April	Race distance	305.066 km
Circuit length	5.451 km	Number of laps	56

Chinese GP

ROUND 04	
RACE DATE:	20 APR 2014
CIRCUIT NAME:	SHANGHAI INTERNATIONAL CIRCUIT
NUMBER OF LAPS:	56
START TIME	15:00 Local - 07:00 GMT
CIRCUIT LENGTH:	5.451KM
RACE DISTANCE:	305.066KM
LAP RECORD:	1:32.238 - M Schumacher [2004]

Speed Kmh 150 Gear 3	Braking 1.0	Lateral G-force 1.0	Timing Sector T3 42.1
			Sector Time 1:36.3
			Lap Time

● Sector 1	● Sector 2	● Sector 3
— Circuit	— Start	— Finish
S Safety Car	Medical Car	M Marshals
L Light Panels	Run-off Areas	Gravel Traps



The Shanghai International Circuit will be hosting its tenth Chinese Grand Prix on the weekend of 12-14 April. The circuit boasts various winding turns and high-speed straights, demanding a great deal of acceleration and deceleration, while providing numerous overtaking opportunities. The circuit is contracted to Host F1 racing through 2017.

Hockenheim-Ring GmbH
 Postfach 1106,
 68754 Hockenheim, Germany

T +49 (0) 6205 950 0
 F +49 (0) 6205 950 299

info@hockenheimring.de
 www.hockenheimring.de

2014 FORMULA 1 UBS CHINESE GRAND PRIX

RESULTS

Pos	Driver	Team	Time / retired	Grid
1	Lewis Hamilton	Mercedes AMG Petronas F1 Team	1:33:28.338	1
2	Nico Rosberg	Mercedes AMG Petronas F1Team	+18.0 secs	4
3	Fernando Alonso	Scuderia Ferrari	+23.6 secs	5
4	Daniel Ricciardo	Infinty Red Bull Racing	+27.1 secs	2
5	Sebastian Vettel	Infinity Red Bull Racing	+47.8 secs	3
6	Nico Hulkenberg	Sahara Force India F1 Team	+54.3 secs	8
7	Valtteri Bottas	Williams Martini Racing	+55.7 secs	7
8	Kimi Räikkönen	Scuderia Ferrari	+76.3 secs	11
9	Sergio Perez	Sahara Force India F1 Team	+82.6 secs	16
10	Daniil Kvyat	Scuderia Toro Rosso	+1 Lap	13
11	Jenson Button	Vodafone McLaren Mercedes	+1 Lap	12
12	Jean-Eric Vergne	Scuderia Toro Rosso	+1 Lap	9
13	Kevin Magnussen	Vodafone McLaren Mercedes	+1 Lap	15
14	Pastor Maldonado	Lotus F1 Team	+1 Lap	22
15	Felipe Massa	Williams Martini Racing	+1 Lap	6
16	Esteban Gutierrez	Sauber F1 Team	+1 Lap	17
17	Jules Bianchi	Marussia	+1 Lap	19
18	Kamui Kobayashi	Caterham F1 Team	+1 Lap	18
19	Max Chilton	Marussia	+2 Laps	21
20	Marcus Ericsson	Caterham F1 Team	+2 Laps	20
Ret	Romain Grosjean	Lotus F1 Team	Gearbox	10
Ret	Adrian Sutil	Sauber F1 Team	Engine	14
Pole position		Lewis Hamilton	1:53.860	
Fastest lap		Nico Rosberg	1:40.402	

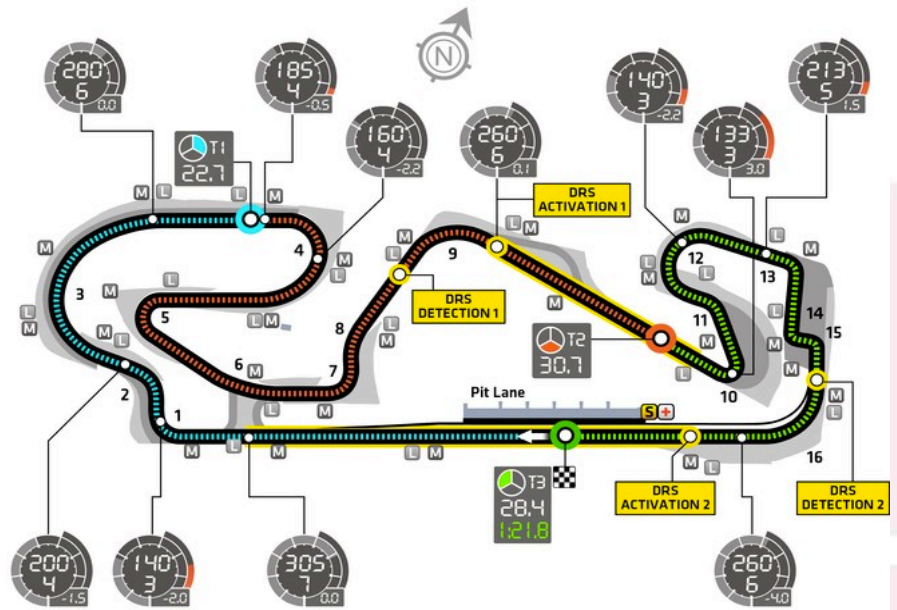
2014 FORMULA 1 GRAND PREMIO DE ESPAÑA PIRELLI CATALUNYA

Date	11 May	Race distance	307.104 km
Circuit length	4.655 km	Number of laps	66

Spanish GP

ROUND 05	
RACE DATE:	11 MAY 2014
CIRCUIT NAME:	CIRCUIT DE CATALUNYA
NUMBER OF LAPS:	66
START TIME	14:00 Local - 12:00 GMT
CIRCUIT LENGTH:	4.655KM
RACE DISTANCE:	307.104KM
LAP RECORD:	1:21.670 - K Raikkonen [2008]

Speed Kmh 150	Braking Lateral G-force 1.0	Timing Sector Sector Time 28.4	Lap Time 1:21.8
Gear 3			
● Sector 1	● Sector 2	● Sector 3	
■ Circuit	■ Start	■ Finish	
■ Safety Car	■ Medical Car	■ Marshals	
■ Light Panels	■ Run-off Areas	■ Gravel Traps	



The Circuit de Catalunya was built in 1989 through the efforts of a Consortium composed of the Catalan Government, the Reial Automòbil Club de Catalunya (RACC) and the Montmeló Town Council. In September 1991, the 35th Spanish F1 Grand Prix was held following a seventeen-year of absence in Catalonia. Today, the circuit is a familiar site for teams and drivers as the track is used for extensive offseason testing.

2014 FORMULA 1 GRAND PREMIO DE ESPAÑA PIRELLI

RESULTS

Pos	Driver	Team	Time / Retired	Grid
1	Lewis Hamilton	Mercedes AMG Petronas F1 Team	1:41:05.155	1
2	Nico Rosberg	Mercedes AMG Petronas F1Team	+0.6 secs	2
3	Daniel Ricciardo	Infinty Red Bull Racing	+49.0 secs	3
4	Sebastian Vettel	Infinity Red Bull Racing	+76.7 secs	15
5	Valtteri Bottas	Williams Martini Racing	+79.2 secs	4
6	Fernando Alonso	Scuderia Ferrari	+87.7 secs	7
7	Kimi Räikkönen	Scuderia Ferrari	+1 Lap	6
8	Romain Grosjean	Lotus F1 Team	+1 Lap	5
9	Sergio Perez	Sahara Force India F1 Team	+1 Lap	11
10	Nico Hulkenberg	Sahara Force India F1 Team	+1 Lap	10
11	Jenson Button	Vodafone McLaren Mercedes	+1 Lap	8
12	Kevin Magnussen	Vodafone McLaren Mercedes	+1 Lap	14
13	Felipe Massa	Williams Martini Racing	+1 Lap	9
14	Daniil Kvyat	Scuderia Toro Rosso	+1 Lap	12
15	Pastor Maldonado	Lotus F1 Team	+1 Lap	22
16	Esteban Gutierrez	Sauber F1 Team	+1 Lap	13
17	Adrian Sutil	Sauber F1 Team	+1 Lap	16
18	Jules Bianchi	Marussia	+2 Laps	18
19	Max Chilton	Marussia	+2 Laps	17
20	Marcus Ericsson	Caterham F 1Team	+2 Laps	19
Ret	Kamui Kobayashi	Caterham F1 Team	Brakes	20
Ret	Jean-Eric Vergne	Scuderia Toro Rosso	Exhaust	21

Pole position	Lewis Hamilton	1:25.232
Fastest lap	Sebastian Vettel	1:28.918

2014 FORMULA 1 GRAND PRIX DE MONACO

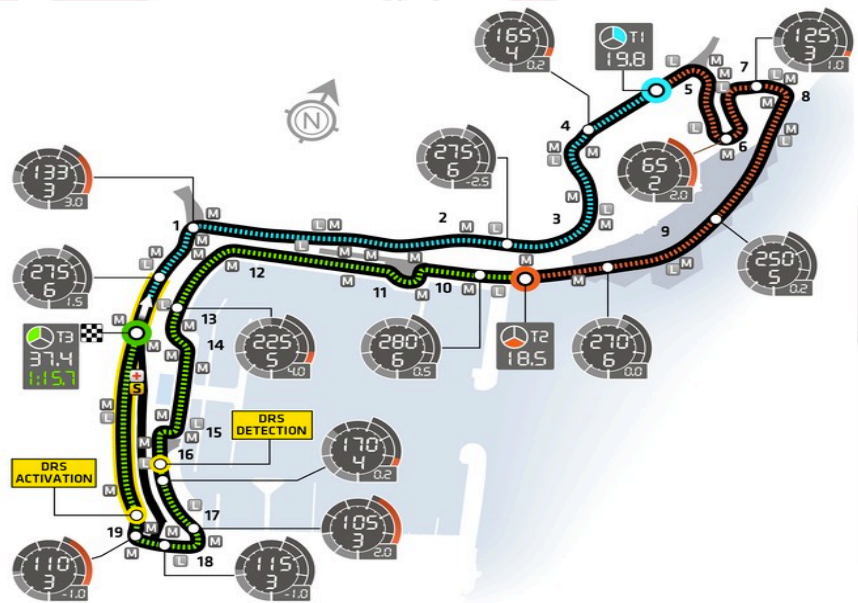
MONTE CARLO

Date	25 May	Race distance	206.520 km
Circuit length	3.340 km	Number of laps	78

Monaco GP

ROUND 06
RACE DATE: 25 MAY 2014
CIRCUIT NAME: CIRCUIT DE MONACO
NUMBER OF LAPS: 78
START TIME: 14:00 Local - 12:00 GMT
CIRCUIT LENGTH: 3.340KM
RACE DISTANCE: 260.520KM
LAP RECORD: 1:14.439 - M Schumacher [2004]

Speed Kmh 150 3 -1.0	Braking Lateral G-force -1.0	Timing Sector Sector Time 37.4 Lap Time 1:15.7
Gear		
■ Sector 1	■ Sector 2	■ Sector 3
■ Circuit	■ Start	■ Finish
■ Safety Car	■ Medical Car	■ Marshals
■ Light Panels	■ Run-off Areas	■ Gravel Traps



Monaco remains one of the most prestigious auto races in the world, long recognised for its entertainment and celebrity presence. Motorsports most famous street circuit takes six weeks to build up and organise, offering drivers with the challenge of negotiating numerous elevation shifts and very tight corners, including one of the slowest corners in F1 racing as well as one of the fastest. Due to its unique configuration, change in speeds and lack of straights, keeping the engine cool is a point of focus for the teams, as Formula One cars depend on air moving over the car to remove heat, and don't use formal cooling technology.

Hockenheim-Ring GmbH
 Postfach 1106,
 68754 Hockenheim, Germany

T +49 (0) 6205 950 0
 F +49 (0) 6205 950 299

info@hockenheimring.de
 www.hockenheimring.de

2014 FORMULA 1 GRAND PRIX DE MONACO

RESULTS

Pos	Driver	Team	Time / Retired	Grid
1	Nico Rosberg	Mercedes AMG Petronas F1 Team	1:49:27.661	1
2	Lewis Hamilton	Mercedes AMG Petronas F1 Team	+9.2 secs	2
3	Daniel Ricciardo	Infintiy Red Bull Racing	+9.6 secs	3
4	Fernando Alonso	Scuderia Ferrari	+32.4 secs	5
5	Nico Hulkenberg	Sahara Force India	+1 Lap	11
6	Jenson Button	Vodafone McLaren Mercedes	+1 Lap	12
7	Felipe Massa	Williams Martini Racing	+1 Lap	16
8	Romain Grosjean	Lotus F1 Team	+1 Lap	14
9	Jules Bianchi	Marussia	+1 Lap	21
10	Kevin Magnussen	Vodafone McLaren Mercedes	+1 Lap	8
11	Marcus Ericsson	Caterham F1 Team	+1 Lap	22
12	Kimi Räikkönen	Scuderia Ferrari	+1 Lap	6
13	Kamui Kobayashi	Caterham F1 Team	+3 Laps	20
14	Max Chilton	Marussia	+3 Laps	19
Ret	Esteban Gutierrez	Sauber F1 Team	Accident	17
Ret	Valtteri Bottas	Williams Martini Racing	Power Unit	13
Ret	Jean-Eric Vergne	Scuderia Toro Rosso	Exhaust	7
Ret	Adrian Sutil	Sauber F1 Team	Accident	18
Ret	Daniil Kvyat	Scuderia Toro Rosso	Exhaust	9
Ret	Sebastian Vettel	Infinity Red Bull Racing	Turbo	4
Ret	Sergio Perez	Sahara Force India F1 Team	Accident	10
DNS	Pastor Maldonado	Lotus F1 Team	Fuel pump	

Pole position	Nico Rosberg	1:15.989
Fastest lap	Kimi Räikkönen	1:18.479

2014 FORMULA 1 GRAND PRIX DU CANADA

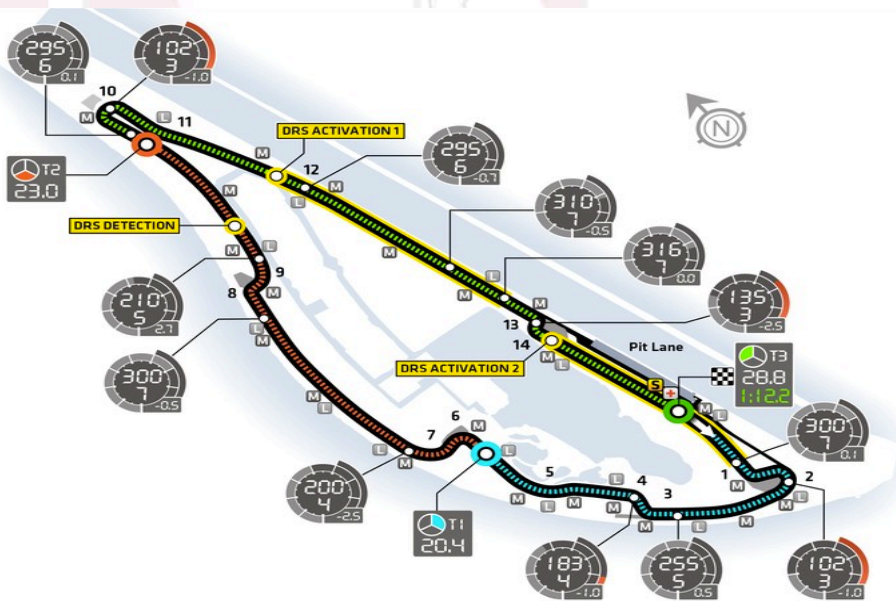
MONTREAL

Date	08 June	Race distance	305.270 km
Circuit length	4.361 km	Number of laps	70

Canadian GP

ROUND 07	
RACE DATE:	08 JUN 2014
CIRCUIT NAME:	CIRCUIT GILLES VILLENEUVE
NUMBER OF LAPS:	70
START TIME	14:00 Local - 18:00 GMT
CIRCUIT LENGTH:	4.361KM
RACE DISTANCE:	305.270KM
LAP RECORD:	1:13.622 - R Barrichello [2004]

Speed Kmh 150 3 -1.0	Braking Lateral G-force -1.0	Timing Sector Time 28.8 Lap Time 1:12.2
Gear		
Sector 1	Sector 2	Sector 3
Circuit	Start	Finish
Safety Car	Medical Car	Marshals
Light Panels	Run-off Areas	Gravel Traps



The circuit, on Ile Notre Dame, a man-made island on the St. Lawrence River, was renamed for Canadian Formula One driver Gilles Villeneuve, following his death in 1982. 2006 saw the last occasion when US-based Champ Car and F1 ran on the same track. Formula One's performance proved significantly better with a 5-to-7 second advantage both in terms of qualifying and recording of fastest lap times during the respective races. Under contract through 2014, the Montreal Grand Prix continues to be tremendously popular with both teams and drivers, owing to its festive atmosphere.

2014 FORMULA 1 GRAND PRIX DU CANADA

RESULTS


Pos	Driver	Team	Total race time	Grid
1	Daniel Ricciardo	Infinity Red Bull Racing	1:39:12.830	6
2	Nico Rosberg	Mercedes AMG Petronas F1 Team	+4.2 secs	1
3	Sebastian Vettel	Infinity Red Bull Racing	+5.2 secs	3
4	Jenson Button	McLaren Mercedes	+11.7 secs	9
5	Nico Hulkenberg	Sahara Force India F1 Team	+12.8 secs	11
6	Fernando Alonso	Scuderia Ferrari	+14.8 secs	7
7	Valtteri Bottas	Williams Martini Racing	+23.5 secs	4
8	Jean-Eric Vergne	Scuderia Toro Rosso	+28.0 secs	8
9	Kevin Magnussen	McLaren Mercedes	+29.2 secs	12
10	Kimi Räikkönen	Scuderia Ferrari	+53.6 secs	10
11	Sergio Perez	Sahara Force India F1 Team	Accident	13
12	Felipe Massa	Williams Martini Racing	Accident	5
13	Adrian Sutil	Sauber F1 Team	+1 Lap	16
14	Esteban Gutierrez	Sauber F1 Team	Energy storage system	22
Ret	Romain Grosjean	Lotus F1 Team	Rear wing	14
Ret	Daniil Kvyat	Scuderia Toro Rosso	Drive train	15
Ret	Lewis Hamilton	Mercedes AMG Petronas F1 Team	Brakes	2
Ret	Kamui Kobayashi	Caterham F1 Team	Suspension	21
Ret	Pastor Maldonado	Lotus F1 Team	Power unit	17
Ret	Marcus Ericsson	Caterham F1 Team	Turbo	20
Ret	Max Chilton	Marussia F1 Team	Accident	18
Ret	Jules Bianchi	Marussia F1 Team	Accident	19
Pole position		Nico Rosberg	1:14.874	
Fastest lap		Felippe Massa	1:18.504	

2014 FORMULA 1 GROSSER PREIS VON ÖSTERREICH S P I E L B E R G

Date	22 June	Race distance	307.020km
Circuit length	4.326 km	Number of laps	71

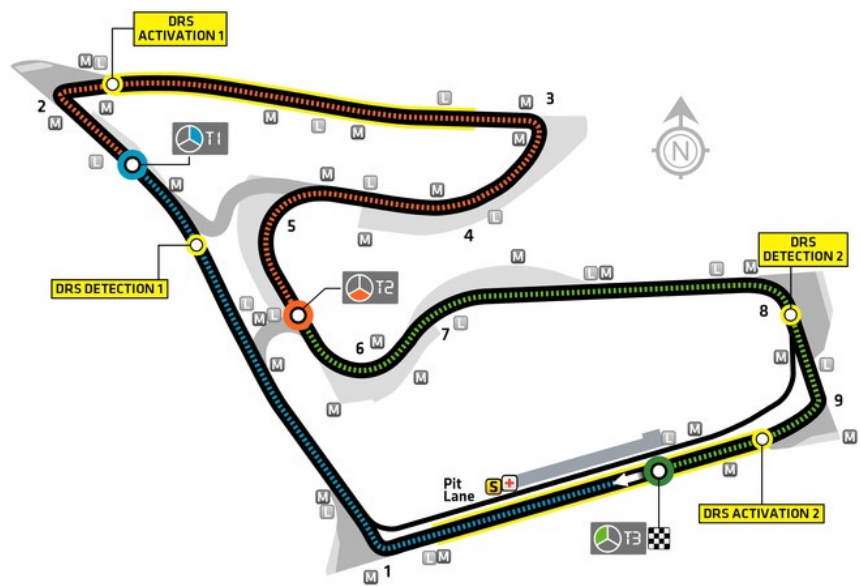
Austrian GP

ROUND 08
RACE DATE: 22 JUN 2014
CIRCUIT NAME: RED BULL RING
NUMBER OF LAPS: 71
START TIME: 14:00 Local - 12:00 GMT
CIRCUIT LENGTH: 4.326km
RACE DISTANCE: 307.020km
LAP RECORD: 1:08.337 - M Schumacher [2003]



Speed Kmh: 150
Braking: 3
Lateral G-force: -1.0
Gear: 3
Timing Sector: 20.7
Sector Time: 1:24.2
Lap Time: 1:08.337

● Sector 1 ● Sector 2 ● Sector 3
 — Circuit — Start — Finish
 S Safety Car + Medical Car M Marshals
 L Light Panels Run-off Areas Gravel Traps



Red Bull reached an agreement with Bernie Ecclestone to revive the Austrian Grand Prix after a ten-year absence from the calendar. The race will be held at the Red Bull Ring in the town of Spielberg, which previously hosted the Austrian Grand Prix in 2003, when the circuit was known as the A1-Ring.

2014 FORMULA 1 GROSSER PREIS VON ÖSTERREICH

RESULTS

Pos	Driver	Team	Total race time	Grid
1	Nico Rosberg	Mercedes AMG Petronas F1 Team	1:27:54.976	3
2	Lewis Hamilton	Mercedes AMG Petronas F1 Team	+1.9 secs	9
3	Valtteri Bottas	Williams Martini Racing	+8.1 secs	2
4	Felipe Massa	Williams Martini Racing	+17.3 secs	1
5	Fernando Alonso	Scuderia Ferrari	+18.5 secs	4
6	Sergio Perez	Sahara Force India F1 Team	+28.5 secs	15
7	Kevin Magnussen	McLaren Mercedes	+32.0 secs	6
8	Daniel Ricciardo	Infinity Red Bull Racing	+43.5 secs	5
9	Nico Hulkenberg	Sahara Force India F1 Team	+44.1 secs	10
10	Kimi Räikkönen	Scuderia Ferrari	+47.7 secs	8
11	Jenson Button	McLaren Mercedes	+50.9 secs	11
12	Pastor Maldonado	Lotus F1 Team	+1 Lap	13
13	Adrian Sutil	Sauber F1 Team	+1 Lap	16
14	Romain Grosjean	Lotus F1 Team	+1 Lap	22
15	Jules Bianchi	Marussia F1 Team	+2 Laps	18
16	Kamui Kobayashi	Caterham F1 Team	+2 Laps	19
17	Max Chilton	Marussia F1 Team	+2 Laps	21
18	Marcus Ericsson	Caterham F1 Team	+2 Laps	20
19	Esteban Gutierrez	Sauber F1 Team	+2 Laps	17
Ret	Jean-Eric Vergne	Scuderia Toro Rosso	Brakes	14
Ret	Sebastian Vettel	Infinity Red Bull Racing	Retired	12
Ret	Daniil Kvyat	Scuderia Toro Rosso	Suspension	7
Pole position		Felipe Massa		1:08.759
Fastest lap		Sergio Perez		1:12.142

2014 FORMULA 1 SANTANDER BRITISH GRAND PRIX

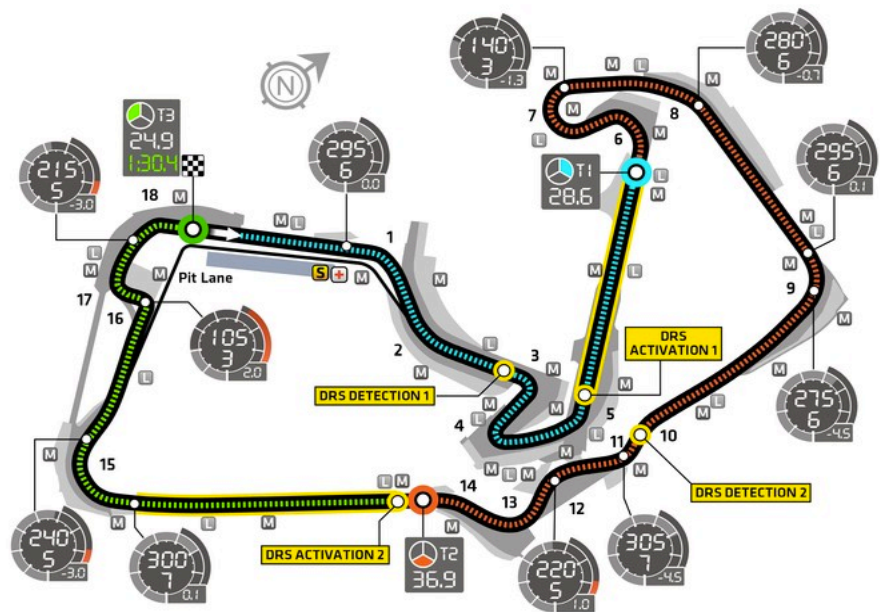
SILVERSTONE

Date	06 July	Race distance	306.198 km
Circuit length	5.891 km	Number of laps	52

British GP

ROUND 09	
RACE DATE:	06 JUL 2014
CIRCUIT NAME:	SILVERSTONE
NUMBER OF LAPS:	52
START TIME	13:00 Local - 12:00 GMT
CIRCUIT LENGTH:	5.891KM
RACE DISTANCE:	306.198KM
LAP RECORD:	1:33.401 M Webber [2013]

Speed Km/h 150 3 -1.0	Braking Lateral G-force 3 -1.0	Timing Sector Sector Time 24.9 1:30.4 Lap Time
● Sector 1	● Sector 2	● Sector 3
■ Circuit	■ Start	■ Finish
■ Safety Car	■ Medical Car	■ Marshals
■ Light Panels	■ Run-off Areas	■ Gravel Traps



Silverstone continues to be a top draw for fans of Formula 1, offering a rich tradition of racing, a fast and challenging track, as well as the constant prospect of weather playing a critical role in race day strategy. Contracted to host F1 through 2027, Silverstone offers motorsport fans a wealth of viewing options staging events through the year, including British F3, Le Mans Series, and MotoGP, among others. The circuit has undergone major modifications and rebuilds, primarily in 1991 and most recently in 2010.

Hockenheim-Ring GmbH
 Postfach 1106,
 68754 Hockenheim, Germany

T +49 (0) 6205 950 0
 F +49 (0) 6205 950 299

info@hockenheimring.de
 www.hockenheimring.de

2014 FORMULA 1 SANTANDER BRITISH GRAND PRIX

RESULTS

Pos	Driver	Team	Total race time	Grid
1	Lewis Hamilton	Mercedes AMG Petronas F1 Team	2:26:52.094	6
2	Valtteri Bottas	Williams Martini Racing	+30.1 secs	14
3	Daniel Ricciardo	Infinity Red Bull Racing	+46.4 secs	8
4	Jenson Button	McLaren Mercedes	+47.3 secs	3
5	Sebastian Vettel	Infinity Red Bull Racing	+53.8 secs	2
6	Fernando Alonso	Scuderia Ferrari	+59.9 secs	16
7	Kevin Magnussen	McLaren Mercedes	+62.5 secs	5
8	Nico Hulkenberg	Sahara Force India F1 Team	+88.6 secs	4
9	Daniil Kvyat	Scuderia Toro Rosso	+89.3 secs	9
10	Jean-Eric Vergne	Scuderia Toro Rosso	+1 Lap	10
11	Sergio Perez	Sahara Force India F1 Team	+1 Lap	7
12	Romain Grosjean	Lotus F1 Team	+1 Lap	11
13	Adrian Sutil	Sauber F1 Team	+1 Lap	13
14	Jules Bianchi	Marussia F1 Team	+1 Lap	12
15	Kamui Kobayashi	Caterham F1 Team	+2 Laps	22
16	Max Chilton	Marussia F1 Team	+2 Laps	17
17	Pastor Maldonado	Lotus F1 Team	Exhaust	20
Ret	Nico Rosberg	Mercedes AMG Petronas F1 Team	Gearbox	1
Ret	Marcus Ericsson	Caterham F1 Team	Suspension damage	21
Ret	Esteban Gutierrez	Sauber F1 Team	Accident	19
Ret	Felipe Massa	Williams Martini Racing	Accident	15
Ret	Kimi Räikkönen	Scuderia Ferrari	Accident	18
Pole position		Nico Rosberg		1:35.766
Fastest lap		Lewis Hamilton		1:37.176

2014 FORMULA 1 GROSSER PREIS SANTANDER VON DEUTSCHLAND

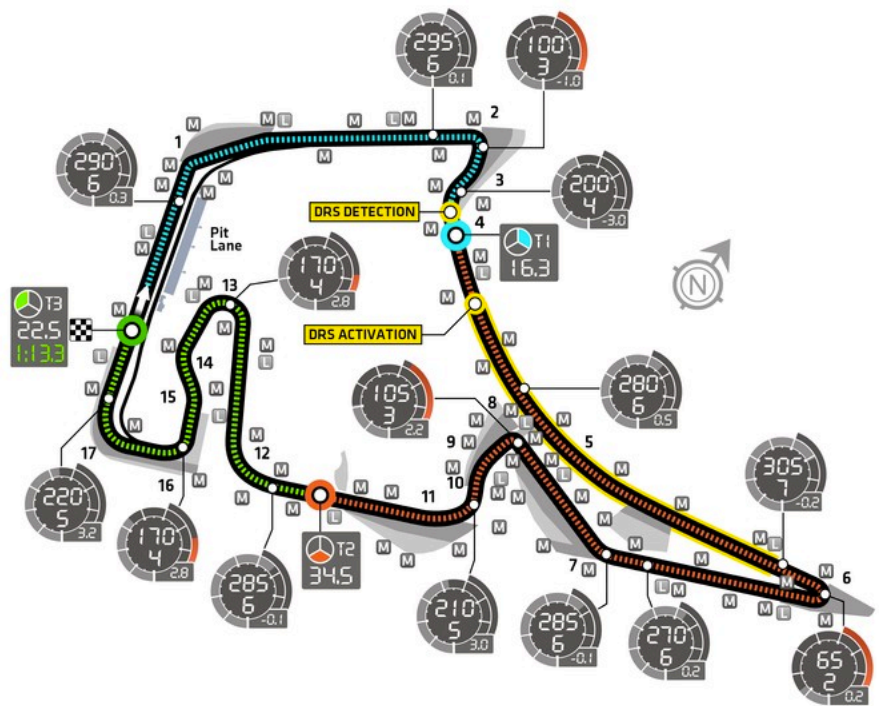
H O C K E N H E I M R I N G

Date	20 July	Race distance	306.458 km
Circuit length	4.574 km	Number of laps	67

German GP

ROUND 10	
RACE DATE:	20 JUL 2014
CIRCUIT NAME:	HOCKENHEIMRING
NUMBER OF LAPS:	67
START TIME	14:00 Local - 12:00 GMT
CIRCUIT LENGTH:	4.574KM
RACE DISTANCE:	306.458KM
LAP RECORD:	1:13.780 - K Raikkonen [2004]

Speed Kmh 105 3 -1.0	Braking Lateral G-force -1.0	Timing Sector Sector Time Lap Time 22.5 1:13.3
<ul style="list-style-type: none"> Sector 1 Sector 2 Sector 3 	<ul style="list-style-type: none"> Circuit Start Finish 	<ul style="list-style-type: none"> Safety Car Medical Vehicles Marshals Light Panels Run-off Areas Gravel Traps



The Hockenheim Circuit hosted the German Grand Prix since 1970 when the F1 drivers decided to boycott the usual host circuit the Nürburgring, unless major modifications were implemented. From 1977 to 2006, the Hockenheimring hosted the German Grand Prix with the lone exception being 1985. Since 2007, the Circuit alternates as a host of the German Grand Prix with the reconfigured Nürburgring.

Hockenheim-Ring GmbH
Postfach 1106,
68754 Hockenheim, Germany

T +49 (0) 6205 950 0
F +49 (0) 6205 950 299

info@hockenheimring.de
www.hockenheimring.de

2013 FORMULA 1 GROSSER PREIS SANTANDER VON DEUTSCHLAND

N Ü R B U R G R I N G - R E S U L T S

Pos	Driver	Team	Total race time	Grid
1	Sebastian Vettel	Infinity Red Bull Racing	1:41:14.711	2
2	Kimi Räikkönen	Lotus F1 Team	+1.0 secs	4
3	Romain Grosjean	Lotus F1 Team	+5.8 secs	5
4	Fernando Alonso	Scuderia Ferrari	+7.7 secs	8
5	Lewis Hamilton	Mercedes AMG Petronas F1 Team	+26.9 secs	1
6	Jenson Button	McLaren-Mercedes	+27.9 secs	9
7	Mark Webber	Infinity Red Bull Racing	+37.5 secs	3
8	Sergio Perez	McLaren-Mercedes	+38.3 secs	13
9	Nico Rosberg	Mercedes AMG Petronas F1 Team	+46.8 secs	11
10	Nico Hulkenberg	Sauber F1 Team	+49.8 secs	10
11	Paul di Resta	Sahara Force India F1 Team	+53.7 secs	12
12	Daniel Ricciardo	Scuderia Toro Rosso	+56.9 secs	6
13	Adrian Sutil	Sahara Force India F1 Team	+57.7 secs	15
14	Esteban Gutierrez	Sauber F1 Team	+60.1 secs	14
15	Pastor Maldonado	Williams Martini Racing	+61.9 secs	18
16	Valtteri Bottas	Williams Martini Racing	+1 Lap	17
17	Charles Pic	Caterham F1 Team	+1 Lap	22
18	Giedo van der Garde	Caterham F1 Team	+1 Lap	20
19	Max Chilton	Marussia F1 Team	+1 Lap	21
20	Jean-Eric Vergne	Scuderia Toro Rosso	Hydraulics	16
21	Jules Bianchi	Marussia F1 Team	Engine	19
22	Felipe Massa	Scuderia Ferrari	Spin	7
Pole position		Lewis Hamilton	1:29.398	
Fastest lap		Fernando Alonso	1:33.468	

2014 FORMULA 1 PIRELLI MAGYAR NAGYDÍJ

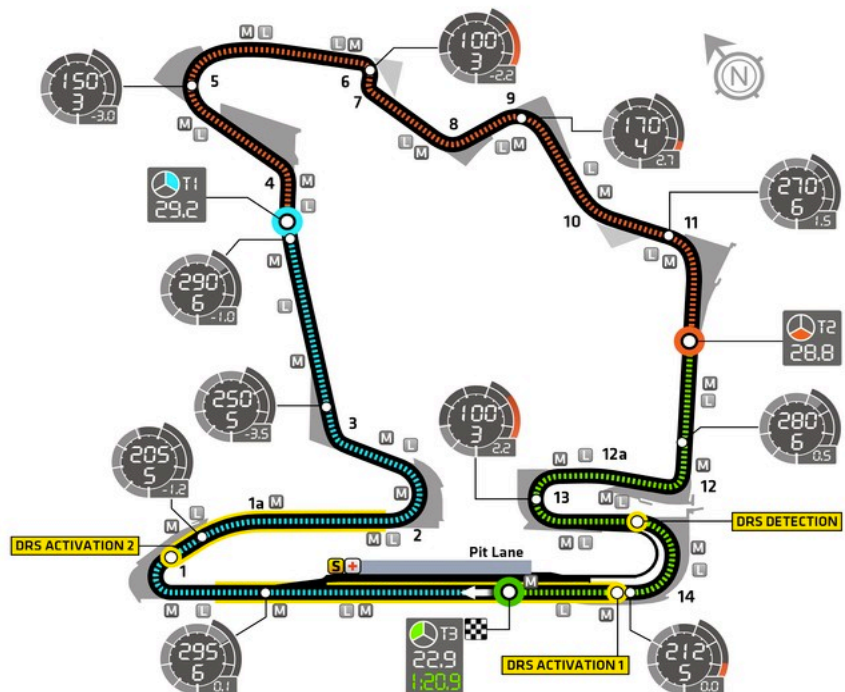
B U D A P E S T

Date	27 July	Race distance	306.630 km
Circuit length	4.381 km	Number of laps	70

Hungarian GP

ROUND 11	
RACE DATE:	27 JUL 2014
CIRCUIT NAME:	HUNGARORING
NUMBER OF LAPS:	70
START TIME:	14:00 Local - 12:00 GMT
CIRCUIT LENGTH:	4.381KM
RACE DISTANCE:	306.630KM
LAP RECORD:	1:19.071 - M Schumacher [2004]

Speed Kmh 150 3 -1.0	Braking Lateral G-force -1.0	Timing Sector Sector Time Lap Time 1:20.9
● Sector 1	● Sector 2	● Sector 3
■ Circuit	■ Start	■ Finish
■ Safety Car	■ Medical Car	■ Marshals
■ Light Panels	■ Run-off Areas	■ Gravel Traps



Home of the first Grand Prix to have been held behind the "Iron Curtain", The Hungaroring was built in record time and remains today a major attraction in Hungary. Held in the summer, the circuit is built in a valley allowing excellent vantage points for spectators. Popular with foreign fans from Germany, Austria and Poland, the Grand Prix is under contract through 2016.

Hockenheim-Ring GmbH
 Postfach 1106,
 68754 Hockenheim, Germany

T +49 (0) 6205 950 0
 F +49 (0) 6205 950 299

info@hockenheimring.de
 www.hockenheimring.de

2014 FORMULA 1 SHELL BELGIAN GRAND PRIX

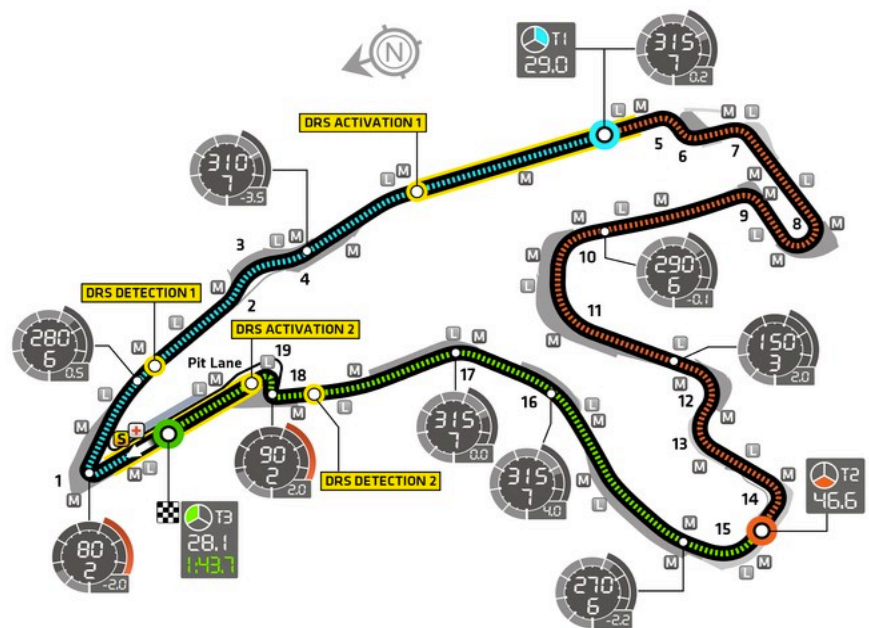
SPA - FRANCORCHAMPS

Date	24 August	Race distance	308.052 km
Circuit length	7.004 km	Number of laps	44

Belgian GP

ROUND 12	
RACE DATE:	24 AUG 2014
CIRCUIT NAME:	CIRCUIT DE SPA-FRANCORCHAMPS
NUMBER OF LAPS:	44
START TIME	14:00 Local - 12:00 GMT
CIRCUIT LENGTH:	7.004KM
RACE DISTANCE:	308.052KM
LAP RECORD:	1:47.263 - S Vettel [2009]

Speed Km/h 150 3	Braking -1.0	Lateral G-force 1.0	Timing Sector T3 28.1	Sector Time 1:43.7	Lap Time
Gear 3					
● Sector 1	● Sector 2	● Sector 3			
— Circuit	— Start	— Finish			
S Safety Car	Medical Car	M Marshals			
L Light Panels	Run-off Areas	Gravel Traps			



The Circuit de Spa-Francorchamps is legendary among race enthusiasts for its long-standing history and unique setting. It is considered one of the most challenging tracks in the world, mainly due to its fast, hilly and twisty layout within the Ardennes Forest. The circuit tests driver skills especially when trying to negotiate the Eau Rouge and Blanchimont corners. Designed originally in 1920, Spa-Francorchamps also plays host to a range of other race series including the Spa 24 Hours endurance race.

2014 FORMULA 1 GRAND PREMIO D'ITALIA

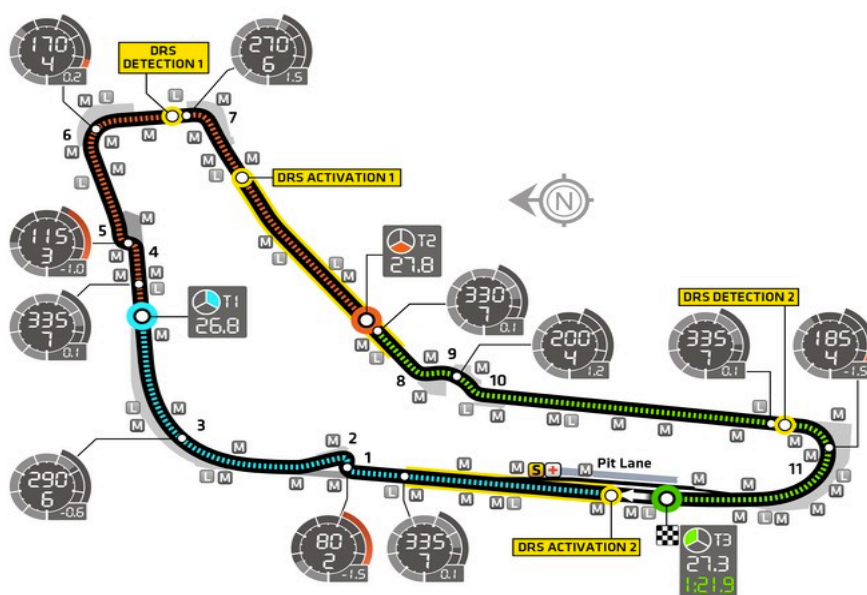
MONZA

Date	07 September	Race distance	306.720 km
Circuit length	5.793 km	Number of laps	53

Italian GP

ROUND 13	
RACE DATE:	07 SEP 2014
CIRCUIT NAME:	AUTODROMO DI MONZA
NUMBER OF LAPS:	53
START TIME	14:00 Local - 12:00 GMT
CIRCUIT LENGTH:	5.793KM
RACE DISTANCE:	306.720KM
LAP RECORD:	1:21.046 - R Barrichello [2004]

Speed Kmh 150 3	Braking Lateral G-force -1.0	Timing Sector Sector Time Lap Time 1:21.9



Monza has hosted the Italian Grand Prix since the inception of F1. A singular atmosphere with a dedicated following among the Italian "Tifosi", Monza boasts some of the sport's most famous turns, including Curva di Lesmo, and the Curva Parabolica, providing high speed thrills for both drivers and spectators. In 2008, Sebastian Vettel made history at Monza becoming the youngest driver in history to win a Formula One Grand Prix at 21 years and 74 days of age, as well as the record for youngest pole sitter a day earlier under qualifying.

Hockenheim-Ring GmbH
 Postfach 1106,
 68754 Hockenheim, Germany

T +49 (0) 6205 950 0
 F +49 (0) 6205 950 299

info@hockenheimring.de
 www.hockenheimring.de

2014 FORMULA 1 SINGAPORE AIRLINES SINGAPORE GRAND PRIX

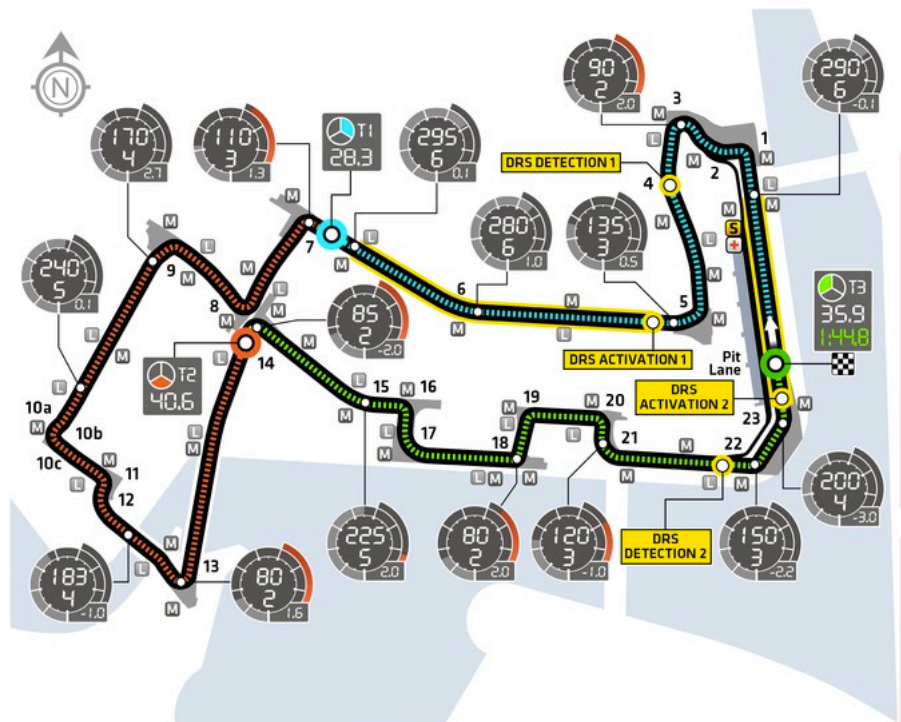
SINGAPORE

Date	21 September	Race distance	308.828 km
Circuit length	5.065 km	Number of laps	61

Singapore GP

ROUND 14	
RACE DATE:	21 SEP 2013
CIRCUIT NAME:	MARINA BAY STREET CIRCUIT
NUMBER OF LAPS:	61
START TIME	20:00 Local - 12:00 GMT
CIRCUIT LENGTH:	5.065KM
RACE DISTANCE:	308.828KM
LAP RECORD:	1:48.574 - S Vettel [2013]

Speed Kmh 150 3	Braking Lateral G-force -1.0	Timing Sector T3 35.9 1:44.8
Gear		Lap Time
● Sector 1	● Sector 2	● Sector 3
— Circuit	— Start	— Finish
Ⓢ Safety Car	Ⓜ Medical Car	Ⓜ Marshals
Ⓛ Light Panels	■ Run-off Areas	■ Gravel Traps



The Marina Bay Street Circuit plays host to the Singapore Grand Prix, Formula One's first ever night race. Given its city setting, the circuit is popular with fans and teams for its easy access, allowing many of the drivers and engineers to simply walk from their hotels to the circuit. Drivers must negotiate tight racing lines, adjust to driving at night under a vast and sophisticated lighting system, and ensure their fitness to deal with the high levels of humidity.

2014 FORMULA 1 JAPANESE GRAND PRIX

SUZUKA

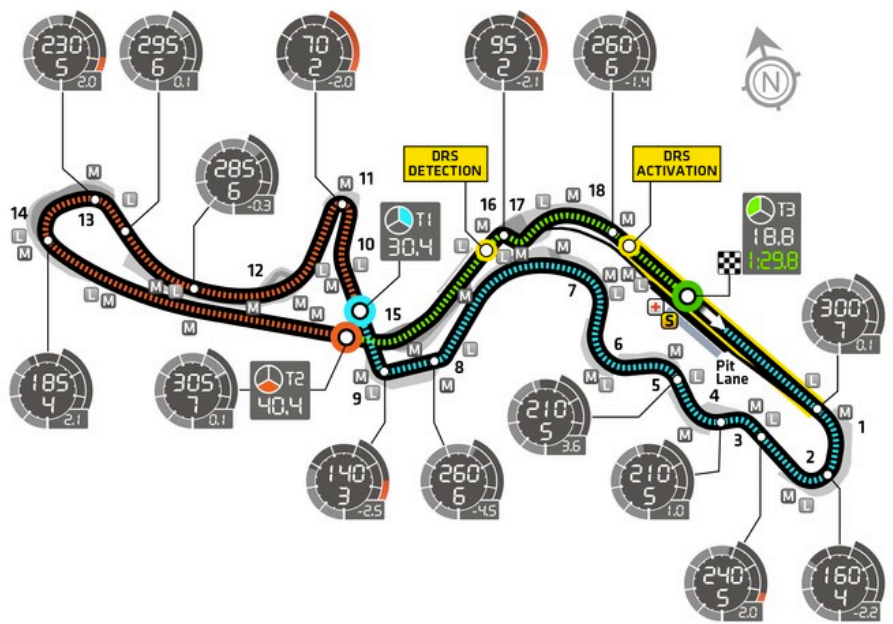
Date	05 October	Race distance	307.471 km
Circuit length	5.807 km	Number of laps	53

Japanese GP

ROUND 15	
RACE DATE:	05 OCT 2014
CIRCUIT NAME:	SUZUKA CIRCUIT
NUMBER OF LAPS:	53
START TIME	15:00 Local - 06:00 GMT
CIRCUIT LENGTH:	5.807KM
RACE DISTANCE:	307.471KM
LAP RECORD:	1:31.540 - K Raikkonen [2005]

Speed Kmh: 150
Braking: -1.0
Gear: 3
Lateral G-force: -1.0
Timing Sector: T3
Sector Time: 18.8
Lap Time: 1:29.8

- Sector 1 (Blue)
- Sector 2 (Red)
- Sector 3 (Green)
- Circuit (Black)
- Start (Black arrow)
- Finish (Checkered flag)
- Safety Car (S)
- Medical Car (M)
- Marshals (M)
- Light Panels (L)
- Run-off Areas (Grey square)
- Gravel Traps (Grey square)



Designed as a Honda test track in 1962, Suzuka is one of few circuits in the world to have a "figure 8" layout, where the back straight passes over the front via an overpass. Suzuka is another of the racer's favourite circuits with its exceptionally fast, flowing layout.

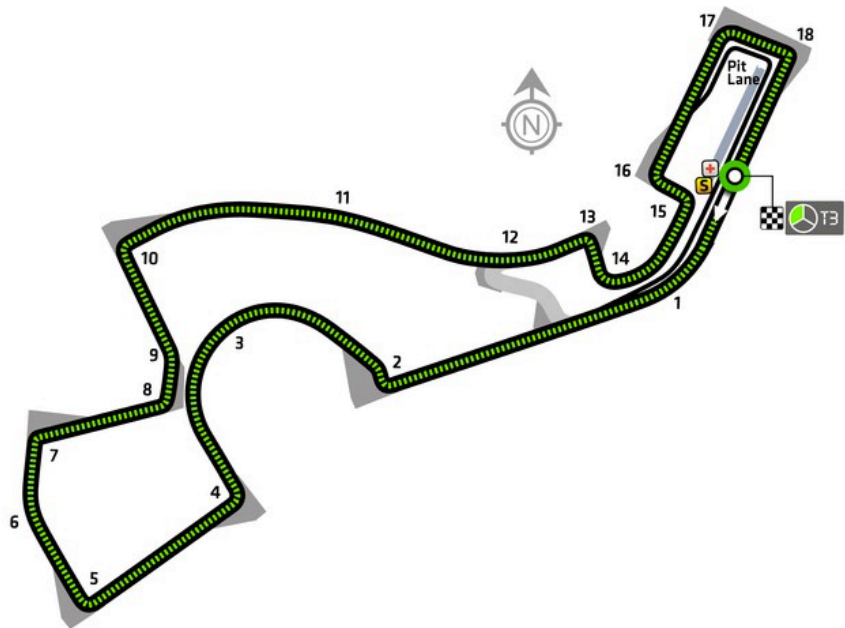
2014 FORMULA 1 RUSSIAN GRAND PRIX

SOCHI

Date	12 October	Race distance	tbc
Circuit length	5.853 km	Number of laps	tbc

Russian GP

ROUND 16	
RACE DATE:	12 OCT 2014
CIRCUIT NAME:	SOCHI INTERNATIONAL CIRCUIT
NUMBER OF LAPS:	tbc
START TIME	15:00 Local - 11:00 GMT
CIRCUIT LENGTH:	5.853KM
RACE DISTANCE:	tbc
LAP RECORD:	n/a



Speed Kmh 150	Braking 1.0	Lateral G-force 3	Timing Sector 20.7
Gear 3			Sector Time 1:24.2
			Lap Time
Sector 1	Sector 2	Sector 3	
Circuit	Start	Finish	
Safety Car	Medical Car	Marshals	
Light Panels	Run-off Areas	Gravel Traps	

The Sochi circuit, located in the Black Sea resort of the same name, is the first purpose-built Formula One facility in Russia and hosts the country's inaugural Grand Prix in October 2014, in the same year that the city also staged the Winter Olympics.

2014 FORMULA 1 UNITED STATES GRAND PRIX

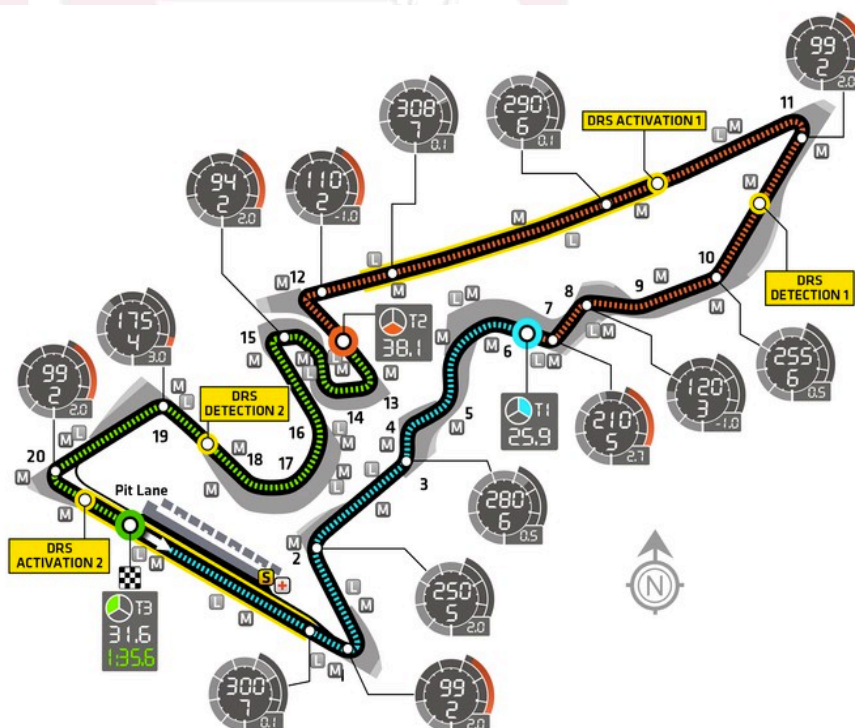
AUSTIN

Date	02 November	Race distance	308.405 km
Circuit length	5.513 km	Number of laps	56

United States GP

ROUND 17	
RACE DATE:	02 NOV 2014
CIRCUIT NAME:	CIRCUIT OF THE AMERICAS
NUMBER OF LAPS:	56
START TIME	13:00 Local - 19:00 GMT
CIRCUIT LENGTH:	5.513KM
RACE DISTANCE:	308.405KM
LAP RECORD:	1:39.347 - S Vettel [2012]

Speed Kmh 150 Gear 3	Braking Lateral G-force 0.1	Timing Sector T3 31.6 Sector Time 1:35.6 Lap Time
<ul style="list-style-type: none"> Sector 1 Sector 2 Sector 3 	<ul style="list-style-type: none"> Circuit Start Finish 	<ul style="list-style-type: none"> Safety Car Medical Car Marshals Light Panels Run-off Areas Gravel Traps



In 2012 The United States Grand Prix returned to the F1 calendar at Austin, Texas, the first Grand Prix on US soil since the 2007 race at the Indianapolis Motor Speedway. The track runs anticlockwise and features 20 corners, including DRS sequences inspired by some of the most world's most celebrated circuits.

2014 FORMULA 1 GRAND PRÊMIO PETROBAS DO BRASIL

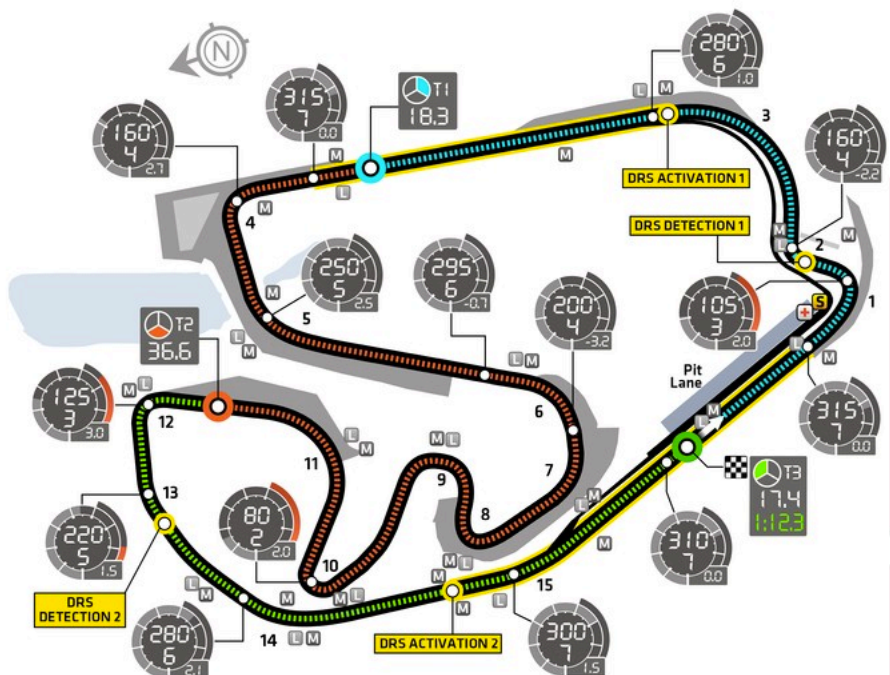
SÃO PAULO

Date	09 November	Race distance	305.909 km
Circuit length	4.309 km	Number of laps	71

Brazilian GP

ROUND 18	
RACE DATE:	09 NOV 2014
CIRCUIT NAME:	AUTODROMO JOSE CARLOS PACE
NUMBER OF LAPS:	71
START TIME	14:00 Local - 16:00 GMT
CIRCUIT LENGTH:	4.309KM
RACE DISTANCE:	305.909KM
LAP RECORD:	1:11.473 J P Montoya [2004]






Speed Kmh 150 3	Braking -1.0	Timing Sector T3 17.4
Gear 3	Lateral G-force -1.0	Sector Time 1:12.3
● Sector 1	● Sector 2	● Sector 3
■ Circuit	■ Start	■ Finish
■ Safety Car	■ Medical Car	■ Marshals
■ Light Panels	■ Run-off Areas	■ Gravel Traps



Located in Sao Paulo, Interlagos includes the Autodromo Jose Carlos Pace racetrack, home to the Brazilian Grand Prix. The Interlagos circuit has played host to some of the most exciting and memorable races in recent Formula One history, including Lewis Hamilton winning the World Championship on the last lap of the 2008 race. Regarded as one of the most challenging circuits in Grand prix racing, Alain Prost still holds the record with six victories in Brazil.










2014 FIA FORMULA ONE WORLD CHAMPIONSHIP

DRIVER STANDINGS

Pos	Driver	Points									
1	Nico Rosberg	165	25	18	18	18	18	25	18	25	0
			1	2	2	2	2	1	2	1	M
2	Lewis Hamilton	161	0	25	25	25	25	18	0	18	25
			M	1	1	1	1	2	M	2	1
3	Daniel Ricciardo	98	0	0	12	12	15	15	25	4	15
			X	M	4	4	3	3	1	8	3
4	Fernando Alonso	87	12	12	2	15	8	12	8	10	8
			4	4	9	3	6	4	6	5	6
5	Valtteri Bottas	73	10	4	4	6	10	0	6	15	18
			5	8	8	7	5	M	7	3	2
6	Sebastian Vettel	70	0	15	8	10	12	0	15	0	10
			M	3	6	5	4	M	3	M	5
7	Nico Hulkenberg	63	8	10	10	8	1	10	10	2	4
			6	5	5	6	10	5	5	9	8
8	Jenson Button	55	15	8	0	0	0	8	12	0	12
			3	6	17	11	11	6	4	11	4
9	Kevin Magnussen	35	18	2	0	0	0	1	2	6	6
			2	9	M	13	12	10	9	7	7
10	Felipe Massa	30	0	6	6	0	0	6	0	12	0
			A	7	7	15	13	7	12	4	A
11	Sergio Perez	28	1	0	15	2	2	0	0	8	0
			10	M	3	9	9	A	11	6	11
12	Kimi Raikkonen	19	6	0	1	4	6	0	1	1	0
			7	12	10	8	7	12	10	10	A
13	Jean-Eric Vergne	9	4	0	0	0	0	0	4	0	1
			8	M	M	12	M	M	8	M	10
14	Romain Grosjean	8	0	0	0	0	4	4	0	0	0
			M	11	12	M	8	8	M	14	12
15	Daniil Kvyat	6	2	1	0	1	0	0	0	0	2
			9	10	11	10	14	M	M	M	9
16	Jules Bianchi	2	0	0	0	0	0	2	0	0	0
			M	M	16	18	18	9	A	15	14
17	Adrian Sutil	0	0	0	0	0	0	0	0	0	0
			11	M	M	M	17	M	13	13	13
18	Marcus Ericsson	0	0	0	0	0	0	0	0	0	0
			M	14	M	20	20	11	M	18	M
19	Pastor Maldonado	0	0	0	0	0	0	-	0	0	0
			M	M	14	14	15	DS	M	12	17
20	Esteban Gutiérrez	0	0	0	0	0	0	0	0	0	0
			12	M	A	16	16	A	14	19	M
21	Max Chilton	0	0	0	0	0	0	0	0	0	0
			13	15	13	19	19	14	A	17	16
22	Kamui Kobayashi	0	0	0	0	0	0	0	0	0	0
			A	13	15	17	M	13	A	16	15

2014 FIA FORMULA ONE WORLD CHAMPIONSHIP

TEAM STANDINGS

Pos	Team	Points									
1	Mercedes AMG Petronas F1 Team	326	25 1 M	43 2 1	43 2 1	43 2 1	43 2 1	43 1 2	18 M 2	43 2 1	25 M 1
2	Infiniti Red Bull Racing	168	0 X M	15 M 3	20 6 4	22 4 5	27 4 3	15 3 M	40 3 1	4 M 8	25 5 3
3	Scuderia Ferrari	106	18 7 4	12 4 12	3 9 10	19 3 8	14 6 7	12 12 4	9 6 10	11 5 10	8 A 6
4	Williams Martini Racing	103	10 5 A	10 8 7	10 7 8	6 15 7	10 13 5	6 M 7	6 12 7	27 4 3	18 A 2
5	Sahara Force India F1 Team	91	9 10 6	10 5 M	25 3 5	10 9 6	3 10 9	10 A 5	10 11 5	10 6 9	4 11 8
6	McLaren Mercedes	90	33 2 3	10 6 9	0 M 17	0 11 13	0 12 11	9 6 10	14 4 9	6 11 7	18 4 7
7	Scuderia Toro Rosso	15	6 9 8	1 M 10	0 M 11	1 12 10	0 14 M	0 M M	4 M 8	0 M M	3 9 10
8	Lotus F1 Team	8	0 M M	0 M 11	0 14 12	0 M 14	4 15 8	4 DS 8	0 M M	0 14 12	0 12 17
9	Marussia F1 Team	2	0 M 13	0 15 M	0 16 13	0 18 19	0 19 18	2 9 14	0 A A	0 15 17	0 14 16
10	Sauber F1 Team	0	0 12 11	0 M M	0 A M	0 M 16	0 16 17	0 M A	0 14 13	0 13 19	0 13 M
11	Caterham F1 Team	0	0 M A	0 14 13	0 15 M	0 17 20	0 M 20	0 13 11	0 M A	0 18 16	0 15 M

2014 FIA FORMULA ONE WORLD CHAMPIONSHIP

STATISTICS

POLE POSITION, WINNER, FASTEST LAPS

GP	Pole position	Winner	Fastest lap
AUSTRALIA	Nico Rosberg	Nico Rosberg	Nico Rosberg
MALAYSIA	Lewis Hamilton	Lewis Hamilton	Lewis Hamilton
BAHRAIN	Nico Rosberg	Lewis Hamilton	Nico Rosberg
CHINA	Lewis Hamilton	Lewis Hamilton	Nico Rosberg
SPAIN	Lewis Hamilton	Lewis Hamilton	Sebastian Vettel
MONACO	Nico Rosberg	Nico Rosberg	Kimi Räikkönen
CANADA	Nico Rosberg	Daniel Ricciardo	Felipe Massa
AUSTRIA	Felipe Massa	Nico Rosberg	Sergio Pérez
GREAT BRITAIN	Nico Rosberg	Lewis Hamilton	Lewis Hamilton

TEAM MATES' QUALIFYING PERFORMANCE

Team	Driver	Ratio
Mercedes AMG Petronas F1 Team	Lewis Hamilton : Nico Rosberg	3:6
Infiniti Red Bull Racing	Sebastian Vettel : Daniel Ricciardo	3:6
Scuderia Ferrari	Kimi Räikkönen : Fernando Alonso	2:7
Sahara Force India F1 Team	Sergio Perez : Nico Hulkenberg	2:7
Williams Martini Racing	Felipe Massa : Valtteri Bottas	3:6
Vodafone McLaren Mercedes	Kevin Magnussen : Jenson Button	4:5
Scuderia Toro Rosso	Jean-Eric Vergne : Daniil Kvyat	5:4
Lotus F1 Team	Romain Grosjean : Pastor Maldonado	8:1
Sauber F1 Team	Esteban Gutierrez : Adrian Sutil	5:4
Marussia F1 Team	Max Chilton : Jules Bianchi	3:6
Caterham F1 Team	Marcus Ericsson : Kamui Kobayashi	2:7

2014 FIA FORMULA ONE WORLD CHAMPIONSHIP

DRIVERS AT A GLANCE

Driver	F1 title	Debut	GP Starts	Wins	Poles	Fastest laps	Total points
Sebastian Vettel	4	2007	129	39	45	23	1521
Daniel Ricciardo		2011	59	1	0	0	128
Nico Rosberg		2006	156	6	8	7	735.5
Lewis Hamilton	1	2007	138	27	35	15	1263
Kimi Raikkonen	1	2001	202	20	16	40	988
Fernando Alonso	2	2001	225	32	22	21	1693
Romain Grosjean		2009	54	0	0	1	236
Pastor Maldonado		2011	67	1	1	0	47
Kevin Magnussen		2014	9	0	0	0	35
Jenson Button		2000	257	15	8	8	1127
Sergio Perez		2011	65	0	0	3	157
Nico Hulkenberg		2010	67	0	1	1	199
Esteban Gutiérrez		2013	28	0	0	1	6
Adrian Sutil		2007	118	0	0	1	124
Jean- Eric Vergne		2012	48	0	0	0	38
Daniil Kvyat		2014	9	0	0	0	6
Felipe Massa		2002	202	11	16	15	846
Valtteri Bottas		2013	28	0	0	0	77
Max Chilton		2013	28	0	0	0	0
Jules Bianchi		2013	28	0	0	0	2
Marcus Ericsson		2014	9	0	0	0	0
Kamui Kobayashi		2009	69	0	0	1	125

2014 FIA FORMULA ONE WORLD CHAMPIONSHIP

TEAMS AT A GLANCE

Team	F1 Titles	Debut	GP starts	Wins	Pole	Fastest Laps	Total points
Red Bull Racing	4	2005	175	48	57	42	2628.5
Mercedes AMG Petronas F1 Team	0	2010	86	12	17	9	1207
Scuderia Ferrari	16	1950	879	221	207	230	6263.27
Lotus F1 Team	0	2012	48	2	0	5	626
Vodafone McLaren Mercedes	8	1966	752	182	155	152	4915.5
Sahara Force India F1 Team	0	2008	121	0	1	3	427
Sauber F1 Team	0	1993	283	0	0	3	422
Scuderia Toro Rosso	0	2006	156	1	1	0	184
Williams	9	1975	621	114	128	132	2858
Marussia	0	2012	48	0	0	0	2
Caterham F1 Team	0	2012	48	0	0	0	0

2014 FIA FORMULA ONE WORLD CHAMPIONSHIP

TEAMS AND DRIVERS

Infinity Red Bull Racing



Headquarters	Bradbourne Drive Tilbrook Milton Keynes MK7 8BJ, England	Telephone	+ 44 1908 279700
		Fax	+ 44 1908 279810
		Website	www.redbullracing.com
Team Principal	Christian Horner	Team Manager	Jonathan Wheatley
Chief Technical Officer	Adrian Newey	Head of Aerodynamics	Peter Prodromou
Media Contact	Katie Tweedle Mob: +44 7766 471568 Email: Katie.tweedle@redbullracing.com		
Formula 1 Debut	2005	Chassis	RB10
Constructors' Titles	4	Motor	Renault Sport Energy F1-2014
GP starts	175		
GP wins	48		
Pole positions	57		
Fastest laps	42	Total points	2628.5

SEBASTIAN VETTEL 01



DANIEL RICCIARDO 03



Date of Birth	03/07/1987	Date of Birth	01/07/1989
Formula 1 Debut	2007	Formula 1 Debut	2011
GP starts	129	GP starts	59
GP wins	39	GP wins	1
Pole positions	45	Pole positions	0
Fastest laps	23	Fastest laps	0
F1 Titles	4	F1 Titles	0
Total F1 points	1521	Total F1 points	128

Mercedes AMG Petronas F1 Team



Headquarters	Operations Centre Brackley NN13 7BD England	Telephone	+44 1280 844 000
		Fax	+44 1280 844 001
		Website	www.mercedes-amg-f1.com
Team Principal	Toto Wolff	Chief Operating Officer	Rob Thomas
Team Manager	Ron Meadows	Head of Aerodynamics	John Owen
Technical Director	Paddy Lowe	Chief Designer	Bob Bell
Media Contact	Nicola Armstrong Mob: +44 (0)7793 844549 Email: narmstrong@mercedes-amg-f1.com		
Formula 1 Debut	2010	Chassis	F1 W05 Hybrid
Constructors' Titles	0	Motor	Mercedes-Benz PU106A Hybrid
GP starts	86		
GP wins	12		
Pole positions	17		
Fastest laps	9	Total points	1207

**NICO
ROSBERG 06**



**LEWIS
HAMMILTON 44**



Date of Birth	27/06/1985	Date of Birth	07/01/1985
Formula 1 Debut	2006	Formula 1 Debut	2007
GP starts	156	GP starts	138
GP wins	6	GP wins	27
Pole positions	8	Pole positions	35
Fastest laps	7	Fastest laps	15
F1 Titles	0	F1 Titles	1
Total F1 points	735.5	Total F1 points	1263

Scuderia Ferrari



Headquarters	Ferrari S.p.A. Via Ascari 55-57 41053 Maranello Italy	Telephone	+ 39 536 949 111
		Fax	+ 39 536 949 049
		Website	www.ferrari.com
Team Principal	Marco Mattiacci	Technical Director	Pat Fry
Team Manager	Massimo Rivola	Head of Aerodynamics	Nikolas Tombazis
Media Contact	Renato Bisignani Mob: +39 334 6591 412 Email: renato.bisignani@ferrari.com		
Formula 1 Debut	1950	Chassis	Ferrari F14 T
Constructors' Titles	16	Motor	Ferrari 059/3
GP starts	879		
GP wins	221		
Pole positions	207		
Fastest laps	230	Total points	6263.27

KIMI RÄIKKÖNEN 07



FERNANDO ALONSO 14



Date of Birth	17/10/1979	Date of Birth	29/07/1981
Formula 1 Debut	2001	Formula 1 Debut	2001
GP starts	202	GP starts	225
GP wins	20	GP wins	32
Pole positions	16	Pole positions	22
Fastest laps	40	Fastest laps	21
F1 Titles	1	F1 Titles	2
Total F1 points	988	Total F1 points	1693

Lotus F1 Team



Headquarters	Whiteways Technical Centre, Entstone OX74EE England	Telephone	+44 1608 678 000
		Fax	+44 1608 678 609
		Website	www.lotusf1team.com
Team Principal	Gerard Lopez	Team Manager	Paul Seaby
Head of Aerodynamics	Martin Tolliday	Technical Director	Nick Chester
Media Contact	Clarisse Hoffman Mobl +44 7747 468273 Email: clarisse.hoffman@lotusf1team.com	Chief Designer	Martin Tolliday
Formula 1 Debut	2012	Chassis	Lotus E22
Constructors' Titles	0	Motor	Renault Energy F1-2014
GP starts	48		
GP wins	2		
Pole positions	0		
Fastest laps	5	Total points	626

ROMAIN GROSJEAN

08



PASTOR MALDONADO 13



Date of Birth	17/04/1986	Date of Birth	09/03/1985
Formula 1 Debut	2009	Formula 1 Debut	2011
GP starts	54	GP starts	67
GP wins	0	GP wins	1
Pole positions	0	Pole positions	1
Fastest laps	1	Fastest laps	0
F1 Titles	0	F1 Titles	0
Total F1 points	236	Total F1 points	47

**Vodafone McLaren
Mercedes**

**VODAFONE
McLAREN
MERCEDES**

Headquarters	McLaren Technology Centre Chertsey Road, Woking, Surrey GU21 4YH, England	Telephone	+44 1483 261 900
		Fax	+44 1483 261 963
		Website	www.mclaren.com
Team Principal	Eric Boullier	Managing Director	Jonathan Neale
Team Manager	David Redding	Technical Director	Tim Goss
		Head of Aerodynamics	Neil Oatley
Media Contact	Steve Cooper Mob: +44 7881 426460 Email: steve.cooper@mclaren.com		
Formula 1 Debut	1966	Chassis	MP4-29
Constructors' Titles	8	Motor	Mercedes Benz PU1 06A Hybrid
GP starts	752		
GP wins	182		
Pole positions	155		
Fastest laps	152	Total points	4915.5

**KEVIN
MAGNUSSEN 20**



**JENSON
BUTTON 22**



Date of Birth	05/10/1992	Date of Birth	19/01/1980
Formula 1 Debut	2014	Formula 1 Debut	2000
GP starts	9	GP starts	257
GP wins	0	GP wins	15
Pole positions	0	Pole positions	8
Fastest laps	0	Fastest laps	8
F1 Titles	0	F1 Titles	1
Total F1 points	35	Total F1 points	1127

Sahara Force India F1 Team



Headquarters	Dadford Road Silverstone, NN12 8TJ, England	Telephone	+44 1327 850 800
		Fax	+44 1327 857 993
		Website	www.forceindiaf1.com
Team Principal	Vijay Mallya	Technical Director	Andrew Green
Team Manager	Andy Stevenson	Aerodynamics Director	Akio Haga Ian Hall
Media Contact	Will Hings Mob: +44 7734 202020 Email: will.hings@forceindiaf1.com		
Formula 1 Debut	2008	Chassis	Force India VJM07
Constructors' Titles	0	Motor	Mercedes Benz PU1 06A Hybrid
GP starts	121		
GP wins	0		
Pole positions	1		
Fastest laps	3	Total points	427

**SERGIO
PEREZ 11**



**NICO
HÜLKENBERG 27**



Date of Birth	26/01/1990
Formula 1 Debut	2011
GP starts	65
GP wins	0
Pole positions	0
Fastest laps	3
F1 Titles	0

Total F1 points 157

Date of Birth	19/08/1987
Formula 1 Debut	2010
GP starts	67
GP wins	0
Pole positions	1
Fastest laps	1
F1 Titles	0

Total F1 points 199

Sauber F1 Team



Headquarters	Wildbachstrasse 9 8340 Hinwil, Switzerland	Telephone	+41 44 973 9000
		Fax	+41 44 973 9001
		Website	www.sauberf1team.com
Team Principal	Monischa Kaltenbron	Team Manager	Beat Zehnder
Head of Aerodynamics	Eric Gandelin		
Media Contact	Hans Peter Brack Mob: +41 79 770 1819 Email: hanspeter.brack@sauber-motorsport.com		
Formula 1 Debut	1993	Chassis	Sauber C33
Constructors' Titles	0	Motor	Ferrari 059/3
GP starts	283		
GP wins	0		
Pole positions	0		
Fastest laps	3	Total points	422

**ESTEBAN
GUTIÉRREZ 21**



**ADRIAN
SUTIL 99**



Date of Birth	05/08/1991	Date of Birth	11/01/1983
Formula 1 Debut	2013	Formula 1 Debut	2007
GP starts	28	GP starts	118
GP wins	0	GP wins	0
Pole positions	0	Pole positions	0
Fastest laps	1	Fastest laps	1
F1 Titles	0	F1 Titles	0
Total F1 points	6	Total F1 points	124

Scuderia Toro Rosso



Headquarters	Via Spallanzani 21 48018 Faenza RA Italy	Telephone	+39 546 696 111
		Fax	+39 0546 620 998
		Website	www.tororosso.com
Team Principal	Franz Tost	Technical Director	James Key
Head of Aerodynamics	Nicolo Petrucci		
Media Contact	Luise Mammitzsch Mob: +39 340 9081 065 Email: marieluise.mammitzsch@tororosso.com		
Formula 1 Debut	2006	Chassis	STR9
Constructors' Titles	0	Motor	Renault Sport Energy F1-2014
GP starts	156		
GP wins	1		
Pole positions	1		
Fastest laps	0	Total points	184

**JEAN-ERIC
VERGNE 25**



**DANIL
KVYAT 26**



Date of Birth	25/04/1990	Date of Birth	26/04/1994
Formula 1 Debut	2012	Formula 1 Debut	2014
GP starts	48	GP starts	9
GP wins	0	GP wins	0
Pole positions	0	Pole positions	0
Fastest laps	0	Fastest laps	0
F1 Titles	0	F1 Titles	0
Total F1 points	38	Total F1 points	6

Williams Martini Racing



Headquarters	Grove, Wantage Oxfordshire, OX12 0DQ, England	Telephone	+44 1235 777 700
		Fax	+44 1235 764705
		Website	www.williamsf1.com
Team Principal	Sir Frank Williams	Team Manager	Dickie Stanford
Technical Chief	Pat Symonds	Head of Aerodynamics	Ed Wood
Media Contact	Sophie Ogg Mob: +44 (0)7977 275762 Email: sophie.ogg@williamsf1.com		
Formula 1 Debut	1975	Chassis	Williams FW36
Constructors' Titles	9	Motor	Mercedes Benz PU1 06A Hybrid
GP starts	621		
GP wins	114		
Pole positions	128		
Fastest laps	132	Total points	2858

**FELIPE
MASSA 19**



**VALTTERI
BOTTAS 77**



Date of Birth	25/04/1981	Date of Birth	28/08/89
Formula 1 Debut	2002	Formula 1 Debut	2013
GP starts	202	GP starts	28
GP wins	11	GP wins	0
Pole positions	16	Pole positions	0
Fastest laps	15	Fastest laps	0
F1 Titles	0	F1 Titles	0
Total F1 points	846	Total F1 points	77

Marussia F1 Team



Headquarters	Marussia Technical Centre Banbury, Oxfordshire, OX16 4PN, England	Telephone	+44 1295 225910
		Fax	+44 1295 709891
		Website	www.marussiaf1team.com
Team Principal	John Booth	Head of Aerodynamics	John McQuilliam
Team Manager	Dave O'Neill		
Media Contact	Tracy Novak Mob: +44 7590 964936 Email: tracy.novak@marussiaf1team.com		
Formula 1 Debut	2012	Chassis	Marussia MR03
Constructors' Titles	0	Motor	Ferrari 059/03
GP starts	48		
GP wins	0		
Pole positions	0		
Fastest laps	0	Total points	2

**MAX
CHILTON 04**



**JULES
BIANCHI 17**



Date of Birth	21/04/1991	Date of Birth	03/08/1989
Formula 1 Debut	2013	Formula 1 Debut	2013
GP starts	28	GP starts	28
GP wins	0	GP wins	0
Pole positions	0	Pole positions	0
Fastest laps	0	Fastest laps	0
F1 Titles	0	F1 Titles	0
Total F1 points	0	Total F1 points	2

Caterham F1 Team



Headquarters	Hingham Industrial Estate Ironside Way, Hingham, NR9 4LF England	Telephone	+44 1953 851 411
		Fax	
		Website	www.caterhamf1.com
Team Principal	Cyril Abiteboul	Head of Aerodynamics	Hari Roberts
Team Manager	Graham Watson		
Media Contact	Tom Webb Mob: +44 7581 208 504 Email: tom.webb@caterhamf1.com		
Formula 1 Debut	2012	Chassis	Caterham CT05
Constructors' Titles	0	Motor	Renault Energy F1-2014
GP starts	48		
GP wins	0		
Pole positions	0		
Fastest laps	0	Total points	0

MARCUS ERICSSON 09



KAMUI KOBAYASHI 10



Date of Birth	02/09/1990	Date of Birth	13/09/1986
Formula 1 Debut	2014	Formula 1 Debut	2009
GP starts	9	GP starts	69
GP wins	0	GP wins	0
Pole positions	0	Pole positions	0
Fastest laps	0	Fastest laps	1
F1 Titles	0	F1 Titles	0
Total F1 points	0	Total F1 points	125

THE GERMAN GRAND PRIX

WINNERS 1981 – 2013

Year	Circuit	Driver	Nat	Team
2013	Nürburgring	Sebastian Vettel	GER	Red Bull Racing
2012	Hockenheimring	Fernando Alonso	ESP	Scuderia Ferrari
2011	Nürburgring	Lewis Hamilton	GBR	Vodafone McLaren Mercedes
2010	Hockenheimring	Fernando Alonso	ESP	Scuderia Ferrari
2009	Nürburgring	Mark Webber	AUS	Red Bull Racing
2008	Hockenheimring	Lewis Hamilton	GBR	Vodafone McLaren Mercedes
2006	Hockenheimring	Michael Schumacher	GER	Scuderia Ferrari Marlboro
2005	Hockenheimring	Fernando Alonso	ESP	Mild Seven Renault
2004	Hockenheimring	Michael Schumacher	GER	Scuderia Ferrari Marlboro
2003	Hockenheimring	Juan Pablo Montoya	COL	BMW WilliamsF1 Team
2002	Hockenheimring	Michael Schumacher	GER	Scuderia Ferrari Marlboro
2001	Hockenheimring	Ralf Schumacher	GER	BMW WilliamsF1 Team
2000	Hockenheimring	Rubens Barrichello	BRA	Scuderia Ferrari Marlboro
1999	Hockenheimring	Eddie Irvine	GBR	Scuderia Ferrari Marlboro
1998	Hockenheimring	Mika Häkkinen	FIN	West McLaren Mercedes
1997	Hockenheimring	Gerhard Berger	AUT	Benetton Renault
1996	Hockenheimring	Damon Hill	GBR	Williams Renault
1995	Hockenheimring	Michael Schumacher	GER	Benetton Renault
1994	Hockenheimring	Gerhard Berger	AUT	Scuderia Ferrari
1993	Hockenheimring	Alain Prost	FRA	Williams Renault
1992	Hockenheimring	Nigel Mansell	GBR	Williams Renault
1991	Hockenheimring	Nigel Mansell	GBR	Williams Renault
1990	Hockenheimring	Ayrton Senna	BRA	Marlboro McLaren Honda
1989	Hockenheimring	Ayrton Senna	BRA	Marlboro McLaren Honda
1988	Hockenheimring	Ayrton Senna	BRA	Marlboro McLaren Honda
1987	Hockenheimring	Nelson Piquet	BRA	Williams Honda
1986	Hockenheimring	Nelson Piquet	BRA	Williams Honda
1985	Nürburgring	Michele Alboreto	ITA	Scuderia Ferrari
1984	Hockenheimring	Alain Prost	FRA	Marlboro McLaren
1983	Hockenheimring	René Arnoux	FRA	Scuderia Ferrari
1982	Hockenheimring	Patrick Tambay	FRA	Scuderia Ferrari
1981	Hockenheimring	Nelson Piquet	BRA	Brabham Parmalat

THE GERMAN GRAND PRIX

WINNERS 1951 – 1980

Year	Circuit	Driver	Nat	Team
1980	Hockenheimring	Jacques Laffite	FRA	Talbot Ligier Gitanes
1979	Hockenheimring	Alan Jones	AUS	Saudia Williams
1978	Hockenheimring	Mario Andretti	US	JPS Lotus
1977	Hockenheimring	Niki Lauda	AUT	Scuderia Ferrari
1976	Nürburgring	James Hunt	GBR	Marlboro McLaren
1975	Nürburgring	Carlos Reutemann	ARG	Martini Brabham
1974	Nürburgring	Clay Regazzoni	SUI	Scuderia Ferrari
1973	Nürburgring	Jackie Stewart	GBR	Elf Tyrrell
1972	Nürburgring	Jacky Ickx	BEL	Scuderia Ferrari
1971	Nürburgring	Jackie Stewart	GBR	Elf Tyrrell
1970	Hockenheimring	Jochen Rindt	AUT	Gold Leaf Lotus
1969	Nürburgring	Jacky Ickx	BEL	Brabham
1968	Nürburgring	Jackie Stewart	GBR	Matra
1967	Nürburgring	Denny Hulme	NZ	Brabham/Repco
1966	Nürburgring	Jack Brabham	AUS	Brabham
1965	Nürburgring	Jim Clark	GBR	Lotus
1964	Nürburgring	John Surtees	GBR	Scuderia Ferrari
1963	Nürburgring	John Surtees	GBR	Scuderia Ferrari
1962	Nürburgring	Graham Hill	GBR	BRM
1961	Nürburgring	Stirling Moss	GBR	Lotus
1959	Avus	Tony Brooks	GBR	Cooper Ferrari
1958	Nürburgring	Tony Brooks	GBR	Vanwall
1957	Nürburgring	Juan-Manuel Fangio	ARG	Maserati
1956	Nürburgring	Juan-Manuel Fangio	ARG	Scuderia Ferrari
1954	Nürburgring	Juan-Manuel Fangio	ARG	Mercedes
1953	Nürburgring	Giuseppe Farina	ITA	Scuderia Ferrari
1952	Nürburgring	Alberto Ascari	ITA	Scuderia Ferrari
1951	Nürburgring	Alberto Ascari	ITA	Scuderia Ferrari

STATISTICS - GERMAN GRAND PRIX - HOCKENHEIM

DRIVERS' AND CONSTRUCTORS' RECORDS

Highest number of wins in Hockenheim

M. Schumacher	4	1995, 2002, 2004, 2006
N. Piquet	3	1981, 1986, 1987
A. Senna	3	1988, 1989, 1990
F. Alonso	3	2005, 2010, 2012
A. Prost	2	1984, 1993
N. Mansell	2	1991, 1992
G. Berger	2	1994, 1997

Highest number of pole positions in Hockenheim

A. Prost	3	1981, 1984, 1993
N. Mansell	3	1987, 1991, 1992
A. Senna	3	1988, 1989, 1990
G. Berger	2	1994, 1997
D. Hill	2	1995, 1996
M. Häkkinen	2	1998, 1999
J. P. Montoya	2	2001, 2003
M. Schumacher	2	2002, 2004
K. Räikkönen	2	2005, 2006

Teams with the highest number of wins in Hockenheim

Ferrari	10	77, 82, 83, 94, 99, 00, 02, 04, 06, 10, 12
Williams	9	79, 86, 87, 91, 92, 93, 96, 01, 03
McLaren	7	84, 88, 89, 90, 98, 08,
Lotus	2	1970, 1978
Benetton	2	1995, 1997

Winner in Hockenheim and world champion in the same year

A. Senna	1988, 1990
N. Mansell	1992
A. Prost	1993
M. Schumacher	1995, 2002, 2004
D. Hill	1996
M. Häkkinen	1998
F. Alonso	2005
L. Hamilton	2008

Drivers with "hattricks" at Hockenheim: Pole position, win, fastest lap

M. Schumacher	2002
A. Prost	1984
A. Senna	1989
D. Hill	1996
G. Berger	1997
J. P. Montoya	2003

Driver/team combinations which won several times at Hockenheim

A. Senna/ McLaren Honda	3	1988, 1989, 1990
M. Schumacher/ Ferrari	3	2002, 2004, 2006
N. Piquet/ Williams Honda	2	1986, 1987
N. Mansell/ Williams Renault	2	1991, 1992
F. Alonso/ Ferrari	2	2010, 2012

HISTORY BOOK: FIGURES / FACTS / STATISTICS

DRIVERS WORLD CHAMPIONS 1982–2013 (not including/including deleted points)

Year	Driver	Nat.	Team	Points	Wins	Poles
2013	Sebastian Vettel	GER	Red Bull Racing	397	13	9
2012	Sebastian Vettel	GER	Red Bull Racing	281	5	6
2011	Sebastian Vettel	GER	Red Bull Racing	392	11	15
2010	Sebastian Vettel	GER	Red Bull Racing	256	5	10
2009	Jenson Button	GBR	Brawn Mercedes	95	6	6
2008	Lewis Hamilton	GBR	McLaren Mercedes	98	5	7
2007	Kimi Räikkönen	FIN	Ferrari	110	6	3
2006	Fernando Alonso	ESP	Renault	134	7	6
2005	Fernando Alonso	ESP	Renault	133	7	6
2004	Michael Schumacher	GER	Ferrari	148	13	8
2003	Michael Schumacher	GER	Ferrari	93	6	5
2002	Michael Schumacher	GER	Ferrari	144	11	9
2001	Michael Schumacher	GER	Ferrari	123	9	11
2000	Michael Schumacher	GER	Ferrari	108	9	9
1999	Mika Häkkinen	FIN	McLaren Mercedes	76	5	11
1998	Mika Häkkinen	FIN	McLaren Mercedes	100	8	9
1997	Jacques Villeneuve	CAN	Williams Renault	81	7	10
1996	Damon Hill	GBR	Williams Renault	97	8	9
1995	Michael Schumacher	GER	Benetton Renault	102	9	4
1994	Michael Schumacher	GER	Benetton Ford	92	8	6
1993	Alain Prost	FRA	Williams Renault	99	7	13
1992	Nigel Mansell	GBR	Williams Renault	108	9	14
1991	Ayrton Senna	BRA	McLaren Honda	96	7	8
1990	Ayrton Senna	BRA	McLaren Honda	78	6	10
1989	Alain Prost	FRA	McLaren Honda	76/81 *	4	2
1988	Ayrton Senna	BRA	McLaren Honda	90/94 *	8	13
1987	Nelson Piquet	BRA	Williams Honda	73/76 *	3	4
1986	Alain Prost	FRA	McLaren TAG Porsche	72/74 *	4	1
1985	Alain Prost	FRA	McLaren TAG Porsche	73/76 *	5	2
1984	Niki Lauda	AUT	McLaren TAG Porsche	72	5	0
1983	Nelson Piquet	BRA	Brabham BMW	59	3	1
1982	Keke Rosberg	FIN	Williams Ford	44	1	1

DRIVERS WORLD CHAMPIONS 1950–1981

Year	Driver	Nat.	Team	Points	Wins	Poles
1981	Nelson Piquet	BRA	Brabham	50	3	4
1980	Alan Jones	AUS	Williams	67	5	3
1979	Jody Scheckter	S A	Ferrari	51	3	1
1978	Mario Andretti	USA	Lotus Ford	64	6	8
1977	Niki Lauda	AUT	Ferrari	72	3	2
1976	James Hunt	GBR	McLaren Ford	69	6	8
1975	Niki Lauda	AUT	Ferrari	64.5	5	9
1974	Emerson Fittipaldi	BRA	McLaren Ford	55	3	2
1973	Jackie Stewart	GBR	Tyrrell Ford	71	5	3
1972	Emerson Fittipaldi	BRA	Lotus Ford	61	5	3
1971	Jackie Stewart	GBR	Tyrrell Ford	62	6	6
1970	Jochen Rindt	AUT	Lotus Ford	45	5	3
1969	Jackie Stewart	GBR	Matra Ford	63	6	2
1968	Graham Hill	GBR	Lotus Ford	48	3	2
1967	Denny Hulme	NZE	Brabham Repco	51	2	0
1966	Jack Brabham	AUS	Brabham Repco	42/45 *	4	3
1965	Jim Clark	GBR	Lotus Climax	54	6	6
1964	John Surtees	GBR	Ferrari	40	2	2
1963	Jim Clark	GBR	Lotus Climax	54/73 *	7	7
1962	Graham Hill	GBR	BRM	42/52 *	4	1
1961	Phil Hill	USA	Ferrari	34/38 *	2	5
1960	Jack Brabham	AUS	Cooper Climax	43	5	3
1959	Jack Brabham	AUS	Cooper Climax	31/34 *	2	1
1958	Mike Hawthorn	GBR	Ferrari	42/49 *	1	4
1957	Juan-Manuel Fangio	ARG	Maserati	40/46 *	4	4
1956	Juan-Manuel Fangio	ARG	Lancia / Ferrari	30/33 *	3	5
1955	Juan-Manuel Fangio	ARG	Mercedes	40/41 *	4	3
1954	Juan-Manuel Fangio	ARG	Mercedes / Maserati	42/57 *	6	5
1953	Alberto Ascari	ITA	Ferrari	34.5/46.5 *	5	6
1952	Alberto Ascari	ITA	Ferrari	36/52.5 *	6	5
1951	Juan-Manuel Fangio	ARG	Alfa Romeo	31/37 *	3	4
1950	Giuseppe Farina	ITA	Alfa Romeo	30	3	2

CONSTRUCTOR WORLD CHAMPIONS 1982 - 2013

Year	Constructor	Points	Driver
2013	Red Bull Racing-Renault	596	S. Vettel, M. Webber
2012	Red Bull Racing-Renault	460	S. Vettel, M. Webber
2011	Red Bull Racing-Renault	650	S. Vettel, M. Webber
2010	Red Bull Racing-Renault	498	S. Vettel, M. Webber
2009	Brawn Mercedes	172	J. Button, R. Barrichello
2008	Ferrari	172	K. Räikkönen, F. Massa
2007	Ferrari	204	K. Räikkönen, F. Massa
2006	Mild Seven Renault F1	206	F. Alonso, G. Fisichella
2005	Mild Seven Renault F1	191	F. Alonso, G. Fisichella
2004	Ferrari	262	M. Schumacher, R. Barrichello
2003	Ferrari	158	M. Schumacher, R. Barrichello
2002	Ferrari	221	M. Schumacher, R. Barrichello
2001	Ferrari	179	M. Schumacher, R. Barrichello
2000	Ferrari	170	M. Schumacher, R. Barrichello
1999	Ferrari	128	M. Schumacher, E. Irvine
1998	McLaren Mercedes	156	M. Häkkinen, D. Coulthard
1997	Williams Renault	123	J. Villeneuve, H.-H. Frentzen
1996	Williams Renault	175	D. Hill, J. Villeneuve
1995	Benetton Renault	137	M. Schumacher, J. Herbert
1994	Williams Renault	118	A. Senna, D. Hill, D. Coulthard, N. Mansell
1993	Williams Renault	168	A. Prost, D. Hill
1992	Williams Renault	164	N. Mansell, R. Patrese
1991	McLaren Honda	139	A. Senna, G. Berger
1990	McLaren Honda	121	A. Senna, G. Berger
1989	McLaren Honda	141	A. Prost, A. Senna
1988	McLaren Honda Turbo	199	A. Senna, A. Prost
1987	Williams Honda Turbo	137	N. Piquet, N. Mansell, R. Patrese
1986	Williams Honda Turbo	141	N. Mansell, N. Piquet
1985	McLaren TAG Porsche Turbo	90	A. Prost, N. Lauda, J. Watson
1984	McLaren TAG Porsche Turbo	143.5	N. Lauda, A. Prost
1983	Ferrari Turbo	89	P. Tambay, R. Arnoux
1982	Ferrari Turbo	74	G. Villeneuve, D. Pironi, P. Tambay, M. Andretti

CONSTRUCTOR WORLD CHAMPIONS 1958 – 1981

Year	Constructor	Points	Driver
1981	Williams Ford	95	A. Jones, C. Reutemann
1980	Williams Ford	120	A. Jones, C. Reutemann
1979	Ferrari	113	J. Scheckter, G. Villeneuve
1978	Lotus Ford	86	Mario Andretti, R. Peterson, J. P. Jarier
1977	Ferrari	95	N. Lauda, C. Reutemann, G. Villeneuve
1976	Ferrari	83	N. Lauda, C. Regazzoni, C. Reutemann
1975	Ferrari	72.5	N. Lauda, C. Regazzoni
1974	McLaren Ford	73	E. Fittipaldi, D. Hulme
1973	Lotus Ford	92	E. Fittipaldi, R. Peterson
1972	Lotus Ford	61	E. Fittipaldi, D. Walker, R. Wisell
1971	Tyrrell Ford	73	J. Stewart, F. Cevert
1970	Lotus Ford	59	J. Rindt, R. Wisell, E. Fittipaldi, J. Miles
1969	Matra Ford (Tyrrell)	66	J. Stewart, J. P. Beltoise, J. Servoz-Gavin
1968	Lotus Ford	62	G. Hill, J. Clark, J. Oliver
1967	Brabham Repco	63	D. Hulme, J. Brabham
1966	Brabham Repco	42/49 *	J. Brabham, D. Hulme
1965	Lotus Climax	54/59 *	J. Clark, M. Spence
1964	Ferrari	45/49 *	J. Surtees, L. Bandini
1963	Lotus Climax	54/74 *	J. Clark, T. Taylor
1962	BRM	42/56 *	G. Hill, R. Ginther
1961	Ferrari	40/52 *	P. Hill, W. von Trips, R. Ginther, G. Baghetti, W. Mairesse
1960	Cooper Climax	48/58 *	J. Brabham, B. McLaren, H. Taylor, O. Gendebien, T. Brooks
1959	Cooper Climax	40/53 *	J. Brabham, J. L. Trintignant, B. McLaren, M. Gregory, S. Moss
1958	Vanwall	48/57 *	S. Moss, T. Brooks, S. Lewis-Evans

DRIVERS' RECORDS

THE MOST...

F1 Titles		
1	M. Schumacher	7
2	J. -M. Fangio	5
3	S. Vettel	4
=	A. Prost	4
4	J. Brabham	3
=	J. Stewart	3
=	N. Lauda	3
=	N. Piquet	3
5	A. Senna	3
=	A. Ascari	2
=	G. Hill	2
=	J. Clark	2
=	E. Fittipaldi	2
=	M. Häkkinen	2
=	F. Alonso	2

GP Wins		
1	M. Schumacher	91
2	A. Prost	51
3	A. Senna	41
4	S. Vettel	39
5	F. Alonso	32
6	N. Mansell	31
7	J. Stewart	27
8	L. Hamilton	27
9	J. Clark	25
=	N. Lauda	25
10	J. -M. Fangio	24

Points		
1	F. Alonso	1693
2	S. Vettel	1521
3	M. Schumacher	1462
4	L. Hamilton	1263
5	J. Button	1127
6	K. Räikkönen	988
7	F. Massa	846
8	M. Webber	786.5
9	A. Prost	768.5
10	N. Rosberg	735.5

GP Starts		
1	R. Barrichello	322
2	M. Schumacher	306
3	R. Patrese	256
4	J. Button	257
5	J. Trulli	254
6	D. Coulthard	247
7	G. Fisichella	230
8	F. Alonso	225
9	M. Webber	218
10	G. Berger	210

Pole positions		
1	M. Schumacher	68
2	A. Senna	65
3	S. Vettel	45
4	L. Hamilton	35
5	J. Clark	33
=	A. Prost	33
6	N. Mansell	32
7	J.M. Fangio	29
8	M. Häkkinen	26
9	N. Lauda	24
=	N. Piquet	24

Fastest lap		
1	M. Schumacher	77
2	A. Prost	41
3	K. Räikkönen	40
4	N. Mansell	30
5	J. Clark	28
6	M. Häkkinen	25
7	N. Lauda	24
8	N. Piquet	23
=	S. Vettel	23
9	J.M Fangio	22
10	F. Alonso	21

TEAM RECORDS

THE MOST...

F1 Title			GP Wins			fastest laps		
1	Ferrari	16	1	Ferrari	221	1	Ferrari	230
2	Williams	9	2	McLaren	182	2	McLaren	152
3	McLaren	8	3	Williams	114	3	Williams	132
4	Lotus (1952)	7	4	Lotus (1952)	79	4	Lotus (1952)	71
5	Red Bull	4	5	Red Bull	48	5	Red Bull	42
6	Brabham	2	6	Brabham	35	6	Brabham	41
=	Cooper	2	=	Renault	35	7	Benetton	36
=	Renault	2	7	Benetton	27	8	Renault	31
7	Benetton	1	8	Tyrrell	23	9	Tyrrell	20
=	Brawn GP	1	9	BRM	17	10	BRM	15
			10	Cooper	16	=	Maserati	15

GP Starts			Pole positions			Podium places		
1	Ferrari	879	1	Ferrari	207	1	Ferrari	679
2	McLaren	752	2	McLaren	155	2	McLaren	485
3	Williams	621	3	Williams	128	3	Williams	299
4	Lotus (1952)	493	4	Lotus (1952)	107	4	Lotus (1952)	172
5	Tyrrell	430	5	Red Bull	57	5	Brabham	124
6	Brabham	394	6	Renault	51	6	Red Bull	110
7	Minardi	340	7	Brabham	39	7	Benetton	102
8	Ligier	326	8	Mercedes AMG	17	8	Renault	98
9	Arrows	291	9	Benetton	15	9	Tyrrell	77
10	Sauber	283	10	Tyrell	14	10	BRM	61

Points		
1	Ferrari	6263.27
2	McLaren	4915.50
3	Williams	2858.00
4	Red Bull	2628.50
5	Lotus (1952)	1333.00
6	Renault	1245.00
7	Mercedes AMG	1207.00
8	Benetton	851.50
9	Brabham	843.00
10	Lotus (2012)	626.00

SUPPORT RACES

GP 2 SERIES 2014

Since its inception in 2005 the GP2 Series™ has firmly established itself on the world stage as one of the premier one-make racing championships in the world. The combination of a fast, safe, high tech car with a talent pool of the best up-and-coming drivers in single-seater motorsport has made the series a must-see for fans of real racing.

Ten out of twenty-four drivers of the current Formula One grid got their chance to race at the pinnacle of motorsport after proving their worth in the GP2 Series. In fact, over 60 drivers so far have received the opportunity to drive an F1 car as a result of their time in GP2 since we began. Since 2005, drivers have graduated from GP2 to F1 every year, from our first ever champion Nico Rosberg to Marcus Ericsson this year. Five of our Champions are racing in F1 this season proving if need be that GP2 is the natural path to the pinnacle of motorsport.

Once again, 2014 promises more of the same as our young drivers fight to follow in the footsteps of their now famous forebears all the way to the top.

The Values

Since its inception the GP2 Series™ was designed to reflect five core values: performance, cost control, entertainment, safety and preparation. The sporting and technical regulations are the blueprint of the championship and are only changed if the proposed modifications fit into the template formed by these values, which remain the guiding principles of the GP2 Series™.

Performance

GP2 lap times are highly competitive with the final few rows on the F1 grid, proving that there isn't another junior formula, which can match the performance levels of the GP2 Series™. Engines which provide over 612bhp, no electronic gizmos such as traction control or power steering, plus ground effects and proper slick tyres make the GP2 cars powerful and tricky beasts to handle.

Cost control

Operating at about 1% of the cost of running a Formula One team, GP2 Series™ teams nevertheless race on the same tracks, on the same weekends, for the same audience and offer very impressive racing for the crowd and the F1 paddock to enjoy. With centralised purchasing, strict limits on testing and an outright ban on individual developments costs are kept in check, while modifications are made with an eye on how they will affect the price structure for the teams.

To cut down the costs even more in 2014, the organisers have decided to keep the GP2/11, the Series' third generation car for another year instead of introducing a new chassis.

Entertainment

By far GP2's biggest selling point is the excitement its races provide for the fans. With two races per weekend, reverse grids, compulsory pitstops, Prime and Option tyres and 26 identical cars on display, the series never fails to enthrall and entertain.

Safety

Racing at speeds very close to F1, safety is of course the highest priority. The GP2/11 car has passed every one of the stringent F1 FIA crash tests, and includes anti-intrusion panels, while wearing the HANS device is also compulsory. The series has a dedicated commitment to safety, which has been borne out over the last six years.

REGULATIONS

The GP2 Series is a one-make championship consisting of 26 identical cars. The chassis are designed by Dallara Automobili, and since 2012 has run under the specification GP2/11. The power base is a Mecachrome assembled 4L Renault V8 engine.

The GP2 Series uses **slick Pirelli tyres in four specifications** (super soft, soft, medium and hard) which are predetermined by Pirelli in advance of the race weekend. Each driver has **five** sets of dry-weather tyres per weekend – three of “*prime*” specification and two of “*option*” specification. Each driver will also be provided with **three** sets of wet-weather tyres.

The compulsory pitstop during Race One remains in which a minimum of two tyres must be changed. This pit stop may not be carried out until the driver has completed **six laps**.

No individual developments or upgrades are permitted in the series, and all spare parts must be purchased directly from the GP2 Series. Repairs of structural components must be carried out by Dallara in order to ensure integrity.

Weekend format and points allocation

A race weekend is composed of one practice session of **forty-five minutes** and one half hour qualifying session, followed by two races.

The qualifying session is a straight fight for fastest laptime, and determines the order of the grid for Race 1. **Four** points are awarded for pole position.

Race 1 is run over 170km or 60 minutes (except for Monaco where the race is run over 140km and in Budapest where the race is run over 160km), and each driver must complete one compulsory pitstop in which a minimum of two tyres must be changed.

In a change of regulations in 2014, unless he has used wet-weather tyres during Race 1, each driver must use at least one set of each specification of dry-weather tyres during Race One.

The **top ten drivers** score points (25, 18, 15, 12, 10, 8, 6, 4, 2, 1) with **two points** being awarded to the driver who set the fastest lap of the race.

The grid for Race 2 is determined by the finishing order of the first race, with the top 8 positions reversed. Race 2 is run over 120km or 45 minutes (except for Monaco where the race is run over 140km), with no pitstops allowed.

The **top eight finishers** score points (15, 12, 10, 8, 6, 4, 2, 1) and the driver who sets the fastest lap scores **two points**.

Any driver who is not classified in the top ten positions at the end of the race or, didn't start the race from his normal grid position or, changed tyres during race two at a time when climatic conditions did not necessitate the use of a different specification of tyre, will not be eligible for points awarded for fastest lap.

TECHNICAL SPECIFICATIONS

Dimensions

Overall length: 5065 mm
Overall width: 1800 mm
Overall height: 1072 mm (including FOM roll hoop camera)
Wheelbase: 3120 mm
Overall weight: 688 kg (driver on-board)

Engine

V8 - 4 litre naturally aspirated - 612 HP @ 10.000 rpm - made by Mecachrome
8 in 1 exhaust
Fly by wire accelerator system
Rebuild after 4000 to 4500 km
Torque 500Nm @ 8000 rpm

Performances

Acceleration:

0 - 100 km/h, 2.90 sec
0 - 200 km/h, 6.60 sec
Maximum speed: 332 km/h (Monza aero configuration)
Max. braking deceleration -3.5 G
Max. lateral acceleration +/- 3.9 G

Monocoque and Bodywork

Survival cell - Sandwich Carbon/aluminium honeycomb structure made by Dallara
Front and rear wing - Carbon structures made by Dallara
Bodywork - Carbon - Kevlar honeycomb structures made by Dallara

Steering system

Non assisted rack and pinion steering system
XAP steering wheel with dashboard, marshalling display, gear change and clutch paddles

Gearbox

6-speed longitudinal Hewland sequential gearbox
Electro-hydraulic command via paddle shift from steering wheel
AP Carbon clutch
No on-board starter, anti-stall system
Non hydraulic ramp differential

Fuel cell

FIA Standard
Premier FT5 125 litres

Electronic features

Magneti Marelli Marvel 8 ECU/GCU including data logging system
XAP power supply management unit
CAN data acquisition pre-equipment
Beacon receiver

Suspension

Double steel wishbones, pushrod operated, twin dampers and torsion bars suspension (F) and spring suspension (R)

Adjustable ride height, camber and toe

Two way (F) / Four way (R) adjustable Koni dampers

Adjustable anti-roll bar (Front/Rear)

Brakes

6 pistons monobloc Brembo callipers

Hitco carbon-carbon brake discs and pads

Wheels and tyres

F1 standard wheel dimensions

O.Z. Racing

Magnesium rims

13" x 12" front

13" x 13.7" rear

GP2 series specific Pirelli slick tyres

Safety standards

FIA F1 safety standards including: Front, side, rear and steering column impact tests

Front and rear roll hoop, impact structures and monocoque push tests

Anti-intrusion survival cell protection panels

Wheel retainer safety cables

Extinguisher System

LIFELINE (electrically operated)

Camera equipment

Roll hoop, nose cone and face shot camera pre-equipment.






GP2 SERIES CALENDAR 2014

1	04-06 April	Sakhir, Bahrain
2	09-11 May	Barcelona, Spain
3	22-24 May	Monte Carlo, Monaco
4	20-22 June	Spielberg, Austria
5	04-06 July	Silverstone, Great-Britain
6	18-20 July	Hockenheim, Germany
7	25-27 July	Budapest, Hungary
8	22 -24 August	Spa-Francorchamps, Belgium
9	05-07 September	Monza, Italy
10	10-12 October	Sochi, Russia
11	21-23 November	Abu Dhabi, UAE

2014 GP2 SERIES TEAMS & DRIVERS

Car no.	Driver	License	Team
01	Mitch Evans	NZL	RT Russian Time
02	Artem Markelov	RUS	RT Russian Time
03	Felipe Nasr	BRA	Carlin
04	Julian Leal	COL	Carlin
05	Raffaele Marciello	ITA	Racing Engineering
06	Stefano Coletti	MON	Racing Engineering
07	Jolyon Palmer	GBR	DAMS
08	Stéphane Richelmi	MON	DAMS
09	Stoffel Vandoorne	BEL	ART Grand Prix
10	Takuya Izawa	JAO	ART Grand Prix
11	Daniel Abt	GER	Hilmer Motorsport
12	Facu Regalia	ARG	Hilmer Motorsport
14	Adrian Quaife-Hobbs	GBR	Rapax
15	Simon Trummer	SUI	Rapax
16	Rene Binder	AUT	Arden International
17	Andre Negrao	BRA	Arden International
18	Rio Haryanto	IND	EQ8 Caterham Racing
19	Alexander Rossi	USA	EQ8 Caterham Racing
20	Daniël De Jong	NED	MP Motorsport
21	Tio Ellinas	NED	MP Motorsport
22	Sergio Canamasas	ESP	Trident
23	Johnny Cecotto	VEN	Trident
24	Nathanaël Berthon	FRA	Venezuela GP Lazarus
25	Conor Daly	USA	Venezuela GP Lazarus
26	Arthur Pic	FRA	Campos Racing
27	Kimiya Sato	JAP	Campos Racing

2014 GP2 SERIES DRIVER STANDING

Pos	Driver	Points										
1	J. Palmer	117	21	17	18	14	31	2	10	4	18	8
2	F. Nasr	84	4	8	15	15	15	NC	27	NC	6	15
3	J. Cecotto	76	0	0	25	4	12	8	12	15	8	10
4	J. Leal	50	18	10	14	6	NC	0	0	2	27	2
5	S. Vandoorne	43	25	0	0	0	0	0	8	0	12	14
6	S. Coletti	41	12	0	0	1	NC	2	12	14	10	6
7	A. Pic	41	10	0	8	8	8	6	1	0	15	0
8	M. Evans	38	0	2	0	0	18	4	6	8	0	0
9	S. Richelmi	32	0	6	5	2	4	15	0	0	4	4
10	R. Haryanto	26	0	0	10	NC	6	10	0	0	4	0
11	R. Marciello	25	0	0	NC	0	0	0	15	10	0	0
12	S. Canamasas	22	0	0	0	0	10	12	0	0	0	0
13	S. Trummer	18	6	12	0	NC	NC	0	0	0	0	0
14	T. Dillmann	14	0	0	4	10	0	0	0	0		
15	T. Izawa	11	8	0	0	0	NC	NC	2	1	0	0
16	A. Rossi	10	0	0	NC	0	0	0	4	6	0	0
17	A. Quaife-Hobbs	10	1	4	2	0	2	1	0	0	0	0
18	T. Ellinas	7	0	0	6	0	1	0	0	0		
19	R. Binder	3	2	1	0	NC	NC	0	0	0	0	0
20	C. Daly	0	0	NC	0	NC	0	0	0	0	2	1
21	A. Markelov	0	0	0	0	NC	NC	NC	0	0	1	0
22	D. De Jong	0	0	0	NC	0	0	NC	0	0	0	0
23	D. Abt	0	0	0	NC	0	NC	0	0	0	0	0
24	N. Berthon	0	0	0	NC	NC	0	0	0	0	0	0
25	K. Sato	0	NC	0	0	0	0	0	NC	0	0	0
26	A. Negrao	0	0	0	0	0	NC	0	0	0	0	0
27	J. Lancaster	0	0	0	0	0	0	0	0	0	0	0
28	F. Regalia	0	NC	0	NC	0	NC	0	NC	0	0	0
29	A. Jeffries	0	NC	0	0	0	0	0	0	0		

2014 GP2 SERIES TEAM STANDING

Pos	Team	Points										
1	DAMS	183	21	23	23	16	35	17	10	4	22	12
2	CARLIN	171	22	18	29	21	15	0	27	2	16	21
3	TRIDENT	116	0	0	25	4	22	20	12	15	8	10
4	RACING ENGINEERING	96	12	0	0	1	0	2	27	24	16	14
5	ART GRAND PRIX	69	33	0	0	0	0	0	20	1	15	0
6	CAMPOS RACING	67	10	0	8	8	8	6	1	0	27	2
7	RT RUSSIAN TIME	41	0	2	0	0	18	4	6	8	0	0
8	EQ8 CATERHAM RACING	36	0	0	10	0	6	10	4	6	0	0
9	RAPAX	28	7	16	2	0	2	1	0	0	0	0
10	ARDEN INTERNATIONAL	17	2	1	4	10	0	0	0	0	0	0
11	MP MOTORSPORT	10	0	0	6	0	1	0	0	0	2	1
12	VENEZUELA GP LAZARUS	1	0	0	0	0	0	0	0	0	1	0
13	HILMER SPORT	0	0	0	0	0	0	0	0	0	0	0

PRESS CONTACTS

Head of Media and Communications

Alexa Quinn
+33 (0) 6 23 900 777
alexa@gp2series.com

GP 3 SERIES 2014

The most important goal of the GP3 Series is to give young upcoming drivers a chance to develop their driving skills and jump to the next step: GP2 and then onto Formula 1.

The first four seasons have exceeded expectations. The best European teams were chosen to take part, whilst the hottest young motor racing talents from across the globe filled their race seats. There was drama and excitement in abundance, and with the championship going down to the wire in two of three years, we were treated to an epic fight for the crown.

And despite our series only running for four seasons, three of our GP3 Champions have reached the impressive heights of Formula 1 this year: Our first Champion Esteban Gutiérrez will drive for Sauber F1 Team in 2014 for a second season, whilst his successor Valtteri Bottas will continue driving for Williams F1 Team after both completed successful roles as F1 test drivers.

GP3 SERIES PHILOSOPHY AND VALUES

Since its inception the GP2 Series was designed to reflect five core values: performance, cost control, entertainment, safety and preparation. These values remain the guiding principles of the GP3 Series.

The GP3 Series has been designed to keep the GP2 philosophy and its values intact.

Performance

With GP3 lap times beating those of its nearest rivals, it was clear from the outset that we were never going to be just another championship in the ever expanding pool of junior formulae. Over 400HP engines, and no hidden snazzy gadgets like traction control or power steering, means it's all about the driver with these machines. We've also been told they're a lot of fun to drive!

Cost control

Just like our sister Series GP2, GP3 races on the same tracks, on the same weekends and for the same crowds as Formula One with the same impressive display of racing – but for a minute fraction of the cost. Centralised purchasing, strict limits on testing and an outright ban on individual developments means costs are kept in check, while all modifications are made with an eye on how they affect the price structure for the teams.

Entertainment

By far GP3's biggest selling point is the excitement its races provide for the fans. With two races per weekend, reverse grids and 27 identical cars on display, the series never fails to enthrall and entertain. There is also the added bonus of being able to catch the Formula One race after GP3 has packed up for the day!

Safety

Racing at such high speeds means safety is of course of the uppermost priority: the GP3 car has passed every one of the stringent F1 FIA tests. GP2 has been committed to safety over the last six years; something we have ensured is mirrored in the GP3 Series.

Preparation

The record speaks for itself: there has never been an F1 feeder category as successful as the GP2 Series with over half of the 2014 Formula 1 grid consisting of GP2 graduates. GP3 is following in the footsteps of its big sister series with three of our GP3 Champions having already been snapped up by F1 teams for 2014 with 15 progressing to GP2 and beyond which is high praise indeed.

TECHNICAL SIDE: THE CAR UP CLOSE

Design criteria

- Aerodynamics optimized to facilitate overtaking. Very low ride height sensitivity and wide range of suspension set up possibilities.
- Cost effectiveness
- Compliant to FIA safety rules.
 - Static tests.
 - Crash tests.
 - Anti intrusion panels.
 - Drivers head protection.

Technology:

- Compromise between performance and cost effectiveness wherever possible.
- Extensive use of composite materials but limited usage of the most expensive carbon fibers.
- Sequential gearbox
- Electro-hydraulic gear shift system.
- All in one ECU- GCU – Data logger equipment.
- High speed data acquisition system but no telemetry.

Chassis and Bodywork

- Chassis designed by Dallara Automobili.
- Carbon Monocoque complying to FIA Safety standards.
- Front and rear wing made out of carbon composite material.

Engine

- AER 6 cylinder 3.4 litres naturally aspirated 400 HP @ 8000 rpm.
- Fly by wire throttle system.

Gearbox

- Bespoke six gear longitudinal gearbox designed by Hewland.
- Magneti Marelli electro-hydraulic command via paddle shift from steering wheel.

Tyres

- Pirelli tyres.
- Three specific compounds developed for GP3 to provide:
The best suitable compound for every circuit.

Tyre sizes 2014:

- Slick front tyres: 250/575-13
- Slick rear tyres: 290/590-13
- Wet front tyres: 250/575-13
- Wet rear tyres: 290/590-13

Performance

- A top speed of 285km/h.
- Lateral acceleration up to +/- 2.6 G.
- Maximum braking deceleration -1.9 G
- Acceleration 0 – 100 km/h: 3.0 seconds
- Acceleration 0 – 200km/h: 7.7 seconds




GP3 SERIES CALENDAR 2014

1	09-11 May	Barcelona, Spain
2	22-24 May	Monte Carlo, Monaco
3	20-22 June	Spielberg, Austria
4	04-06 July	Silverstone, Great-Britain
5	18-20 July	Hockenheim, Germany
6	25-27 July	Budapest, Hungary
7	22 -24 August	Spa-Francorchamps, Belgium
8	05-07 September	Monza, Italy
9	10-12 October	Sochi, Russia
10	21-23 November	Abu Dhabi, UAE

GP3 SERIES TEAMS & DRIVERS

Car no.	Driver	License	Team Name
1	Alex Fontana	SUI	ART GRAND PRIX
2	Marvin Kirchhöfer	GER	ART GRAND PRIX
3	Dino Zamparelli	GBR	ART GRAND PRIX
4	Robert Visoiu	ROU	ARDEN INTERNATIONAL
5	Patric Niederhauser	SUI	ARDEN INTERNATIONAL
6	Jann Mardenborough	GBR	ARDEN INTERNATIONAL
7	Carmen Jordá	ESP	KOIRANEN GP
8	Jimmy Eriksson	SWE	KOIRANEN GP
9	Santiago Urrutia	URU	KOIRANEN GP
10	Alex Lynn	GBR	CARLIN
11	Emil Bernstorff	GBR	CARLIN
12	Luis Sá Silva	MAC	CARLIN
14	Patrick Kujala	FIN	MARUSSIA MANOR RACING
15	Ryan Cullen	GBR	MARUSSIA MANOR RACING
16	Dean Stoneman	GBR	MARUSSIA MANOR RACING
17	Nikolay Martsenko	RUS	HILMER MOTORSPORT
18	Nelson Mason	CAN	HILMER MOTORSPORT
19	Riccardo Agostini	ITA	HILMER MOTORSPORT
20	Pål Varhaug	NOR	JENZER MOTORSPORT
21	Mathéo Tuscher	SUI	JENZER MOTORSPORT
22	Adderly Fong	HKG	JENZER MOTORSPORT
23	Victor Carbone	BRA	TRIDENT
24	Roman De Beer	RSA	TRIDENT
25			TRIDENT
26	Nick Yelloly	GBR	STATUS GRAND PRIX
27	Richie Stanaway	NZL	STATUS GRAND PRIX
28	Alfonso Celis Jr	MEX	STATUS GRAND PRIX

GP3 SERIES DRIVER STANDING

Pos	Driver	Points						
1	A. Lynn	86	31	0	31	0	20	4
2	J. Eriksson	78	18	4	15	12	29	0
3	R. Stanaway	68	15	8	12	10	6	17
4	E. Bernstorff	58	0	1	18	17	12	10
5	M. Kirchhöfer	49	10	6	10	0	15	8
6	N. Yelloly	38	2	2	6	6	10	12
7	M. Tuscher	25	4	12	8	0	0	1
8	D. Zamparelli	25	8	10	0	1	4	2
9	D. Stoneman	22	6	15	0	0	1	0
10	P. Kujala	16	12	0	2	2	0	0
11	R. Agostini	14			0	0	8	6
12	R. De Beer	8	0	0	0	8	0	0
13	P. Niederhauser	8	1	2	1	4	0	0
14	L. Sá Silva	4	0	0	4	0	0	0
15	J. Mardenborough	2	0	0	0	0	2	0
16	P. Varhaug	0	0	0	0	0	0	0
17	A. Celis Jr	0	0	0	0	0	0	0
18	A. Fong	0	0	0	0	0	0	0
19	R. Visoiu	0	0	0	0	0	0	0
20	A. Fontana	0	0	0	0	0	0	0
21	S. Urrutia	0	0	0	0	0	0	0
22	N. Mason	0	0	0	0	0	0	0
23	R. Cullen	0	0	0	0	0	0	0
24	B. Visser	0	0	0				
25	V. Carbone	0	0	0	0	0	0	0
26	C. Jordá	0	0	0	0	0	0	0
27	N. Martsenko	0			0	0		
28	I. Taranov	0	0	0				
29	D. Nagulin	0	0	0				

GP3 SERIES TEAM STANDING

Pos	Team	Points						
1	Carlin	148	31	1	53	17	32	14
2	Status Grand Prix	106	17	10	18	16	16	29
3	Koiranen GP	78	18	4	15	12	29	0
4	ART Grand Prix	74	18	16	10	1	19	10
5	Marussia Manor Racing	38	18	15	2	2	1	0
6	Jenzer Motorsport	25	4	12	8	0	0	1
7	Hilmer Motorsport	14	0	0	0	0	8	6
8	Arden International	10	1	2	1	4	2	0
9	Trident	8	0	0	0	8	0	0

PRESS CONTACTS

Head of Media and Communications

Alexa Quinn
+33 (0) 6 23 900 777
alexa@gp3series.com

PORSCHE MOBIL 1 SUPERCUP

The flagship of 19 Porsche one-make race series worldwide

The Porsche Mobil 1 Supercup has run exclusively as support to the Formula 1 races since 1993. The flagship series of Porsche's 19 one-make cups worldwide has thrived in this exceptional environment. The Porsche Mobil 1 Supercup, in which the Porsche 911 GT3 Cup (Type 991) will race again after its successful debut last season, is not only regarded as an excellent recommendation for drivers aiming for a career in GT and prototype racing, but also offers partners and teams a perfect business platform. The 30-minute sprint races are contested just before the Formula 1 Grands Prix. Austin is new on the calendar this season as the venue for the season finale with two rounds.

The secret is in the mix: Talented youngsters and ambitious teams pit themselves against seasoned specialists and use the Porsche Mobil 1 Supercup to attract attention. The series has proven itself as an excellent springboard, with Michael Christensen as a classic example: Last year the Dane contested his maiden Supercup season as a Porsche junior. Thanks to consistently good results including victory on the Nürburgring, he earned himself a contract this year with the Porsche factory squad. Keen to follow in his footsteps, this year are several other Porsche juniors: Klaus Bachler (Austria) as well as New Zealander Earl Bamber as the winner of the Porsche Motorsport International Cup Scholarship. Both receive support from Porsche with a funding package worth 200,000 Euro. Porsche juniors Connor de Phillippi (USA), Alex Riberas (Spain) and Sven Müller (Germany) also want to make a good impression.

The Porsche Mobil 1 Supercup Organisation runs the race series for customer teams. The comprehensive service for customers and partners ranges from the delivery of turn-key Porsche 911 GT3 Cup cars, to the positioning of the series alongside Formula 1 and the complete Porsche presence in the paddock through to TV arrangements and seminars for the team technicians. The Porsche Mobil 1 Supercup offers drivers and teams professional international motorsport at reasonable costs. Long-term planning and stable sporting and technical regulations ensure consistency.

The vehicle

Behind the ongoing success of the Porsche Mobil 1 Supercup as a race series is the close competition as well as the absolute equality of chances. The 911 GT3 Cup, based on the street legal 911 GT3 RS lightweight sports car, has been fielded in the series since 2013. Whilst the aerodynamics with a wider rear-wing is adapted for racing, the 460 hp 3.8-litre boxer engine is similar to the production unit. All racing cars are technically identical, as are the Michelin tyres and the fuel. Victory or defeat is totally dependent on the skill of the driver, the astuteness of the team – and that touch of elusive race luck.

The classifications

There are four different classifications: A and B for drivers as well as team and rookie classifications. For drivers and teams, points are allocated accordingly: 20-18-16-14- 12-10-9-8-7-6-5-4-3-2-1. There is no discard ruling. For the team classification, points of two drivers that the team nominates at the documentation are added together.

Attractive prize money

For the 2014 season Porsche pays out more than 730,000 Euros in prize money to drivers and teams. The overall winner receives an additional prize. The winner of the rookie classification receives an extra 30,000 Euros when he/she re-registers in the Porsche Mobil 1 Supercup for the following year.

Live on TV

The stations Eurosport and Sky broadcast all races of the Porsche Mobil 1 Supercup live or delayed-to-live, with highlights and background reports also going to air. After each race, Formula One World Championship Limited (FOWC) makes footage available to TV stations worldwide. In 2013, 16.24 million viewers on five continents witnessed around 465 hours of TV coverage.

PRESS CONTACTS


Öffentlichkeitsarbeit and Press Motorsport
 Oliver Hilger
 Telephone +49 (0) 7 11 9 11 – 2 65 09
 E-Mail oliver.hilger@porsche.de

PORSCHE MOBIL 1 SUPERCUP 2014 CALENDAR

09 – 11 May	Gran Premio de Espana	Barcelona	Round 1
22 – 25 May	Grand Prix de Monaco	Monaco	Round 2
20 – 22 June	Austrian Grna Prix	Spielberg	Round 3
04 – 06 July	British Grand Prix	Northampton	Round 4
18 – 20 July	German Grand Prix	Hockenheim	Round 5
25 – 27 July	Magyar Nagydij	Budapest	Round 6
22 – 24 August	Belgian Grand Prix	Liège	Round 7
05 – 07 September	Gran Premio d'Italia	Milan	Round 8
31 October – 2 November	United States GP	Austin	Round 9+10





PORSCHE MOBIL 1 SUPERCUP

DRIVER STANDINGS





Pos	Entry No.	Driver	Nation	Total				
1	14	Kuba Giermaziak	POL	66	8	20	20	18
2	19	Earl Bamber	NZL	53	20	7	10	16
3	15	Ben Barker	GBR	43	16	12	8	7
4	12	Philipp Eng	AUT	42	18	18	(DNF)	6
5	11	Sven Müller	GER	42	6	10	16	10
6	4	Michael Ammermüller	GER	40	(DNS)	16	12	12
7	8	Christian Engelhart	GER	39	14	8	14	3
8	17	Connor de Phillippi	USA	37	5	14	4	14
9	5	Clemens Schmid	AUT	33	7	0	6	20
10	6	Jeffrey Schmidt	SUI	28	10	(DNS)	18	-
11	7	Klaus Bachler	AUT	26	4	6	7	9
12	16	Robert Lukas	POL	22	(DNF)	9	5	8
13	2	Alex Riberas	ESP	21	12	0	9	(DNF)
14	9	Christopher Zöchling	AUT	13	9	3	0	1
15	18	Bas Schothorst	NED	9	3	4	2	0
16	10	Sean Johnston	USA	7	0	5	-	2
17	3	Kevin Estre	FRA	5	-	-	-	5
18	1	Pieter Schothorst	NED	5	(DNF)	0	1	4
19	3	Fabien Thuner	SUI	3	-	-	3	-
20	22	Enrico Fulgenzi	ITA	3	2	1	-	-
21	3	Chris Bauer	GER	2	0	2	-	-
22	20	Philip Hirschi	SUI	1	1	0	0	-
23	23	Thomas Biagi	RSM	0	0	0	0	0
24	20	Alif Hamdan	MAS	0	-	-	-	0
25	6	Nicki Thiim	DEN	0	-	-	-	0
26	21	Mario Marasca	ITA	0	0	0	0	(DNF)

PORSCHE MOBIL 1 SUPERCUP

SPECIAL CLASSIFICATION "Rookie of the Year"

Pos	Entry No.	Driver	Nat	Points				
1	19	Earl Bamber	NZL	53	20	7	10	16
2	11	Sven Müller	GER	42	6	10	16	10
3	17	Connor de Phillippi	USA	37	5	14	4	14
4	6	Jeffrey Schmidt	SUI	28	10	(DNS)	18	-
5	2	Alex Riberas	ESP	21	12	0	9	(DNF)
6	9	Christopher Zöchling	AUT	13	9	3	0	1
7	1	Pieter Schothorst	NED	5	(DNF)	0	1	4
8	3	Fabien Thuner	SUI	3	0	0	3	-
9	22	Enrico Fulgenzi	ITA	3	2	1	-	-
10	3	Chris Bauer	GER	2	0	2	-	-
11	20	Philip Hirschi	SUI	1	1	0	0	-
12	20	Alif Hamdan	MAS	0	-	-	-	0
13	21	Mario Marasca	ITA	0	0	0	0	(DNF)

TEAM STANDING

Pos	Team	Nat	Points								
1	VERVA LECHNER RACING TEAM	AUT	114	16	9	20	12	20	9	20	8
2	TEAM PROJECT 1	GER	91	18	8	18	10	18	0	12	7
3	KONRAD MOTORSPORT	GER	73	14	6	8	6	16	8	10	5
4	FACH AUTO TECH	SUI	70	20	4	7	3	12	3	18	3
5	FORCH RACING BY LUKAS MOTORSPORT	POL	66	7	0	14	9	6	5	16	9
6	WALTER LECHNER RACING TEAM	AUT	63	10	0	16	DNS	14	7	14	2
7	MC GREGOR powered by ATTEMPTO RACING	GER	38	12	0	4	2	10	4	6	DNF
8	MOMO-MEGATRON	USA	16	5	3	1	0	2	1	4	DNF