



2013 FORMULA 1
AIRTEL INDIAN GRAND PRIX
NEW DELHI
25-26-27 OCTOBER

formulaoneTMmedia
OFFICIAL MEDIA KIT



TABLE OF CONTENTS

Section 1

General Information

Organizing Committee	02
Programme Schedule	03

Section 2

Buddh International Circuit Information

Maps and Directional Guidelines	05
Opening Hours	09
Media Shuttle Service	10
Media Staff	11
Media Centre Facilities	12
Press Conference Schedule	13

Section 3

FIA Formula One World Championship

2013 Calendar and Race Winners	14
2013 Championship Standings	49
2012 Championship Standings	51
2012 Race Winners	53

Section 4

Formula 1 Teams & Drivers Information

54-64

Section 5

Indian Grand Prix

Circuit Facts	65
Previous Race Results	66



ORGANIZING COMMITTEE

1	Chairman	Manoj Gaur
2	MD & CEO	Sameer Gaur
3	Marketing & Ticketing	Jhanvi Sharma
4	Security	Qamar Ahmed
5	Corporate Communication	Askari Zaidi
6	Race Project Management	Kamal Dhawan
7	Clerk of the Course	Farhan Vohra
8	Media Centre	Manoj Kumar
9	Circuit Maintenance	Arvind Govil
10	Events & Promotion	Atul Gupta

PROGRAMME SCHEDULE

THURSDAY

10.00	16.00	FORMULA ONE	Initial Scrutineering
13.00	15.00	FORMULA ONE	Track Familiarisation and Systems Checks - Track Closed
15.00		FORMULA ONE	Press Conference - Press Room
16.00		FORMULA ONE	Team Managers' Meeting
16.00	17.00	FORMULA ONE	F1 Drivers Autograph Session (Starting Grid)

FRIDAY

09.20		FORMULA ONE	Medical Inspection
09.30	09.45	FORMULA ONE	Track Inspection and Track Test
10.00	11.30 ¹	FORMULA ONE	First Practice Session
12.00	12.30 ¹	MRF CHALLENGE	Practice Session
12.35	13.45	FORMULA ONE	Paddock Club Pit Lane Walk
13.30	13.40	FORMULA ONE	Track Inspection
14.00	15.30 ¹	FORMULA ONE	Second Practice Session
16.00	17.00	FORMULA ONE	Press Conference - Press Room
16.00	16.30	MRF CHALLENGE	Qualifying Session
17.00		FORMULA ONE	Drivers Meeting
17.45		TRACK ACTIVITY	Marshal Pit Lane Walk

* These times refers to the start of the formation lap 1 Fixed And Session 2 Approximate finishing time

PLEASE NOTE THAT THIS TIMETABLE IS SUBJECT TO AMENDMENTS

PROGRAMME SCHEDULE

SATURDAY

09.50	10.40	FORMULA ONE	Paddock Club Pit Lane Walk
10.00	10.30	FORMULA ONE	Team Pit Stop Practice
10.20		FORMULA ONE	Medical Inspection
10.30	10.45	FORMULA ONE	Track Inspection and Track Test
11.00*	12.00 ¹	FORMULA ONE	Third Practice Session
12.30	13.45	FORMULA ONE	Paddock Club Pit Lane Walk
13.30	13.40	FORMULA ONE	Track Inspection
14.00	15.00	FORMULA ONE	Qualifying Session
15.30	16.00 ²	MRF CHALLENGE	First Race (10 Laps or 25 Mins)

SUNDAY

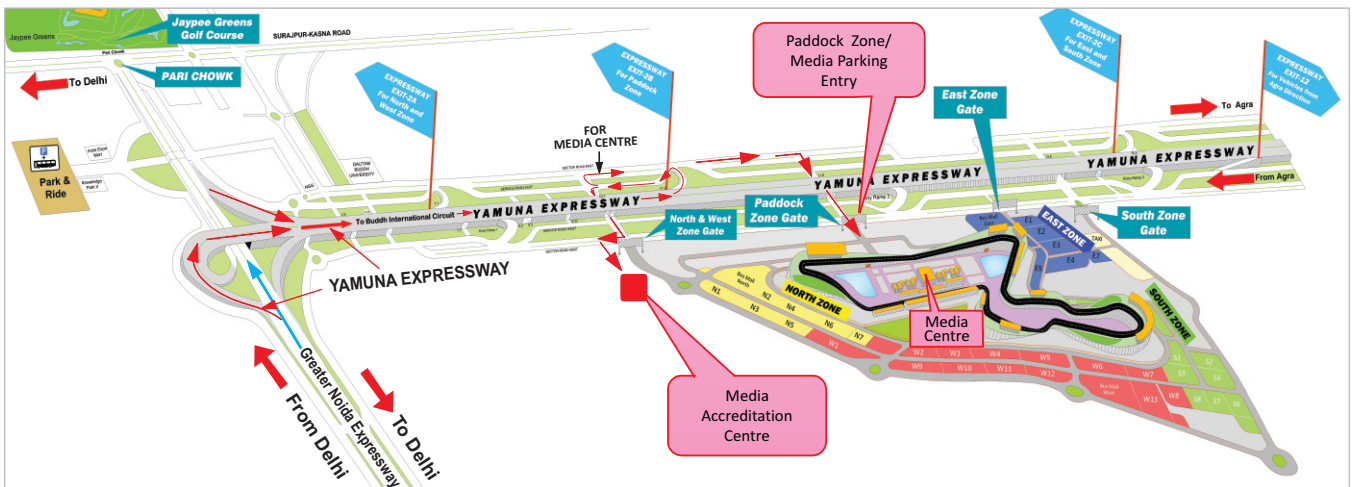
09.45	10.40	FORMULA ONE	Paddock Club Pit Lane Walk
10.00	10.15	FORMULA ONE	Marshalling System Track Test
11.00*	11.30 ²	MRF CHALLENGE	Second Race (10 Laps Or 25 Mins)
12.00		FORMULA ONE	Drivers' Meeting (if Necessary)
12.35	14.15	FORMULA ONE	Paddock Club Pit Lane Walk
13.30		FORMULA ONE	Drivers Grid Parade (p)
13.45	14.15	FORMULA ONE	Starting Grid Presentation
14.00		FORMULA ONE	Medical Inspection
14.10	14.20	FORMULA ONE	Track Inspection
14.30		FORMULA ONE	Pit Lane Open
14.45		FORMULA ONE	Pit Lane Closed Grid Information
14.46		FORMULA ONE	National Anthem
15.00*	17.00 ²	FORMULA ONE	Grand Prix (60 Laps Or 120 Mins)

* These times refers to the start of the formation lap 1 Fixed And Session 2 Approximate finishing time

PLEASE NOTE THAT THIS TIMETABLE IS SUBJECT TO AMENDMENTS

MAPS & DIRECTIONAL GUIDELINES

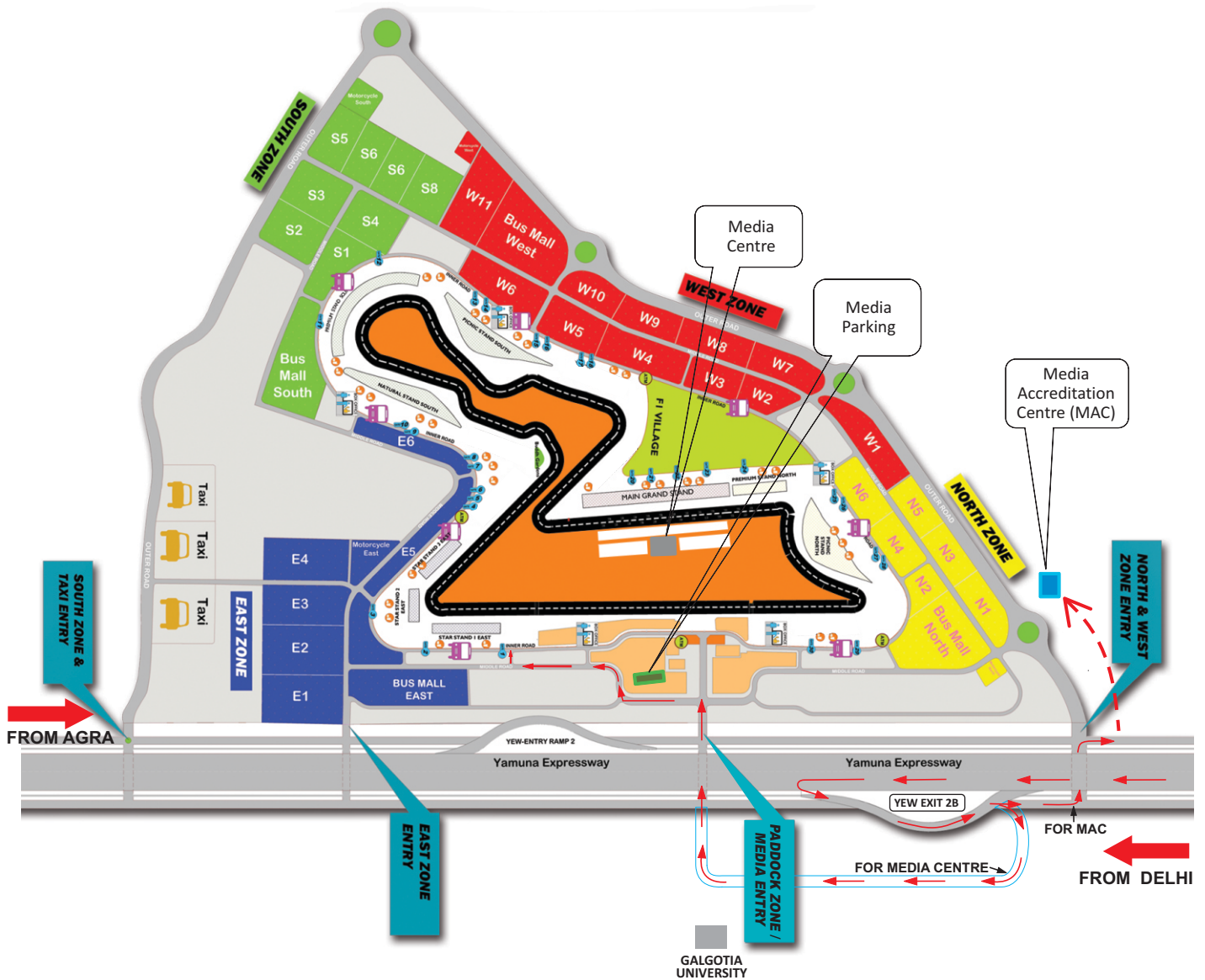
MEDIA ACCREDITATION CENTRE LOCATION



Buddh International Circuit
Jaypee Sports City, Sec-25
YEIDA, Along Yamuna Expressway,
Gautam Budh Nagar, UP, India
Tel.: +91 4429 498
www.buddhinternationalcircuit.co.in

MAPS & DIRECTIONAL GUIDELINES

MAC, MEDIA PARKING & MEDIA CENTRE LOCATION

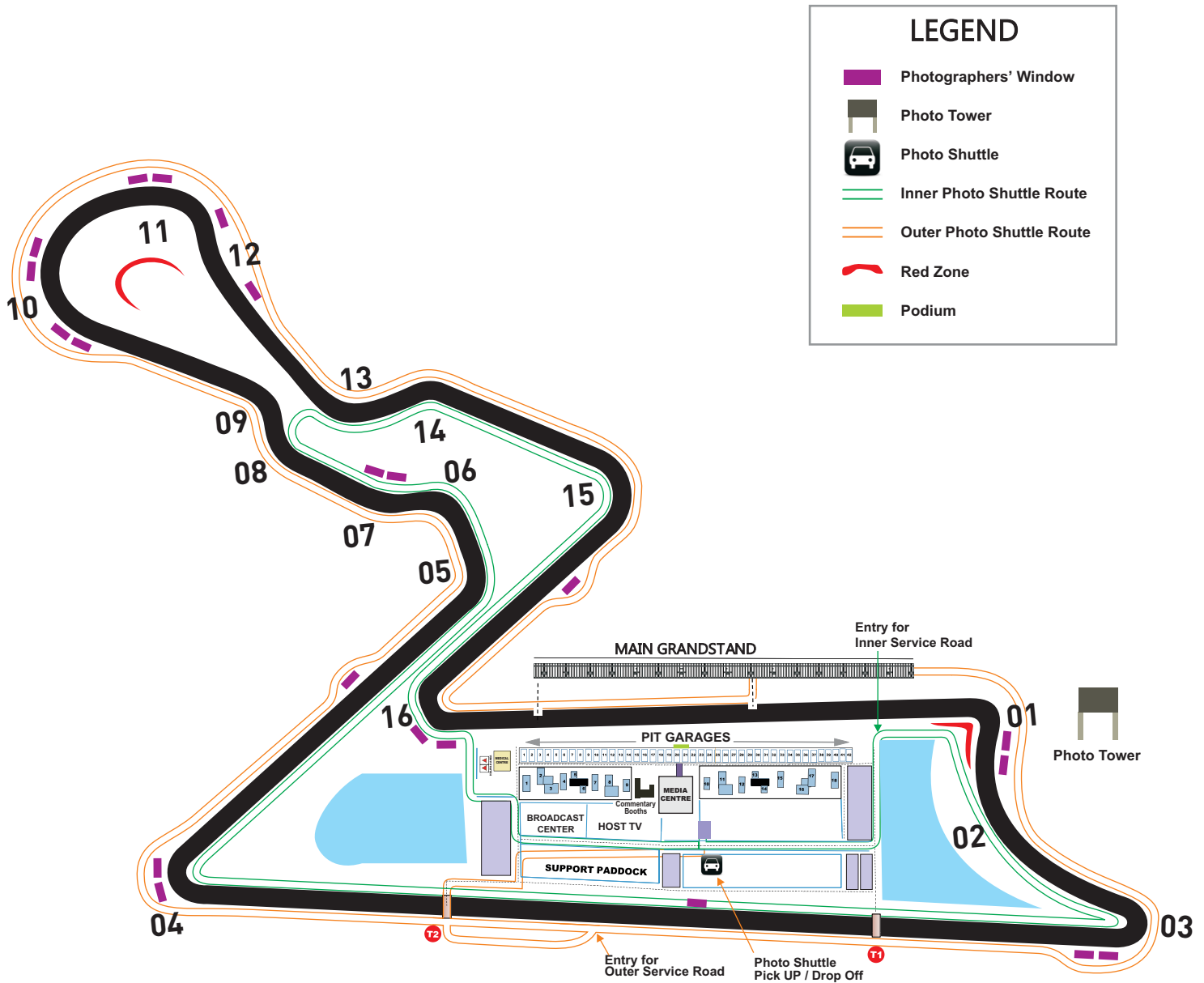


MEDIA CENTRE LAYOUT





PHOTOGRAPHERS' SHUTTLE ROUTE & RED ZONE





MEDIA CENTRE

OPENING HOURS

MEDIA ACCREDITATION CENTRE

Day	Date	Time
Wednesday	23/10/2013	11.00 hrs - 18.00 hrs
Thursday	24/10/2013	08.00 hrs - 18.00 hrs
Friday	25/10/2013	08.00 hrs - 16.00 hrs
Saturday	26/10/2013	08.00 hrs - 12.00 hrs
Sunday	27/10/2013	08.00 hrs - 12.00 hrs

MEDIA CENTRE

Day	Date	Time
Wednesday	23/10/2013	12.00 hrs- 20.00 hrs
Thursday	24/10/2013	09.00 hrs -22.00 hrs
Friday	25/10/2013	07.00 hrs- 23.00 hrs
Saturday	26/10/2013	07.00 hrs - 01.00 hrs
Sunday	27/10/2013	07.00 hrs- until the last journalist leaves



MEDIA SHUTTLE SERVICE AND OPERATING HOURS

There will be three sets of media shuttle operations:

1. Photo Shuttle around the service roads

Formula One Practice sessions and Qualifying session

- First departure 60 minutes before start of the session
- Last departure 40 minutes before the start of the session
- Pick-up 5/10 minutes after the chequered flag

Formula One Race

- First departure 90 minutes before the starting time of the race
- Last departure 75 minutes before the start of the race
- No pick-up

Support Races Practice sessions and Qualifying sessions

- First departure 10 minutes before start of session

Support Races – Race

- First departure 15 minutes before start of race

2. Between Media Accreditation Centre (MAC) -Media Parking-Media Centre

Media shuttle service will be in operation between the Media Accreditation Centre to Media Centre and Media parking to Media Centre from 1100 hrs on Wednesday. This service will run throughout the opening hours of the media centre.

3. Media Shuttle Service from Delhi and Noida

Media Shuttle service is also available for the FIA accredited media from different locations in New Delhi and Noida. The pick up/drop off points are as following -

New Delhi - Press Club of India Parking, Raisina Road

Noida - Near Petrol Pump, GIP Mall, Sector 18

Greater Noida – In front of Axis Bank, Alpha Market

*for shuttle timings please follow the notice board at the media centre reception

MEDIA CENTRE CONTACTS

FIA F1 Head of Communications & Media Delegate

Matteo Bonciani

Email: mbonciani@fia.com

FIA Communications

Pat Behar

Email: pbehar@fia.com

Media Manager

Askari Zaidi

+ 91 9999969189

Email: askari.zaidi@jalindia.co.in

National Press Officer

Manoj Kumar

+ 91 9873678935

Email: manoj2.kumar@jalindia.co.in

MEDIA CENTRE FACILITIES

Media Centre staff at the reception desk will assist you with seating allocation, locker allocation, internet connection and, if required, phone connection.

Lockers

Lockers are available in the Media Centre, for both journalists and photographers. You will need to pay a refundable security deposit of Rs 500/ 10 Euro per locker.

Internet

A high-speed broadband internet connection is available to all journalists and photographers, free of cost.

Telecommunications

Telephones are provided on request. To avail this facility, you will need to make a payment of Rs 2500 or 35 Euros as security deposit and bills will have to be cleared daily, at the time when you are leaving the Media Centre for the day. Please note that Rs 700 or 10 Euros will be deducted from the security deposit in addition to the calls made.

Media Telecom Centre

5 public telephones, 5 computers with internet connection, 1 copier and 1 telefax service are available in the media telecom centre free of charge.

IT Support

Should you encounter any problem with your internet and/or phone connection, please get in touch with the Media Centre reception staff, who will arrange for tech/IT support.

Media café

Complimentary tea, coffee and sandwiches are available for the media in the Media Café located on the first floor of the Media Centre



PRESS CONFERENCE SCHEDULE

All FIA press conferences will take place in the Press Conference Room

Day	Time	Participants
Thursday	1500 hrs	A maximum of six drivers chosen by the FIA F1 Head of Communications & Media Delegate
Friday	1600 hrs	A maximum of six team personalities chosen by the FIA F1 Head of Communications & Media Delegate
Saturday	Post Qualifying*	Top three drivers of the qualifying session
Sunday	Post Race*	Top three finishing drivers

*The qualifying and post race press conferences will take place after the television unilateral interviews, which will be broadcasted in the Media Centre and Press Conference Room.

Additional Media Opportunities in TV Interview area

Qualifying: All drivers eliminated in Q1 or Q2 will be available for media interviews immediately after the end of each session, as well as drivers who participated in Q3 and are not required to take part in the post-qualifying press conference.

Race: Any driver retiring before the end of the race will be available for media interviews after his return to the paddock. In addition, all drivers who finish the race outside the top three will be available immediately after the end of the race for media interviews, at each team's individual garages/hospitality or at the back of the FIA garage.



2013 FIA FORMULA 1 WORLD CHAMPIONSHIP

CALENDAR AND RACE WINNERS

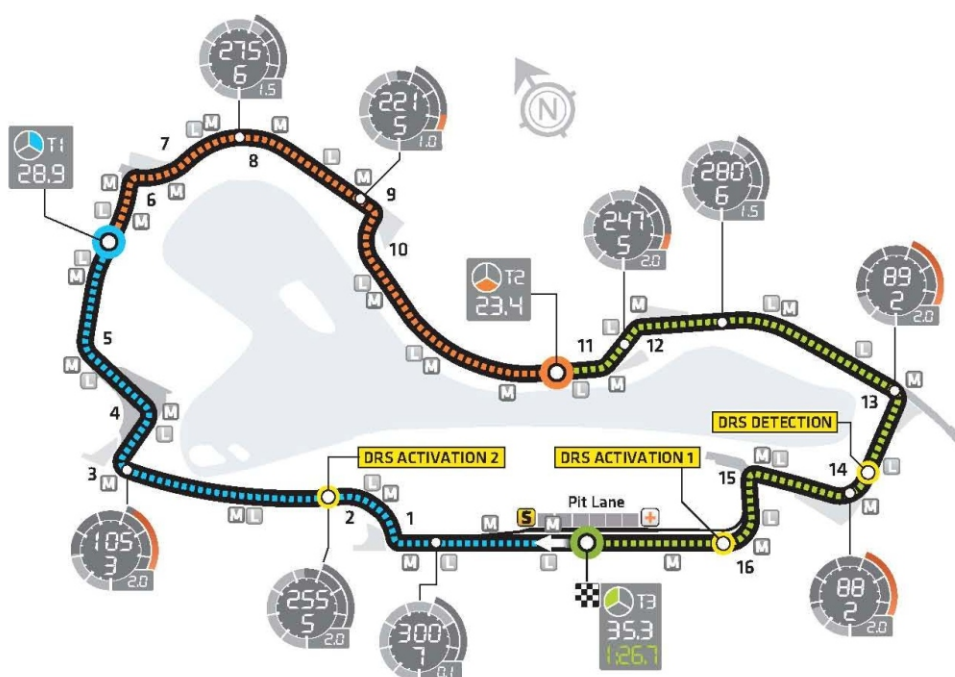
Grand Prix	Date	Winner	Team	Laps	Time
Australia	17/03/2013	K. Räikkönen	Lotus F1 Team	58	1:30:03.225
Malaysia	24/03/2013	S. Vettel	Infiniti Red Bull Racing	56	1:38:56.681
China	14/04/2013	F. Alonso	Scuderia Ferrari	56	1:36:26.945
Bahrain	21/04/2013	S. Vettel	Infiniti Red Bull Racing	57	1:36:00.498
Spain	12/05/2013	F. Alonso	Scuderia Ferrari	66	1:39:16.596
Monaco	26/05/2013	N. Rosberg	Mercedes AMG F1 Petronas Team	78	2:17:52.056
Canada	09/06/2013	S. Vettel	Infiniti Red Bull Racing	70	1:32:09.143
Great Britain	30/06/2013	N. Rosberg	Mercedes AMG F1 Petronas Team	52	1:32:59.456
Germany	07/07/2013	S. Vettel	Infiniti Red Bull Racing	60	1:41:14.711
Hungary	28/07/2013	L. Hamilton	Mercedes AMG F1 Petronas Team	70	1:42:29.445
Belgium	25/08/2013	S. Vettel	Infiniti Red Bull Racing	44	1:23:42.196
Italy	08/09/2013	S. Vettel	Infiniti Red Bull Racing	53	1:18:33.352
Singapore	22/09/2013	S. Vettel	Infiniti Red Bull Racing	61	1:59:13.132
Korea	06/10/2013	S. Vettel	Infiniti Red Bull Racing	55	1:43:13.701
Japan	13/10/2013	S. Vettel	Infiniti Red Bull Racing	53	1:26:49.301
India	27/10/2013				
Abu Dhabi	03/11/2013				
United States	17/11/2013				
Brazil	24/11/2013				

2013 FIA FORMULA 1 WORLD CHAMPIONSHIP

ALBERT PARK CIRCUIT (MELBOURNE)

Australian Grand Prix

Race Date	17 Mar 2013	Race Distance	307.574 Km
Circuit Length	5.303 Km	Number of Laps	58



Speed Kmh Gear	Braking Lateral G-Force	Timing Sector Sector Time Lap Time	Sector 1 Sector 2 Sector 3	Circuit Safety Car Light Panels	Start Medical Car Run-off Areas	Finish Marshals Gravel Traps
-------------------	----------------------------	--	----------------------------------	---------------------------------------	---------------------------------------	------------------------------------

Albert Park is a temporary circuit with parts of the track used by general road traffic for the majority of the year. As such, it features unusually high grip-evolution (and thus falling lap times) over the course of the weekend, as the track 'rubbers-in'.

In common with Abu Dhabi, the Australian Grand Prix has a local start time of 5pm. Unlike the event at Yas Island, this race finishes in daylight – but the low angle of the sun and the lengthening shadows have been known to make the latter stages of the race difficult for drivers.

2013 FIA FORMULA 1 WORLD CHAMPIONSHIP

AUSTRALIAN GRAND PRIX - RESULT

RACE CLASSIFICATION 2013

	POSITION	DRIVER	TEAM	LAPS	TIME
	1	Kimi Raikkonen	Lotus F1 Team	58	1:30:03.225
	2	Fernando Alonso	Scuderia Ferrari	58	1:30:15.676
	3	Sebastian Vettel	Infiniti Red Bull Racing	58	1:30:25.571
	4	Felipe Massa	Scuderia Ferrari	58	1:30:36.802
	5	Lewis Hamilton	Mercedes AMG Petronas F1 Team	58	1:30:48.786
	6	Mark Webber	Infiniti Red Bull Racing	58	1:30:50.025
	7	Adrian Sutil	Sahara Force India F1 Team	58	1:31:08.293
	8	Paul Di Resta	Sahara Force India F1 Team	58	1:31:11.674
	9	Jenson Button	Vodafone McLaren Mercedes	58	1:31:24.855
	10	Romain Grosjean	Lotus F1 Team	58	1:31:25.984
	11	Sergio Perez	Vodafone McLaren Mercedes	58	1:31:26.592
	12	Jean-Eric Vergne	Scuderia Toro Rosso	58	1:31:27.082
	13	Esteban Gutiérrez	Sauber F1 Team	57	1:30:32.317
	14	Valtteri Bottas	Williams F1 Team	57	1:30:39.768
	15	Jules Bianchi	Marussia F1 Team	57	1:31:41.295
	16	Charles Pic	Caterham F1 Team	56	1:30:18.894
	17	Max Chilton	Marussia F1 Team	56	1:30:53.253
	18	Giedo Van der Garde	Caterham F1 Team	56	1:31:19.879
	-	Daniel Ricciardo	Scuderia Toro Rosso	DNF	
	-	Nico Rosberg	Mercedes AMG Petronas F1 Team	DNF	
	-	Pastor Maldonado	Williams F1 Team	DNF	
	-	Nico Hulkenberg	Sauber F1 Team	DNF	
FASTEST LAP					
		Kimi Raikkonen	Lotus F1 Team	56	1:29.274

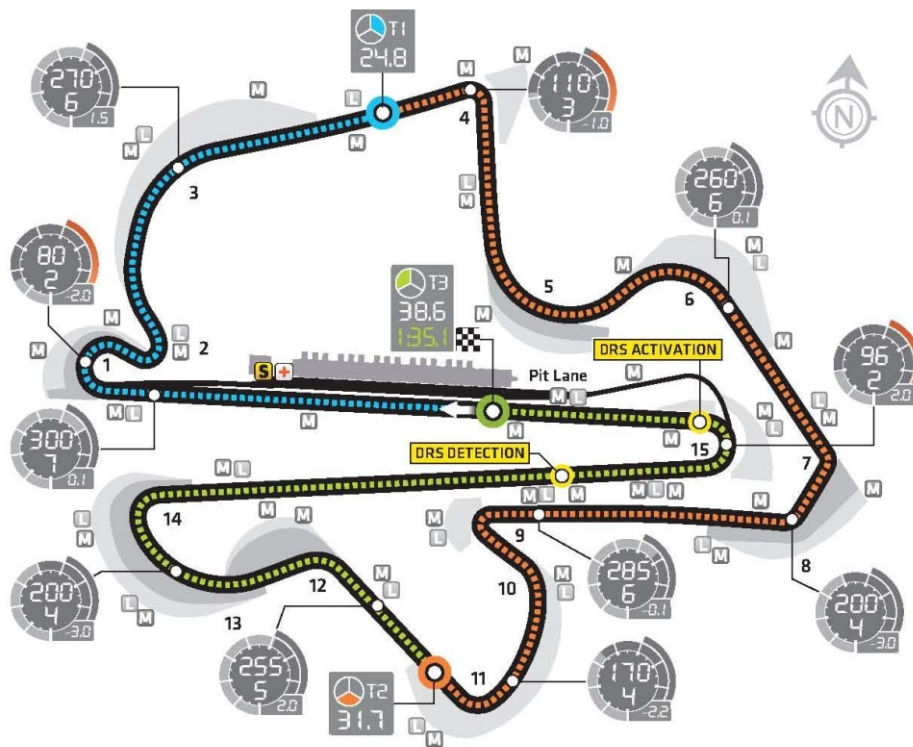
2013 FIA FORMULA 1 WORLD CHAMPIONSHIP

SEPANG CIRCUIT

Malaysian Grand Prix

Race Date 24 Mar 2013 Race Distance 310.408 Km

Circuit Length 5.543 Km Number of Laps 56



Designed by Hermann Tilke, Sepang is one of the most technical circuits in Formula One. The combination of long high-speed straights, and tight twisting complexes make the track very complicated, but also perfect for overtaking as the track itself is very wide. The drivers love it and, along with Malaysia's distinct atmosphere, it makes for an experience unique in Formula One.

2013 FIA FORMULA 1 WORLD CHAMPIONSHIP

MALAYSIAN GRAND PRIX - RESULT

RACE CLASSIFICATION 2013

POSITION	DRIVER	TEAM	LAPS	TIME
1	Sebastian Vettel	Infiniti Red Bull Racing	56	1:38:56.681
2	Mark Webber	Infiniti Red Bull Racing	56	1:39:00.979
3	Lewis Hamilton	Mercedes AMG Petronas F1 Team	56	1:39:08.862
4	Nico Rosberg	Mercedes AMG Petronas F1 Team	56	1:39:09.321
5	Felipe Massa	Scuderia Ferrari	56	1:39:22.329
6	Romain Grosjean	Lotus F1 Team	56	1:39:32.245
7	Kimi Raikkonen	Lotus F1 Team	56	1:39:45.160
8	Nico Hulkenberg	Sauber F1 Team	56	1:39:49.725
9	Sergio Perez	Vodafone McLaren Mercedes	56	1:40:09.038
10	Jean-Eric Vergne	Scuderia Toro Rosso	56	1:40:23.805
11	Valtteri Bottas	Williams F1 Team	56	1:40:25.291
12	Esteban Gutiérrez	Sauber F1 Team	55	1:39:01.194
13	Jules Bianchi	Marussia F1 Team	55	1:39:55.128
14	Charles Pic	Caterham F1 Team	55	1:40:29.370
15	Giedo Van der Garde	Caterham F1 Team	55	1:40:38.354
16	Max Chilton	Marussia F1 Team	54	1:39:14.486
17	Jenson Button	Vodafone McLaren Mercedes	53	1:35:35.060
18	Daniel Ricciardo	Scuderia Toro Rosso	51	1:32:16.617
-	Pastor Maldonado	Williams F1 Team	DNF	
-	Adrian Sutil	Sahara Force India F1 Team	DNF	
-	Paul Di Resta	Sahara Force India F1 Team	DNF	
-	Fernando Alonso	Scuderia Ferrari	DNF	
FASTEST LAP				
	Sergio Perez	Vodafone McLaren Mercedes	56	1:39.199

2013 FIA FORMULA 1 WORLD CHAMPIONSHIP

SHANGHAI INTERNATIONAL CIRCUIT

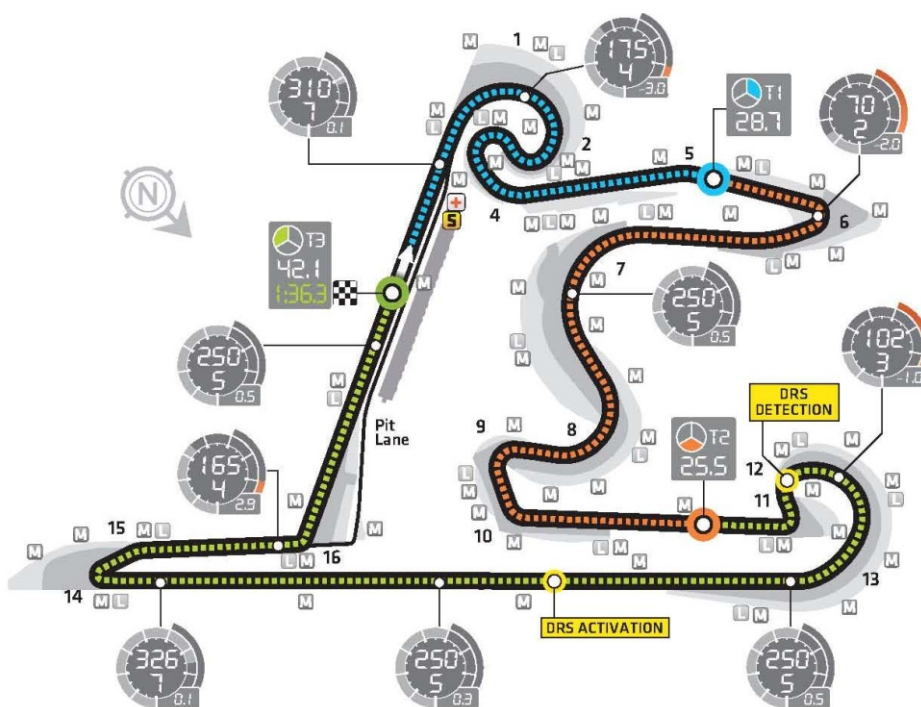
Chinese Grand Prix

Race Date 14 Apr 2013

Race Distance 305.66 Km

Circuit Length 5.451Km

Number of Laps 56



Speed Km/h 150	Braking Lateral G-force 1.0	Timing Sector Sector Time 42.1 Lap Time 1:36.3	Sector 1	Circuit	Start	Finish
Gear 3			Sector 2	Safety Car	Medical Car	Marshals
			Sector 3	Light Panels	Run-off Areas	Gravel Traps

Shanghai International Circuit (SIC) is built on reclaimed marshland. It is supported by a buoyant polystyrene sandwich, which sits atop more than 40,000 concrete pilings, some of which go 80m deep into the soft earth. The circuit has been vulnerable to subsidence, requiring extensive resurfacing work over the years to even out bumps in the track.

The track is remarkable for its change of acceleration and deceleration within different winding turns, making high demands on the driver as well as the car, but also for its high-speed straights.

2013 FIA FORMULA 1 WORLD CHAMPIONSHIP

SHANGHAI GRAND PRIX - RESULT

RACE CLASSIFICATION 2013

	POSITION	DRIVER	TEAM	LAPS	TIME
	1	Fernando Alonso	Scuderia Ferrari	56	1:36:26.945
	2	Kimi Raikkonen	Lotus F1 Team	56	1:36:37.113
	3	Lewis Hamilton	Mercedes AMG Petronas F1 Team	56	1:36:39.267
	4	Sebastian Vettel	Infiniti Red Bull Racing	56	1:36:39.470
	5	Jenson Button	Vodafone McLaren Mercedes	56	1:37:02.230
	6	Felipe Massa	Scuderia Ferrari	56	1:37:07.772
	7	Daniel Ricciardo	Scuderia Toro Rosso	56	1:37:09.636
	8	Paul Di Resta	Sahara Force India F1 Team	56	1:37:18.029
	9	Romain Grosjean	Lotus F1 Team	56	1:37:20.368
	10	Nico Hulkenberg	Sauber F1 Team	56	1:37:23.543
	11	Sergio Perez	Vodafone McLaren Mercedes	56	1:37:30.805
	12	Jean-Eric Vergne	Scuderia Toro Rosso	56	1:37:39.549
	13	Valtteri Bottas	Williams F1 Team	56	1:38:00.806
	14	Pastor Maldonado	Williams F1 Team	56	1:38:02.398
	15	Jules Bianchi	Marussia F1 Team	55	1:36:38.818
	16	Charles Pic	Caterham F1 Team	55	1:36:40.872
	17	Max Chilton	Marussia F1 Team	55	1:37:16.746
	18	Giedo Van der Garde	Caterham F1 Team	55	1:37:47.991
	-	Nico Rosberg	Mercedes AMG Petronas F1 Team	DNF	
	-	Mark Webber	Infiniti Red Bull Racing	DNF	
	-	Adrian Sutil	Sahara Force India F1 Team	DNF	
	-	Esteban Gutiérrez	Sauber F1 Team	DNF	
FASTEST LAP					
		Sebastian Vettel	Infiniti Red Bull Racing	53	1:36.808

2013 FIA FORMULA 1 WORLD CHAMPIONSHIP

BAHRAIN INTERNATIONAL CIRCUIT

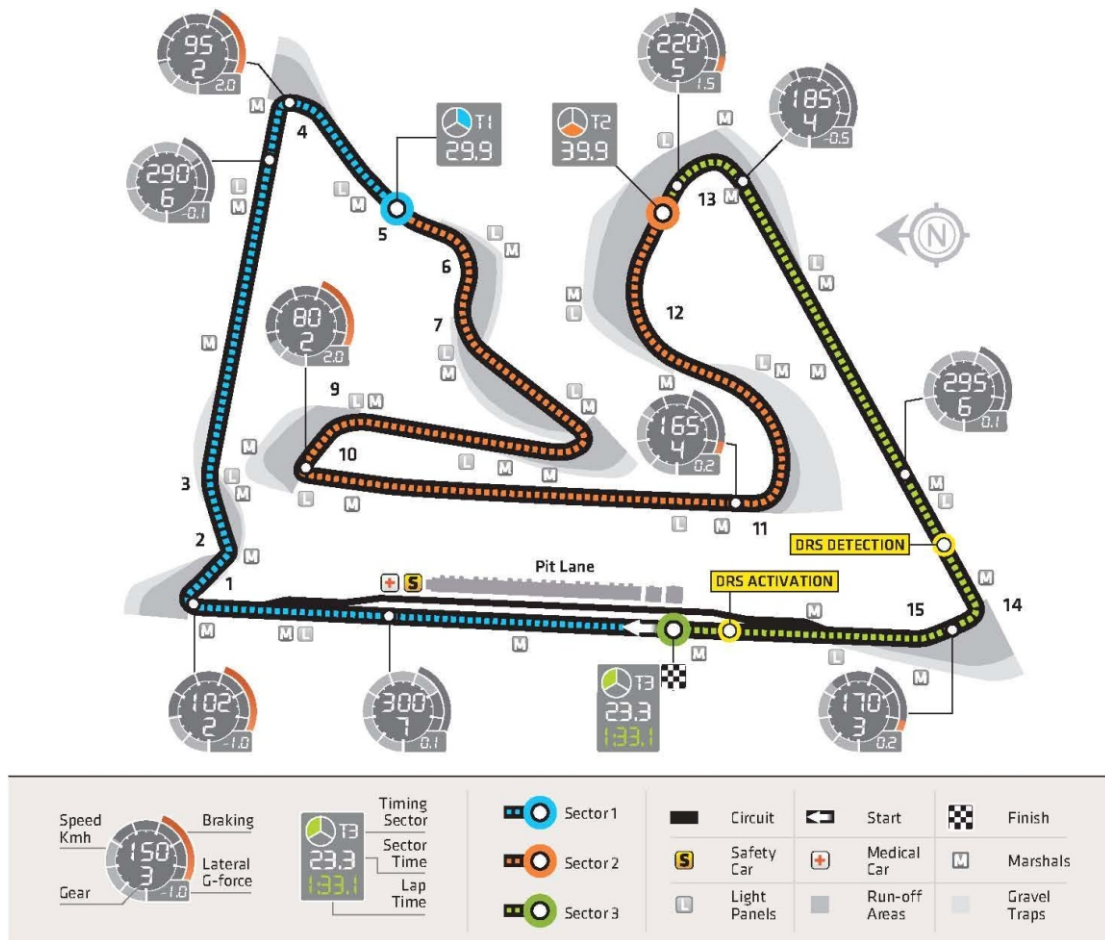
Bahrain Grand Prix

Race Date 21 Apr 2013

Race Distance 308.238 Km

Circuit Length 5.412 Km

Number of Laps 57



The Bahrain International Circuit joined the F1 calendar in 2004 and has hosted the grand prix nine times. During this time it has established itself as uniquely challenging track. The dusty environment can cause problems for engines, the heat of the desert makes cooling a priority and the mix of slow-speed corners at the end of long straights means that the Bahrain Circuit is one of the most severe on brakes all season. While tyres are already defining the shape of the championship, the dust here adds yet another variable to their use, with graining exacerbated when the track is dirty. The mix of high and low-speed sections also means that set-up is something of a compromise.

2013 FIA FORMULA 1 WORLD CHAMPIONSHIP

RACE CLASSIFICATION 2013

	POSITION	DRIVER	TEAM	LAPS	TIME
	1	Sebastian Vettel	Infiniti Red Bull Racing	57	1:36:00.498
	2	Kimi Raikkonen	Lotus F1 Team	57	1:36:09.609
	3	Romain Grosjean	Lotus F1 Team	57	1:36:20.005
	4	Paul Di Resta	Sahara Force India F1 Team	57	1:36:22.225
	5	Lewis Hamilton	Mercedes AMG Petronas F1 Team	57	1:36:35.728
	6	Sergio Perez	Vodafone McLaren Mercedes	57	1:36:36.496
	7	Mark Webber	Infiniti Red Bull Racing	57	1:36:37.742
	8	Fernando Alonso	Scuderia Ferrari	57	1:36:38.072
	9	Nico Rosberg	Mercedes AMG Petronas F1 Team	57	1:36:41.624
	10	Jenson Button	Vodafone McLaren Mercedes	57	1:36:47.129
	11	Pastor Maldonado	Williams F1 Team	57	1:37:06.948
	12	Nico Hulkenberg	Sauber F1 Team	57	1:37:13.431
	13	Adrian Sutil	Sahara Force India F1 Team	57	1:37:17.217
	14	Valtteri Bottas	Williams F1 Team	57	1:37:22.009
	15	Felipe Massa	Scuderia Ferrari	57	1:37:26.862
	16	Daniel Ricciardo	Scuderia Toro Rosso	56	1:36:06.584
	17	Charles Pic	Caterham F1 Team	56	1:36:16.347
	18	Esteban Gutiérrez	Sauber F1 Team	56	1:36:16.937
	19	Jules Bianchi	Marussia F1 Team	56	1:36:54.150
	20	Max Chilton	Marussia F1 Team	56	1:37:06.434
	21	Giedo Van der Garde	Caterham F1 Team	55	1:36:55.737
	-	Jean-Eric Vergne	Scuderia Toro Rosso	DNF	
FASTEST LAP					
		Sebastian Vettel	Infiniti Red Bull Racing	55	1:36.961

2013 FIA FORMULA 1 WORLD CHAMPIONSHIP

CIRCUIT DE CATALUNYA

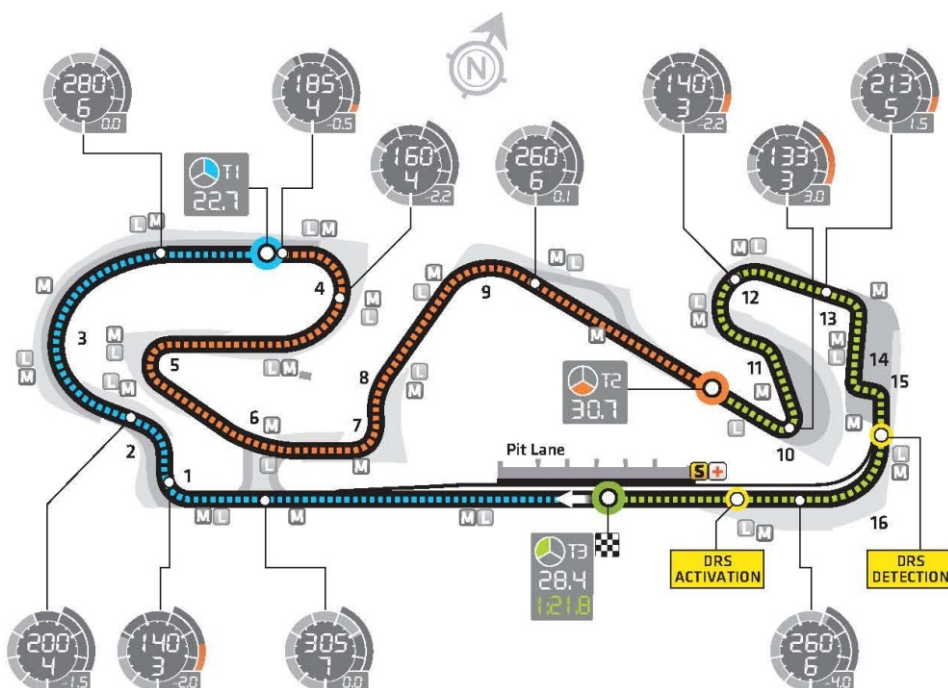
Spanish Grand Prix

Race Date 12 May 2013

Race Distance 307.104 Km

Circuit Length 4.655 Km

Number of Laps 66



Circuit De Catalunya is famed for offering a broad examination of Formula One machinery with its mix of medium and high-speed corners, a low-speed complex and a long straight. As a venue it hasn't, however, proved to be particularly conducive to overtaking: the corner combinations tending to make following and attacking very difficult – even with DRS.

It is a preferred testing venue for F1 teams. The driver with the most testing mileage at this circuit is McLaren's Jenson Button. The 2009 World Champion has completed a staggering 34,706 testing kilometres at this circuit.

2013 FIA FORMULA 1 WORLD CHAMPIONSHIP

SPANISH GRAND PRIX - RESULT

RACE CLASSIFICATION 2013

POSITION	DRIVER	TEAM	LAPS	TIME
1	Fernando Alonso	Scuderia Ferrari	66	1:39:16.596
2	Kimi Raikkonen	Lotus F1 Team	66	1:39:25.934
3	Felipe Massa	Scuderia Ferrari	66	1:39:42.645
4	Sebastian Vettel	Infiniti Red Bull Racing	66	1:39:54.869
5	Mark Webber	Infiniti Red Bull Racing	66	1:40:04.559
6	Nico Rosberg	Mercedes AMG Petronas F1 Team	66	1:40:24.616
7	Paul Di Resta	Sahara Force India F1 Team	66	1:40:25.584
8	Jenson Button	Vodafone McLaren Mercedes	66	1:40:36.102
9	Sergio Perez	Vodafone McLaren Mercedes	66	1:40:38.334
10	Daniel Ricciardo	Scuderia Toro Rosso	65	1:39:22.402
11	Esteban Gutiérrez	Sauber F1 Team	65	1:39:22.706
12	Lewis Hamilton	Mercedes AMG Petronas F1 Team	65	1:39:27.565
13	Adrian Sutil	Sahara Force India F1 Team	65	1:39:28.040
14	Pastor Maldonado	Williams F1 Team	65	1:39:45.740
15	Nico Hulkenberg	Sauber F1 Team	65	1:39:47.162
16	Valtteri Bottas	Williams F1 Team	65	1:40:35.040
17	Charles Pic	Caterham F1 Team	65	1:40:37.441
18	Jules Bianchi	Marussia F1 Team	64	1:39:20.860
19	Max Chilton	Marussia F1 Team	64	1:39:48.230
-	Jean-Eric Vergne	Scuderia Toro Rosso	DNF	
-	Giedo Van der Garde	Caterham F1 Team	DNF	
-	Romain Grosjean	Lotus F1 Team	DNF	
FASTEST LAP				
	Esteban Gutiérrez	Sauber F1 Team	56	1:26.217

2013 FIA FORMULA 1 WORLD CHAMPIONSHIP

CIRCUIT DE MONACO

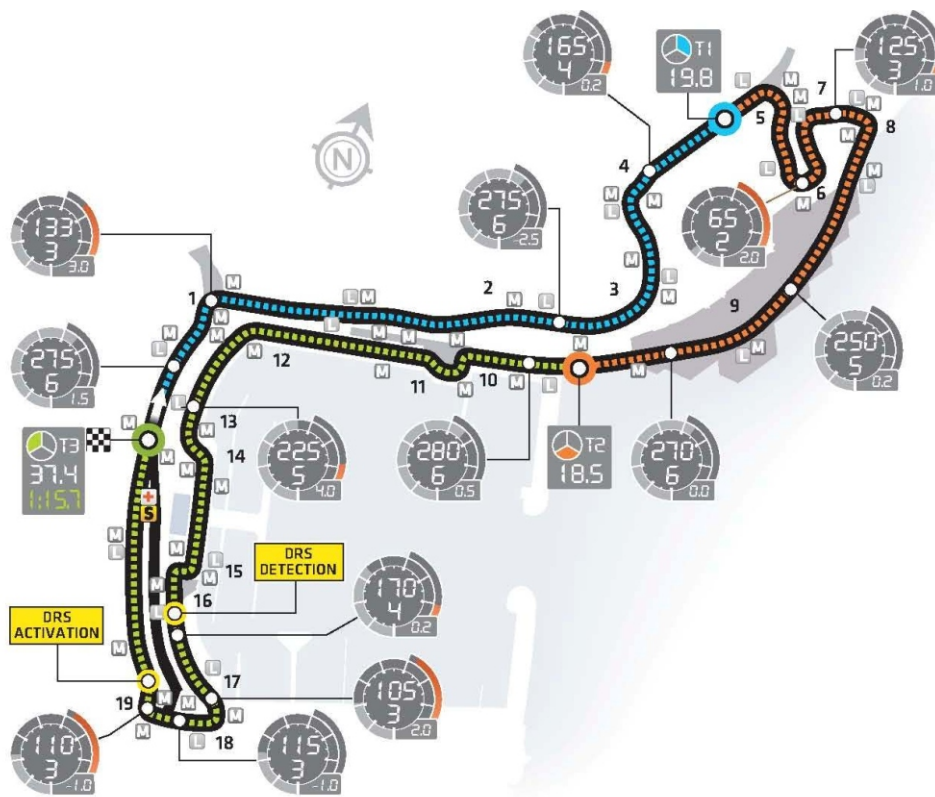
Monaco Grand Prix

Race Date 26 May 2013

Race Distance 260.520 Km

Circuit Length 3.340 Km

Number of Laps 78



The Monaco Grand Prix is all about driver skill and this, coupled with the race's history, makes it the one every racer wants to win. The street circuit has the slowest average speed of any circuit on the F1 calendar but the proximity of the barriers and the lack of run-off areas require absolute focus and total commitment from the drivers, especially as early in the weekend the surface is usually very slippery.

2013 FIA FORMULA 1 WORLD CHAMPIONSHIP

MONACO GRAND PRIX - RESULT

RACE CLASSIFICATION 2013

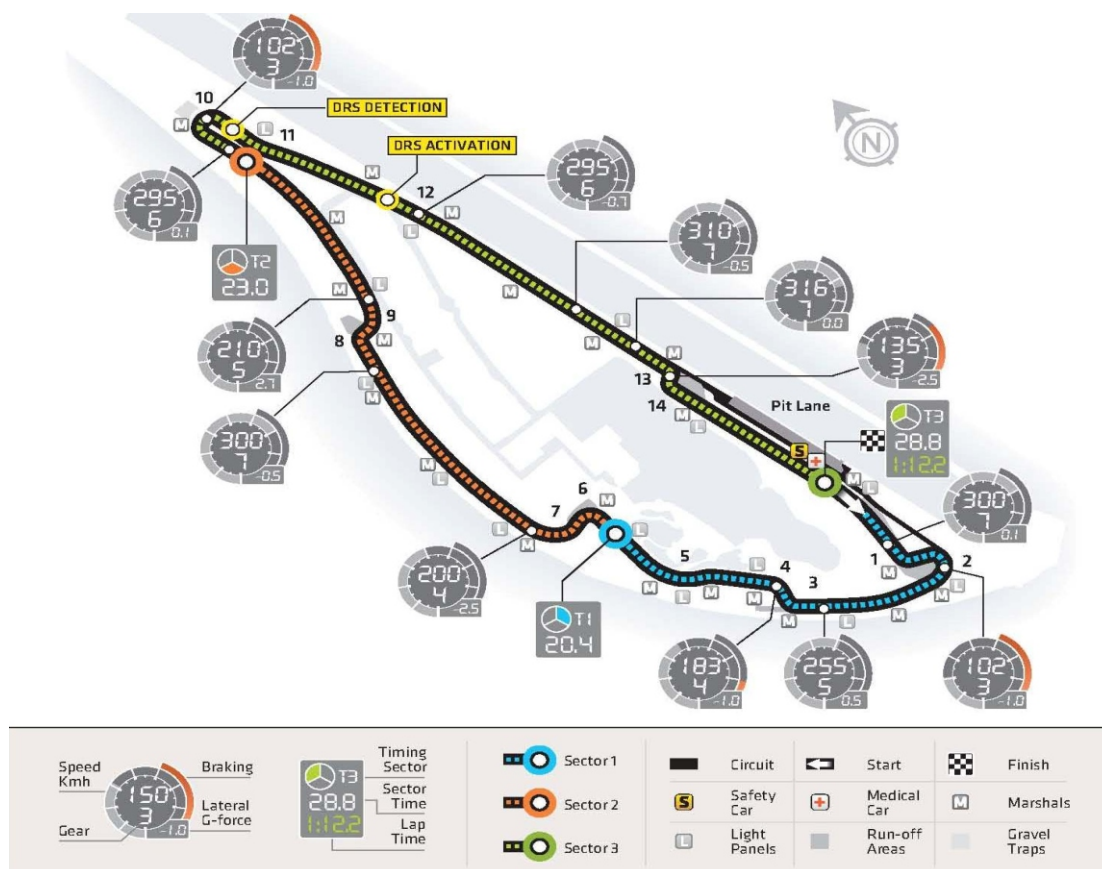
POSITION	DRIVER	TEAM	LAPS	TIME
1	Nico Rosberg	Mercedes AMG Petronas F1 Team	78	2:17:52.056
2	Sebastian Vettel	Infiniti Red Bull Racing	78	2:17:55.944
3	Mark Webber	Infiniti Red Bull Racing	78	2:17:58.370
4	Lewis Hamilton	Mercedes AMG Petronas F1 Team	78	2:18:05.950
5	Adrian Sutil	Sahara Force India F1 Team	78	2:18:13.533
6	Jenson Button	Vodafone McLaren Mercedes	78	2:18:15.159
7	Fernando Alonso	Scuderia Ferrari	78	2:18:18.790
8	Jean-Éric Vergne	Scuderia Toro Rosso	78	2:18:19.279
9	Paul Di Resta	Sahara Force India F1 Team	78	2:18:19.664
10	Kimi Raikkonen	Lotus F1 Team	78	2:18:28.638
11	Nico Hulkenberg	Sauber F1 Team	78	2:18:34.628
12	Valtteri Bottas	Williams F1 Team	78	2:18:34.747
13	Esteban Gutiérrez	Sauber F1 Team	78	2:18:35.268
14	Max Chilton	Marussia F1 Team	78	2:18:41.941
15	Giedo Van der Garde	Caterham F1 Team	78	2:18:54.646
16	Sergio Perez	Vodafone McLaren Mercedes	72	2:10:17.066
-	Romain Grosjean	Lotus F1 Team	DNF	
-	Daniel Ricciardo	Scuderia Toro Rosso	DNF	
-	Jules Bianchi	Marussia F1 Team	DNF	
-	Pastor Maldonado	Williams F1 Team	DNF	
-	Felipe Massa	Scuderia Ferrari	DNF	
-	Charles Pic	Caterham F1 Team	DNF	
FASTEST LAP				
	Sebastian Vettel	Infiniti Red Bull Racing	77	1:16.577

2013 FIA FORMULA 1 WORLD CHAMPIONSHIP

CIRCUIT GILLES VILLENEUVE

Canadian Grand Prix

Race Date	9 Jun 2013	Race Distance	305.270 Km
Circuit Length	4.361 Km	Number of Laps	70



The Circuit Gilles-Villeneuve creates a host of challenges for engineers; the standout problem around its 4.361 kilometres is the braking performance. The long, thin course is a stop-start race track, with a succession of straights broken up by chicanes and a hairpin. The combination of heavy braking zones and relatively short straights sees pads and discs pushed to their limits but denied decent intervals in which to cool down. It means brakes are pushed harder here than anywhere else on the grand prix calendar.

The high speeds and heavy braking zones make it a paradise for overtaking, while the unforgiving walls which hem in the race track on all sides provide a drama all of their own.

2013 FIA FORMULA 1 WORLD CHAMPIONSHIP

CANADIAN GRAND PRIX - RESULT

RACE CLASSIFICATION 2013

POSITION	DRIVER	TEAM	LAPS	TIME
1	Sebastian Vettel	Infiniti Red Bull Racing	70	1:32:09.143
2	Fernando Alonso	Scuderia Ferrari	70	1:32:23.551
3	Lewis Hamilton	Mercedes AMG Petronas F1 Team	70	1:32:25.085
4	Mark Webber	Infiniti Red Bull Racing	70	1:32:34.874
5	Nico Rosberg	Mercedes AMG Petronas F1 Team	70	1:33:18.868
6	Jean-Eric Vergne	Scuderia Toro Rosso	69	1:32:27.572
7	Paul Di Resta	Sahara Force India F1 Team	69	1:32:36.957
8	Felipe Massa	Scuderia Ferrari	69	1:32:38.951
9	Kimi Raikkonen	Lotus F1 Team	69	1:32:41.642
10	Adrian Sutil	Sahara Force India F1 Team	69	1:32:44.121
11	Sergio Perez	Vodafone McLaren Mercedes	69	1:32:45.406
12	Jenson Button	Vodafone McLaren Mercedes	69	1:32:48.028
13	Romain Grosjean	Lotus F1 Team	69	1:33:00.532
14	Valtteri Bottas	Williams F1 Team	69	1:33:22.484
15	Daniel Ricciardo	Scuderia Toro Rosso	68	1:32:15.612
16	Pastor Maldonado	Williams F1 Team	68	1:32:51.037
17	Jules Bianchi	Marussia F1 Team	68	1:33:12.754
18	Charles Pic	Caterham F1 Team	67	1:32:09.998
19	Max Chilton	Marussia F1 Team	67	1:32:31.141
20	Esteban Gutiérrez	Sauber F1 Team	63	1:25:57.489
-	Nico Hulkenberg	Sauber F1 Team	DNF	
-	Giedo Van der Garde	Caterham F1 Team	DNF	
FASTEST LAP				
	Mark Webber	Infiniti Red Bull Racing	69	1:16.182

2013 FIA FORMULA 1 WORLD CHAMPIONSHIP

SILVERSTONE

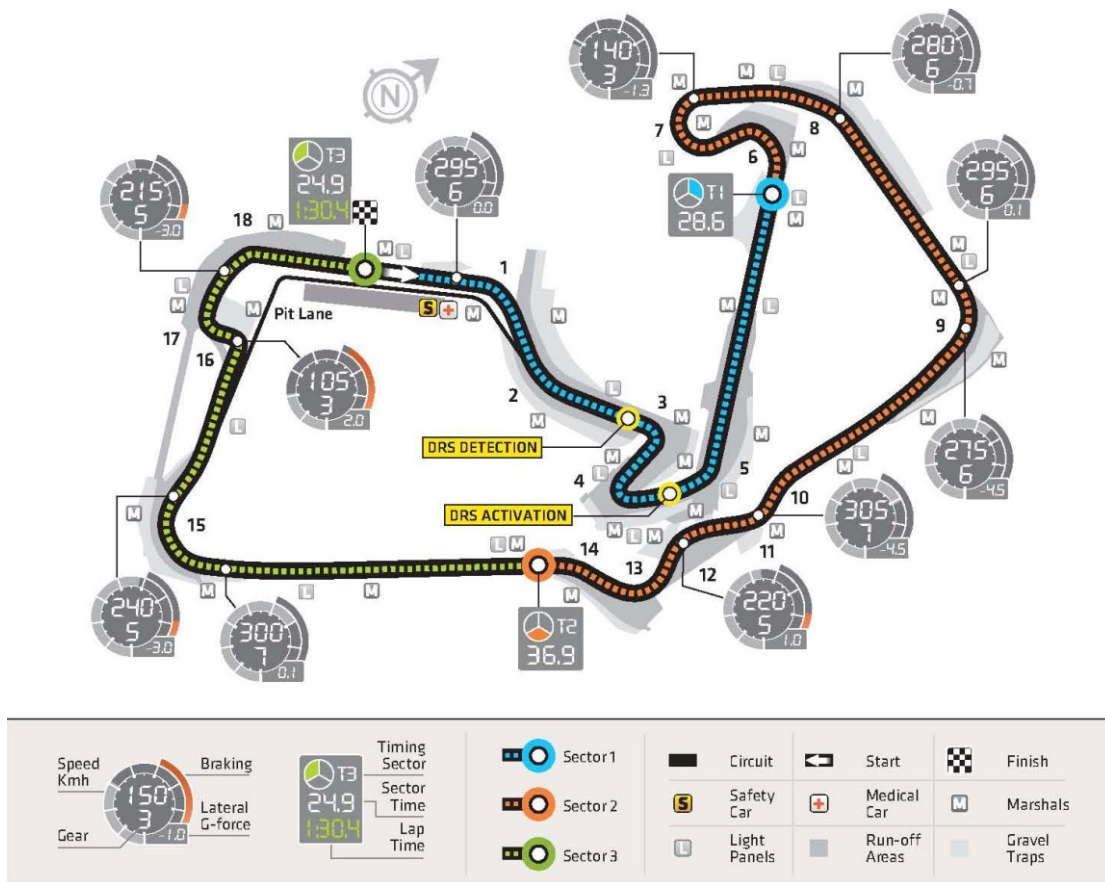
British Grand Prix

Race Date 30 Jun 2013

Race Distance 306.198 Km

Circuit Length 5.891 Km

Number of Laps 52



Silverstone hosted the first Formula One race in 1950 and has been a permanent fixture on the calendar since. The circuit has been modified several times, most recently in 2010, but despite the facelifts it has retained its character as a high-speed test of nerve.

That much is proved by the fact that seven of its 18 corners are taken at over 250 km/h and that the cars are at full throttle for just over 60 per cent of each lap. The high-speed corners, swift changes of direction and an abrasive surface do, however, mean that tyres take a beating at Silverstone.

2013 FIA FORMULA 1 WORLD CHAMPIONSHIP

BRITISH GRAND PRIX - RESULT

RACE CLASSIFICATION 2013

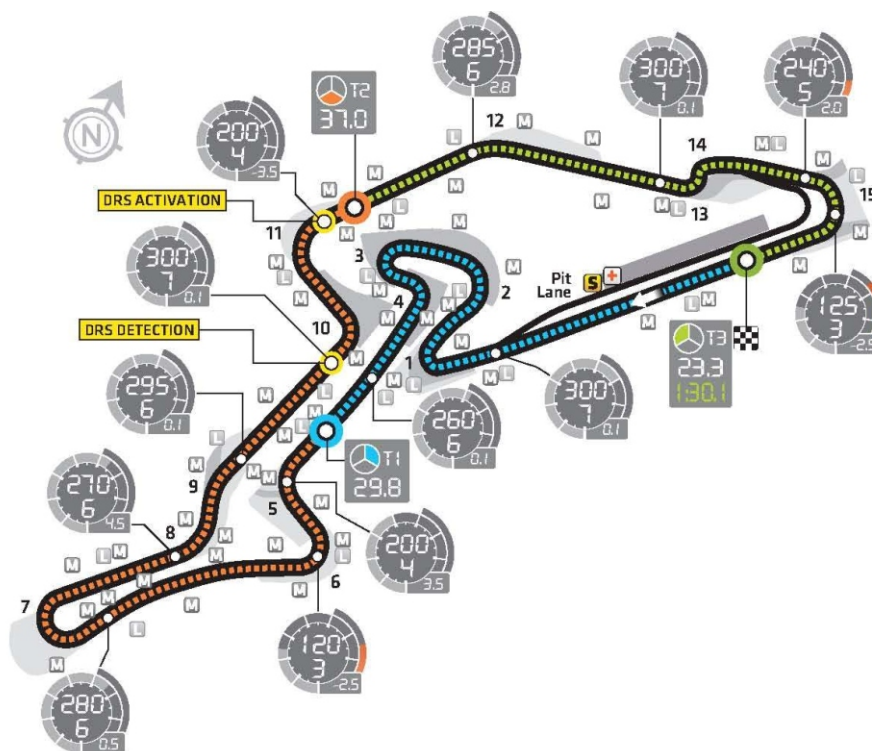
POSITION	DRIVER	TEAM	LAPS	TIME
1	Nico Rosberg	Mercedes AMG Petronas F1 Team	52	1:32:59.456
2	Mark Webber	Infiniti Red Bull Racing	52	1:33:00.221
3	Fernando Alonso	Scuderia Ferrari	52	1:33:06.580
4	Lewis Hamilton	Mercedes AMG Petronas F1 Team	52	1:33:07.212
5	Kimi Raikkonen	Lotus F1 Team	52	1:33:10.713
6	Felipe Massa	Scuderia Ferrari	52	1:33:14.029
7	Adrian Sutil	Sahara Force India F1 Team	52	1:33:15.791
8	Daniel Ricciardo	Scuderia Toro Rosso	52	1:33:15.999
9	Paul Di Resta	Sahara Force India F1 Team	52	1:33:17.399
10	Nico Hulkenberg	Sauber F1 Team	52	1:33:19.165
11	Pastor Maldonado	Williams F1 Team	52	1:33:20.591
12	Valtteri Bottas	Williams F1 Team	52	1:33:24.550
13	Jenson Button	Vodafone McLaren Mercedes	52	1:33:25.425
14	Esteban Gutiérrez	Sauber F1 Team	52	1:33:25.741
15	Charles Pic	Caterham F1 Team	52	1:33:31.069
16	Jules Bianchi	Marussia F1 Team	52	1:33:35.553
17	Max Chilton	Marussia F1 Team	52	1:34:07.116
18	Giedo Van der Garde	Caterham F1 Team	52	1:34:07.215
19	Romain Grosjean	Lotus F1 Team	51	1:31:46.670
20	Sergio Perez	Vodafone McLaren Mercedes	46	1:23:51.096
-	Sebastian Vettel	Infiniti Red Bull Racing	DNF	
-	Jean-Eric Vergne	Scuderia Toro Rosso	DNF	
FASTEST LAP				
	Mark Webber	Infiniti Red Bull Racing	52	1:33.401

2013 FIA FORMULA 1 WORLD CHAMPIONSHIP

NURBURGRING

German Grand Prix

Race Date	7 Jul 2013	Race Distance	308.623 Km
Circuit Length	5.148 Km	Number of Laps	60



Speed Kmh Gear 	Braking Lateral G-force 	Timing Sector Sector Time Lap Time	Sector 1 Sector 2 Sector 3 	Circuit Safety Car Light Panels 	Start Medical Car Run-off Areas 	Finish Marshals Gravel Traps
---	--	---	---	--	--	---

Opened in 1984, the Nürburgring Grand Prix Circuit doesn't present quite the challenge offered by the revered Nürburgring-Nordschleife but over the years it has proved itself to be a stern examination of a Formula One car and its driver. The narrow, flowing circuit demands a compromise in set-up: the twisty, low-speed first sector contrasts the high-speeds reached later in the lap, while the chicanes demand soft suspension to allow drivers to really attack the kerbs.

Since 2007, the Nurburgring Circuit alternates as a host of the German Grand Prix with the Hockenheimring.

2013 FIA FORMULA 1 WORLD CHAMPIONSHIP

GERMAN GRAND PRIX - RESULT

RACE CLASSIFICATION 2013

POSITION	DRIVER	TEAM	LAPS	TIME
1	Sebastian Vettel	Infiniti Red Bull Racing	60	1:41:14.711
2	Kimi Raikkonen	Lotus F1 Team	60	1:41:15.719
3	Romain Grosjean	Lotus F1 Team	60	1:41:20.541
4	Fernando Alonso	Scuderia Ferrari	60	1:41:22.432
5	Lewis Hamilton	Mercedes AMG Petronas F1 Team	60	1:41:41.638
6	Jenson Button	Vodafone McLaren Mercedes	60	1:41:42.707
7	Mark Webber	Infiniti Red Bull Racing	60	1:41:52.273
8	Sergio Perez	Vodafone McLaren Mercedes	60	1:41:53.017
9	Nico Rosberg	Mercedes AMG Petronas F1 Team	60	1:42:01.532
10	Nico Hulkenberg	Sauber F1 Team	60	1:42:04.603
11	Paul Di Resta	Sahara Force India F1 Team	60	1:42:08.482
12	Daniel Ricciardo	Scuderia Toro Rosso	60	1:42:11.686
13	Adrian Sutil	Sahara Force India F1 Team	60	1:42:12.449
14	Esteban Guti�rrez	Sauber F1 Team	60	1:42:14.871
15	Pastor Maldonado	Williams F1 Team	60	1:42:16.640
16	Valtteri Bottas	Williams F1 Team	59	1:41:23.946
17	Charles Pic	Caterham F1 Team	59	1:41:50.508
18	Giedo Van der Garde	Caterham F1 Team	59	1:41:55.601
19	Max Chilton	Marussia F1 Team	59	1:42:00.415
-	Jean-Eric Verqne	Scuderia Toro Rosso	DNF	
-	Jules Bianchi	Marussia F1 Team	DNF	
-	Felipe Massa	Scuderia Ferrari	DNF	
FASTEST LAP				
	Fernando Alonso	Scuderia Ferrari	51	1:33.468

2013 FIA FORMULA 1 WORLD CHAMPIONSHIP

HUNGARORING

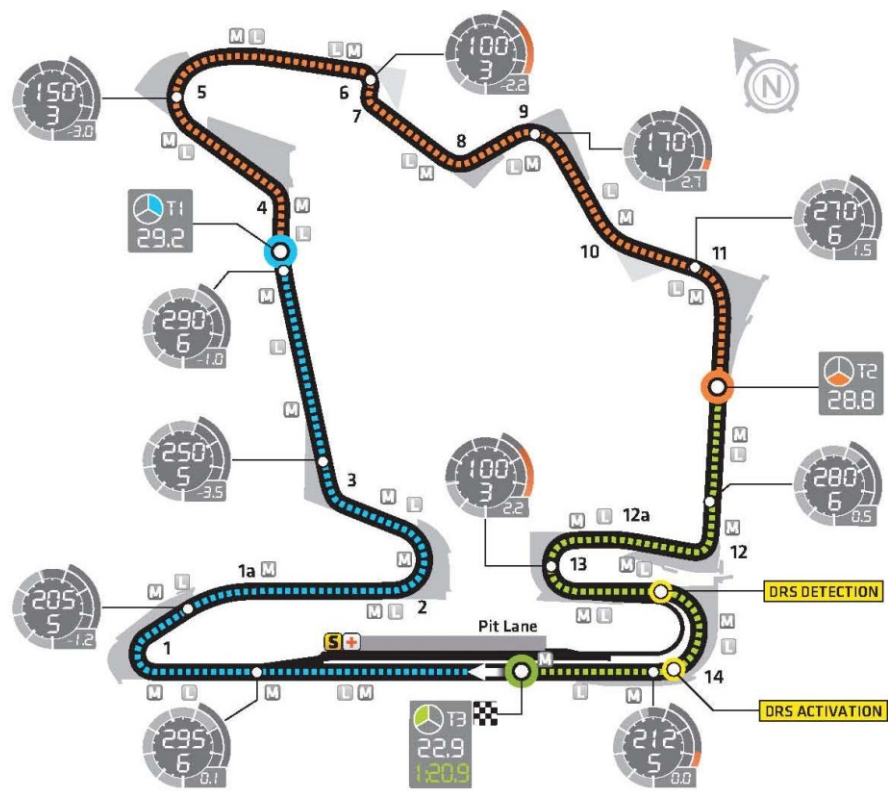
Hungarian Grand Prix

Race Date 28 Jul 2013

Race Distance 306.630 Km

Circuit Length 4.381 Km

Number of Laps 70



The Hungary GP has been an ever-present on the calendar since 1986 and ranks third on the list of circuits to host the most consecutive F1 World Championship races, beaten only by Monaco (59) and Monza (32). With 14 corners and just one real straight, the Hungaroring presents teams with a similar problem to that encountered in Monaco – how to maximise high downforce performance.

2013 FIA FORMULA 1 WORLD CHAMPIONSHIP

HUNGARIAN GRAND PRIX - RESULT

RACE CLASSIFICATION 2013

	POSITION	DRIVER	TEAM	LAPS	TIME
	1	Lewis Hamilton	Mercedes AMG Petronas F1 Team	70	1:42:29.445
	2	Kimi Raikkonen	Lotus F1 Team	70	1:42:40.383
	3	Sebastian Vettel	Infiniti Red Bull Racing	70	1:42:41.904
	4	Mark Webber	Infiniti Red Bull Racing	70	1:42:47.489
	5	Fernando Alonso	Scuderia Ferrari	70	1:43:00.856
	6	Romain Grosjean	Lotus F1 Team	70	1:43:21.740
	7	Jenson Button	Vodafone McLaren Mercedes	70	1:43:23.264
	8	Felipe Massa	Scuderia Ferrari	70	1:43:25.892
	9	Sergio Perez	Vodafone McLaren Mercedes	69	1:42:31.566
	10	Pastor Maldonado	Williams F1 Team	69	1:42:49.449
	11	Nico Hulkenberg	Sauber F1 Team	69	1:42:18.840
	12	Jean-Eric Vergne	Scuderia Toro Rosso	69	1:43:19.299
	13	Daniel Ricciardo	Scuderia Toro Rosso	69	1:43:19.910
	14	Giedo Van der Garde	Caterham F1 Team	68	1:43:05.916
	15	Charles Pic	Caterham F1 Team	68	1:43:12.290
	16	Jules Bianchi	Marussia F1 Team	67	1:42:46.176
	17	Max Chilton	Marussia F1 Team	67	1:43:29.075
	18	Paul Di Resta	Sahara Force India F1 Team	60	1:39:06.852
	19	Nico Rosberg	Mercedes AMG Petronas F1 Team	64	1:34:45.050
	-	Valtteri Bottas	Williams F1 Team	DNF	
	-	Esteban Gutiérrez	Sauber F1 Team	DNF	
	-	Adrian Sutil	Sahara Force India F1 Team	DNF	
FASTEST LAP					
		Mark Webber	Infiniti Red Bull Racing	61	1:24.069

2013 FIA FORMULA 1 WORLD CHAMPIONSHIP

CIRCUIT DE SPA-FRANCORCHAMPS

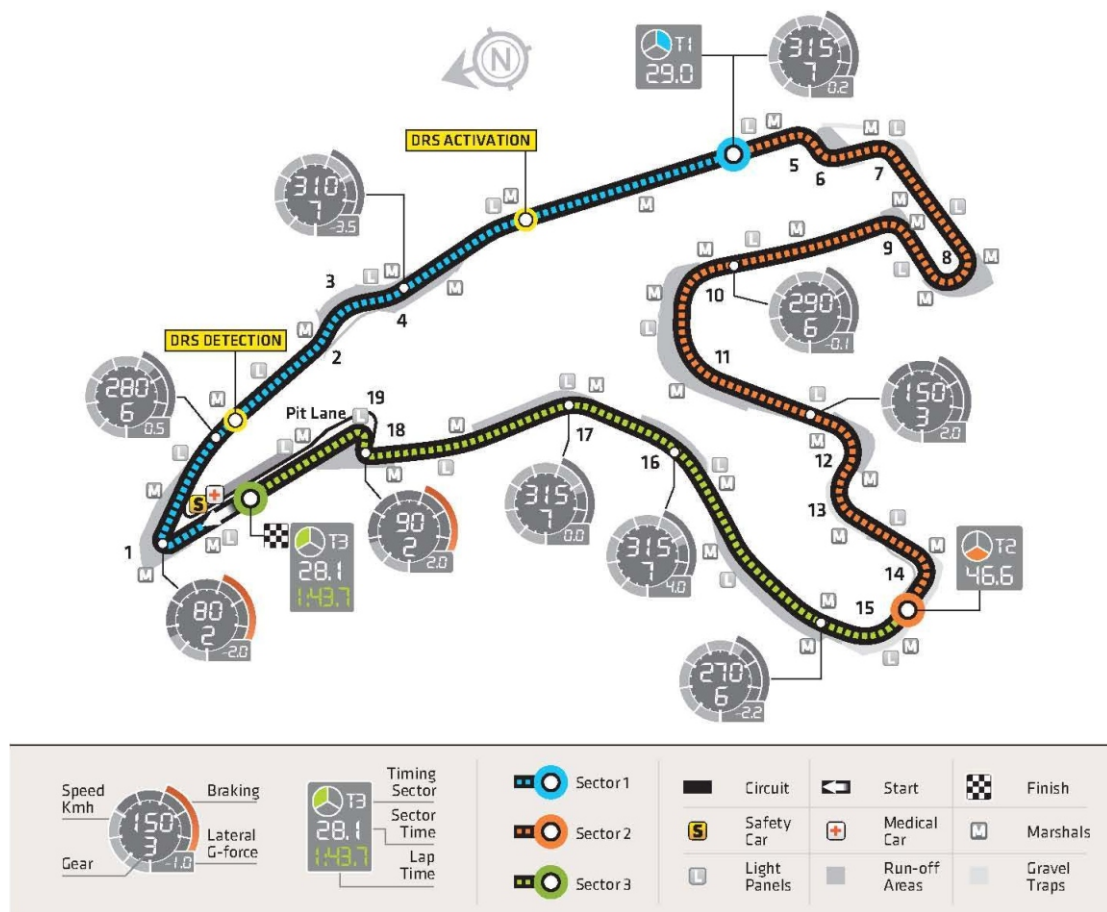
Belgian Grand Prix

Race Date 25 Aug 2013

Race Distance 308.052 Km

Circuit Length 7.004 Km

Number of Laps 44



Belgium's Spa Francorchamps circuit is one of the oldest on the current F1 calendar, hosting its first race in 1922 and its first grand prix in 1925. Spa was missing from the F1 calendar until 1983 when it returned with a drastically reduced circuit of almost 4.5 miles. Despite the cuts in length the circuit still managed to retain its magic. The mix of long straights and fast corners, combined with a picturesque setting and notoriously changeable weather keeps it at the top of both drivers and spectators favourite circuits.



2013 FIA FORMULA 1 WORLD CHAMPIONSHIP

BELGIAN GRAND PRIX - RESULT

RACE CLASSIFICATION 2013

POSITION	DRIVER	TEAM	LAPS	TIME
1	Sebastian Vettel	Infiniti Red Bull Racing	44	1:23:42.196
2	Fernando Alonso	Scuderia Ferrari	44	1:23:59.065
3	Lewis Hamilton	Mercedes AMG Petronas F1 Team	44	1:24:09.930
4	Nico Rosberg	Mercedes AMG Petronas F1 Team	44	14:12.068
5	Mark Webber	Infiniti Red Bull Racing	44	1:24:16.041
6	Jenson Button	Vodafone McLaren Mercedes	44	1:24:22.990
7	Felipe Massa	Scuderia Ferrari	44	1:24:36.118
8	Romain Grosjean	Lotus F1 Team	44	1:24:38.042
9	Adrian Sutil	Sahara Force India F1 Team	44	1:24:51.743
10	Daniel Ricciardo	Scuderia Toro Rosso	44	1:24:55.666
11	Sergio Perez	Vodafone McLaren Mercedes	44	1:25:04.132
12	Jean-Eric Vergne	Scuderia Toro Rosso	44	1:25:08.936
13	Nico Hulkenberg	Sauber F1 Team	44	1:25:10.454
14	Esteban Gutiérrez	Sauber F1 Team	44	1:25:22.632
15	Valtteri Bottas	Williams F1 Team	44	1:25:29.652
16	Giedo Van der Garde	Caterham F1 Team	43	1:24:21.583
17	Pastor Maldonado	Williams F1 Team	43	1:24:23.736
18	Jules Bianchi	Marussia F1 Team	43	1:25:13.451
19	Max Chilton	Marussia F1 Team	42	1:23:50.036
-	Paul Di Resta	Sahara Force India F1 Team	DNF	
-	Kimi Raikkonen	Lotus F1 Team	DNF	
-	Charles Pic	Caterham F1 Team	DNF	
FASTEST LAP				
	Sebastian Vettel	Infiniti Red Bull Racing	40	1:50.756

2013 FIA FORMULA 1 WORLD CHAMPIONSHIP

AUTODROMO DI MONZA

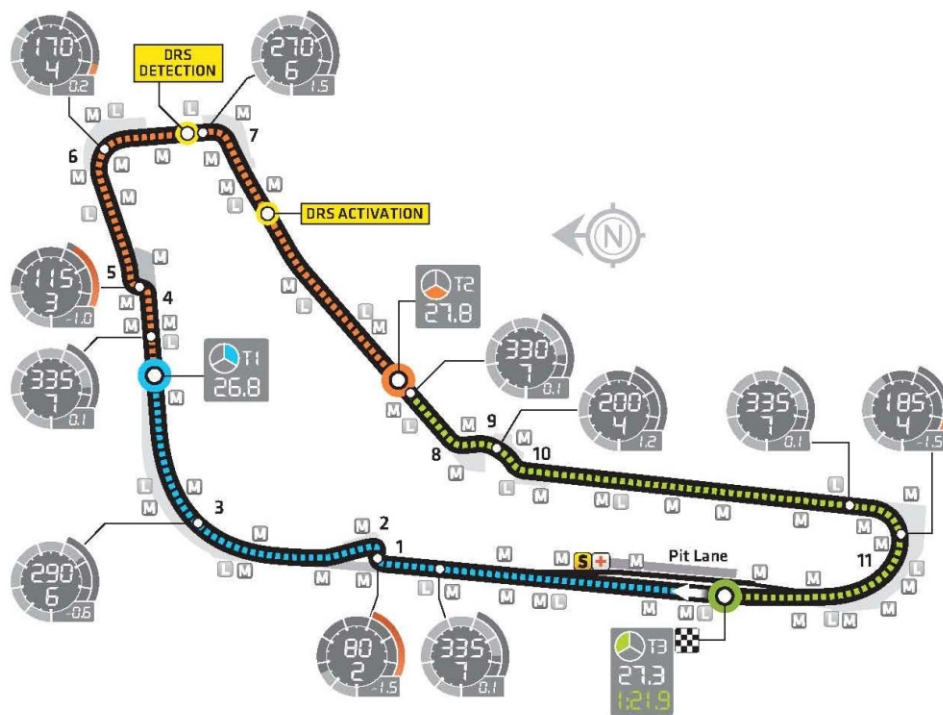
Italian Grand Prix

Race Date 8 Sep 2013

Race Distance 306.720 Km

Circuit Length 5.783 Km

Number Of Laps 53



F1's original temple of speed, La Pista Magica, as it is known, is now out on its own in modern F1 as a true low-downforce, high-speed circuit, with just a handful of fast bends and chicanes to get in the way of drivers clocking the highest average lap speed of any track on the current calendar – around 245kmh.

2013 FIA FORMULA 1 WORLD CHAMPIONSHIP

ITALIAN GRAND PRIX - RESULT

RACE CLASSIFICATION 2013

POSITION	DRIVER	TEAM	LAPS	TIME
1	Sebastian Vettel	Infiniti Red Bull Racing	53	1:18:33.352
2	Fernando Alonso	Scuderia Ferrari	53	1:18:38.819
3	Mark Webber	Infiniti Red Bull Racing	53	1:18:39.702
4	Felipe Massa	Scuderia Ferrari	53	1:18:42.713
5	Nico Hulkenberg	Sauber F1 Team	53	1:18:43.707
6	Nico Rosberg	Mercedes AMG Petronas F1 Team	53	1:18:44.351
7	Daniel Ricciardo	Scuderia Toro Rosso	53	1:19:05.681
8	Romain Grosjean	Lotus F1 Team	53	1:19:06.482
9	Lewis Hamilton	Mercedes AMG Petronas F1 Team	53	1:19:06.879
10	Jenson Button	Vodafone McLaren Mercedes	53	1:19:11.679
11	Kimi Raikkonen	Lotus F1 Team	53	1:19:12.047
12	Sergio Perez	Vodafone McLaren Mercedes	53	1:19:13.117
13	Esteban Gutiérrez	Sauber F1 Team	53	1:19:14.232
14	Pastor Maldonado	Williams F1 Team	53	1:19:22.437
15	Valtteri Bottas	Williams F1 Team	53	1:19:30.179
16	Adrian Sutil	Sahara Force India F1 Team	52	1:17:55.494
17	Charles Pic	Caterham F1 Team	52	1:19:17.871
18	Giedo Van der Garde	Caterham F1 Team	52	1:19:32.969
19	Jules Bianchi	Marussia F1 Team	52	1:19:40.301
20	Max Chilton	Marussia F1 Team	52	1:19:52.527
-	Jean-Eric Vergne	Scuderia Toro Rosso	DNF	
-	Paul Di Resta	Sahara Force India F1 Team	DNF	
FASTEST LAP				
	Lewis Hamilton	Mercedes AMG Petronas F1 Team	51	1:25.849

2013 FIA FORMULA 1 WORLD CHAMPIONSHIP

MARINA BAY STREET CIRCUIT

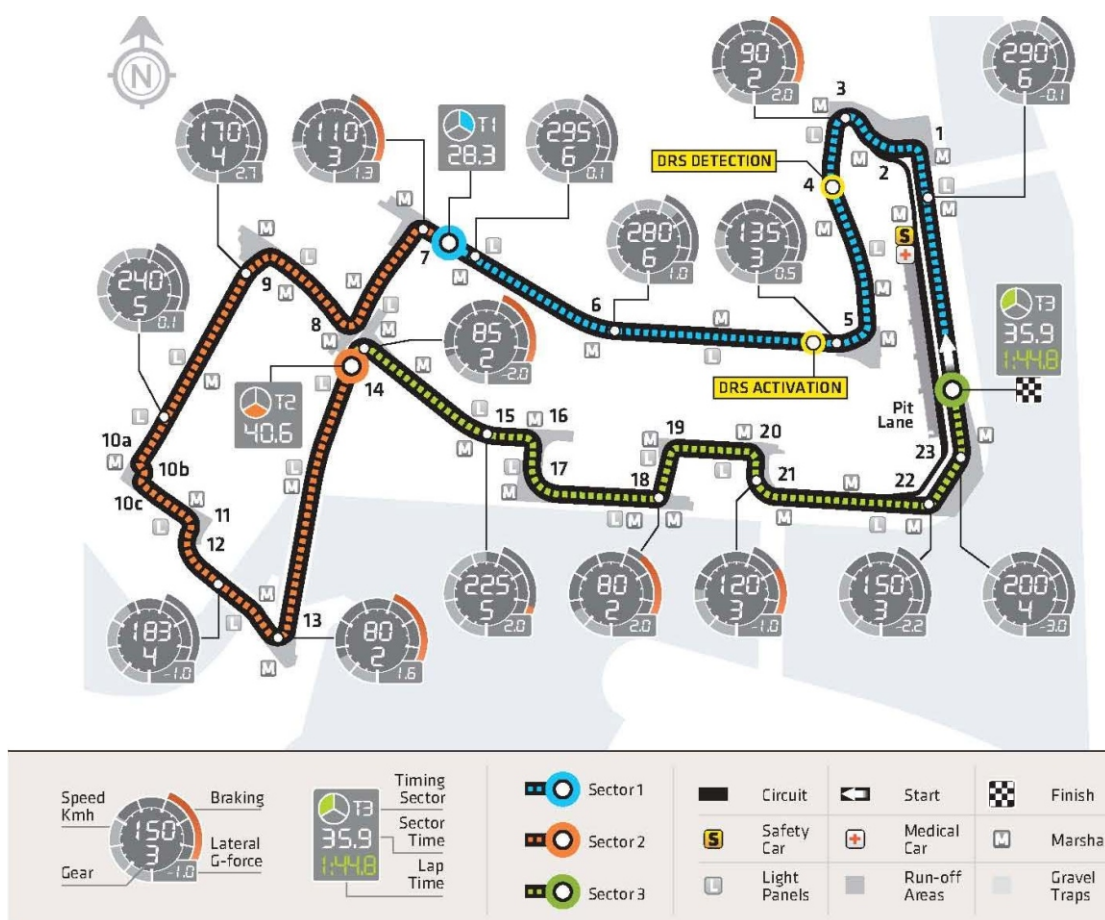
Singapore Grand Prix

Race Date 22 Sep 2013

Race Distance 309.316 Km

Circuit Length 5.073 Km

Number of Laps 61



With 23 corners, unforgiving walls and a lap time longer than at any other current grand prix, Marina Bay demands ultimate concentration from drivers – but Singapore does everything it can to shake that concentration. Between the abundant undulations of the city boulevards, the glare of the lights, the high temperatures and the humidity, Singapore presents perhaps the sternest challenge of the racing year.

2013 FIA FORMULA 1 WORLD CHAMPIONSHIP

SINGAPORE GRAND PRIX - RESULT

RACE CLASSIFICATION 2013

POSITION	DRIVER	TEAM	LAPS	TIME
1	Sebastian Vettel	Infiniti Red Bull Racing	61	1:59:13.132
2	Fernando Alonso	Scuderia Ferrari	61	1:59:45.759
3	Kimi Raikkonen	Lotus F1 Team	61	1:59:57.052
4	Nico Rosberg	Mercedes AMG Petronas F1 Team	61	2:00:04.287
5	Lewis Hamilton	Mercedes AMG Petronas F1 Team	61	2:00:06.291
6	Felipe Massa	Scuderia Ferrari	61	2:00:17.009
7	Jenson Button	Vodafone McLaren Mercedes	61	2:00:36.486
8	Sergio Perez	Vodafone McLaren Mercedes	61	2:00:36.952
9	Nico Hulkenberg	Sauber F1 Team	61	2:00:37.393
10	Adrian Sutil	Sahara Force India F1 Team	61	2:00:37.800
11	Pastor Maldonado	Williams F1 Team	61	2:00:41.611
12	Esteban Gutiérrez	Sauber F1 Team	61	2:00:51.026
13	Valtteri Bottas	Williams F1 Team	61	2:00:58.293
14	Jean-Eric Vergne	Scuderia Toro Rosso	61	2:01:06.644
15	Mark Webber	Infiniti Red Bull Racing	60	1:58:20.259
16	Giedo Van der Garde	Caterham F1 Team	60	1:59:34.235
17	Max Chilton	Marussia F1 Team	60	1:59:41.391
18	Jules Bianchi	Marussia F1 Team	60	1:59:48.515
19	Charles Pic	Caterham F1 Team	60	1:59:48.663
20	Paul Di Resta	Sahara Force India F1 Team	54	1:46:57.222
-	Romain Grosjean	Lotus F1 Team	DNF	
-	Daniel Ricciardo	Scuderia Toro Rosso	DNF	
FASTEST LAP				
	Sebastian Vettel	Infiniti Red Bull Racing	46	1:48.574

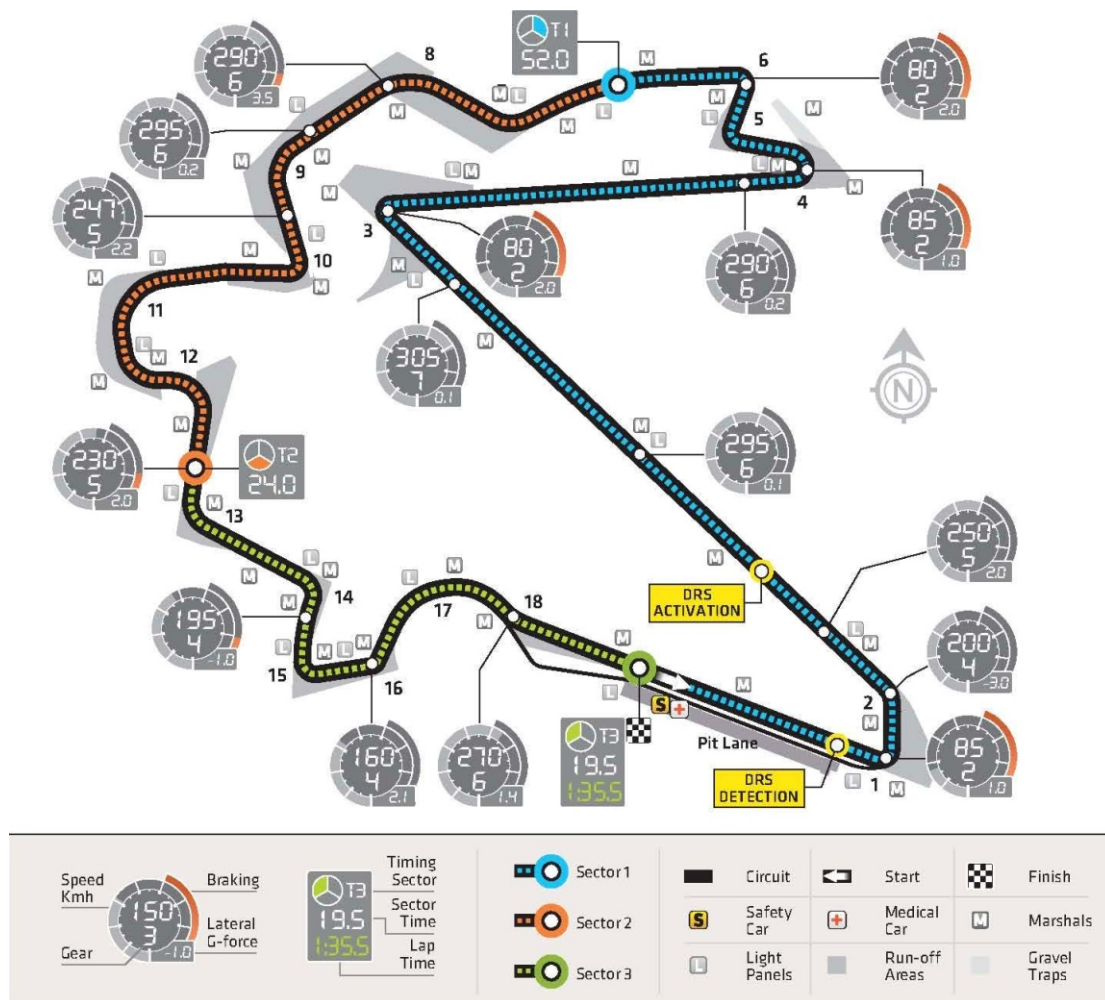
2013 FIA FORMULA 1 WORLD CHAMPIONSHIP

KOREAN INTERNATIONAL CIRCUIT

Korean Grand Prix

Race Date 6 Oct 2013 Race Distance 308.630 Km

Circuit Length 5.615 Km Number of Laps 55



Designed by Herman Tilke, the 5.615 km circuit is built on 425 acres of reclaimed land beside an artificial seaside lake. The anti-clockwise track features the calendar's longest straight, allowing for speeds of up to 320km per hour.

2013 FIA FORMULA 1 WORLD CHAMPIONSHIP

KOREAN GRAND PRIX - RESULT

RACE CLASSIFICATION 2013

POSITION	DRIVER	TEAM	LAPS	TIME
1	Sebastian Vettel	Infiniti Red Bull Racing	55	1:43:13.701
2	Kimi Raikkonen	Lotus F1 Team	55	1:43:17.925
3	Romain Grosjean	Lotus F1 Team	55	1:43:18.628
4	Nico Hulkenberg	Sauber F1 Team	55	1:43:37.815
5	Lewis Hamilton	Mercedes AMG Petronas F1 Team	55	1:43:38.956
6	Fernando Alonso	Scuderia Ferrari	55	1:43:39.890
7	Nico Rosberg	Mercedes AMG Petronas F1 Team	55	1:43:40.399
8	Jenson Button	Vodafone McLaren Mercedes	55	1:43:45.963
9	Felipe Massa	Scuderia Ferrari	55	1:43:48.091
10	Sergio Perez	Vodafone McLaren Mercedes	55	1:43:48.856
11	Esteban Gutiérrez	Sauber F1 Team	55	1:43:49.691
12	Valtteri Bottas	Williams F1 Team	55	1:44:00.750
13	Pastor Maldonado	Williams F1 Team	55	1:44:03.714
14	Charles Pic	Caterham F1 Team	55	1:44:17.279
15	Giedo Van der Garde	Caterham F1 Team	55	1:44:18.202
16	Jules Bianchi	Marussia F1 Team	55	1:44:21.671
17	Max Chilton	Marussia F1 Team	55	1:44:26.599
18	Jean-Eric Vergne	Scuderia Toro Rosso	53	1:40:53.686
19	Daniel Ricciardo	Scuderia Toro Rosso	52	1:38:36.740
20	Adrian Sutil	Sahara Force India F1 Team	50	1:36:12.893
-	Mark Webber	Infiniti Red Bull Racing	DNF	
-	Paul Di Resta	Sahara Force India F1 Team	DNF	
FASTEST LAP				
	Sebastian Vettel	Infiniti Red Bull Racing	53	1:41.380

2013 FIA FORMULA 1 WORLD CHAMPIONSHIP

SUZUKA CIRCUIT

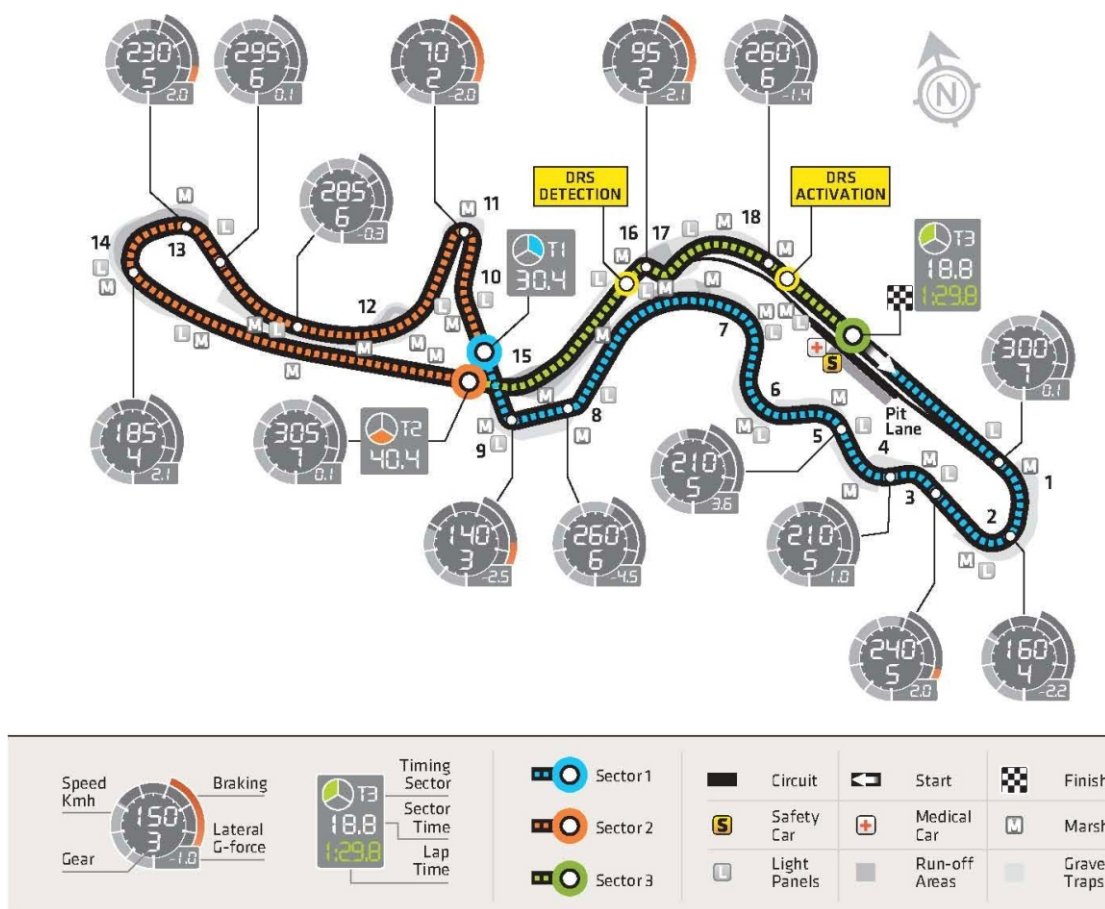
Japanese Grand Prix

Race Date 13 Oct 2013

Race Distance 307.471 Km

Circuit Length 5.807 Km

Number of Laps 53



The Japanese circuit is the only one that crosses over itself, in a figure of eight format, but this fact means that it is also the only circuit that runs both clockwise and anti-clockwise. The grounds play host to a huge funfair, and the big wheel is prominent on the skyline. An extremely fast and technical circuit, Suzuka is popular with drivers and spectators alike and has some notorious corners including Spoon Curve and 130R. The circuit closed for a year in 2008 in order to make revisions necessary for F1, it re-opened on April 12, 2009.

2013 FIA FORMULA 1 WORLD CHAMPIONSHIP

JAPANESE GRAND PRIX - RESULT

RACE CLASSIFICATION 2013

POSITION	DRIVER	TEAM	LAPS	TIME
1	Sebastian Vettel	Infiniti Red Bull Racing	53	1:26:49.301
2	Mark Webber	Infiniti Red Bull Racing	53	1:26:56.430
3	Romain Grosjean	Lotus F1 Team	53	1:26:59.211
4	Fernando Alonso	Scuderia Ferrari	53	1:27:34.906
5	Kimi Raikkonen	Lotus F1 Team	53	1:27:36.626
6	Nico Hulkenberg	Sauber F1 Team	53	1:27:40.916
7	Esteban Gutiérrez	Sauber F1 Team	53	1:28:00.931
8	Nico Rosberg	Mercedes AMG Petronas F1 Team	53	1:28:01.324
9	Jenson Button	Vodafone McLaren Mercedes	53	1:28:10.122
10	Felipe Massa	Scuderia Ferrari	53	1:28:18.564
11	Paul Di Resta	Sahara Force India F1 Team	53	1:28:27.873
12	Jean-Eric Vergne	Scuderia Toro Rosso	52	1:26:52.410
13	Daniel Ricciardo	Scuderia Toro Rosso	52	1:26:54.598
14	Adrian Sutil	Sahara Force India F1 Team	52	1:27:06.344
15	Sergio Perez	Vodafone McLaren Mercedes	52	1:27:06.462
16	Pastor Maldonado	Williams F1 Team	52	1:27:08.671
17	Valtteri Bottas	Williams F1 Team	52	1:27:09.253
18	Charles Pic	Caterham F1 Team	52	1:28:09.524
19	Max Chilton	Marussia F1 Team	52	1:28:28.731
-	Lewis Hamilton	Mercedes AMG Petronas F1 Team	DNF	
-	Giedo Van der Garde	Caterham F1 Team	DNF	
-	Jules Bianchi	Marussia F1 Team	DNF	

FASTEST LAP

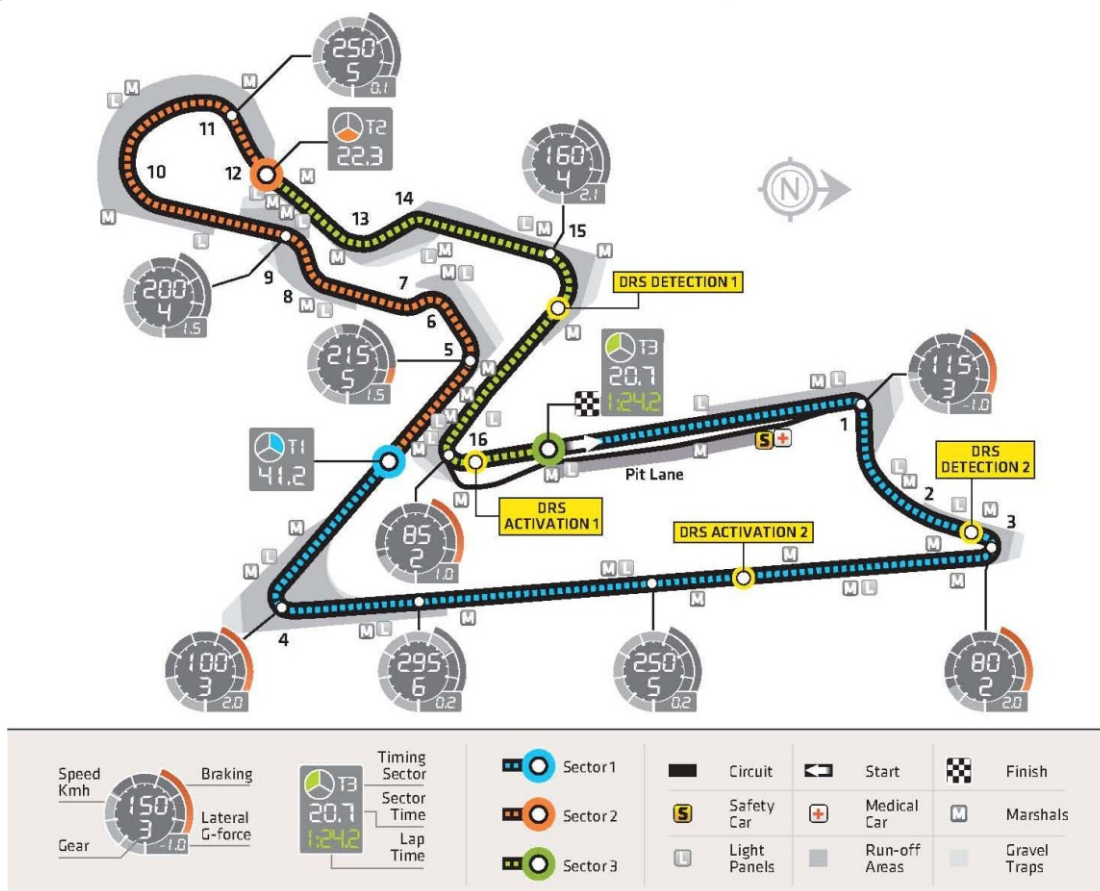
Mark Webber	Infiniti Red Bull Racing	44	1:34.587
-------------	--------------------------	----	----------

2013 FIA FORMULA 1 WORLD CHAMPIONSHIP

BUDDH INTERNATIONAL CIRCUIT

Indian Grand Prix

Race Date	27 Oct 2013	Race Distance	307.249Km
Circuit Length	5.125 Km	Number of Laps	60



Buddh International Circuit proves to be a fast, flowing and highly demanding race track, complete with memorable corners and several good overtaking opportunities. One of the notable sections of Buddh Circuit is the multi-apex turns 10-11. It has been likened to Spoon Corner at Suzuka and also to Turn Eight at Istanbul Park. Unlike both of those, it is a clockwise turn.

The debut of the Indian Grand Prix was perhaps the highlight of the 2011 season. The Circuit has been awarded with the "Best F1 Promoter" award in 2011 & 2012 by the FIA at their annual awards.

2013 FIA FORMULA 1 WORLD CHAMPIONSHIP

YAS MARINA CIRCUIT

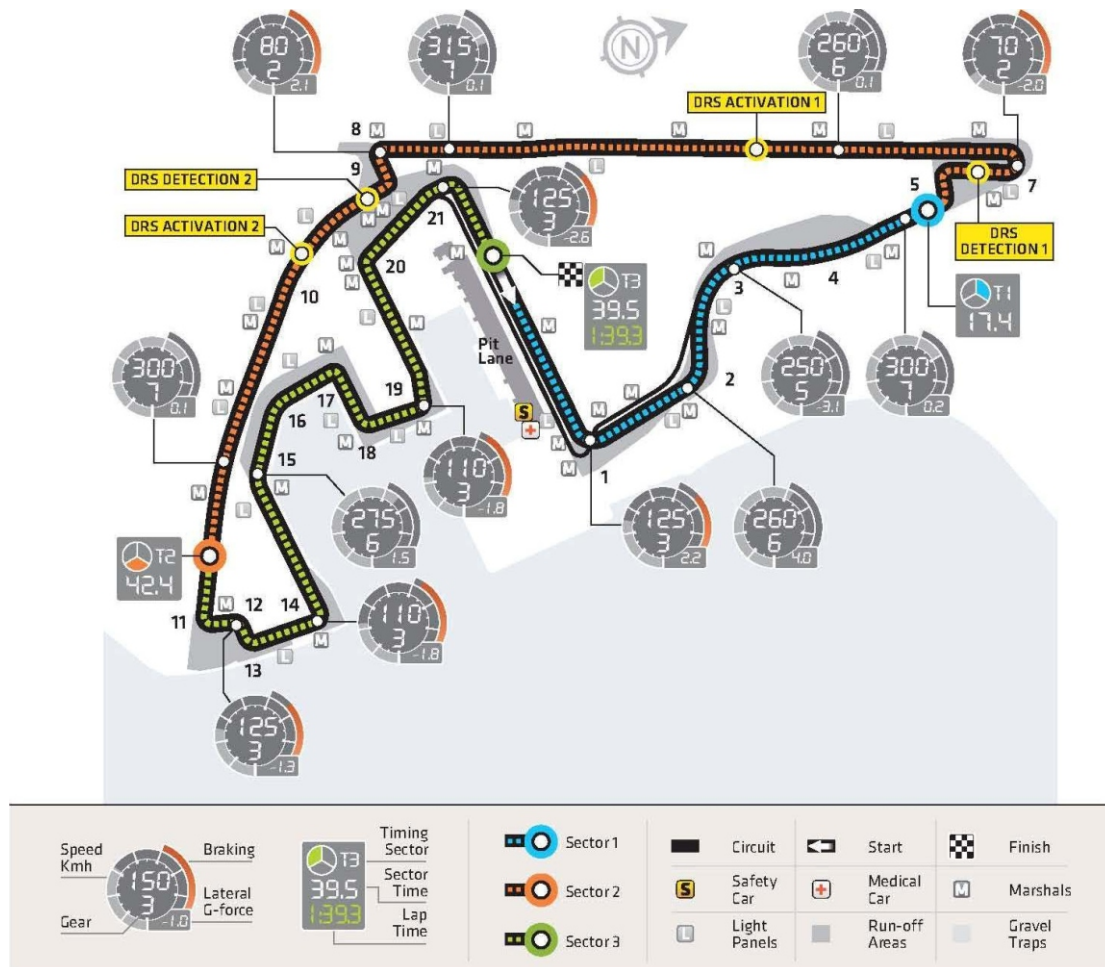
Abu Dhabi Grand Prix

Race Date 3 Nov 2013

Race Distance 305.55 Km

Circuit Length 5.554 Km

Number of Laps 55 Laps



The circuit is unique as it is the only track with an underground pit lane. Leaving the track on the right, it crosses underneath and rejoins on the left.

Abu Dhabi is unique on the F1 calendar being a (scheduled) twilight race. When the lights are turned on, Yas Marina becomes the largest lit permanent sports venue in the world. Unlike some other sports where lighting will be switched on as required during a day/night event, for the Abu Dhabi Grand Prix, the lights are on from the start of the later sessions to ensure a consistent level of illumination for the drivers.

2013 FIA FORMULA 1 WORLD CHAMPIONSHIP

CIRCUIT OF THE AMERICAS

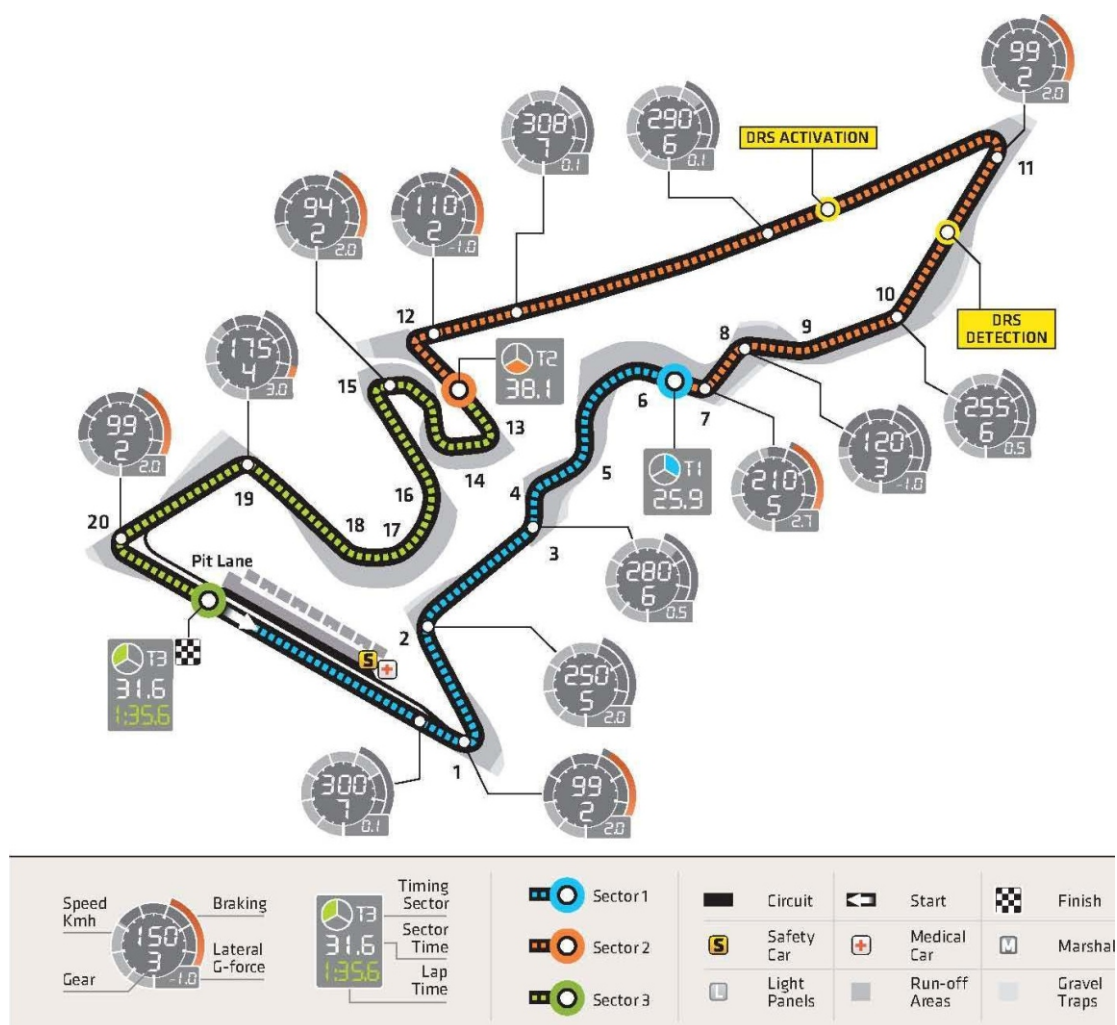
United States Grand Prix

Race Date 17 Nov 2013

Race Distance 308.405 Km

Circuit Length 5.513 Km

Number of Laps 56



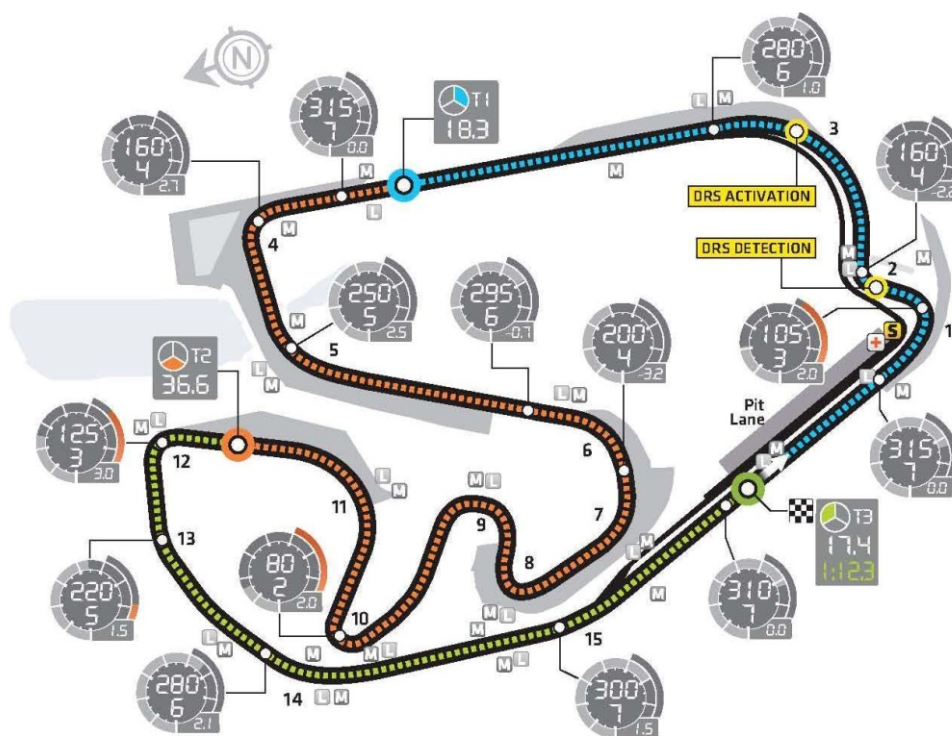
In 2012, the United States Grand Prix returned to the F1 calendar at Austin, Texas, the first Grand Prix on US soil since the 2007 race at the Indianapolis Motor Speedway. The track runs anti-clockwise and features 20 corners, including sequences inspired by some of the world's most celebrated circuits.

2013 FIA FORMULA 1 WORLD CHAMPIONSHIP

AUTODROME JOSE CARLOS PACE

Brazil Grand Prix

Race Date	24 Nov 2013	Race Distance	305.909 Km
Circuit Length	4.309 Km	Number of Laps	71



Speed Km/h Gear	Braking Lateral G-force	Timing Sector Sector Time Lap Time	Sector 1 Sector 2 Sector 3	Circuit Safety Car Light Panels	Start Medical Car Run-off Areas	Finish Marshals Gravel Traps
--------------------	----------------------------	--	----------------------------------	---------------------------------------	---------------------------------------	------------------------------------

The 4.3km Interlagos layout has held the F1 Brazilian GP since 1990. Prior to this the race was held in Rio de Janeiro at Jacarepaguá (1978, 1981-89) and on the longer 8km Interlagos layout (1973-77, 1979-80). The only drivers to win in both cities are Prost and Carlos Reutemann. The Interlagos circuit has played host to some of the most exciting and memorable races in recent Formula One history, including Lewis Hamilton winning the World Championship on the last lap of the 2008 race.

Regarded as one of the most challenging circuits in Grand Prix racing, Alain Prost still holds the record with six victories in Brazil.



2013 FIA FORMULA 1 WORLD CHAMPIONSHIP

DRIVERS' CHAMPIONSHIP

PS	DRIVER	AUS	MAS	CHN	BRN	ESP	MON	CAN	GBR	GER	HUN	BEL	ITA	SIN	KOR	JPN	IND	ABU	USA	BRA	Points
1.	Sebastian Vettel	15	25	12	25	12	18	25	-	25	15	25	25	25	25	25					297
2.	Fernando Alonso	18	-	25	4	25	6	18	15	12	10	18	18	18	8	12					207
3.	Kimi Räikkönen	25	6	18	18	18	1	2	10	18	18	-	-	15	18	10					177
4.	Lewis Hamilton	10	15	15	10	-	12	15	12	10	25	15	2	10	10	-					161
5.	Mark Webber	8	18	-	6	10	15	12	18	6	12	10	15	-	-	18					148
6.	Nico Rosberg	-	12	-	2	8	25	10	25	2	-	12	8	12	6	4					126
7.	Felipe Massa	12	10	8	-	15	-	4	8	-	4	6	12	8	2	1					90
8.	Romain Grosjean	1	8	2	15	-	-	-	-	15	8	4	4	-	15	15					87
9.	Jenson Button	2	-	10	1	4	8	-	-	8	6	8	1	6	4	2					60
10.	Nico Hülkenberg	-	4	1	-	-	-	-	1	1	-	-	10	2	12	8					39
11.	Paul di Resta	4	-	4	12	6	2	6	2	-	-	-	-	-	-	-					36
12.	Adrian Sutil	6	-	-	-	-	10	1	6	-	-	2	-	1	-	-					26
13.	Sergio Perez	-	2	-	8	2	-	-	-	4	2	-	-	4	1	-					23
14.	Daniel Ricciardo	-	-	6	-	1	-	-	4	-	-	1	6	-	-	-					18
15.	Jean-Éric Vergne	-	1	-	-	-	4	8	-	-	-	-	-	-	-	-					13
16.	Esteban Gutiérrez	-	-	-	-	-	-	-	-	-	-	-	-	-	-	6					6
17.	Pastor Maldonado	-	-	-	-	-	-	-	-	-	1	-	-	-	-	-					1
18.	Valtteri Bottas	-	-	-	-	-	-	-	-	-	-	-	-	-	-	-					0
19.	Jules Bianchi	-	-	-	-	-	-	-	-	-	-	-	-	-	-	-					0
20.	Charles Pic	-	-	-	-	-	-	-	-	-	-	-	-	-	-	-					0
21.	Giedo van der Garde	-	-	-	-	-	-	-	-	-	-	-	-	-	-	-					0
22.	Max Chilton	-	-	-	-	-	-	-	-	-	-	-	-	-	-	-					0



2013 FIA FORMULA 1 WORLD CHAMPIONSHIP

CONSTRUCTORS' CHAMPIONSHIP

ENTRANT	AUS	MAS	CHN	BRN	ESP	MON	CAN	GBR	GER	HUN	BEL	ITA	SIN	KOR	JPN	IND	ABU	USA	BRA	Points
Infiniti Red Bull Racing	23	43	12	31	22	33	37	18	31	27	35	40	25	25	43					445
Scuderia Ferrari	30	10	33	4	40	6	22	23	12	14	24	30	26	10	13					297
Mercedes AMG Petronas F1 Team	10	27	15	12	8	37	25	37	12	25	27	10	22	16	4					287
Lotus F1 Team	26	14	20	33	18	1	2	10	33	26	4	4	15	33	25					264
Vodafone McLaren Mercedes	2	2	10	9	6	8	-	-	12	8	8	1	10	5	2					83
Sahara Force India F1 Team	10	-	4	12	6	12	7	8	-	-	2	-	1	-	-					62
Sauber F1 Team	-	4	1	-	-	-	-	1	1	-	-	10	2	12	14					45
Scuderia Toro Rosso	-	1	6	-	1	4	8	4	-	-	1	6	-	-	-					31
Williams F1 Team	-	-	-	-	-	-	-	-	-	1	-	-	-	-	-					1
Marussia F1 Team	-	-	-	-	-	-	-	-	-	-	-	-	-	-	-					0
Caterham F1 Team	-	-	-	-	-	-	-	-	-	-	-	-	-	-	-					0

2012 FIA FORMULA 1 WORLD CHAMPIONSHIP

DRIVERS' CHAMPIONSHIP

PS	DRIVER	AUS	MAS	CHN	BRN	ESP	MON	CAN	EUR	GBR	GER	HUN	BEL	ITA	SIN	JPN	KOR	IND	ABU	USA	BRA	Points
1.	Sebastian Vettel	18	-	10	25	8	12	12	-	15	10	12	18	--	25	25	25	25	15	18	8	281
2.	Fernando Alonso	10	25	2	6	18	15	10	25	18	25	10	-	15	15	--	15	18	18	15	18	278
3.	Kimi Räikkönen	6	10	-	18	15	2	4	18	10	15	18	15	10	8	8	10	6	25	8	1	207
4.	Lewis Hamilton	15	15	15	4	4	10	25	-	4	-	25	-	25	-	10	1	12	--	25	--	190
5.	Jenson Button	25	-	18	-	2	-	--	4	1	18	8	25	--	18	12	-	10	12	10	25	188
6.	Mark Webber	12	12	12	12	-	25	6	12	25	4	4	8	--	-	2	18	15	--	--	12	179
7.	Felipe Massa	-	-	-	2	-	8	1	-	12	-	2	10	12	4	18	12	8	6	12	15	122
8.	Romain Grosjean	-	-	8	15	12	-	18	-	8	-	15	--	-	6	--	6	2	--	6	--	96
9.	Nico Rosberg	-	-	25	10	6	18	8	8	--	1	1	-	6	10	--	-	--	--	--	--	93
10.	Sergio Perez	4	18	-	-	-	-	15	2	--	8	--	-	18	1	--	-	--	--	--	--	66
11.	Nico Hülkenberg	-	2	-	-	1	4	-	10	--	2	--	12	--	-	6	8	4	--	4	10	63
12.	Kamui Kobayashi	8	-	1	-	10	-	2	-	-	12	--	-	2	-	15	-	--	8	--	2	60
13.	Michael Schumacher	-	1	-	1	-	-	-	15	6	6	--	6	8	-	--	-	--	--	--	6	49
14.	Paul di Resta	1	6	-	8	-	6	--	6	--	-	--	1	4	12	--	-	--	2	--	--	46
15.	Pastor Maldonado	-	-	4	-	25	-	--	-	--	-	--	-	--	-	4	-	--	10	2	--	45
16.	Bruno Senna	-	8	6	-	-	1	--	1	2	-	6	-	1	-	--	-	1	4	1	--	31
17.	Jean-Éric Vergne	-	4	-	-	-	-	--	-	--	-	--	4	--	-	--	4	--	--	--	4	16
18.	Daniel Ricciardo	2	-	-	-	-	-	--	-	--	-	--	2	--	2	1	2	--	1	--	--	10
19.	Vitaly Petrov	-	-	-	-	-	-	--	-	--	-	--	-	-	-	-	-	-	-	-	-	
20.	Timo Glock	-	-	-	-	-	-	--	-	--	-	--	-	-	-	-	-	-	-	-	-	
21.	Charles Pic	-	-	-	-	-	-	--	-	--	-	--	-	-	-	-	-	-	-	-	-	
22.	Heikki Kovalainen	-	-	-	-	-	-	--	-	--	-	--	-	-	-	-	-	-	-	-	-	
23.	Jérôme d'Ambrosio	-	-	-	-	-	-	--	-	--	-	--	-	-	-	-	-	-	-	-	-	
24.	Narain Karthikeyan	-	-	-	-	-	-	--	-	--	-	--	-	-	-	-	-	-	-	-	-	
25.	Pedro de la Rosa	-	-	-	-	-	-	--	-	--	-	--	-	-	-	-	-	-	-	-	-	



2012 FIA FORMULA 1 WORLD CHAMPIONSHIP

CONSTRUCTORS' CHAMPIONSHIP

ENTRANT	AUS	MAS	CHN	BRN	ESP	MON	CAN	EUR	GBR	GER	HUN	BEL	ITA	SIN	JPN	KOR	IND	ABU	USA	BRA	Points
Red Bull Racing	30	12	22	37	8	37	18	12	40	14	16	26	--	25	27	43	40	15	18	20	460
Scuderia Ferrari	10	25	2	8	18	23	11	25	30	25	12	10	27	19	18	27	26	24	27	33	400
Vodafone McLaren Mercedes	40	15	33	4	6	10	25	4	5	18	33	25	25	18	22	1	22	12	35	25	378
Lotus F1 Team	6	10	8	33	27	2	22	18	18	15	33	15	10	14	8	16	8	25	14	1	303
Mercedes AMG Petronas F1 Team	--	1	25	11	6	18	8	23	6	7	1	6	14	10	--	--	--	--	--	6	142
Sauber F1 Team	12	18	1	--	10	--	17	2	--	20	--	--	20	1	15	--	--	8	--	2	126
Sahara Force India F1 Team	1	8	--	8	1	10	--	16	--	2	--	13	4	12	6	8	4	2	4	10	109
Williams F1 Team	--	8	10	--	25	1	--	1	2	--	6	--	1	--	4	--	1	14	3	--	76
Scuderia Toro Rosso	2	4	--	--	--	--	--	--	--	--	--	6	--	2	1	6	--	1	--	4	26
Caterham F1 Team	--	--	--	--	--	--	--	--	--	--	--	--	--	--	--	--	--	--	--	--	
Marussia F1 Team	--	--	--	--	--	--	--	--	--	--	--	--	--	--	--	--	--	--	--	--	
HRT F1 Team	--	--	--	--	--	--	--	--	--	--	--	--	--	--	--	--	--	--	--	--	



2012 FIA FORMULA 1 WORLD CHAMPIONSHIP

RACE WINNERS

Grand Prix	Date	Winners	Team	Laps	Time
Australia	18/03/2012	J. Button	Vodafone McLaren Mercedes	58	1:34:09.565
Malaysia	25/03/2012	F. Alonso	Scuderia Ferrari	56	2:44:51.812
China	15/04/2012	N. Rosberg	Mercedes AMG F1 Petronas Team	56	1:36:26.929
Bahrain	22/04/2012	S. Vettel	Red Bull Racing	57	1:35:10.990
Spain	13/05/2012	P. Maldonado	Williams F1 Team	66	1:39:09.145
Monaco	27/05/2012	M. Webber	Red Bull Racing	78	1:46:06.557
Canada	10/06/2012	L. Hamilton	Vodafone McLaren Mercedes	70	1:32:29.586
Europe	24/06/2012	F. Alonso	Scuderia Ferrari	57	1:44:16.649
Great Britain	08/07/2012	M. Webber	Red Bull Racing	52	1:25:11.288
Germany	22/07/2012	F. Alonso	Scuderia Ferrari	67	1:31:05.862
Hungary	29/07/2012	L. Hamilton	Vodafone McLaren Mercedes	69	1:41:05.503
Belgium	02/09/2012	J. Button	Vodafone McLaren Mercedes	44	1:29:08.530
Italy	09/09/2012	L. Hamilton	Vodafone McLaren Mercedes	53	1:19:41.221
Singapore	23/09/2012	S. Vettel	Red Bull Racing	59	2:00:26.144
Japan	07/10/2012	S. Vettel	Red Bull Racing	53	1:28:56.242
Korea	14/10/2012	S. Vettel	Red Bull Racing	55	1:36:28.651
India	28/10/2012	S. Vettel	Red Bull Racing	60	1:31:10.744
Abu Dhabi	04/11/2012	K. Räikkönen	Lotus F1 Team	55	1:45:58.667
United States	18/11/2012	L. Hamilton	Vodafone McLaren Mercedes	56	1:35:55.269
Brazil	25/11/2012	J. Button	Vodafone McLaren Mercedes	71	1:45:22.656

Infiniti Red Bull Racing



Car/Engine	RB9/ Renault RS27-2013	Highest Race Finish	1 (x 43)
Formula One Debut	2005, Australia	Pole Positions	53
World Championships	3	2012 Championship	Winners



Sebastian Vettel



Mark Webber

F1 Debut	2007 USA (BMW)
Podiums:	58
Grand Prix Contested	116
World Championships	3
Highest race finish	1 (x 35)
Highest grid position	1 (x 42)

F1 Debut	2002 Australia (Minardi)
Podiums	39
Grand Prix Contested	213
World Championships	0
Highest race finish	1 (x 9)
Highest grid position	1 (x 12)

Media contact:

Katie Tweedle

Email : katie.tweedle@redbullracing.com

Tel : + 44 7766 471 568

Website: www.infiniti-redbullracing.com

Scuderia Ferrari



Car/Engine	F138/Ferrari 056	Highest Race Finish	1 (x 221)
Formula One Debut	1950 Monaco	Pole Positions	207
World Championships	16	2012 Championship	2 nd



Fernando Alonso

F1 Debut	2001 Australia (Minardi)
Podiums	94
Grand Prix Contested	213
World Championships	2
Highest race finish	1 (x 32)
Highest grid position	1 (x 22)



Felipe Massa

F1 Debut	2002 Australia (Sauber)
Podiums	36
Grand Prix Contested	188
World Championships	0
Highest race finish	1 (x 11)
Highest grid position	1 (x 15)

Media Contacts:

Roberta Vallorosi

Tel.: + 39 3346591868

Email: Roberta.vallorosi@ferrari.com

Website: www.formula1.ferrari.com

Vodafone McLaren Mercedes



Car/Engine	MP4-28/ Mercedes-Benz FO 108F	Highest Race Finish	1 (x 182)
Formula One Debut	1966 Monaco	Pole Positions	155
World Championships	8	2012 Championship	3 rd



Jenson Button

F1 Debut	2000 Australia (Williams)
Podiums	49
Grand Prix Contested	245
World Championships	1
Highest race finish	1 (x 15)
Highest grid position	1 (x 8)



Sergio Perez

F1 Debut	2011 Australia (Sauber)
Podiums	3
Grand Prix Contested	53
World Championships	0
Highest race finish	2 (x 2)
Highest grid position	4 (x 1)

Media contacts:

Silvia Hoffer Frangipane

Tel: + 44 7584 218 639

Email: silvia.hoffer@mclaren.com

Website: www.mclaren.com

Buddh International Circuit
Jaypee Sports City, Sec-25
YEIDA, Along Yamuna Expressway,
Gautam Budh Nagar, UP, India
Tel.: +91 4429 498
www.buddhinternationalcircuit.co.in

Lotus F1 Team



Car/Engine	E21/Renault RS27-2013	Highest Race Finish	1 (x 37)
Formula One Debut	1981 San Marino	Pole Positions	51
World Championships	2	2012 Championship	4 th



Kimi Raikkonen

F1 Debut	2001 Australia (Sauber)
Podiums	77
Grand Prix Contested	192
World Championships	1
Highest race finish	1 (x 20)
Highest grid position	1 (x 16)



Romain Grosjean

F1 Debut	2009 Europe (Renault)
Podiums	7
Grand Prix Contested	41
World Championships	0
Highest race finish	2 (x 1)
Highest grid position	2 (x 1)

Media Contacts:

Clarisse Hoffman

Email: clarisse.hoffman@lotusf1team.com

Tel: + 44 7747 468273

Website: www.lotusf1team.com

Mercedes AMG Petronas F1 Team



Car/Engine	F1W04- Mercedes-Benz	Highest Race Finish	1 (x 4)
Formula One Debut	2010 Australia	Pole Positions	9
World Championships	0	2012 Championship	5 th



Nico Rosberg

F1 Debut	2006 Bahrain (Williams)
Podiums	9
Grand Prix Contested	143
World Championships	0
Highest race finish	1 (x 3)
Highest grid position	1 (x 4)



Lewis Hamilton

F1 Debut	2007 Australia (McLaren)
Podiums	54
Grand Prix Contested	125
World Championships	1
Highest race finish	1 (x 22)
Highest grid position	1 (x 31)

Media contacts:

Nicola Armstrong

Email: Narmstrong@mercedes-gp.com

Tel.: + 44 7793 844549

Website: www.mercedes-amg-f1.com

Sauber F1 Team



Car/Engine	C32/Ferrari 056	Highest Race Finish	1 (x 1)
Formula One Debut	1993 South Africa	Pole Positions	1
World Championships	0	2012 Championship	6 th



Nico Hulkenburg

F1 Debut	2010 Bahrain (Williams)
Podiums	0
Grand Prix Contested	54
World Championships	0
Highest race finish	4 (x 2)
Highest grid position	1 (x 1)



Esteban Gutierrez

F1 Debut	2013 Australia (Sauber)
Podiums	0
Grand Prix Contested	15
World Championships	0
Highest race finish	7 (x 1)
Highest grid position	8 (x 1)

Media Contacts:

Hanspeter Brack

Email: hanspeter.brack@sauber-motorsport.com

Tel : + 41 79 770 1819

Website: www.sauberf1team.com

Sahara Force India F1 Team



Car/Engine	VJM06/Mercedes Benz	Highest Race Finish	2 (x 1)
Formula One Debut	2008 Australia	Pole Positions	1
World Championships	0	2012 Championship	7 th



Paul Di Resta



Adrian Sutil

F1 Debut	2011 Australia (Force India)	F1 Debut	2007 Australia (Spyker)
Podiums	0	Podiums	0
Grand Prix Contested	54	Grand Prix Contested	105
World Championships	0	World Championships	0
Highest race finish	4 (x 2)	Highest race finish	4 (x 1)
Highest grid position	5 (x 2)	Highest grid position	2 (x 1)

Media contacts:

Will Hings

Email: will.hings@forceindiaf1.com

Tel.: + 44 7734 202020

Website: www.forceindiaf1.com



Williams F1 Team



Car/Engine	FW 35/Renault RS27-2013	Highest Race Finish	1 (x 114)
Formula One Debut	1975 Argentina	Pole Positions	127
World Championships	9	2012 Championship	8 th



Pastor Maldonado

F1 Debut	2011 Australia (Williams)
Podiums	1
Grand Prix Contested	54
World Championships	0
Highest race finish	1 (x 1)
Highest grid position	1 (x 1)



Valtteri Bottas

F1 Debut	2013 Australia (Williams)
Podiums	0
Grand Prix Contested	15
World Championships	0
Highest race finish	11 (x 1)
Highest grid position	3 (x 1)

Media Contacts:

Sophie Eden

Tel.: + 44 7977275762

Email: sophie.eden@williamsf1team.com

Web: www.williamsf1.com

Scuderia Toro Rosso



Car/Engine	STR8/Ferrari056	Highest Race Finish	1 (x 1)
Formula One Debut	2006 Bahrain	Pole Positions	1
World Championships	0	2012 Championship	9 th



Daniel Ricciardo

F1 Debut	2011 Great Britain (HRT)
Podiums	0
Grand Prix Contested	46
World Championships	0
Highest race finish	7 (x 2)
Highest grid position	5 (x 1)



Jean-Eric Vergne

F1 Debut	2012 Australia (Toro Rosso)
Podiums	0
Grand Prix Contested	35
World Championships	0
Highest race finish	6 (x 1)
Highest grid position	7 (x 1)

Media contacts:

Marieluise Mammitzsch

Email: marieluise.mammitzsch@tororosso.com

Tel : + 39 340 9081 065

Website: www.scuderiatororosso.com

Buddh International Circuit
Jaypee Sports City, Sec-25
YEIDA, Along Yamuna Expressway,
Gautam Budh Nagar, UP, India
Tel.: +91 4429 498
www.buddhinternationalcircuit.co.in

Caterham F1 Team



Car/Engine	CT03/Renault RS27-2013	Highest Race Finish	11 (x 1)
Formula One Debut	2010 Bahrain	Pole Positions	0
World Championships	0	2012 Championship	10 th



Charles Pic



Giedo van der Garde

F1 Debut	2012 Australia (Marussia)	F1 Debut	2013 Australia (Caterham)
Podiums	0	Podiums	0
Grand Prix Contested	35	Grand Prix Contested	15
World Championships	0	World Championships	0
Highest race finish	12 (x 1)	Highest race finish	14 (x 1)
Highest grid position	18 (x 4)	Highest grid position	14 (x 1)

Media Contacts:

Tom Webb

Email: tom.webb@caterhamf1.com

Tel: + 44 7581 208 504

Web: www.caterhamf1.com

Marussia F1 Team



Car/Engine	MR02/Cosworth CA 2013K	Highest Race Finish	12 (x 2)
Formula One Debut	2010 Bahrain	Pole Positions	0
World Championships	0	2012 Championship	11 th



Jules Bianchi

F1 Debut	2013 Australia (Marussia)
Podiums	0
Grand Prix Contested	15
World Championships	0
Highest race finish	13 (x 1)
Highest grid position	15 (x 1)



Max Chilton

F1 Debut	2013 Australia (Marussia)
Podiums	0
Grand Prix Contested	15
World Championships	0
Highest race finish	14 (x 1)
Highest grid position	16 (x 1)

Media contact:

Tracy Novak

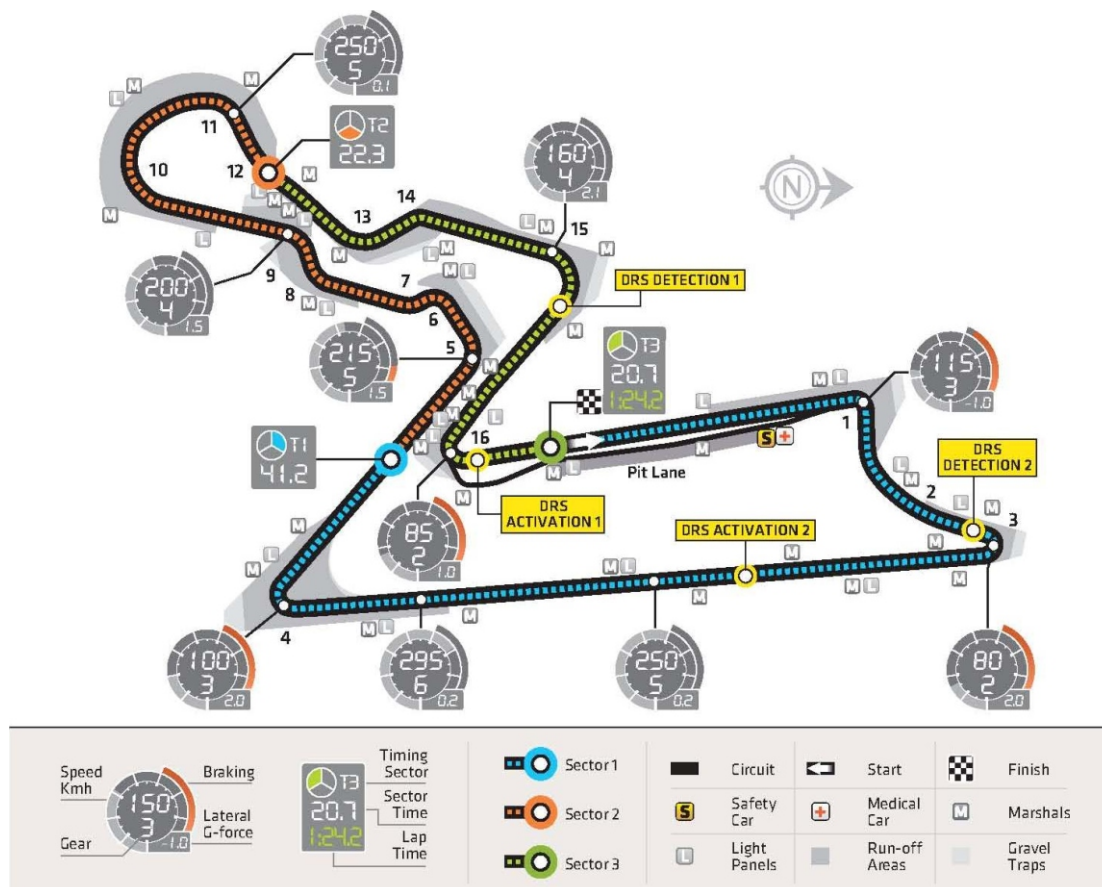
Email: tracy.novak@marussiaf1team.com

Tel: + 44 7590 964 936

Web: www.marussiaf1team.com

INDIAN GRAND PRIX

BUDDH INTERNATIONAL CIRCUIT-FACTS AND FIGURES



Owner:	Jaypee Sports International Limited
Construction Time:	Two Years
Building Costs:	USD 400 Million
Turns:	16
Circuit Length:	5.125 Km
Highest point:	14 m
Width of the track:	14m - 20m
Marshal Posts:	33
Pit Garages:	41
Team Buildings:	18
Spectator Capacity:	100,000
First F1 Indian Grand Prix:	30 October 2011
First F1 Indian Grand Prix Winner:	Sebastian Vettel, Red Bull
Previous Fastest Laps :	2011 - 1:27.249 Sebastian Vettel, Red Bull Racing 2012 - 1:28.203 Jenson Button, Vodafone McLaren Mercedes

Buddh International Circuit
Jaypee Sports City, Sec-25
YEIDA, Along Yamuna Expressway,
Gautam Budh Nagar, UP, India
Tel.: +91 4429 498
www.buddhinternationalcircuit.co.in



2011 FORMULA 1 AIRTEL INDIAN GRAND PRIX

RACE RESULT

POSITION	DRIVER	TEAM	LAPS	TIME
1	Sebastian Vettel	Red Bull Racing	60	1:30:35.002
2	Jenson Button	Vodafone McLaren Mercedes	60	1:30:43.435
3	Fernando Alonso	Scuderia Ferrari	60	1:30:59.303
4	Mark Webber	Red Bull Racing	60	1:31:00.531
5	Michael Schumacher	Mercedes GP Petronas F1 team	60	1:31:40.423
6	Nico Rosberg	Mercedes GP Petronas F1 team	60	1:31:41.853
7	Lewis Hamilton	Vodafone McLaren Mercedes	60	1:31:59.185
8	Jaime Alguersuari	Scuderia Toro Rosso	59	1:30:54.422
9	Adrian Sutil	Force India F1 Team	59	1:31:10.160
10	Sergio Perez	Sauber F1 Team	59	1:31:12.750
11	Vitaly Petrov	Lotus Renault GP	59	1:31:13.627
12	Bruno Senna	Lotus Renault GP	59	1:31:25.298
13	Paul Di Resta	Force India F1 Team	59	1:31:29.243
14	Heikki Kovalainen	Team Lotus	58	1:30:41.595
15	Rubens Barrichello	AT & T Williams	58	1:30:56.557
16	Jerome D'Ambrosio	Marussia Virgin Racing	57	1:30:51.481
17	Narain Karthikeyan	HRT F1 Team	57	1:30:52.067
18	Daniel Ricciardo	HRT F1 Team	57	1:31:23.903
19	Jarno Trulli	Team Lotus	55	1:30:58.490
	Felipe Massa	Scuderia Ferrari	DNF	
	Sebastien Buemi	Scuderia Toro Rosso	DNF	
	Pastor Maldonado	AT & T Williams	DNF	
	Timo Glock	Marussia Virgin Racing	DNF	
	Kamui Kobayashi	Sauber F1 Team	DNF	
FASTEST LAP				
	Sebastian Vettel	Red Bull Racing	On lap 60	1:27.249

2011 FORMULA 1 AIRTEL INDIAN GRAND PRIX

OFFICIAL STARTING GRID

POSITION	DRIVER	TEAM	TIME
1	Sebastian Vettel	Red Bull Racing	1:24.178
2	Mark Webber	Red Bull Racing	1:24.508
3	Fernando Alonso	Scuderia Ferrari	1:24.519
4	Jenson Button	Vodafone McLaren Mercedes	1:24.950
5	Lewis Hamilton	Vodafone McLaren Mercedes	1:24.474
6	Felipe Massa	Scuderia Ferrari	1:25.122
7	Nico Rosberg	Mercedes GP Petronas F1 Team	1:25.451
8	Adrian Sutil	Force India F1 Team	1:26.140
9	Sébastien Buemi	Scuderia Toro Rosso	1:26.161
10	Jaime Alguersuari	Scuderia Toro Rosso	1:26.319
11	Michael Schumacher	Mercedes GP Petronas F1 Team	1:26.337
12	Paul Di Resta	Force India F1 Team	1:26.503
13	Pastor Maldonado	AT & T Williams	1:26.537
14	Bruno Senna	Lotus Renault GP	1:26.651
15	Rubens Barrichello	AT & T Williams	1:27.247
16	Vitaly Petrov	Lotus Renault GP	1:26.319
17	Kamui Kobayashi	Sauber F1 Team	1:27.876
18	Heikki Kovalainen	Team Lotus	1:28.565
19	Jarno Trulli	Team Lotus	1:28.752
20	Sergio Perez	Sauber F1 Team	1:27.562
21	Jerome D'Ambrosio	Marussia Virgin Racing	1:30.866
22	Timo Glock	Marussia Virgin Racing	1:34.046
23	Daniel Ricciardo	HRT F1 Team	1:30.216
24	Narain Karthikeyan	HRT F1 Team	1:30.238

2012 FORMULA 1 AIRTEL INDIAN GRAND PRIX

RACE RESULT

POSITION	DRIVER	TEAM	LAPS	TIME
1	Sebastien Vettel	Red Bull Racing	60	1:31:10.744
2	Fernando Alonso	Scuderia Ferrari	60	1:31:20.181
3	Mark Webber	Red Bull Racing	60	1:31:23.961
4	Lewis Hamilton	Vodafone McLaren Mercedes	60	1:31:24.653
5	Jenson Button	Vodafone McLaren Mercedes	60	1:31:37.010
6	Felipe Massa	Scuderia Ferrari	60	1:31:55.418
7	Kimi Raikkonen	Lotus F1 Team	60	1:31:55.971
8	Nico Hulkenberg	Sahara Force India F1 Team	60	1:32:05.742
9	Romain Grosjean	Lotus F1 Team	60	1:32:06.847
10	Bruno Senna	Williams F1 Team	60	1:32:25.719
11	Nico Rosberg	Mercedes AMG Petronas F1 Team	60	1:32:32.438
12	Paul Di Resta	Sahara Force India F1 Team	60	1:32:33.559
13	Daniel Ricciardo	Scuderia Toro Rosso	60	1:32:36.808
14	Kamui Kobayashi	Sauber F1 Team	60	1:32:37.239
15	Jean-Eric Vergne	Scuderia Toro Rosso	59	1:32:11.843
16	Pastor Maldonado	Williams F1 Team	59	1:32:12.432
17	Vitaly Petrov	Caterham F1 Team	59	1:32:22.477
18	Heikki Kovalainen	Caterham F1 Team	59	1:32:31.148
19	Charles Pic	Marussia F1 Team	59	1:32:41.326
20	Timo Glock	Marussia F1 Team	58	1:31:35.546
21	Narain Karthikeyan	HRT F1 Team	58	1:32:15.745
22	Michael Schumacher	Mercedes AMG Petronas F1 Team	55	1:26:23.077
-	Pedro De la Rosa	HRT F1 Team	DNF	
-	Sergio Perez	Sauber F1 Team	DNF	
FASTEST LAP				
	Jenson Button	Vodafone McLaren Mercedes	60	1:28.203

2012 F1 AIRTEL INDIAN GRAND PRIX

OFFICIAL STARTING GRID

POSITION	DRIVER	TEAM	TIME
1	Sebastien Vettel	Red Bull Racing	1:25.283
2	Mark Webber	Red Bull Racing	1:25.327
3	Lewis Hamilton	Vodafone McLaren Mercedes	1:25.544
4	Jenson Button	Vodafone McLaren Mercedes	1:25.659
5	Fernando Alonso	Scuderia Ferrari	1:25.773
6	Felipe Massa	Scuderia Ferrari	1:25.857
7	Kimi Raikkonen	Lotus F1 Team	1:26.236
8	Sergio Perez	Sauber F1 Team	1:26.360
9	Pastor Maldonado	Williams F1 Team	1:26.713
10	Nico Rosberg	Mercedes AMG Petronas F1 Team	
11	Romain Grosjean	Lotus F1 Team	1:26.136
12	Nico Hulkenberg	Sahara Force India F1 Team	1:26.241
13	Bruno Senna	Williams F1 Team	1:26.331
14	Michael Schumacher	Mercedes AMG Petronas F1 Team	1:26.574
15	Daniel Ricciardo	Scuderia Toro Rosso	1:26.777
16	Paul Di Resta	Sahara Force India F1 Team	1:26.989
17	Kamui Kobayashi	Sauber F1 Team	1:27.219
18	Jean-Eric Vergne	Scuderia Toro Rosso	1:27.525
19	Vitaly Petrov	Caterham F1 Team	1:28.756
20	Heikki Kovalainen	Caterham F1 Team	1:29.500
21	Timo Glock	Marussia F1 Team	1:29.613
22	Pedro De la Rosa	HRT F1 Team	1:30.592
23	Narain Karthikeyan	HRT F1 Team	1:30.593
24	Charles Pic	Marussia F1 Team	1:30.662



USEFUL INFORMATION / NUMBER

Police

Police, Greater Noida : + 91 120 2350100, + 91 120 2525100, + 91 120 3223600

Police Control Room, New Delhi: 100

Hospital

Kailash Hospital, Greater Noida: + 91 120 2322222

Yatharth Wellness Hospital, Greater Noida : + 91 120 2447777, + 91 8800447777, + 91 8826447777

Fortis Hospital, Noida : + 91 120 4300222

Apollo Hospital, New Delhi: + 91 26925801 / 26925858

Fortis Escorts Heart Institute & Research Centre, New Delhi: +91 11 26825002/26825003

BIC Helpline

+91 120 4428040/ 4428070

Yamuna Expressway Helpline

18001027777

Other Important numbers

New Delhi Airport: + 91 124 33776000

Air France: +91 124 2720272 / 18001800033

Air India: + 91 11 24622220

British Airways: +91 124 2540543/ 4120747/ 1800 102 3592

Emirates: + 91 11 66314444

Etihad: +91 11 43537300/ 43537310, 18002090808

Gulf Air: + 91 11 43596183

Malaysian Airlines: +91 11 41512121, 41512101

Singapore Airlines: + 91 124 4310999

Lufthansa Airlines: + 91 124 4888999

Indian Tourism

Uttar Pradesh tourism (Agra, Vrindavan, Mathura, Varanasi): www.up-tourism.com

Rajasthan Tourism (Jaipur, Udaipur, Ajmer, Pushkar): www.rajasthantourism.gov.in

Delhi Tourism: www.delhitourism.nic.in

