

Section 2 – Installation & Maintenance



N-TEC2250MK

Mechanical Plumbed-In Fire Extinguisher System Installation Instructions

This is a Novex1230 - homologated gas fire extinguisher system. To maintain optimum performance all systems should be serviced every two years.

IMPORTANT Please read the following before commencing any installation.

1. These instructions should be followed during installation. Please contact us if you require any assistance during installation.
2. The components supplied should be used in accordance with the instructions and any advice we may give you. If you do not comply with the instructions or any such advice, without limitation, any warranty may be invalidated.
3. Do not connect pull cables to the extinguisher until you have completed the entire installation.
4. Check cables for free movement before final connections are made.
5. This product should be returned every 2 years from date of manufacture to FEV or an appointed service agent, for a complete check, and service refill – and re-certification for a further 2 years.

KIT CONTENTS

Qty	Description	Part No.	Drawing Item No.
1	Cylinder	N-TEC2250MK-C	1
1	Pull Cable 12ft	FE-PC-12	2
1	Pull Cable 6ft	FE-PC-6	3
7mtr	10mm Aluminium tubing	FE-ALI-10	4
2	Cockpit Nozzle with 10mm x ¼ metal straight connector	FE-NOVEC-C-PIT-NOZ-10	7
4	Engine Nozzle with 10mm x ¼ metal swivel T connector	FE-NOVEC-ENG-NOZ-10 FE-M-T-CON-10X-1/4	8 9
2	Metal Tee Connector 10-10mm	FE-T-CON-10-M	6
1	Metal Y Connector 10mm	FE-Y-CON-10-M	5
1	Cable nipples x 2	FE-CN	
16	Tube clips	FE-P-CLIP-M-10	
1	Large 'E' label	FE-E-L	
1	Small 'E' label	FE-E-SL	

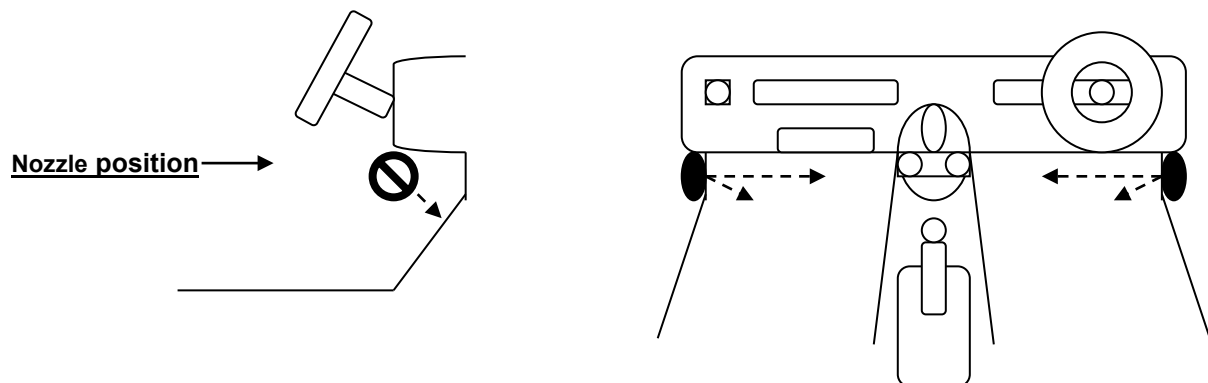
INSTALLATION INSTRUCTIONS

1. **BOLT** the cylinder-mounting cradle to the vehicle structure **SECURELY**.
2. Mount the pull cables to enable operation in accordance with current regulations. One inside the vehicle within easy reach of the driver (and co-driver where applicable) and one on the outside adjacent to the electrical cut out switch. Apply the E decal label adjacent to the external pull cable.
3. **PLUMBING** – IMPORTANT Please note 10mm metal piping supplied fits into various fittings in accordance with assembly drawing number N-TEC2250MK ensure that all push in connections are secure. Note that the supply from the mechanical valve should enter the centre branch of the T connector and exit the two outlets of the T connector into the two centre branches of the two T connectors the two outlets of each T connector then supply two engine nozzles and two cockpit nozzles.

Fire Extinguisher Valve Co Ltd
Unit 10 Ford Lane Business Park, Ford Nr Arundel, West Sussex BN18 0UZ
Tel + 44 (0) 1243 55 55 66 Fax + 44 (0) 1243 555 660

Engine Nozzles should be positioned one in each corner of the engine bay. If in doubt ask your local Motorsport UK/FIA scrutineer to advise.

Cockpit Nozzles Mount two cockpit nozzles on the front door pillars pointing one into each of the footwells



THIS IS A SAFETY ITEM! CHECK YOUR INSTALLATION CAREFULLY! IF IN DOUBT ASK!

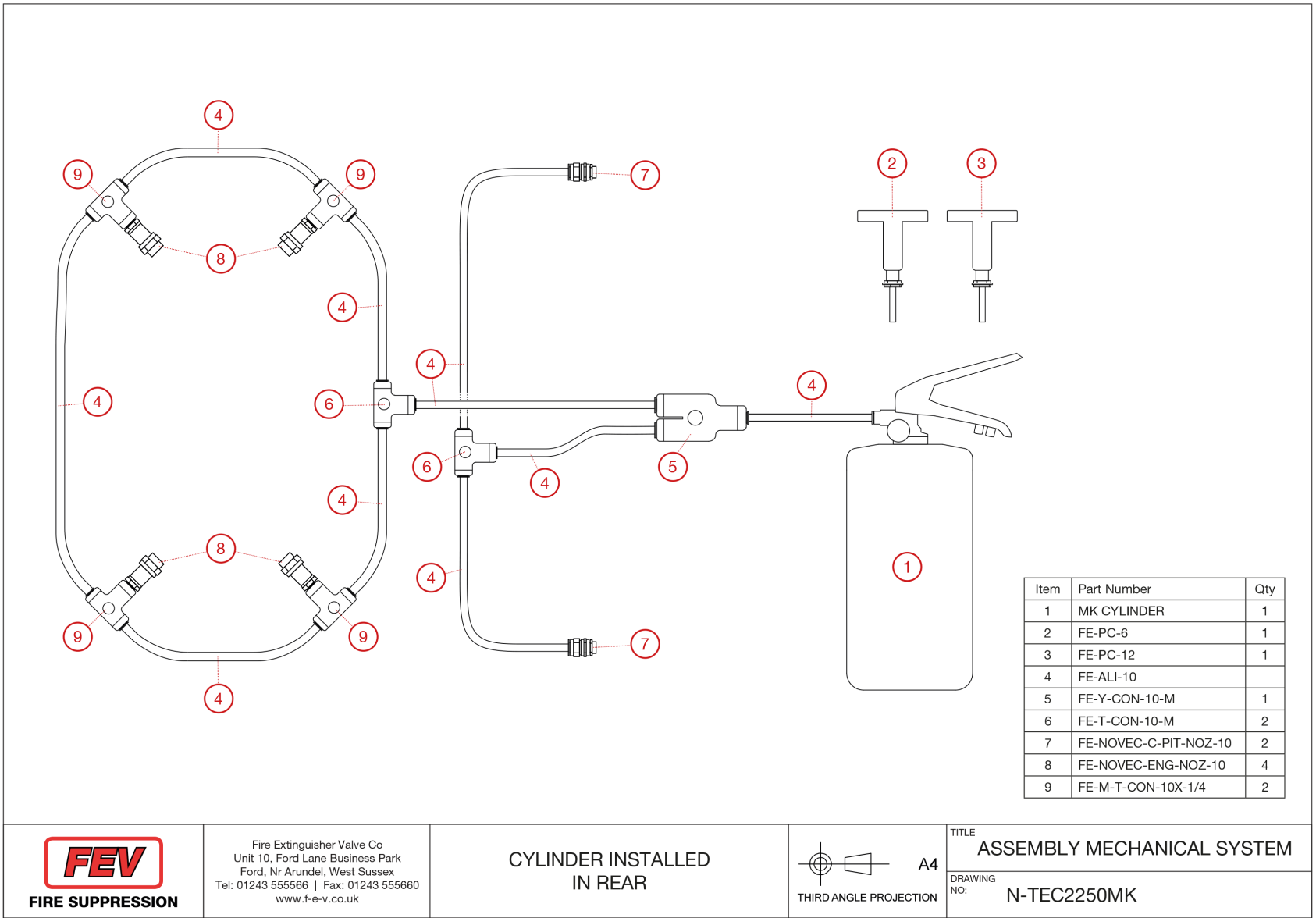
Please Note: FEV Novec1230 systems are tested and rated for a temperature operation range of -10 to $+60$ degrees C in accordance with FIA regulations and technical list 16. Users should ensure that where high temperatures are anticipated adequate provision is made to locate the system away from high temperature sources (exhaust, catalyst, etc) and if necessary fit reflective insulation around the cylinder.

BEFORE EVERY EVENT CHECK SYSTEM CONTENTS, NOZZLES ARE CLEAN AND ALL CONNECTIONS ARE SECURE

Fire Extinguisher Valve Co Ltd
Unit 10 Ford Lane Business Park, Ford Nr Arundel, West Sussex BN18 0UZ
Tel + 44 (0) 1243 55 55 66 Fax + 44 (0) 1243 555 660

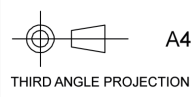


Fire Extinguisher Valve Co Ltd
Unit 10 Ford Lane Business Park, Ford Nr Arundel, West Sussex BN18 0UZ
Tel + 44 (0) 1243 55 55 66 Fax + 44 (0) 1243 555 660



Fire Extinguisher Valve Co
 Unit 10, Ford Lane Business Park
 Ford, Nr Arundel, West Sussex
 Tel: 01243 555566 | Fax: 01243 555660
 www.fe-v.co.uk

CYLINDER INSTALLED
 IN REAR



TITLE
ASSEMBLY MECHANICAL SYSTEM
 DRAWING NO:
N-TEC2250MK

Fire Extinguisher Valve Co Ltd
 Unit 10 Ford Lane Business Park, Ford Nr Arundel, West Sussex BN18 OUZ
 Tel + 44 (0) 1243 55 55 66 Fax + 44 (0) 1243 555 660