



2020 STYRIAN EVENT

9 to 12 July 2020

From	The FIA Formula 3 Race Director	Document	7
To	All Teams, All Officials	Date	09 July 2020
		Time	14:05

Title Event Notes v1
Description Event Notes v1
Enclosed 2020 F3 Event Notes Styrian V1.pdf

Silvia Bellot

The FIA Formula 3 Race Director



STYRIAN EVENT

9 TO 12 JULY 2020

From	The FIA Formula 3 Race Director	Document	7
To	FIA Formula 3 Teams and Officials / The Stewards	Date	9 July 2020
		Time	14:05

EVENT NOTES

General Instructions

1) **Matters arising from the Austrian Event**

2) **Pit lane map**

- 2.1 Safety Car lines.
- 2.2 The location of the pit entry and the pit exit.
- 2.3 Designated garage areas.
- 2.4 Safety Car position for first lap and rest of race.
- 2.5 Blue flag marshal at the pit exit.
- 2.6 Track light panels displaying pit entry status.

3) **Pirelli Event Preview**

- 3.1 With reference to Article 12.8 of the Technical Regulations see the attached document provided by the official tyre supplier.

4) **Track light panels**

- 4.1 The FIA track light panels have been installed in the positions shown on the circuit map. In accordance with Appendix H to the ISC the light signals have the same meaning as flag signals.

5) **Drivers leaving their pit stop position in the pit lane**

- 5.1 For safety reasons, during practice and qualifying drivers must not do burn outs from their pit stop position, for the avoidance of doubt this also applies when the pit exit is open for reconnaissance laps.
- 5.2 It is not permitted to do burn outs or clutch bite points checks in the paddock, garage areas and in the pit lane at any time during the Event.



STYRIAN EVENT

9 TO 12 JULY 2020

6) Observing yellow flags during free practice and qualifying

- 6.1 Double waved: Any driver passing through a double waved yellow marshalling sector must reduce speed significantly and be prepared to change direction or stop. In order for the stewards to be satisfied that any such driver has complied with these requirements it must be clear that he has not attempted to set a meaningful lap time, for practical purposes this means the driver should abandon the lap (this does not necessarily mean he has to pit as the track could well be clear the following lap).
- 6.2 Single waved: Drivers should reduce their speed and be prepared to change direction. It must be clear that a driver has reduced speed and, in order for this to be clear, a driver would be expected to have braked earlier and/or discernibly reduced speed in the relevant marshalling sector.

Drivers should not overtake any car in a single waved yellow marshalling sector unless it is clear that a car is slowing with a completely obvious problem, e.g. obvious accident damage or a deflated tyre.

7) Lapping during the race

- 7.1 The ISC requires drivers who are caught by another car about to lap him to allow the faster driver past at the first available opportunity. The F1 Marshalling System has been developed in order to ensure that the point at which a driver is shown blue flags is consistent, rather than trusting the ability of marshals to identify situations that require blue flags.

As it was at the end of last season the system will be set to give a pre-warning when the faster car is within 3.0s of the car about to be lapped, this should be used by the team of the slower car to warn their driver he is soon going to be lapped and that allowing the faster car through should be considered a priority. When the faster car is within 1.2s of the car about to be lapped blue flags will be shown to the slower car (in addition to blue light panels, blue cockpit lights and a message on the timing monitors) and the driver must allow the following driver to overtake at the first available opportunity.

It should be noted that the aim of using F1MS is ensure consistent application of the rules, additional instructions may also be given by race control when necessary.



STYRIAN EVENT

9 TO 12 JULY 2020

Event Specific Instructions

8) Changes to the circuit

There are no changes from the previous Event.

9) Formula 1

- 9.1 F1 Teams have been asked to keep their barriers no more than two meters from the garages during all support race practice sessions and races.

10) Practice starts

- 10.1 Practice starts may only be carried out on the track at the end of each free practice session, none may be carried out in the pit lane. Any car on the track when the chequered flag is shown may then complete another lap and, instead of entering the pits, proceed to the grid and carry out a practice start.

All drivers carrying out a practice start must do so by pulling as far forward on the grid as possible and, if necessary, should wait for others to carry out a start before getting to a grid position further forward. Under no circumstances should a driver make a practice start if another car is still stationary in front of him on the same side of the grid.

If any driver appears to be disregarding any of the above a red flag will be displayed and the possibility to carry out any further starts will be immediately terminated.

- 10.2 For reasons of safety and sporting equity, cars may not stop in the fast lane at any time the pit exit is open without a justifiable reason (a practice start is not considered a justifiable reason).

11) Lines or bollards at the Pit Entry and Pit Exit

- 11.1 In accordance with Chapter 4 (Section 5) of Appendix L to the ISC drivers must keep to the right of the solid white line at the pit exit when leaving the pits. No part of any car leaving the pits may cross this line.

- 11.2 For safety reasons drivers must keep to the right of white line preceding the pit entry which starts approximately 50m before Turn 9. No part of any car entering the pits may cross this line.

- 11.3 Except in the cases of force majeure (accepted as such by the Stewards), the crossing by any part of the car, in any direction, of the white line immediately prior to the pit entry or the red and white painted area between the pit entry and the track, by a driver who, in the opinion of the Stewards, had committed to entering the pit lane is prohibited.



STYRIAN EVENT

9 TO 12 JULY 2020

12) Cars stopping on the Track

12.1 Should a car stop on the track during a session, the driver must keep on all of their protective clothing (Helmet, Gloves, etc) on until they have returned to their garage.

13) Escape Road Turn 6

13.1 If a driver overshoots the corner at Turn 6 there is a small road along the front of the tyre barrier which leads back on to the track before Turn 7, please ensure that your drivers use this when necessary.

14) Track Limits

14.1 Turn 1 & Turn 3

- a) Any driver who fails to negotiate turn 1 or turn 3 by using the track, and who passes completely (all four wheels) to the left of the yellow kerb element on the apex, must continue on the left hand side of the yellow kerb and re-join the track at the end of it.
- b) The above requirements will not automatically apply to any driver who is judged to have been forced off the track, each such case will be judged individually.
- c) In all cases detailed above, the driver must only re-join the track when it is safe to do so and without gaining a lasting advantage.

14.2 Turn 9 – Exit

- a) A lap time achieved during any practice session or the race by leaving the track and cutting behind the red and white kerb on the exit of Turn 9, as judged by the detection loop in this location will result in that lap time being invalidated by the stewards.

14.3 Turn 10 – Exit

- a) A lap time achieved during any practice session or the race by leaving the track and cutting behind the red and white kerb on the exit of Turn 10, as judged by the detection loop in this location will result in that lap time and the immediately following lap time being invalidated by the stewards.

14.4 General - Turn 9 Exit and Turn 10 Exit

- a) Each time any car passes behind the red and white exit kerb, teams will be informed via the official messaging system.
- b) On the third occasion of a driver cutting behind the red and white exit kerb at both Turns 9 and 10 during the race, he will be shown a black and white flag, any further cutting will then be reported to the stewards. For the avoidance of doubt this means a total of three occasions combined not three at each corner.



STYRIAN EVENT

9 TO 12 JULY 2020

- c) In all cases detailed above, the driver must only re-join the track when it is safe to do so and without gaining a lasting advantage.
- d) The above requirements will not automatically apply to any driver who is judged to have been forced off the track, each such case will be judged individually.

15) Fire extinguishers around the circuit

15.1 Indicated by small white boards with a red letter 'F'.

16) Places to remove cars from the track

16.1 Indicated by fluorescent orange panels on the barriers.

17) Removing cars from the grid

17.1 Two gates in the pit wall, the first is adjacent to the pole position and the second adjacent to grid position 12.

18) Car number light panels for the start

18.1 On the right-hand side of the grid.

19) Adjustable bodywork

19.1 DRS zone 3 has been shortened in order for it to end before the DRS detection zone 1.

19.2 For reasons of sporting equity, the adjustable bodywork will be enabled two laps after the race start, when the last cars reach DRS detection 1.

20) Track light panel displaying pit entry status

20.1 The light panels 13 and 14 indicated on the pit lane map will display a flashing yellow arrow if cars are required to use the pit lane once the Safety Car has been deployed during the race.

20.2 The light panels 13 and 14 indicated on the pit lane map will display a flashing red cross if the pit lane is closed at any point during the race.

21) End of practice procedure

21.1 At the end of practice drivers may carry out a practice start as defined in Article 10.1 above, after making their practice start drivers should continue "Without Overtaking" to the exit of turn 8 and leave the track on the right to return to the paddock.

22) End of qualifying procedure

20.1 After taking the chequered flag should continue to the exit of turn 8, leave the track on the right and go directly to parc fermé.



STYRIAN EVENT

9 TO 12 JULY 2020

23) Post-race parc fermé

- 23.1 After taking the chequered flag the first three cars should continue to the F1 pit lane, all other cars leave the track on the right at turn 8 and go directly to parc fermé.
- 23.2 The first three must follow the post-race procedure described below:
- The top three positions will be required to enter pit lane and proceed directly to the 1,2,3 boards which will be located outside the FIA Garages.
 - Once out of their cars, the Drivers will be weighed by the FIA before the Podium ceremony.
 - Drivers must not interfere with parc fermé protocols in any way.
 - Each Driver must wear a Medical Face Mask provided by the Master of Ceremonies during the Podium Ceremony.
 - The podium ceremony will then take place in the Pit Lane immediately in front of the 1, 2, 3 Boards.
- 23.3 After taking the chequered flag at the end of qualifying and the races drivers should slow down progressively and for safety reasons drivers must not overtake after turn 6.

24) Any other business

A handwritten signature in blue ink, appearing to read 'Silvia Bellot', written in a cursive style.

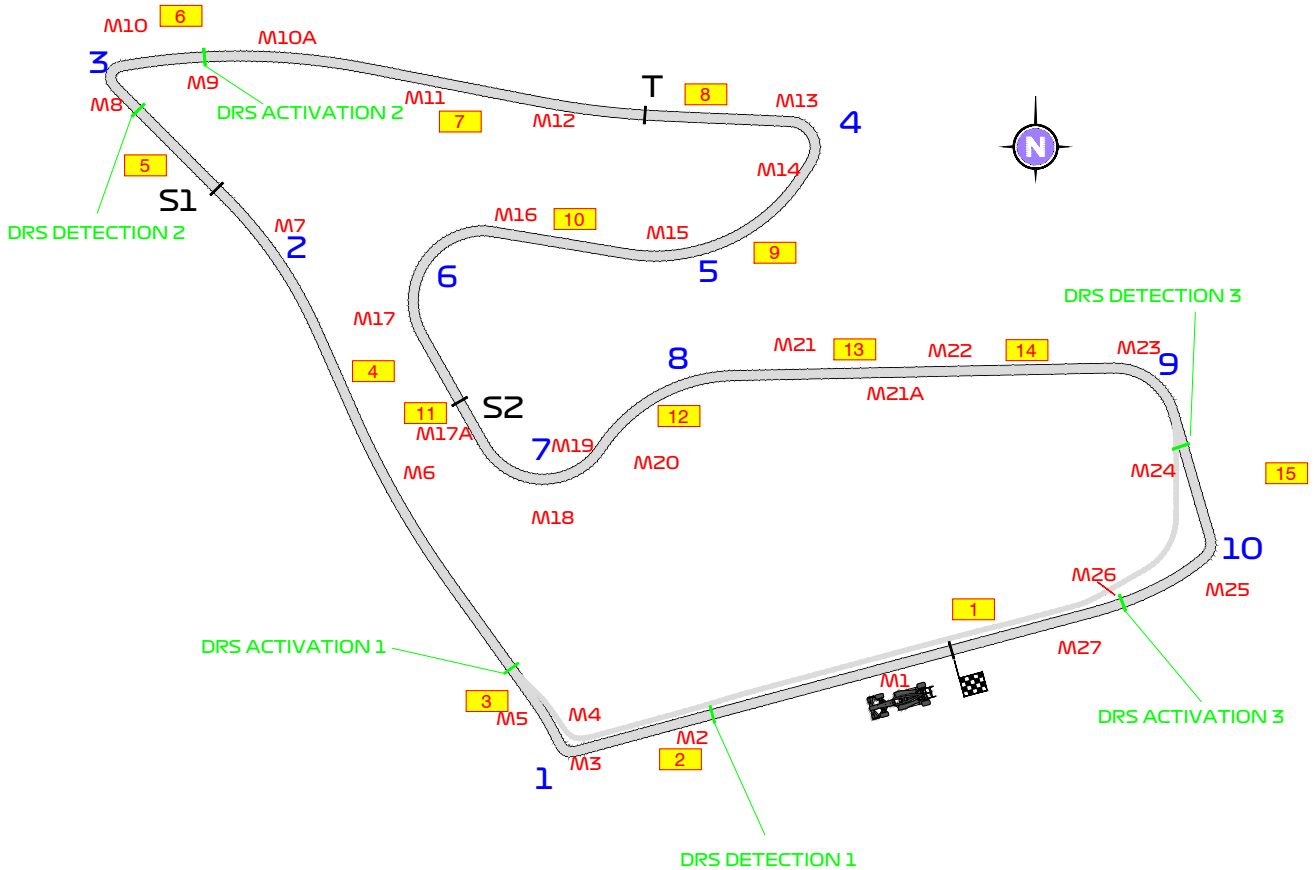
Silvia Bellot
FIA F3 Race Director



FIA Formula 1
World Championship™

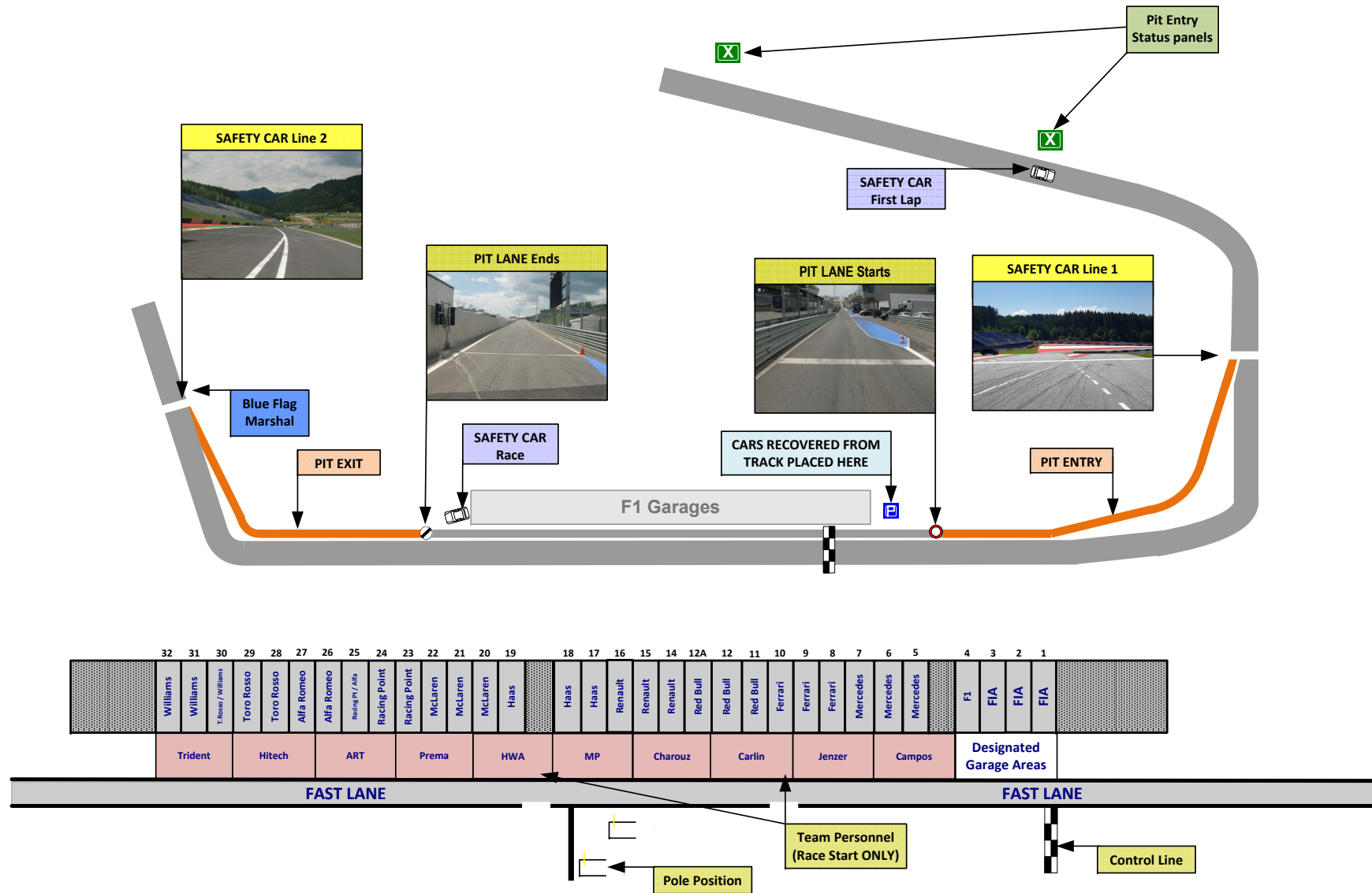
FORMULA 1 PIRELLI GROSSER PREIS DER STEIERMARK 2020 - Spielberg

Circuit Map



- Start Line
- Control Line
- S1 Sector 1 (170m before T3)
- S2 Sector 2 (60m before T7)
- T Speed Trap (170m before T4)
- DRS Detection1 (160m before T1)
- DRS Activation1 (102m after T1)
- DRS Detection2 (40m before T3)
- DRS Activation2 (100m after T3)
- DRS Detection3 (120m before T10)
- DRS Activation3 (106m after T10)
- 15 Corner Numbers
- M22 Marshal Post
- ZZ FIA Marshal Light No.

Circuit Centreline Length = 4.318km





STYRIAN EVENT

9 TO 12 JULY 2020

Paddock Departure and Return – Trolley and Race Cars

Team trolleys will reach the pit lane via the slope by the F2/F3 Hospitality units, turning left along the roadway behind the F1 paddock and continuing to the far end which leads to the pit lane access point.

Please leave the paddock in F1 pit lane order:

- | | |
|----------------------|--------------------------|
| 1) Trident | 6) MP Motorsport |
| 2) Hitech Grand Prix | 7) Charouz Racing System |
| 3) ART Grand Prix | 8) Carlin |
| 4) PREMA Racing | 9) Jenzer Motorsport |
| 5) HWA RACELAB | 10) Campos Racing |

A one-way system will operate for end of sessions, so trolleys will exit by the far end of the pit lane and return back up the same paddock slope as on departure.

The top of this slope is quite steep, for both directions, so teams should take extra care and give enough space to each other to avoid problems. Unfortunately, there is no satisfactory alternative route that can be used for the trolley movement.

There will be a platform truck service to transport the starter motors from the F2 paddock to the F1 pit lane. Each mechanic should place his own starter on the truck to avoid any risk of contamination. Scooters will drive through the F2 paddock, follow the same route as the trolleys and park on the paddock side of gate 6. When the platform truck is fully loaded it will go on track and meet the mechanics on the paddock side. The transportation of starting motors in the scooters is forbidden.

At the end of the session, the starters will travel in each team trolley and the platform truck will direct the scooters back to the F2 paddock.

For safety reasons, it is compulsory to wear a helmet when riding the scooter. The speed limits need to be respected at all times on the service road.

For safety reasons, it is compulsory to wear a helmet when riding the scooter. As a reminder, the use of scooters in the paddock is prohibited, with exception of the procedure described above. Scooters need to be park outside the paddock behind the driving center.

Race cars will reach the pit lane under power. They will be pushed to the far end of the support paddock nearest the F1 car park where they will line up on the flat level in front of the slope leading to the track access gate. Marshals will be there to organise movements. Once trolleys are installed in the pit lane, cars will be released onto the track.

The Race Director has advised that for all post-Practice, Qualifying and Race procedures, teams should refer to his "Event Notes" document issued for the Teams' and Drivers' Meeting.



STYRIAN EVENT

9 TO 12 JULY 2020

Pit Lane procedures times

All timings below are approximate – please always follow the instructions of the marshals.



All Event attendees must adopt and promote social distancing, consistent with the local guidance and regulation, in all indoor and outdoor spaces, and as far as practically possible within the constraints of safe working practice. A separation distance of 2 meters between individuals is suggested for the definition of social distance requirements.

For the avoidance of doubt this includes at all times during any movements to the pre-grid area and whilst transiting to and from Pit Lane before and after each session.

Team Members including Drivers must remain within their defined Groups during these times.

Friday – Practice (9:35 – 10:20)

Trolleys ready to depart	09:00
Trolleys released to F1 pits	approx. 09:15
Race cars released to F1 pits	approx. 09:20

Friday – Qualifying (14:05 – 14:35)

Trolleys ready to depart	13:35
Trolleys released to F1 pits	approx. 13:50
Race cars released to F1 pits	approx. 13:55

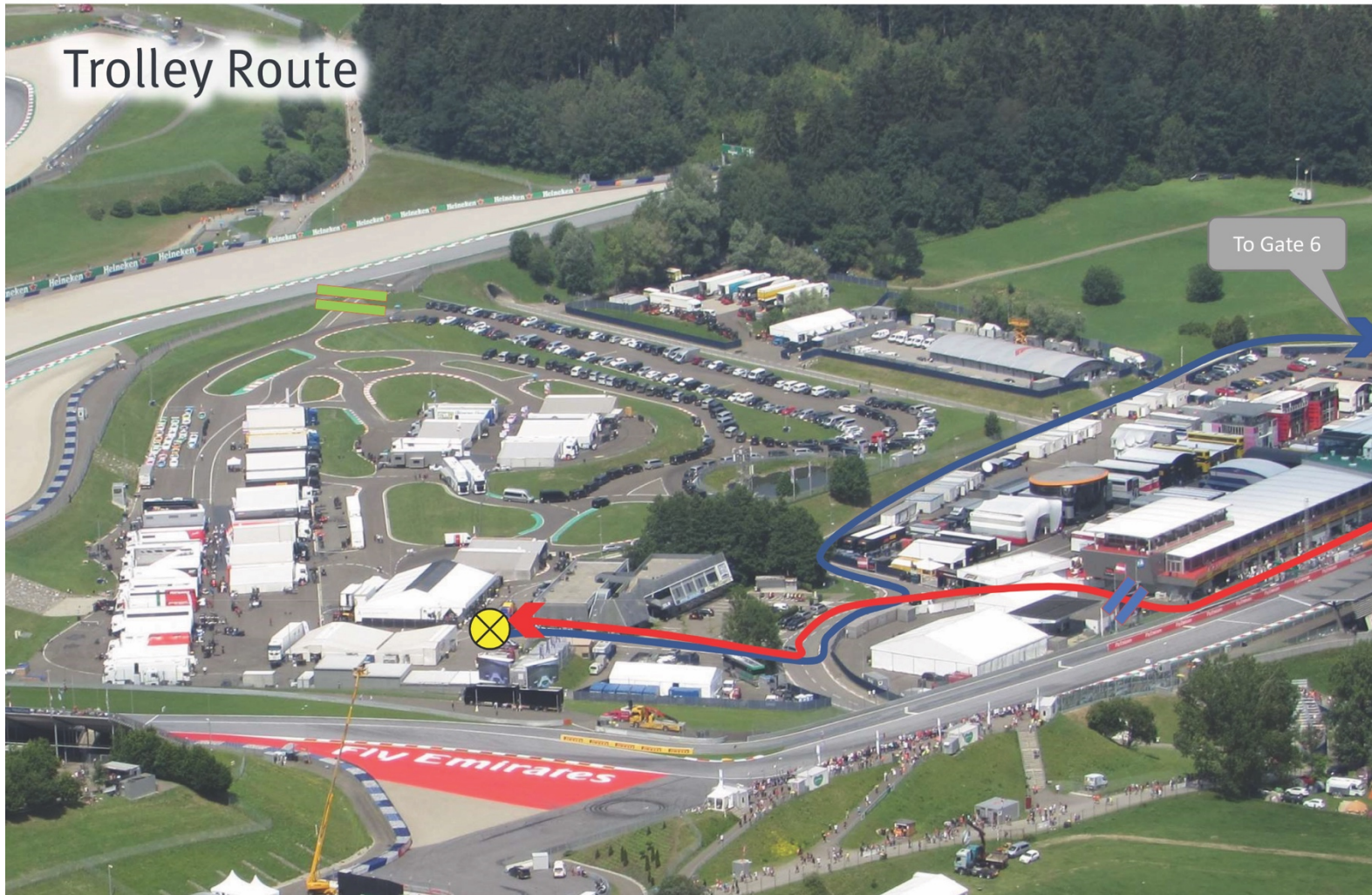
Saturday – Race 1 (pit lane open 10:10)






Trolleys ready to depart	09:40
Trolleys released to F1 pits	approx. 09:55
Race cars released to F1 pits	approx. 10:00

Sunday – Race 2 (pit lane open 9:30)

Trolleys ready to depart	09:00
Trolleys released to F1 pits	approx. 09:10
Race cars released to F1 pits	approx. 09:15


Trolley Route



-  Trolley route Entry
-  Trolley route Exit
-  Gate #26
-  Gate #7
-  Support Race Trolleys

Trolley Route




 Trolley route Entry

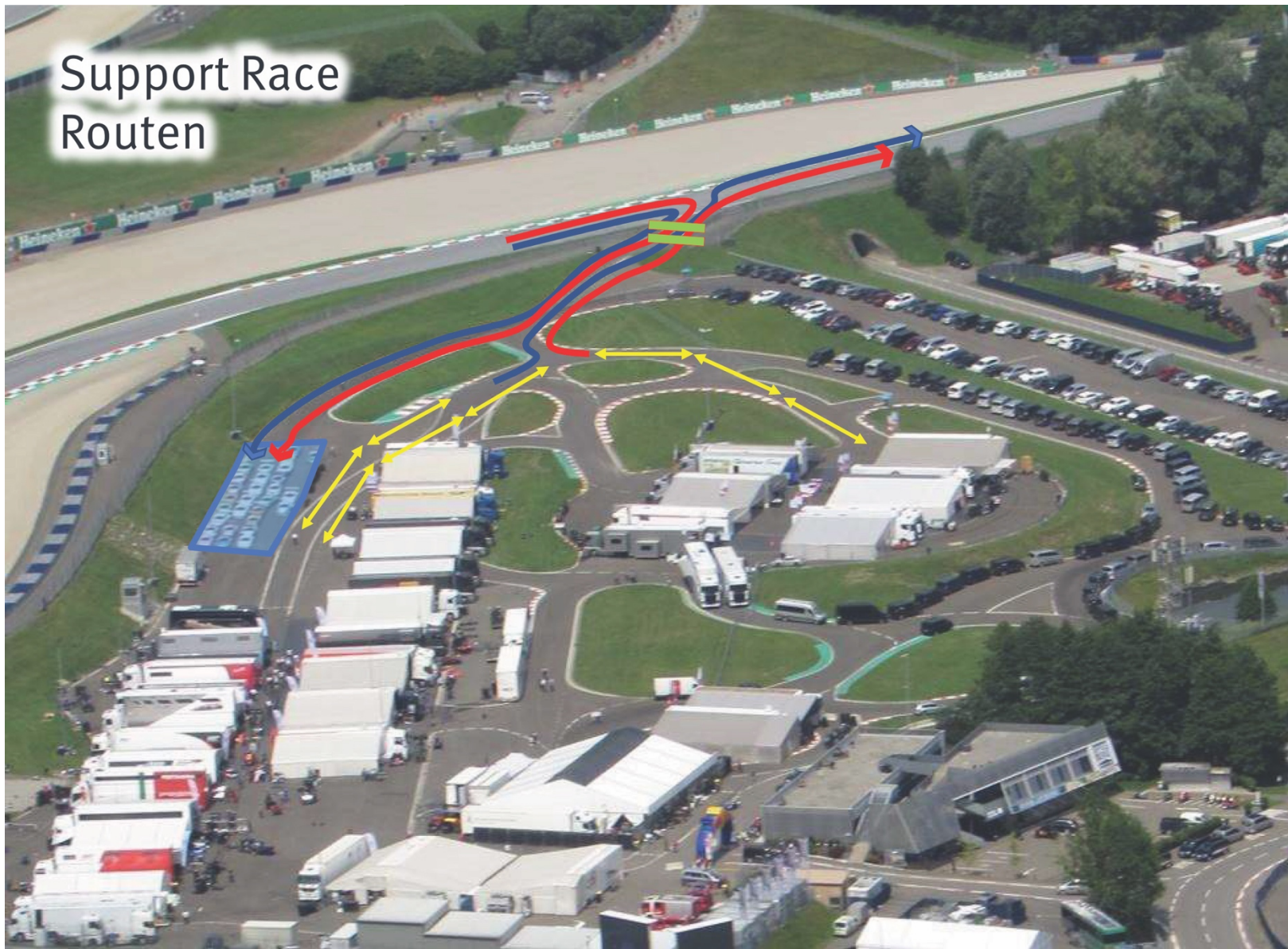
 Trolley route Exit






 Gate #6

 Gate #26

 Gate #7

Support Race Routen



-  Route F2 / F3
-  Route Porsche Cup
-  Arrangement of 10 cars
(about 50 for F2 / F3
and about 30 for Porsche)
-  Parc Ferme
-  Gate #26



Grand Prix of Austria 10-12/07/20 (20F3R02SPI)

Compound	FL	FR	RL	RR
Hard	PN2	PN2	PN3	PN3
WET	PB7	PB8	PNO	PN1

Carryover
MEDIUM

Minimum and Recommended Hot Pressure, Camber limits, Wear Life

	Front (psi)	Rear (psi)
Slicks	13.0	12.0
Wet	13.0	12.0

FE recommended hot pressure (psi)

20.0

RE recommended hot pressure (psi)

19.0

FE Camber Limit

-4.75°

RE Camber Limit

-3°

FP + Q

RACE

Hard

Avg wear @15 Laps

N/A -%

Avg wear @15 Laps

N/A -%

GENERAL NOTES	
Teams are kindly reminded that the following parameters will be subjected to FIA checks during the event:	
<ul style="list-style-type: none"> - Minimum tyre pressure - Static Camber - Tyre allocation and Tyre swapping 	

Tyre Notes	
<ul style="list-style-type: none"> • Not permitted to switch tyres from their allocated position. • Not permitted to mix compounds in tyre sets. • Do not subject tyres to large deformation or impact. • Revised prescriptions could be issued at any time during the weekend in accordance with the FIA F3 Sporting Regulations. 	<ul style="list-style-type: none"> • Tyre pressure will be monitored in accordance with procedure outlined in the team FTP area. • Teams are kindly asked to return tyres for stripping as soon as possible after race two has finished. • Teams are informed that nomination of a Carryover set is required from this event, for use at the next event in accordance with rule 24.1 (a) of the Sporting Regulations.



SPIELBERG II EVENT

09TH TO 12TH JULY 2020

TYRE SCHEDULE

(ART. 24.6. 2020 FORMULA 3 SERIES SPORTING REGULATIONS)

- The Formula 3 tyre parc fermé is situated adjacent to the Pirelli service area
- No tyre trollies or wet tyres will be allowed in the tyre parc fermé
- Wet tyres remain in possession of teams
- All tyres in the possession of teams must be visible to the Scrutineers at all times during the event
- The tyre pressure and temperature master gauge is available at the FIA weigh platform area

Thursday 9th July

11:00 All teams tyres will be released from the FIA Formula 3 tyre parc fermé

18:00 All dry tyres must be deposited in the FIA Formula 3 tyre parc fermé

Friday 10th July

07:05 All teams tyres will be released from the FIA Formula 3 tyre parc fermé

2 h after end of car Parc fermé

All dry NEW and all USED tyres must be deposited in the FIA Formula 3 tyre parc fermé

Saturday 11th July

07:40 All teams tyres will be released from the FIA Formula 3 tyre parc fermé

2 h after end of car Parc fermé

All dry NEW and all USED tyres must be deposited in the FIA Formula 3 tyre parc fermé

Sunday 12th July

07:00 All teams tyres will be released from the FIA Formula 3 tyre parc fermé

A.S.A.P after end of car Parc fermé race TWO

All tyres must be returned to the Pirelli service area

FIA Technical Delegate.

Florian Bartsch.

Issue: 1

08.07.2020