

2018 JAPANESE GRAND PRIX

04 - 07 October 2018

From	The Stewards	Document	1
To	All Teams, All Officials	Date	03 October 2018
		Time	12:33

Title Timing Sheet

Description Circuit Map

Enclosed JPN DOC 1 SUZUKA_CIRCUIT_18_1 FIAv1.pdf

Nish Shetty

Steve Chopping

Tom Kristensen

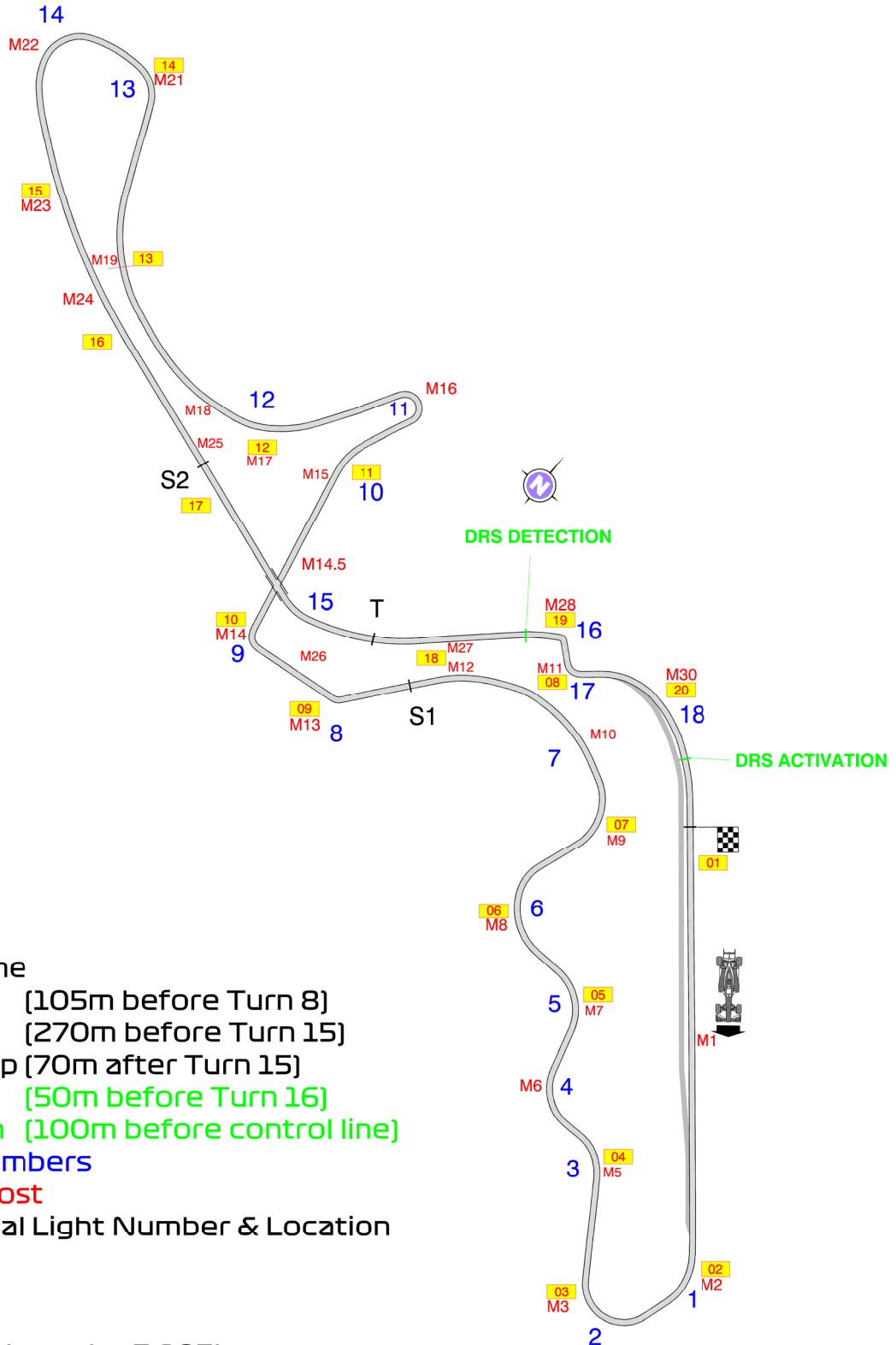
Yasuhiro Yodono




The Stewards



FORMULA 1 2018 HONDA JAPANESE GRAND PRIX - Suzuka

Circuit Map



-  Start Line
-  Control Line
- S1 Sector 1 [105m before Turn 8]
- S2 Sector 2 [270m before Turn 15]
- T Speed Trap [70m after Turn 15]
- DRS Detection [50m before Turn 16]
- DRS Activation [100m before control line]
- 15 Corner Numbers
- M22 Marshal Post
-  FIA Marshal Light Number & Location

Circuit Centreline Length = 5.807km