



2021 ABU DHABI GRAND PRIX

9 - 12 December 2021

From	The FIA Formula One Race Director	Document	21
To	All Teams, All Officials	Date	11 December 2021
		Time	12:59

Title Race Directors' Event Notes Version 3

Description Event Notes Version 3

Enclosed 2021 Abu Dhabi F1 Grand Prix Event Notes V3 Doc 21.pdf

Michael Masi

The FIA Formula One Race Director

2021 ABU DHABI GRAND PRIX

9 – 12 December 2021

From	The FIA Formula One Race Director	Document	21
To	All Teams, All Officials	Date	11 December 2021
		Time	13:00

EVENT NOTES VERSION 3 **General Instructions**

1) Pit lane map

- 1.1 Safety Car lines.
- 1.2 The location of the pit entry and the pit exit.
- 1.3 Designated garage areas.
- 1.4 Safety Car position for first lap and rest of race.
- 1.5 Blue flag marshal at the pit exit.
- 1.6 Track light panels displaying pit entry status.

2) Pirelli Event Preview – UPDATED PREVIEW ATTACHED (ISSUE B)

- 2.1 With reference to Article 24.4a) of the Sporting Regulations see the attached document provided by the official tyre supplier.

3) Red zones for photographers in the pit lane during practice sessions

- 3.1 See the attached drawing.

4) Track light panels

- 4.1 The FIA track light panels have been installed in the positions shown on the circuit map. In accordance with Appendix H to the ISC the light signals have the same meaning as flag signals.

5) Track light panel displaying pit entry status

- 5.1 The light panel indicated on the pit lane map will display a flashing yellow arrow if cars are required to use the pit lane once the Safety Car has been deployed during the race.
- 5.2 The light panel indicated on the pit lane map will display a flashing red cross if the pit lane is closed at any point during the race.

6) Drivers leaving their pit stop position in the pit lane

- 6.1 For safety reasons, no car should be driven from its pit stop position at any time unless:
 - a) It has first been driven into the pit stop position having just entered the pit lane from the track, and;
 - b) It is then driven immediately back onto the track from the pit stop position.

7) Observing yellow flags during free practice and qualifying

- 7.1 Double waved: Any driver passing through a double waved yellow marshalling sector must reduce speed significantly and be prepared to change direction or stop. In order for the stewards to be satisfied that any such driver has complied with these requirements it must be clear that he has not attempted to set a meaningful lap time, for practical purposes any driver in a double yellow sector will have that lap time deleted.
- 7.2 Single waved: Drivers should reduce their speed and be prepared to change direction. It must be clear that a driver has reduced speed and, in order for this to be clear, a driver would be expected to have braked earlier and/or discernibly reduced speed in the relevant marshalling sector.
- Drivers should not overtake any car in a single waved yellow marshalling sector unless it is clear that a car is slowing with a completely obvious problem, e.g. obvious accident damage or a deflated tyre.

8) In laps during qualifying and reconnaissance laps

- 8.1 In order to ensure that cars are not driven unnecessarily slowly on in laps during and after the end of qualifying or during reconnaissance laps when the pit exit is opened for the race, drivers must stay below the maximum time set by the FIA between the Safety Car lines shown on the pit lane map.
- You will be informed of the maximum time after the first day of practice.

9) Parc Fermé Cameras

- 9.1 To assist with the revised FIA Event procedures, the Parc Fermé cameras must be uncovered and operational at all times during the Event.

10) Operational personnel curfew

- 10.1 Boards warning anyone attempting to enter the paddock that the curfew is in operation will be placed immediately before the turnstiles at the appropriate times.
- 10.2 At this Event, Personnel will be permitted to enter the Paddock 30 minutes prior to the curfew to assist social distancing. No work is permitted to be undertaken until the curfew has ended.

11) Tyre Blanket Usage during Pit Stops in the Race

- 11.1 For reasons of safety, tyre blankets are not permitted in the Pit Lane at any time during the race.

12) Lapping during the race

- 12.1 The ISC requires drivers who are caught by another car about to lap him to allow the faster driver past at the first available opportunity. The F1 Marshalling System has been developed in order to ensure that the point at which a driver is shown blue flags is consistent, rather than trusting the ability of marshals to identify situations that require blue flags.

As it was at the end of last season the system will be set to give a pre-warning when the faster car is within 3.0s of the car about to be lapped, this should be used by the team of the slower car to warn their driver he is soon going to be lapped and that allowing the faster car through should be considered a priority. When the faster car is within 1.2s of the car about to be lapped blue flags will be shown to the slower car (in addition to blue light panels, blue cockpit lights and a message on the timing monitors) and the driver must allow the following driver to overtake at the first available opportunity.

It should be noted that the aim of using F1MS is to ensure consistent application of the rules, additional instructions may also be given by race control when necessary.

Event Specific Instructions

13) Formula 1 Sporting Regulations Article 21.6

13.1 In accordance with the provisions of Article 21.6a)ii), this Event is an Open Event.

14) Changes to the circuit

14.1 For the purposes of this point, this is considered a new Circuit.

14.2 **The white line immediately prior to the pit entry has been shortened.**

15) Specific Technical Procedures

15.1 The provisions of Technical Directive Ref: TD012 Issue A and TD003 Issue F must be complied with at all times during the Event.

15.2 Any tyres that are removed from a car and could be re-used during a session should be presented for scanning before being rewrapped and reheated. If time constraints do not permit this then all tyres used during a session must be presented to the tyre checker at the front of the garage at the end of any session. This applies to dry, wet and intermediate tyres.

15.3 Both TD012 Issue: A and TD003 Issue F will be amended after the Event to reflect any additional operational requirements as required.

15.4 In addition to the provisions at point 3c of the TD003 Issue F, and due to the characteristics of this Circuit, each Competitor must provide telemetry data from FP1, in the agreed format, no later than two (2) hours after the end of this session. The other requirements detailed in point 3 remain unchanged.

16) Weighing and weighing platform

16.1 The FIA weighing platform will be available for teams to use at the following times, however, no more than eight (8) team personnel may be present during any visit. Each visit should last no more than ten (10) minutes unless no other team is waiting in the pit lane:

a) From 13:30 on Thursday until 12:30 on Friday.

b) From 14:30 on Friday until 16:30 on Saturday (between 15:00 and 16:30 on Saturday each visit will be restricted to five (5) minutes).

c) From when the cars are returned to the teams after qualifying until 21:30 on Saturday.

d) From 12:00 until 13:00 and 15:00 until 16:20 on Sunday.

Any team found to be abusing the time limits set out above, which will be enforced by FIA security personnel and our own CCTV, will not be permitted to use the weighbridge again during the Event.

16.2 Whilst waiting in the pit lane, the use of tyre blankets is not permitted.

17) Support Races

17.1 Team Barrier placement

a) Team barrier placement prior to and during all support category practice sessions and races: No more than three (3) metres from the garages.

b) It is not permitted to push cars to the weighing area at any time a support category is in pit lane.

17.2 Support Category Movements

a) Support Crews and Trolleys will be released into Pit Lane no earlier than 20 minutes prior to the opening of Pit Exit for their respective sessions.

b) Support Category competition vehicles will be released from the marshalling area no earlier than 15 minutes prior to the opening of Pit Exit for their respective sessions.

18) Practice starts

- 18.1 Practice starts may be carried out on the track at the end of each free practice session, none may be carried out in the pit lane. Any car on the track when the chequered flag is shown may then complete another lap and, instead of entering the pits, proceed to the grid and carry out a practice start.
- 18.2 All drivers carrying out a practice must do so by pulling as far forward on the grid as possible and, if necessary, should wait for others to carry out a start before getting to a grid position further forward. Under no circumstances should a driver make a practice start if another car is still stationary in front of him on the same side of the grid.
- 18.3 If any driver appears to be disregarding any of the above a red flag will be displayed and the possibility to carry out any further starts will be immediately terminated.
- 18.4 For reasons of safety and sporting equity, cars may not stop in the fast lane at any time the pit exit is open without a justifiable reason (a practice start is not considered a justifiable reason).

19) Lines or bollards at the Pit Entry and Pit Exit

- 19.1 In accordance with Chapter 4 (Section 5) of Appendix L to the ISC drivers must keep to the left of the solid white line at the Pit Exit when leaving the pits.
- 19.2 For safety reasons drivers must keep to the right of the of the solid white line immediately prior to the pit entry when they are entering the pits.
- 19.3 Except in the cases of force majeure (accepted as such by the Stewards), the crossing by any part of the car, in any direction, of the painted area between the pit entry and the track, by a driver who, in the opinion of the Stewards, had committed to entering the pit lane is prohibited.

20) DRS

- 20.1 DRS Detection will be automatically disabled in each individual zone if any of the light panels in that particular zone are displaying yellow. The zone and corresponding light panels are as follows:
 - a) Zone 1: Panels 7, 8, 9
 - b) Zone 2: Panels 10, 11, 12

21) Track Limits

- 21.1 Drivers are reminded of the provisions of Article 27.3 of the Sporting Regulations.
- 21.2 **Support Category Pit Exit – Entry to Turn 9**
 - a) The dotted white line across the support category pit lane pit exit is the track edge line.
- 21.3 **Turn 7**
 - a) A lap time achieved during any practice session or the race by leaving the track and cutting behind the apex of Turn 7, will result in that lap time being invalidated by the stewards.
- 21.4 **Turn 15 Exit**
 - a) A lap time achieved during any practice session or the race by leaving the track on the exit of Turn 15, will result in that lap time being invalidated by the stewards
- 21.5 **Turn 16 Exit**
 - a) A lap time achieved during any practice session or the race by leaving the track on the exit of Turn 16, will result in that lap time and the immediately following lap time being invalidated by the stewards.
- 21.6 **General – Turn 7, Turn 15 Exit and Turn 16 Exit**
 - a) A driver will be judged to have left the track if no part of the car remains in contact with the track.
 - b) Each time any car fails to negotiate Turn 7, or Turn 15 Exit, or Turn 16 Exit by using the track, teams will be informed via the official messaging system.

- c) On the third occasion of a driver failing to negotiate Turn 7 and/or Turn 15 Exit and/or Turn 16 Exit by using the track during the race, he will be shown a black and white flag, any further cutting will then be reported to the stewards. For the avoidance of doubt this means a total of three occasions combined not three at each corner.
- d) In all cases detailed above, the driver must only re-join the track when it is safe to do so and without gaining a lasting advantage.
- e) The above requirements will not automatically apply to any driver who is judged to have been forced off the track, each such case will be judged individually.

22) Fire extinguishers around the circuit

22.1 Indicated by white boards with a red fire extinguisher image attached to the debris fence and barriers.

23) Places where drivers may leave the track

23.1 Indicated by white and green panels displaying a person running, attached to the debris fences.

23.2 Drivers may also leave the track at all vehicle openings indicated by fluorescent orange panels on the barriers.

23.3 Driver egress is available behind all guardrails around the track.

24) Places to remove cars from the track

24.1 Indicated by fluorescent orange panels on the barriers.

24.2 Should a car stop on the track during a session, the driver must keep all of their protective clothing (Helmet, Gloves, etc) on until they have returned to their garage.

25) Access to the grid prior to the Start Procedure

25.1 To assist social distancing in accessing the grid prior to the commencement of the start procedure, Team personnel and equipment will be granted access to the grid from 1600hrs on Sunday 12th December.

26) Removing cars from the grid

26.1 Through the gates in the pit wall, the first located adjacent to grid position 7, the second adjacent to grid position 17.

27) Car number light panels for the start

27.1 On the right-hand side of the grid.

28) Post-race parc fermé

28.1 All cars must enter the pit lane and, with the exception of the first three (3), should be driven directly to the weighing area at the pit entry.

28.2 The first three (3) cars must follow the post-race procedure which will be distributed prior to the start of the race.

29) Articles of the International Sporting Code

29.1 All Competitors and Drivers are reminded of the various requirements detailed in the FIA International Sporting Code. In particular I would like to remind you of the following articles detailed below.

29.2 Article 9.15.1

“The Competitor shall be responsible for all acts or omissions on the part of any person taking part in, or providing a service in connection with, a Competition or a Championship on their behalf, including in particular their employees, direct or indirect, their Drivers, mechanics, consultants,

service providers, or passengers, as well as any person to whom the Competitor has allowed access to the Reserved Areas.”

29.3 Article 12.2.1 – Breach of Rules and in particular Article 12.2.1.I

“Any infringement of the principles of fairness in Competition, behaviour in an unsportsmanlike manner or attempt to influence the result of a Competition in a way that is contrary to sporting ethics.”

29.4 Article 12.4.5

“For all the FIA Championships, cups, challenges, trophies or series, the stewards may also decide to impose the following penalties: Suspension for one or more Competitions, withdrawal of points for the Championship, cup, challenge, trophy, series.”

29.5 Article 12.4.5.a

“Points should not be deducted separately from Drivers and Competitors, save in exceptional circumstances.”

30) Any other business

30.1 Post Season Test

- a) Please advise the FIA Technical Delegate of the Car and Driver combination that you will be using on each day of the post season test including the car competition number.
- b) For any drivers which have not yet completed a jump out test in 2021, please arrange a time with the Technical Delegate for this to take place on Monday 13th December.

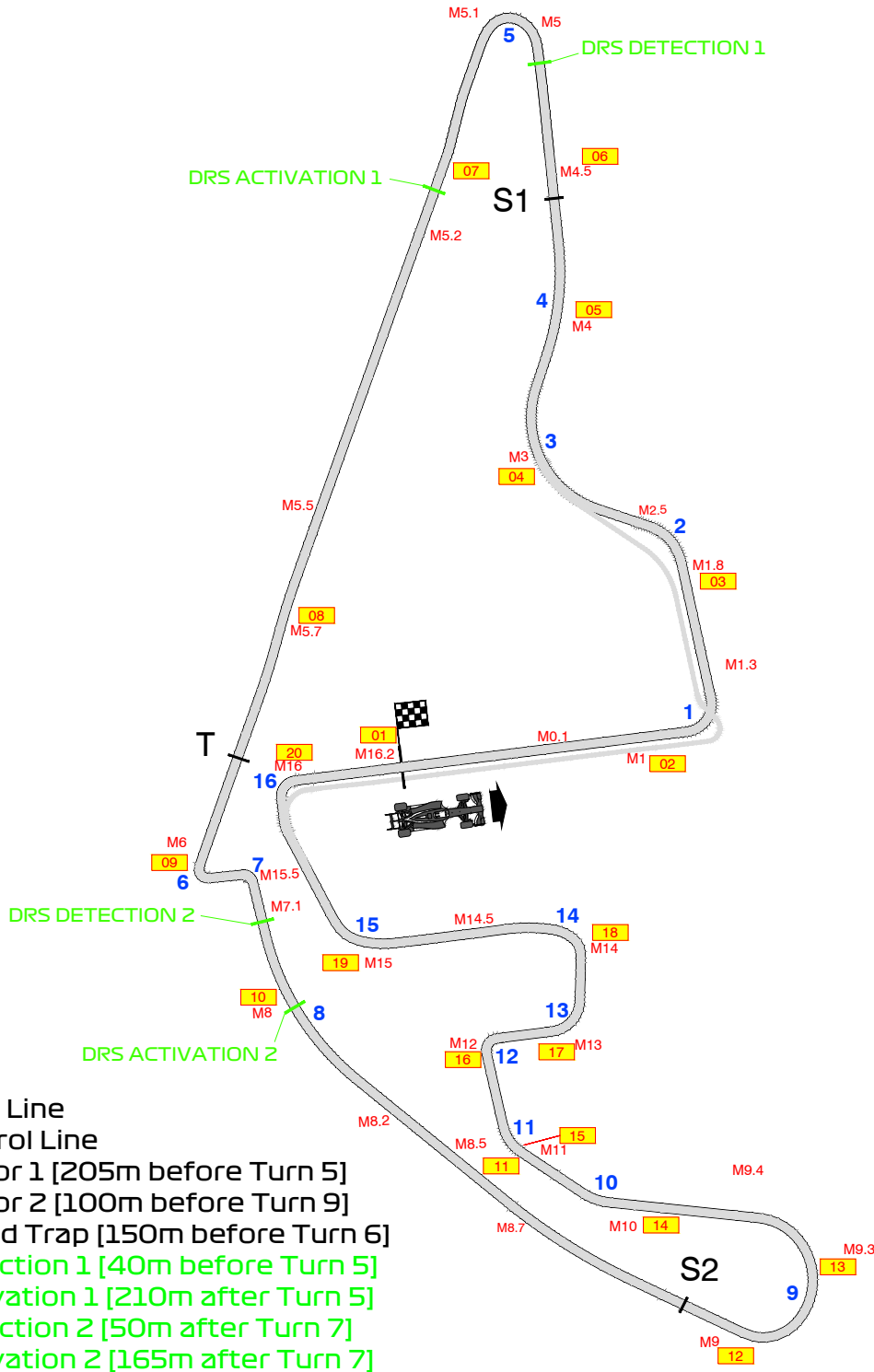
Michael Masi

FIA Formula One Race Director



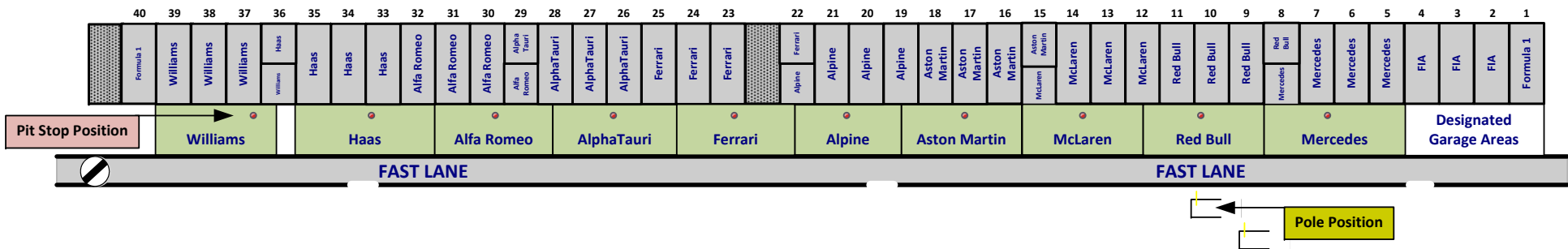
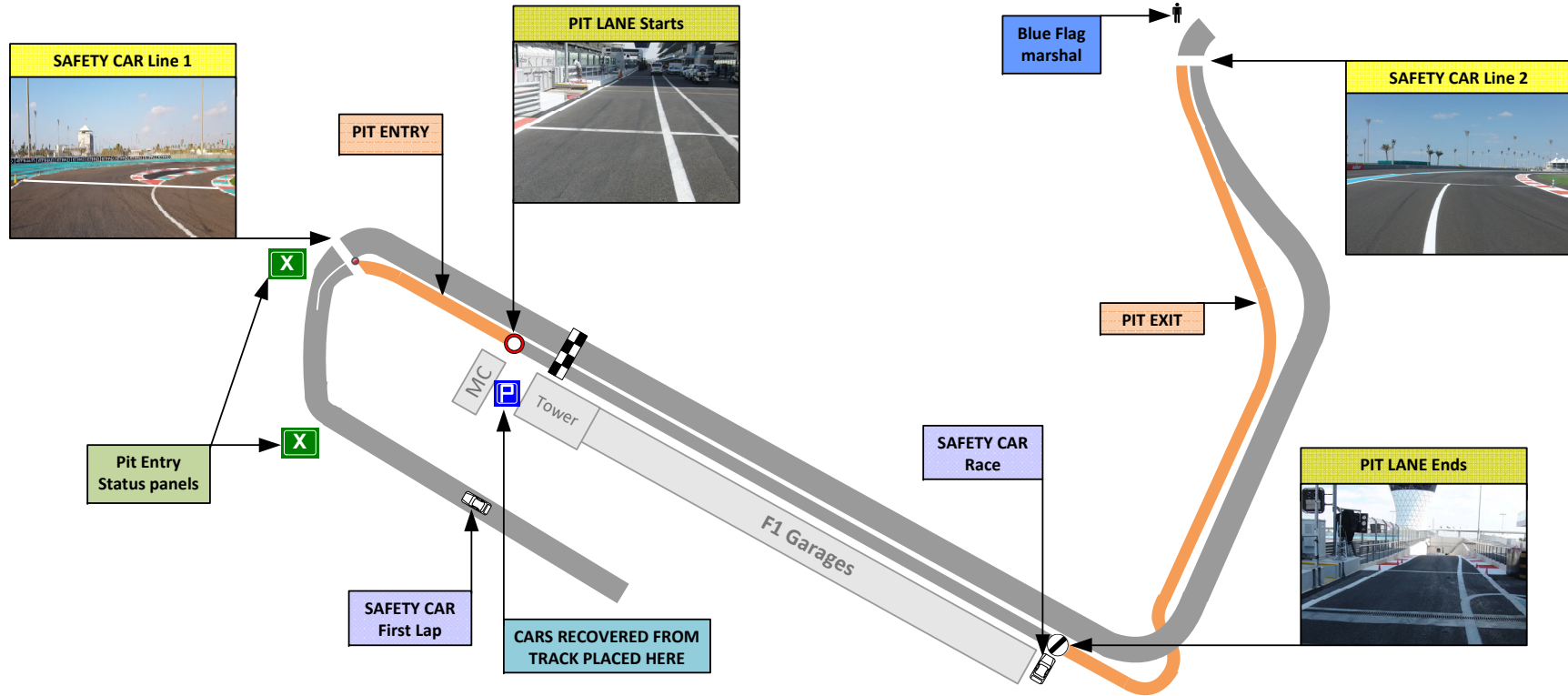
FORMULA 1 ETIHAD AIRWAYS ABU DHABI GRAND PRIX 2021 - Yas Viceroy Hotel

Circuit Map



- Start Line
- Control Line
- S1 Sector 1 [205m before Turn 5]
- S2 Sector 2 [100m before Turn 9]
- T Speed Trap [150m before Turn 6]
- DRS Detection 1 [40m before Turn 5]
- DRS Activation 1 [210m after Turn 5]
- DRS Detection 2 [50m after Turn 7]
- DRS Activation 2 [165m after Turn 7]
- 16 Corner Numbers
- M22 Marshal Post
- FIA Marshal Light Number & Location

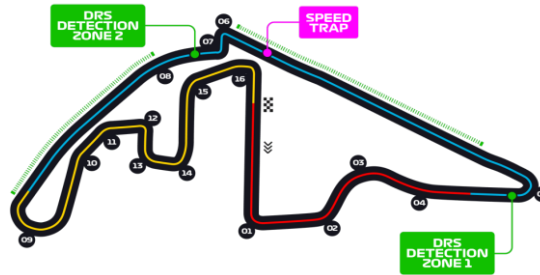
Circuit Centreline Length = 5.281km



In agreement with the FIA and in accordance with Article 24.4 a) of the F1 Sporting Regulations, this document contains the prescriptions for the operation of tyres during the following event.

Document version: 1.1 issue: B

Grand Prix of Abu Dhabi 10/12-12/12/2021 (21R22ABU)



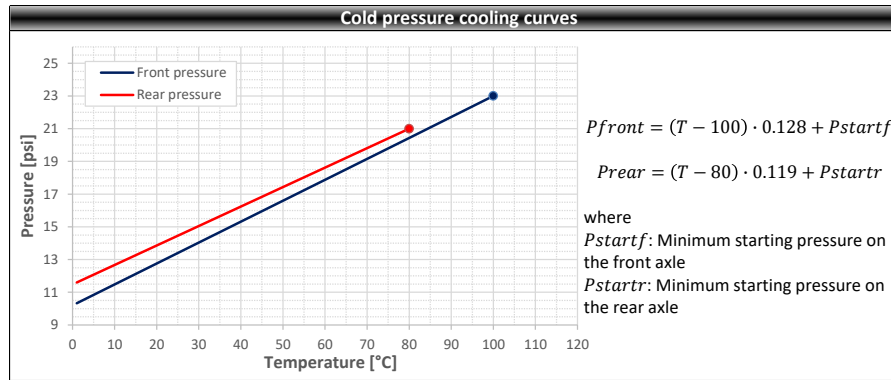
Compounds selection

Compound	FL	FR	RL	RR	Mandatory race tyres
C3	3W1	3W2	7W3	7W4	C3
C4	4Y1	4Y2	8Y3	8Y4	C4
C5	5R1	5R2	9R3	9R4	Q3 tyre
Intermediate	33X	35X	37X	39X	C5
Wet	34Y	36Y	37Y	39Y	

Prescriptions

Pressures, camber & blistering sensitivity

	Minimum Starting P			Expected stabilized running pressure	Camber limit	Blistering sensitivity
	Slicks	Inter	Wet			
Front	23.0 psi	21.0 psi	20.0 psi	≥24.0 psi	-3.50 °	Medium
Rear	21.0 psi	21.0 psi	20.0 psi	≥22.0 psi	-2.00 °	Low



Maximum heating times and temperatures (tread & sidewall)

Temperature	0	60	80	100 (°C)
Slicks (front axle)	max. 3h			
Slicks (rear axle)	max. 3h			
Intermediate	max. 2h		max. 30'	
Wet	max. 2h			

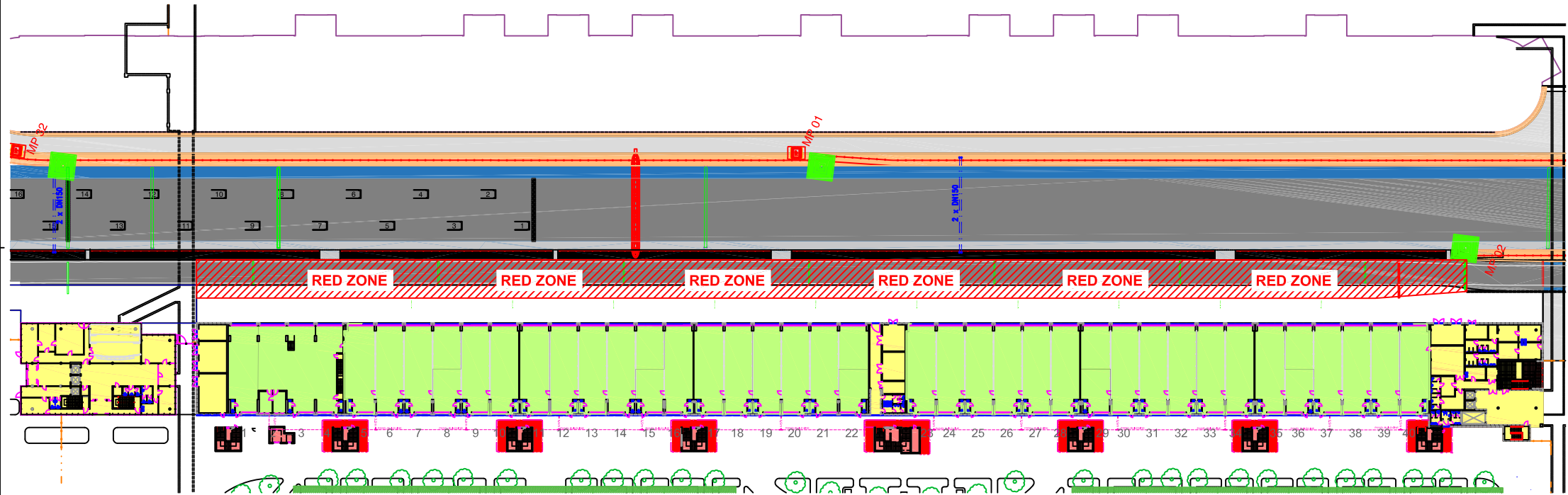
- Temperatures refer to tyre tread and side wall temperatures, not blanket or controller set-point temperatures.
- Tyres may only be heated prior to the session in which they are intended to be used.
- The temperatures apply at all times during the event.

Tyres notes

- Not permitted to switch tyres from their originally allocated position.
- Do not subject tyres to large deformation or heavy impact.
- Do not leave fitted tyres exposed at an air temperature lower than 15°C and/or any UV emission.
- Revised prescriptions could be issued during the race weekend in accordance with TD003.
- Heating time temperature limits apply to the actual tyre surface temperature measured with the IR gun as detailed in the TD003
- Cold cooling curve temperature limits apply to the tyre side wall temperature measured with the probe as detailed in TD003
- BLANKET HEATING TIME for each temperature range to be counted from the moment the blanket control unit is set to reach its targeted temperature within its correspondent interval.

General notes

- Teams are kindly reminded that the following will be subject to FIA checks during the event:
- Starting pressures
 - Cold pressures (according to the cold pressure cooling curves)
 - Re-heat pressures
 - EOS Camber
 - Maximum tyre temperatures in blankets
 - Tyre swapping



FORMULA 1 ETIHAD AIRWAYS ABU DHABI GRAND PRIX 2021
R22
 Yas Marina Circuit - Yas Island - Abu Dhabi



Drawing Title		REDZONE		
Drawing Number		U:\...DRAWING\2021\ABU DHABI		
Drawn	Date	Scale	Rev	
NMS	26/11/2021	N.T.S		