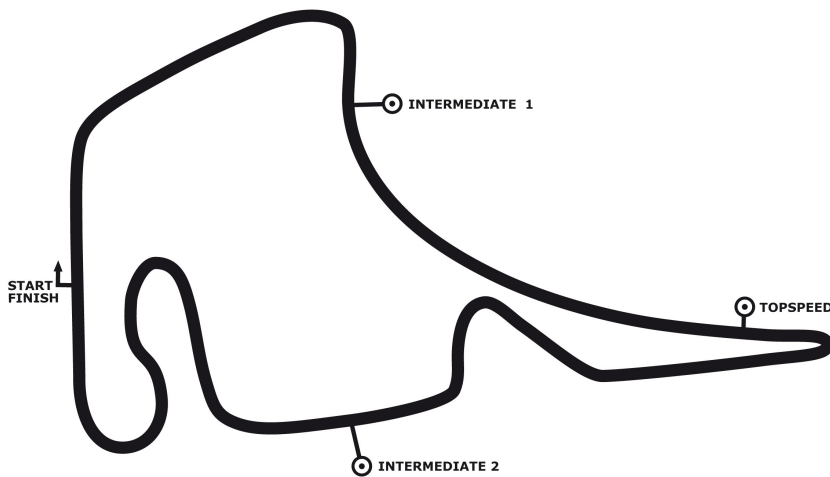




# FIA Formula 3 European Championship

## race 3

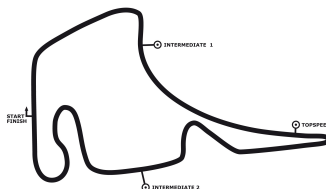


## Hockenheimring GP Circuit 4574 m

03. - 05.05.2013

**wige**LIVE  
SOLUTIONS





# DTM Hockenheim I

Hockenheimring GP Circuit, length 4574 m

03. - 05.05.2013

FIA Formula 3 European Championship

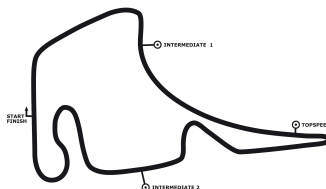
## Result race 3, 05.05.2013

**DMSB** -Reg.No.: 126/2013  
Deutscher Motor Sport Bund e.V.

started : 29      classified : 25      not classified : 4

Pos	No.	Cl.	Driver, Place	Team Make	Lap	Time total	Interval	Avg. GAP	fastest Total	at Avg.	Lap
1	6	T	Felix Rosenqvist / SWE	kfzteile24 Mücke Motorsport	21	35:48.454			160.950	1:33.886	13
				Dallara F312 Mercedes						175.387	
2	11	T	Felix Serralles / USA	Fortec Motorsports	21	35:53.295	04.841		160.588	1:33.942	8
				Dallara F312 Mercedes			04.841			175.283	
3	51	G	Daniil Kvyat / RUS	Carlin	21	35:53.794	05.340		160.551	1:33.776	9
				Dallara F312 Volkswagen			00.499			175.593	
4	1	T	Raffaele Marciello / ITA	Prema Powerteam	21	35:55.034	06.580		160.459	1:33.801	9
				Dallara F312 Mercedes			01.240			175.546	
5	4	T	Jordan King / GBR	Carlin	21	35:55.632	07.178		160.414	1:33.690	9
				Dallara F312 Volkswagen			00.598			175.754	
6	2	T	Alex Lynn / GBR	Prema Powerteam	21	35:56.222	07.768		160.370	1:33.820	20
				Dallara F312 Mercedes			00.590			175.511	
7	7	T	Sven Müller / DEU	ma-con	21	35:57.384	08.930		160.284	1:33.890	15
				Dallara F312 Volkswagen			01.162			175.380	
8	20	T	Tom Blomqvist / GBR	Eurointernational	21	36:05.017	16.563		159.719	1:34.707	11
				Dallara F312 Mercedes			07.633			173.867	
9	25		Eddie Cheever / ITA	Prema Powerteam	21	36:06.040	17.586		159.644	1:34.681	14
				Dallara F312 Mercedes			01.023			173.915	
10	12	T	Luis Felipe Derani / BRA	Fortec Motorsports	21	36:07.067	18.613		159.568	1:34.430	10
				Dallara F312 Mercedes			01.027			174.377	
11	9	T	Lucas Wolf / DEU	URD Rennsport	21	36:07.525	19.071		159.534	1:34.401	12
				Dallara F312 Mercedes			00.458			174.430	
12	24		Lucas Auer / AUT	Prema Powerteam	21	36:08.075	19.621		159.494	1:33.866	16
				Dallara F312 Mercedes			00.550			175.425	
13	30		Josh Hill / GBR	Fortec Motorsports	21	36:08.334	19.880		159.475	1:33.706	21
				Dallara F312 Mercedes			00.259			175.724	
14	18	T	Dennis van de Laar / NLD	Van Amersfoort Racing	21	36:10.396	21.942		159.323	1:34.282	15
				Dallara F312 Volkswagen			02.062			174.651	
15	26		Nicholas Latifi / CAN	Carlin	21	36:10.981	22.527		159.280	1:34.102	15
				Dallara F312 Volkswagen			00.585			174.985	
16	5	T	Michael Lewis / USA	kfzteile24 Mücke Motorsport	21	36:12.809	24.355		159.146	1:34.579	15
				Dallara F312 Mercedes			01.828			174.102	
17	14	T	William Buller / GBR	ThreeBond with T-Sport	21	36:13.743	25.289		159.078	1:33.953	13
				Dallara F312 ThreeBond Nissan			00.934			175.262	
18	28		Mitchell Gilbert / AUS	kfzteile24 Mücke Motorsport	21	36:14.662	26.208		159.011	1:34.164	20
				Dallara F312 Mercedes			00.919			174.869	
19	19	T	Måns Grenhagen / SWE	Van Amersfoort Racing	21	36:21.310	32.856		158.526	1:34.616	14
				Dallara F312 Volkswagen			06.648			174.034	
20	31	G	Edward Jones / ARE	Fortec Motorsports	21	36:24.307	35.853		158.309	1:35.327	15
				Dallara F312 Mercedes			02.997			172.736	
21	10	T	Sandro Zeller / CHE	Jo Zeller Racing	21	36:25.166	36.712		158.246	1:35.352	16
				Dallara F312 Mercedes			00.859			172.691	
22	27		Jann Mardenborough / GBR	Carlin	21	36:26.133	37.679		158.176	1:34.282	11
				Dallara F312 Volkswagen			00.967			174.651	

Subject to final scrutineering !



# DTM Hockenheim I

Hockenheimring GP Circuit, length 4574 m

03. - 05.05.2013

FIA Formula 3 European Championship

## Result race 3, 05.05.2013

**DMSB** -Reg.No.: 126/2013  
Deutscher Motor Sport Bund e.V.

started : 29      classified : 25      not classified : 4

Pos	No.	Cl.	Driver, Place	Team Make	Lap	Time total	Interval	Avg. GAP	fastest Total	at Avg.	at Lap
23	16		Tatiana Calderón / COL	<b>Double R Racing</b> Dallara F313 Mercedes	21	<b>36:26.926</b>	38.472	158.119	1:35.135	14	
24	17	T	Antonio Giovinazzi / ITA	<b>Double R Racing</b> Dallara F312 Mercedes	21	<b>37:06.430</b>	00.793	155.313	1:34.127	19	
25	3	T	Harry Tincknell / GBR	<b>Carlin</b> Dallara F312 Volkswagen	20	<b>36:52.809</b>	1 Runde	148.828	1:33.729	14	
<b>NOT CLASSIFIED</b>											
8	T		André Rudersdorf / DEU	<b>ma-con</b> Dallara F312 Volkswagen	2	<b>3:30.221</b>	19 Runden	156.658	1:40.762	2	
29			Roy Nissany / ISR	<b>kfzteile24 Mücke Motorsport</b> Dallara F312 Mercedes	2	<b>3:30.286</b>	19 Runden	156.610	1:40.504	2	
15	T		Richard Goddard / GBR	<b>ThreeBond with T-Sport</b> Dallara F312 ThreeBond Nissan	2	<b>3:30.666</b>	19 Runden	156.327	1:40.079	2	
32	T		Sean Gelael / IDN	<b>Double R Racing</b> Dallara F312 Mercedes	2	<b>3:32.268</b>	19 Runden	155.147	1:39.787	2	

fastest lap: 4 King Jordan 1:33.690 =175.754 km/h

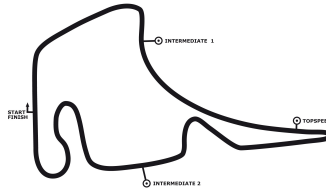
**Subject to final scrutineering !**

Issued:

Clerk of the Course:

Timekeeper:

T: Team championship points are being awarded to those drivers (maximum two per team) who have been nominated by their teams prior to every event.



# DTM Hockenheim I

Hockenheimring GP Circuit, length 4574 m

03. - 05.05.2013

FIA Formula 3 European Championship

## Lap by Lap race 3, 05.05.2013

**DMSB** -Reg.No.: 126/2013  
Deutscher Motor-Sport Bund e.V.

1 Raffaele Marciello , Dallara F312 Mercedes T / ITA															
1	1:44.895	2	1:35.331	3	1:34.498	4	2:32.923	5	2:30.379	6	2:20.265	7	1:36.214	8	1:34.120
9	<b>1:33.801</b>	10	1:33.889	11	1:35.234	12	1:33.947	13	1:34.328	14	1:34.127	15	1:33.988	16	1:33.981
17	1:34.672	18	1:35.429	19	1:34.279	20	1:34.017	21	1:34.717						

2 Alex Lynn , Dallara F312 Mercedes T / GBR															
1	1:44.157	2	1:35.587	3	1:34.257	4	2:32.331	5	2:30.452	6	2:20.752	7	1:36.571	8	1:33.997
9	1:34.876	10	1:33.854	11	1:35.196	12	1:34.123	13	1:34.588	14	1:34.314	15	1:34.290	16	1:34.289
17	1:34.923	18	1:34.473	19	1:34.628	20	<b>1:33.820</b>	21	1:34.744						

3 Harry Tincknell , Dallara F312 Volkswagen T / GBR															
1	1:47.481	2	1:36.501	3	1:34.803	4	2:33.866	5	2:30.043	6	2:17.383	7	1:36.470	pit	1:59.649
pit	3:25.682	10	1:49.338	11	1:34.537	12	1:34.159	13	1:33.846	14	<b>1:33.729</b>	15	1:33.850	16	1:33.803
17	1:35.642	18	1:34.071	19	1:34.025	20	1:33.931								

4 Jordan King , Dallara F312 Volkswagen T / GBR															
1	1:42.656	2	1:35.015	3	1:34.525	4	2:32.581	5	2:30.677	6	2:21.476	7	1:34.770	8	1:33.925
9	<b>1:33.690</b>	10	1:36.051	11	1:35.597	12	1:33.915	13	1:35.553	14	1:34.059	15	1:34.221	16	1:34.195
17	1:33.914	18	1:35.726	19	1:34.325	20	1:34.089	21	1:34.672						

5 Michael Lewis , Dallara F312 Mercedes T / USA															
1	1:50.307	2	1:40.983	3	1:39.447	4	2:28.432	5	2:28.701	6	2:15.558	7	1:36.062	8	1:36.829
9	1:35.629	10	1:34.843	11	1:35.407	12	1:35.005	13	1:36.860	14	1:34.969	15	<b>1:34.579</b>	16	1:34.825
17	1:34.767	18	1:34.609	19	1:35.261	20	1:34.626	21	1:35.110						

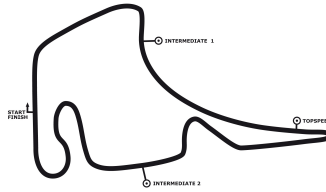
6 Felix Rosenqvist , Dallara F312 Mercedes T / SWE															
1	1:41.387	2	1:34.929	3	1:34.443	4	2:32.206	5	2:30.503	6	2:22.373	7	1:34.652	8	1:34.004
9	1:34.148	10	1:34.749	11	1:34.083	12	1:33.895	13	<b>1:33.886</b>	14	1:33.986	15	1:34.058	16	1:34.145
17	1:34.134	18	1:34.269	19	1:34.069	20	1:34.195	21	1:34.340						

7 Sven Müller , Dallara F312 Volkswagen T / DEU															
1	1:45.945	2	1:36.133	3	1:34.787	4	2:32.141	5	2:30.828	6	2:19.064	7	1:36.044	8	1:34.276
9	1:34.643	10	1:33.977	11	1:34.470	12	1:34.417	13	1:34.938	14	1:34.393	15	<b>1:33.890</b>	16	1:34.145
17	1:35.417	18	1:34.441	19	1:34.418	20	1:34.334	21	1:34.683						

8 André Rudersdorf , Dallara F312 Volkswagen T / DEU															
1	1:49.459	2	<b>1:40.762</b>												

9 Lucas Wolf , Dallara F312 Mercedes T / DEU															
1	1:49.131	2	1:37.029	3	1:35.997	4	2:32.432	5	2:29.890	6	2:16.818	7	1:36.208	8	1:37.113
9	1:34.611	10	1:34.493	11	1:34.529	12	<b>1:34.401</b>	13	1:35.140	14	1:34.886	15	1:34.717	16	1:34.646
17	1:34.542	18	1:35.167	19	1:35.287	20	1:35.380	21	1:35.108						

10 Sandro Zeller , Dallara F312 Mercedes T / CHE															
1	1:51.238	2	1:39.750	3	1:40.997	4	2:28.083	5	2:29.252	6	2:14.529	7	1:36.236	8	1:37.384



# DTM Hockenheim I

Hockenheimring GP Circuit, length 4574 m

03. - 05.05.2013

FIA Formula 3 European Championship

**DMSB** -Reg.No.: 126/2013  
Deutscher Motor Sport Bund e.V.

## Lap by Lap race 3, 05.05.2013

9	1:35.652	10	1:36.462	11	1:35.654	12	1:35.380	13	1:36.710	14	1:35.415	15	1:36.302	16	<b>1:35.352</b>
17	1:37.010	18	1:35.727	19	1:35.823	20	1:36.726	21	1:35.484						

### 11 Felix Serralles , Dallara F312 Mercedes T / USA

1	1:42.029	2	1:35.087	3	1:34.357	4	2:32.091	5	2:30.592	6	2:22.130	7	1:35.948	8	<b>1:33.942</b>
9	1:33.995	10	1:34.815	11	1:34.053	12	1:34.217	13	1:34.061	14	1:34.699	15	1:34.327	16	1:34.240
17	1:34.608	18	1:34.291	19	1:34.614	20	1:34.499	21	1:34.700						

### 12 Luis Felipe Derani , Dallara F312 Mercedes T / BRA

1	1:48.052	2	1:37.600	3	1:35.366	4	2:32.846	5	2:30.057	6	2:17.074	7	1:36.263	8	1:36.771
9	1:34.802	10	<b>1:34.430</b>	11	1:34.497	12	1:34.540	13	1:35.089	14	1:34.731	15	1:34.561	16	1:34.787
17	1:34.838	18	1:35.285	19	1:35.101	20	1:35.279	21	1:35.098						

### 14 William Buller , Dallara F312 ThreeBond Nissan T / GBR

1	1:46.887	2	1:35.970	3	1:35.298	4	2:33.801	5	2:29.807	6	2:17.926	7	1:36.353	8	1:47.491
9	1:34.307	10	1:35.217	11	1:34.634	12	1:34.381	13	<b>1:33.953</b>	14	1:34.415	15	1:34.997	16	1:34.209
17	1:34.355	18	1:34.571	19	1:34.812	20	1:34.789	21	1:35.570						

### 15 Richard Goddard , Dallara F312 ThreeBond Nissan T / GBR

1	1:50.587	2	<b>1:40.079</b>												
---	----------	---	-----------------	--	--	--	--	--	--	--	--	--	--	--	--

### 16 Tatiana Calderón , Dallara F313 Mercedes / COL

1	1:52.846	2	1:40.237	3	1:44.659	4	2:24.777	5	2:29.877	6	2:13.928	7	1:37.222	8	1:36.984
9	1:36.926	10	1:36.903	11	1:35.581	12	1:35.144	13	1:35.252	14	<b>1:35.135</b>	15	1:35.407	16	1:35.501
17	1:35.961	18	1:36.039	19	1:35.888	20	1:36.269	21	1:36.390						

### 17 Antonio Giovinazzi , Dallara F312 Mercedes T / ITA

1	1:49.923	2	1:39.690	3	1:36.131	4	2:33.004	5	2:28.334	6	2:15.895	7	1:35.784	8	1:37.242
9	1:39.163	pit	1:48.238	11	2:16.968	12	1:34.733	13	1:34.768	14	1:35.653	15	1:34.461	16	1:34.521
17	1:34.420	18	1:34.299	19	<b>1:34.127</b>	20	1:34.568	21	1:34.508						

### 18 Dennis van de Laar , Dallara F312 Volkswagen T / NLD

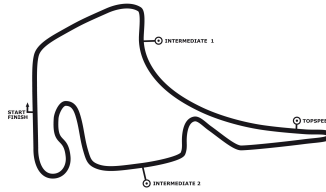
1	1:49.223	2	1:37.380	3	1:37.890	4	2:32.477	5	2:28.384	6	2:16.419	7	1:35.992	8	1:37.798
9	1:34.973	10	1:35.388	11	1:34.793	12	1:36.089	13	1:34.411	14	1:34.316	15	<b>1:34.282</b>	16	1:34.499
17	1:34.399	18	1:34.400	19	1:36.795	20	1:35.637	21	1:34.851						

### 19 Måns Grenhagen , Dallara F312 Volkswagen T / SWE

1	1:49.338	2	1:38.269	3	1:37.254	4	2:33.221	5	2:28.446	6	2:15.694	7	1:36.987	8	1:39.049
9	1:37.510	10	1:36.606	11	1:35.908	12	1:35.846	13	1:35.137	14	<b>1:34.616</b>	15	1:35.495	16	1:35.374
17	1:35.767	18	1:35.423	19	1:34.861	20	1:34.938	21	1:35.571						

### 20 Tom Blomqvist , Dallara F312 Mercedes T / GBR

1	1:45.486	2	1:35.716	3	1:35.138	4	2:31.984	5	2:30.909	6	2:19.486	7	1:36.686	8	1:34.894
9	1:35.110	10	1:35.190	11	<b>1:34.707</b>	12	1:34.771	13	1:34.818	14	1:34.885	15	1:35.076	16	1:35.229
17	1:35.022	18	1:35.113	19	1:35.156	20	1:34.760	21	1:34.881						



# DTM Hockenheim I

Hockenheimring GP Circuit, length 4574 m

03. - 05.05.2013

FIA Formula 3 European Championship

Lap by Lap race 3, 05.05.2013

**DMSB** -Reg.No.: 126/2013  
Deutscher Motor Sport Bund e.V.

24 Lucas Auer , Dallara F312 Mercedes / AUT															
1	1:48.894	pit	1:48.153	3	2:25.052	4	1:41.919	5	2:29.807	6	2:12.891	7	1:35.671	8	1:36.079
9	1:35.517	10	1:34.592	11	1:34.614	12	1:34.246	13	1:35.508	14	1:33.954	15	1:34.192	16	<b>1:33.866</b>
17	1:34.506	18	1:34.324	19	1:35.440	20	1:34.187	21	1:34.663						

25 Eddie Cheever , Dallara F312 Mercedes / ITA															
1	1:45.758	2	1:35.962	3	1:36.196	4	2:31.860	5	2:31.377	6	2:18.201	7	1:36.440	8	1:35.002
9	1:35.083	10	1:35.340	11	1:34.925	12	1:35.005	13	1:34.692	14	<b>1:34.681</b>	15	1:34.852	16	1:35.368
17	1:35.009	18	1:35.225	19	1:35.174	20	1:35.031	21	1:34.859						

26 Nicholas Latifi , Dallara F312 Volkswagen / CAN															
1	1:46.564	2	1:38.751	3	1:34.841	4	2:33.078	5	2:30.296	6	2:16.942	7	1:36.434	8	1:38.239
9	1:34.929	10	1:35.269	11	1:34.748	12	1:35.608	13	1:34.400	14	1:34.163	15	<b>1:34.102</b>	16	1:34.612
17	1:34.494	18	1:34.969	19	1:38.191	20	1:35.587	21	1:34.764						

27 Jann Mardenborough , Dallara F312 Volkswagen / GBR															
1	1:56.362	2	1:37.140	3	1:40.373	4	2:27.622	5	2:29.538	pit	2:19.962	7	1:50.121	8	1:34.740
9	1:34.416	10	1:34.335	11	<b>1:34.282</b>	12	1:34.376	13	1:34.319	14	1:34.316	15	1:34.479	16	1:34.417
17	1:34.742	18	1:34.614	19	1:34.708	20	1:35.945	21	1:35.326						

28 Mitchell Gilbert , Dallara F312 Mercedes / AUS															
1	1:51.549	2	1:41.053	3	1:51.197	4	2:19.567	5	2:29.837	6	2:13.365	7	1:37.236	8	1:36.916
9	1:35.400	10	1:35.544	11	1:34.868	12	1:34.556	13	1:36.636	14	1:35.378	15	1:34.887	16	1:34.517
17	1:34.691	18	1:34.543	19	1:34.359	20	<b>1:34.164</b>	21	1:34.399						

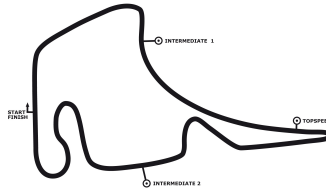
29 Roy Nissany , Dallara F312 Mercedes / ISR															
1	1:49.782	2	<b>1:40.504</b>												

30 Josh Hill , Dallara F312 Mercedes / GBR															
1	2:03.812	2	1:34.845	3	1:36.036	4	2:27.283	5	2:29.827	6	2:13.729	7	1:34.880	8	1:36.188
9	1:36.926	10	1:33.938	11	1:35.078	12	1:35.493	13	1:35.386	14	1:34.276	15	1:34.006	16	1:34.134
17	1:33.999	18	1:34.239	19	1:36.188	20	1:34.365	21	<b>1:33.706</b>						

31 Edward Jones , Dallara F312 Mercedes G / ARE															
1	1:52.100	2	1:39.746	3	1:40.837	4	2:28.119	5	2:29.492	6	2:14.259	7	1:36.879	8	1:37.473
9	1:36.494	10	1:35.755	11	1:36.108	12	1:35.692	13	1:35.476	14	1:36.212	15	<b>1:35.327</b>	16	1:35.471
17	1:36.287	18	1:35.952	19	1:35.613	20	1:35.631	21	1:35.384						

32 Sean Gelael , Dallara F312 Mercedes T / IDN															
1	1:52.481	2	<b>1:39.787</b>												

51 Daniil Kvyat , Dallara F312 Volkswagen G / RUS															
1	1:43.635	2	1:35.160	3	1:34.374	4	2:32.655	5	2:30.410	6	2:21.190	7	1:36.024	8	1:34.017
9	<b>1:33.776</b>	10	1:34.313	11	1:34.691	12	1:33.943	13	1:34.011	14	1:34.545	15	1:34.284	16	1:34.066



# DTM Hockenheim I

Hockenheimring GP Circuit, length 4574 m

03. - 05.05.2013

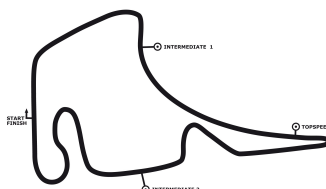
FIA Formula 3 European Championship

## Lap by Lap race 3, 05.05.2013

**DMSB** -Reg.No.: 126/2013  
Deutscher Motor-Sport Bund e.V.

17	1:34.604	18	1:34.747	19	1:34.225	20	1:34.663	21	1:34.461										
----	----------	----	----------	----	----------	----	----------	----	----------	--	--	--	--	--	--	--	--	--	--





# DTM Hockenheim I

Hockenheimring GP Circuit, length 4574 m

03. - 05.05.2013

FIA Formula 3 European Championship

Lap Analysis race 3, 05.05.2013

DMSB -Reg.No.: 126/2013  
Deutscher Motor Sport Bund e.V.

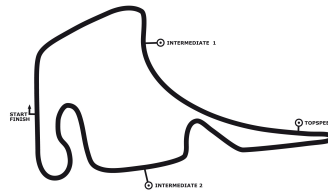
1 Raffaele Marciello , Dallara F312 Mercedes T /ITA										theoretical besttime: 1:33.636								
Lap	Time	S1	V1	S2	V2	S3	V3	Vmax		Lap	Time	S1	V1	S2	V2	S3	V3	Vmax
1	1:44.895	27.904	169	47.210	202	29.781	202	225		12	1:33.947	20.257	168	<b>45.163</b>	205	28.527	202	234
2	1:35.331	20.632	167	45.788	205	28.911	<b>203</b>	234		13	1:34.328	20.258	168	45.507	205	28.563	201	234
3	1:34.498	20.329	167	45.553	205	28.616	198	235		14	1:34.127	20.325	167	45.291	204	28.511	202	230
4	2:32.923	27.155	111	1:17.122	122	48.646	125	156		15	1:33.988	20.311	167	45.355	204	<b>28.322</b>	203	232
5	2:30.379	31.167	131	1:13.297	116	45.915	123	136		16	1:33.981	20.267	167	45.318	205	28.396	203	232
6	2:20.265	30.498	120	1:08.081	105	41.686	201	146		17	1:34.672	20.372	167	45.464	204	28.836	200	235
7	1:36.214	21.333	168	45.686	<b>207</b>	29.195	203	233		18	1:35.429	20.490	168	46.196	203	28.743	201	235
8	1:34.120	20.342	169	45.291	207	28.487	203	235		19	1:34.279	20.415	167	45.331	204	28.533	202	232
9	<b>1:33.801</b>	<b>20.151</b>	<b>170</b>	45.255	204	28.395	202	<b>237</b>		20	1:34.017	20.308	167	45.185	205	28.524	202	232
10	1:33.889	20.213	168	45.210	205	28.466	203	233		21	1:34.717	20.677	167	45.481	204	28.559	202	234
11	1:35.234	20.522	170	45.605	204	29.107	203	236										

2 Alex Lynn , Dallara F312 Mercedes T /GBR										theoretical besttime: 1:33.534								
Lap	Time	S1	V1	S2	V2	S3	V3	Vmax		Lap	Time	S1	V1	S2	V2	S3	V3	Vmax
1	1:44.157	27.684	168	47.155	202	29.318	203	228		12	1:34.123	20.368	168	45.230	204	28.525	203	234
2	1:35.587	20.947	166	45.870	203	28.770	202	229		13	1:34.588	20.278	168	45.385	206	28.925	202	232
3	1:34.257	20.387	<b>169</b>	45.427	204	28.443	201	231		14	1:34.314	20.399	169	45.368	206	28.547	204	236
4	2:32.331	26.947	138	1:17.278	117	48.106	133	157		15	1:34.290	20.356	167	45.489	205	28.445	203	231
5	2:30.452	31.753	134	1:12.866	122	45.833	121	141		16	1:34.289	20.390	167	45.404	206	28.495	203	235
6	2:20.752	30.895	123	1:08.238	109	41.619	<b>205</b>	153		17	1:34.923	20.412	165	46.184	203	<b>28.327</b>	203	231
7	1:36.571	21.689	168	45.869	205	29.013	203	<b>237</b>		18	1:34.473	<b>20.145</b>	168	45.353	205	28.975	203	231
8	1:33.997	20.365	169	45.214	206	28.418	203	233		19	1:34.628	20.627	162	45.456	205	28.545	203	230
9	1:34.876	20.300	169	46.141	204	28.435	203	232		20	<b>1:33.820</b>	20.373	167	45.092	206	28.355	203	233
10	1:33.854	20.341	169	<b>45.062</b>	205	28.451	204	236		21	1:34.744	20.392	167	45.340	<b>208</b>	29.012	203	236
11	1:35.196	20.479	167	45.297	207	29.420	203	234										

3 Harry Tincknell , Dallara F312 Volkswagen T /GBR										theoretical besttime: 1:33.544								
Lap	Time	S1	V1	S2	V2	S3	V3	Vmax		Lap	Time	S1	V1	S2	V2	S3	V3	Vmax
1	1:47.481	29.029	165	47.934	202	30.518	199	229		11	1:34.537	20.455	168	45.477	204	28.605	200	229
2	1:36.501	21.197	168	46.345	201	28.959	201	234		12	1:34.159	20.215	167	45.482	202	28.462	201	228
3	1:34.803	20.510	<b>169</b>	45.500	203	28.793	200	231		13	1:33.846	20.114	168	45.328	204	28.404	205	229
4	2:33.866	27.370	125	1:17.235	101	49.261	103	122		14	<b>1:33.729</b>	20.115	168	<b>45.256</b>	204	28.358	201	228
5	2:30.043	29.787	116	1:14.810	93	45.446	111	140		15	1:33.850	<b>19.992</b>	168	45.562	203	<b>28.296</b>	<b>206</b>	230
6	2:17.383	30.423	138	1:07.024	109	39.936	201	153		16	1:33.803	20.126	168	45.286	204	28.391	201	229
7	1:36.470	21.074	169	45.892	<b>206</b>	29.504	201	<b>236</b>		17	1:35.642	21.359	168	45.658	203	28.625	201	230
8	1:59.649	20.740	166					223		18	1:34.071	20.346	167	45.337	205	28.388	201	229
9	3:25.682	2:04.116	165	46.815	201			227		19	1:34.025	20.193	168	45.408	204	28.424	201	230
10	1:49.338	34.331	167	45.938	203	29.069	198	229		20	1:33.931	20.225	168	45.269	204	28.437	201	230

4 Jordan King , Dallara F312 Volkswagen T /GBR										theoretical besttime: 1:33.436								
Lap	Time	S1	V1	S2	V2	S3	V3	Vmax		Lap	Time	S1	V1	S2	V2	S3	V3	Vmax
1	1:42.656	26.845	164	46.468	204	29.343	202	231		12	1:33.915	20.151	169	<b>44.978</b>	206	28.786	202	234
2	1:35.015	20.645	<b>169</b>	45.690	204	28.680	201	231		13	1:35.553	20.262	167	46.333	205	28.958	201	234
3	1:34.525	20.372	169	45.325	205	28.828	201	232		14	1:34.059	20.296	167	45.261	205	28.502	203	234
4	2:32.581	27.311	108	1:17.043	117	48.227	137	133		15	1:34.221	20.263	169	45.380	206	28.578	202	236
5	2:30.677	31.748	140	1:12.944	138	45.985	138	138		16	1:34.195	20.384	167	45.313	206	28.498	203	233
6	2:21.476	31.020	116	1:07.960	123	42.496	201	153		17	1:33.914	20.289	168	45.065	205	28.560	<b>204</b>	234
7	1:34.770	20.892	169	45.385	204	28.493	202	237		18	1:35.726	20.671	168	45.962	205	29.093	203	<b>238</b>
8	1:33.925	20.319	168	45.192	205	28.414	201	232		19	1:34.325	20.534	167	45.112	206	28.679	203	236
9	<b>1:33.690</b>	<b>20.139</b>	168	45.232	204	<b>28.319</b>	202	232		20	1:34.089	20.495	167	45.032	<b>207</b>	28.562	203	235
10	1:36.051	20.236	169	46.125	197	29.690	201	235		21	1:34.672	20.505	166	45.516	206	28.651	203	236
11	1:35.597	20.750	168	46.063	205	28.784	202	232										





# DTM Hockenheim I

Hockenheimring GP Circuit, length 4574 m

03. - 05.05.2013

FIA Formula 3 European Championship

Lap Analysis race 3, 05.05.2013

**DMSB** -Reg.No.: 126/2013  
Deutscher Motor Sport Bund e.V.

## 5 Michael Lewis , Dallara F312 Mercedes T / USA theoretical besttime: 1:34.325

Lap	Time	S1	V1	S2	V2	S3	V3	Vmax	Lap	Time	S1	V1	S2	V2	S3	V3	Vmax
1	1:50.307	30.642	167	48.731	188	30.934	<b>201</b>	<b>241</b>	12	1:35.005	<b>20.337</b>	167	45.772	203	28.896	201	229
2	1:40.983	22.855	<b>168</b>	47.276	201	30.852	200	237	13	1:36.860	20.887	167	46.824	204	29.149	198	233
3	1:39.447	22.427	166	46.284	202	30.736	184	232	14	1:34.969	20.607	167	45.751	203	28.611	201	231
4	2:28.432	22.970	166	1:15.355	84	50.107	79	114	15	<b>1:34.579</b>	20.428	168	45.754	203	<b>28.397</b>	200	229
5	2:28.701	28.694	145	1:14.474	96	45.533	115	135	16	1:34.825	20.441	166	45.802	203	28.582	200	230
6	2:15.558	31.455	166	1:05.408	135	38.695	200	135	17	1:34.767	20.462	166	45.774	201	28.531	199	230
7	1:36.062	20.991	168	45.855	<b>205</b>	29.216	200	232	18	1:34.609	20.370	166	45.679	202	28.560	199	229
8	1:36.829	20.976	167	46.442	204	29.411	201	232	19	1:35.261	20.468	166	45.996	201	28.797	199	229
9	1:35.629	20.983	167	46.182	202	28.464	200	231	20	1:34.626	20.406	167	<b>45.591</b>	203	28.629	200	229
10	1:34.843	20.471	168	45.853	204	28.519	201	231	21	1:35.110	20.354	167	46.043	203	28.713	199	231
11	1:35.407	20.538	167	46.297	201	28.572	201	228									

## 6 Felix Rosenqvist , Dallara F312 Mercedes T / SWE theoretical besttime: 1:33.686

Lap	Time	S1	V1	S2	V2	S3	V3	Vmax	Lap	Time	S1	V1	S2	V2	S3	V3	Vmax
1	1:41.387	26.251	166	46.479	201	28.657	200	223	12	1:33.895	20.298	168	<b>45.416</b>	203	28.181	201	226
2	1:34.929	20.542	167	46.065	201	28.322	200	224	13	<b>1:33.886</b>	20.268	168	45.511	203	28.107	204	227
3	1:34.443	20.408	167	45.901	201	28.134	200	225	14	1:33.986	20.260	166	45.558	203	28.168	201	226
4	2:32.206	27.709	105	1:16.735	109	47.762	139	141	15	1:34.058	20.258	167	45.598	202	28.202	200	226
5	2:30.503	32.121	115	1:13.167	118	45.215	130	137	16	1:34.145	<b>20.232</b>	167	45.612	203	28.301	200	227
6	2:22.373	31.785	137	1:07.951	113	42.637	200	160	17	1:34.134	20.301	166	45.573	202	28.260	200	227
7	1:34.652	20.614	167	45.844	203	28.194	200	225	18	1:34.269	20.333	166	45.605	203	28.331	199	226
8	1:34.004	20.327	<b>168</b>	45.639	203	<b>28.038</b>	<b>205</b>	225	19	1:34.069	20.316	167	45.458	202	28.295	199	<b>228</b>
9	1:34.148	20.277	167	45.707	202	28.164	199	225	20	1:34.195	20.302	167	45.572	<b>204</b>	28.321	199	227
10	1:34.749	20.303	166	46.379	202	28.067	200	226	21	1:34.340	20.368	166	45.544	203	28.428	196	227
11	1:34.083	20.315	166	45.644	202	28.124	200	226									

## 7 Sven Müller , Dallara F312 Volkswagen T / DEU theoretical besttime: 1:33.720

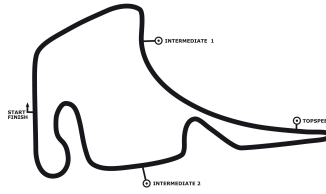
Lap	Time	S1	V1	S2	V2	S3	V3	Vmax	Lap	Time	S1	V1	S2	V2	S3	V3	Vmax
1	1:45.945	28.545	165	47.444	200	29.956	204	236	12	1:34.417	20.583	170	<b>45.149</b>	204	28.685	203	234
2	1:36.133	21.285	169	45.748	204	29.100	205	235	13	1:34.938	21.115	168	45.382	205	28.441	201	231
3	1:34.787	20.692	169	45.467	207	28.628	200	236	14	1:34.393	20.478	169	45.558	202	28.357	203	228
4	2:32.141	26.614	119	1:17.336	109	48.191	111	153	15	<b>1:33.890</b>	20.425	170	45.227	204	<b>28.238</b>	203	231
5	2:30.828	30.854	131	1:13.806	111	46.168	126	136	16	1:34.145	20.348	169	45.198	206	28.599	<b>206</b>	233
6	2:19.064	29.605	109	1:08.347	110	41.112	205	163	17	1:35.417	20.391	169	46.220	201	28.806	201	<b>241</b>
7	1:36.044	21.245	<b>170</b>	45.740	206	29.059	203	240	18	1:34.441	20.459	169	45.481	202	28.501	200	231
8	1:34.276	20.518	169	45.394	205	28.364	203	231	19	1:34.418	20.446	170	45.437	205	28.535	203	236
9	1:34.643	<b>20.333</b>	170	45.424	<b>210</b>	28.886	200	232	20	1:34.334	20.359	168	45.310	203	28.665	200	231
10	1:33.977	20.471	170	45.219	206	28.287	204	231	21	1:34.683	20.435	170	45.566	204	28.682	202	230
11	1:34.470	20.352	170	45.527	203	28.591	204	232									

## 8 André Rudersdorf , Dallara F312 Volkswagen T / DEU theoretical besttime: 1:40.399

Lap	Time	S1	V1	S2	V2	S3	V3	Vmax	Lap	Time	S1	V1	S2	V2	S3	V3	Vmax
1	1:49.459	30.823	<b>167</b>	47.862	<b>197</b>	<b>30.774</b>	<b>199</b>	<b>242</b>	2	<b>1:40.762</b>	<b>22.884</b>	166	<b>46.741</b>	193	31.137	196	229

## 9 Lucas Wolf , Dallara F312 Mercedes T / DEU theoretical besttime: 1:34.249

Lap	Time	S1	V1	S2	V2	S3	V3	Vmax	Lap	Time	S1	V1	S2	V2	S3	V3	Vmax
1	1:49.131	30.286	167	47.286	202	31.559	197	<b>240</b>	12	<b>1:34.401</b>	20.516	<b>170</b>	45.250	<b>207</b>	28.635	204	235
2	1:37.029	21.779	166	46.254	204	28.996	203	228	13	1:35.140	20.902	168	45.511	207	28.727	203	235
3	1:35.997	20.844	168	45.585	206	29.568	185	232	14	1:34.886	20.773	169	45.416	207	28.697	204	233
4	2:32.432	26.034	117	1:16.928	97	49.470	119	134	15	1:34.717	20.542	169	45.541	206	28.634	203	233
5	2:29.890	29.799	109	1:14.525	97	45.566	129	157	16	1:34.646	20.550	169	45.256	206	28.840	204	234
6	2:16.818	30.676	155	1:06.837	101	39.305	203	127	17	1:34.542	20.597	169	45.211	207	28.734	204	233
7	1:36.208	21.027	169	45.893	205	29.288	202	233	18	1:35.167	20.852	169	45.307	206	29.008	<b>205</b>	235
8	1:37.113	21.063	168	46.892	197	29.158	203	236	19	1:35.287	21.136	168	45.285	207	28.866	203	234
9	1:34.611	20.606	169	45.398	206	28.607	203	234	20	1:35.380	20.796	168	<b>45.183</b>	207	29.401	199	234
10	1:34.493	20.639	169	45.268	206	<b>28.586</b>	204	234	21	1:35.108	20.772	169	45.264	207	29.072	204	234



# DTM Hockenheim I

Hockenheimring GP Circuit, length 4574 m

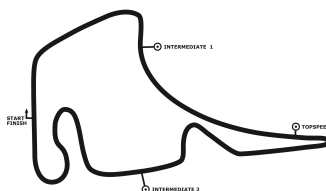
03. - 05.05.2013

FIA Formula 3 European Championship

Lap Analysis race 3, 05.05.2013

**DMSB** -Reg.No.: 126/2013  
Deutscher Motor-Sport Bund e.V.

Lap	Time	S1	V1	S2	V2	S3	V3	Vmax	Lap	Time	S1	V1	S2	V2	S3	V3	Vmax
11	1:34.529	<b>20.480</b>	169	45.377	205	28.672	203	235									



# DTM Hockenheim I

Hockenheimring GP Circuit, length 4574 m

03. - 05.05.2013

FIA Formula 3 European Championship

Lap Analysis race 3, 05.05.2013

DMSB -Reg.No.: 126/2013

## 10 Sandro Zeller , Dallara F312 Mercedes T / CHE theoretical besttime: 1:35.115

Lap	Time	S1	V1	S2	V2	S3	V3	Vmax	Lap	Time	S1	V1	S2	V2	S3	V3	Vmax
1	1:51.238	31.415	167	48.268	195	31.555	198	238	12	1:35.380	<b>20.598</b>	168	45.786	204	<b>28.996</b>	199	232
2	1:39.750	21.710	<b>168</b>	47.314	198	30.726	199	237	13	1:36.710	21.516	161	46.013	203	29.181	199	234
3	1:40.997	22.457	166	46.965	199	31.575	167	232	14	1:35.415	20.627	166	45.731	203	29.057	199	232
4	2:28.083	22.829	167	1:15.282	86	49.972	81	116	15	1:36.302	20.642	166	46.367	202	29.293	199	231
5	2:29.252	28.554	126	1:14.529	110	46.169	124	118	16	<b>1:35.352</b>	20.627	167	45.654	205	29.071	199	232
6	2:14.529	30.777	165	1:05.209	145	38.543	<b>201</b>	134	17	1:37.010	20.855	166	46.434	199	29.721	199	230
7	1:36.236	21.044	168	45.755	<b>207</b>	29.437	201	234	18	1:35.727	20.822	166	45.682	204	29.223	199	231
8	1:37.384	21.296	168	46.184	206	29.904	200	<b>241</b>	19	1:35.823	20.813	167	45.771	204	29.239	199	232
9	1:35.652	20.727	167	45.884	200	29.041	200	237	20	1:36.726	20.710	166	46.637	200	29.379	199	230
10	1:36.462	20.651	167	46.600	198	29.211	199	231	21	1:35.484	20.710	168	<b>45.521</b>	204	29.253	201	234
11	1:35.654	20.728	167	45.817	204	29.109	199	231									

## 11 Felix Serralles , Dallara F312 Mercedes T / USA theoretical besttime: 1:33.763

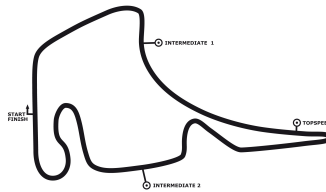
Lap	Time	S1	V1	S2	V2	S3	V3	Vmax	Lap	Time	S1	V1	S2	V2	S3	V3	Vmax
1	1:42.029	27.087	167	45.888	203	29.054	201	234	12	1:34.217	20.358	169	45.296	204	28.563	202	234
2	1:35.087	20.627	168	45.753	204	28.707	202	233	13	1:34.061	<b>20.294</b>	168	45.289	205	28.478	201	233
3	1:34.357	20.334	169	45.541	205	28.482	203	233	14	1:34.699	20.570	167	45.706	204	28.423	201	231
4	2:32.091	27.507	112	1:16.772	117	47.812	126	138	15	1:34.327	20.373	167	45.400	204	28.554	202	231
5	2:30.592	32.233	124	1:13.083	122	45.276	135	136	16	1:34.240	20.361	168	45.292	201	28.587	202	231
6	2:22.130	31.746	122	1:07.797	119	42.587	202	147	17	1:34.608	20.495	167	45.293	204	28.820	201	232
7	1:35.948	21.195	167	45.927	<b>206</b>	28.826	203	229	18	1:34.291	20.453	169	45.260	203	28.578	201	232
8	<b>1:33.942</b>	20.368	168	45.290	206	<b>28.284</b>	<b>204</b>	<b>236</b>	19	1:34.614	20.436	169	45.425	204	28.753	201	234
9	1:33.995	20.340	168	45.331	205	28.324	203	232	20	1:34.499	20.550	168	45.288	205	28.661	201	231
10	1:34.815	20.334	168	45.286	206	29.195	201	234	21	1:34.700	20.422	<b>170</b>	45.383	204	28.895	201	232
11	1:34.053	20.396	169	<b>45.185</b>	204	28.472	201	232									

## 12 Luis Felipe Derani , Dallara F312 Mercedes T / BRA theoretical besttime: 1:34.286

Lap	Time	S1	V1	S2	V2	S3	V3	Vmax	Lap	Time	S1	V1	S2	V2	S3	V3	Vmax
1	1:48.052	29.675	167	47.658	203	30.719	199	<b>242</b>	12	1:34.540	20.426	167	45.407	203	28.707	201	229
2	1:37.600	21.013	167	46.561	198	30.026	202	236	13	1:35.089	20.565	166	45.523	204	29.001	202	227
3	1:35.366	20.734	167	45.617	203	29.015	203	233	14	1:34.731	20.614	167	45.358	203	28.759	199	236
4	2:32.846	26.158	128	1:17.371	94	49.317	110	122	15	1:34.561	20.417	167	45.449	204	28.695	203	230
5	2:30.057	29.881	116	1:14.590	95	45.586	116	134	16	1:34.787	20.478	168	45.351	203	28.958	<b>204</b>	232
6	2:17.074	30.615	166	1:06.958	99	39.501	201	148	17	1:34.838	20.479	167	45.331	204	29.028	201	234
7	1:36.263	20.802	<b>169</b>	46.093	205	29.368	199	235	18	1:35.285	20.578	168	45.316	205	29.391	199	240
8	1:36.771	20.875	169	47.030	196	28.866	202	233	19	1:35.101	20.648	167	<b>45.292</b>	<b>206</b>	29.161	203	235
9	1:34.802	20.520	168	45.526	203	28.756	200	235	20	1:35.279	20.608	168	45.303	205	29.368	201	235
10	<b>1:34.430</b>	20.429	168	45.356	203	<b>28.645</b>	200	231	21	1:35.098	20.584	168	45.297	204	29.217	200	233
11	1:34.497	<b>20.349</b>	167	45.422	203	28.726	201	227									

## 14 William Buller , Dallara F312 ThreeBond Nissan T / GBR theoretical besttime: 1:33.847

Lap	Time	S1	V1	S2	V2	S3	V3	Vmax	Lap	Time	S1	V1	S2	V2	S3	V3	Vmax
1	1:46.887	29.283	166	47.441	202	30.163	202	236	12	1:34.381	20.606	169	45.207	204	28.568	201	234
2	1:35.970	21.095	167	45.966	203	28.909	201	230	13	<b>1:33.953</b>	20.374	169	<b>45.196</b>	204	28.383	202	236
3	1:35.298	20.589	168	45.714	<b>206</b>	28.995	194	231	14	1:34.415	20.426	169	45.680	204	<b>28.309</b>	203	230
4	2:33.801	27.458	124	1:17.164	93	49.179	106	128	15	1:34.997	<b>20.342</b>	164	45.894	204	28.761	201	232
5	2:29.807	29.376	112	1:15.207	86	45.224	98	143	16	1:34.209	20.383	167	45.303	204	28.523	202	233
6	2:17.926	29.803	129	1:07.653	105	40.470	202	150	17	1:34.355	20.401	167	45.347	204	28.607	203	233
7	1:36.353	21.187	168	45.867	205	29.299	203	237	18	1:34.571	20.403	168	45.353	205	28.815	201	234
8	1:47.491	21.436	165	57.253	203	28.802	202	232	19	1:34.812	20.370	169	45.644	202	28.798	<b>204</b>	236
9	1:34.307	20.551	169	45.233	204	28.523	202	233	20	1:34.789	20.763	167	45.221	205	28.805	202	235
10	1:35.217	20.940	<b>170</b>	45.749	203	28.528	203	<b>243</b>	21	1:35.570	20.381	169	45.938	206	29.251	182	238
11	1:34.634	20.404	169	45.392	205	28.838	202	240									



# DTM Hockenheim I

Hockenheimring GP Circuit, length 4574 m

03. - 05.05.2013

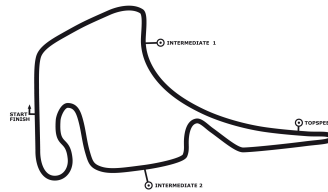
FIA Formula 3 European Championship

Lap Analysis race 3, 05.05.2013

**DMSB** -Reg.No.: 126/2013  
Deutscher Motor-Sport Bund e.V.

**15 Richard Goddard , Dallara F312 ThreeBond Nissan T / GBR theoretical besttime: 1:40.079**

Lap	Time	S1	V1	S2	V2	S3	V3	Vmax	Lap	Time	S1	V1	S2	V2	S3	V3	Vmax
1	1:50.587	31.017	<b>166</b>	48.537	194	31.033	<b>201</b>	231	2	<b>1:40.079</b>	<b>22.047</b>	160	<b>47.282</b>	<b>202</b>	<b>30.750</b>	197	<b>233</b>



# DTM Hockenheim I

Hockenheimring GP Circuit, length 4574 m

03. - 05.05.2013

FIA Formula 3 European Championship

Lap Analysis race 3, 05.05.2013

DMSB -Reg.No.: 126/2013  
Deutscher Motor Sport Bund e.V.

## 16 Tatiana Calderón , Dallara F313 Mercedes / COL theoretical besttime: 1:35.007

Lap	Time	S1	V1	S2	V2	S3	V3	Vmax	Lap	Time	S1	V1	S2	V2	S3	V3	Vmax
1	1:52.846	32.764	165	48.114	192	31.968	199	234	12	1:35.144	20.752	168	<b>45.528</b>	204	<b>28.864</b>	201	226
2	1:40.237	21.642	<b>170</b>	46.957	198	31.638	197	237	13	1:35.252	20.628	167	45.646	203	28.978	201	236
3	1:44.659	21.570	168	52.294	189	30.795	198	231	14	<b>1:35.135</b>	<b>20.615</b>	168	45.596	204	28.924	202	233
4	2:24.777	22.539	167	1:12.688	93	49.550	78	115	15	1:35.407	20.747	168	45.543	203	29.117	198	234
5	2:29.877	29.395	141	1:14.535	102	45.947	108	120	16	1:35.501	20.674	168	45.699	204	29.128	202	232
6	2:13.928	31.861	166	1:04.225	108	37.842	196	150	17	1:35.961	20.785	167	45.562	202	29.614	201	229
7	1:37.222	21.246	166	46.759	<b>206</b>	29.217	199	222	18	1:36.039	20.866	168	45.730	204	29.443	199	<b>238</b>
8	1:36.984	20.817	166	46.781	200	29.386	200	231	19	1:35.888	20.878	168	45.787	204	29.223	201	237
9	1:36.926	21.834	168	45.953	203	29.139	<b>202</b>	228	20	1:36.269	20.798	167	45.753	205	29.718	200	231
10	1:36.903	20.994	169	46.504	199	29.405	198	235	21	1:36.390	20.853	167	46.163	203	29.374	201	232
11	1:35.581	20.795	166	45.640	201	29.146	201	234									

## 17 Antonio Giovinazzi , Dallara F312 Mercedes T / ITA theoretical besttime: 1:34.127

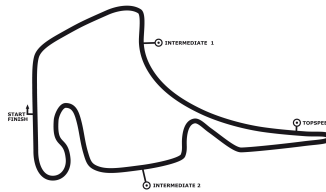
Lap	Time	S1	V1	S2	V2	S3	V3	Vmax	Lap	Time	S1	V1	S2	V2	S3	V3	Vmax
1	1:49.923	31.084	168	48.202	194	30.637	<b>203</b>	234	12	1:34.733	20.546	<b>170</b>	45.573	200	28.614	199	228
2	1:39.690	22.593	167	46.637	194	30.460	198	236	13	1:34.768	20.361	169	45.706	203	28.701	201	227
3	1:36.131	20.702	168	45.659	203	29.770	141	230	14	1:35.653	21.148	158	45.843	203	28.662	201	227
4	2:33.004	26.871	165	1:15.931	83	50.202	84	115	15	1:34.461	20.277	169	45.589	198	28.595	200	223
5	2:28.334	28.550	130	1:14.547	98	45.237	118	137	16	1:34.521	20.322	169	45.546	203	28.653	198	228
6	2:15.895	31.641	165	1:05.420	130	38.834	198	137	17	1:34.420	20.400	169	45.403	203	28.617	202	228
7	1:35.784	20.971	169	45.428	<b>208</b>	29.385	201	238	18	1:34.299	20.333	169	45.402	200	28.564	199	229
8	1:37.242	20.736	169	46.637	205	29.869	203	233	19	<b>1:34.127</b>	<b>20.270</b>	169	<b>45.368</b>	204	<b>28.489</b>	198	228
9	1:39.163	21.594	162	47.232	193	30.337	197	237	20	1:34.568	20.343	165	45.526	203	28.699	200	228
10	1:48.238	22.429	167	47.245	194		<b>240</b>		21	1:34.508	20.462	168	45.519	203	28.527	201	224
11	2:16.968	1:02.304	168	45.763	201	28.901	199	223									

## 18 Dennis van de Laar , Dallara F312 Volkswagen T / NLD theoretical besttime: 1:33.963

Lap	Time	S1	V1	S2	V2	S3	V3	Vmax	Lap	Time	S1	V1	S2	V2	S3	V3	Vmax
1	1:49.223	30.473	161	47.742	204	31.008	197	239	12	1:36.089	20.337	169	46.361	204	29.391	198	236
2	1:37.380	21.862	167	46.311	202	29.207	201	233	13	1:34.411	20.427	167	45.344	206	28.640	199	232
3	1:37.890	20.799	166	45.860	203	31.231	150	234	14	1:34.316	20.244	167	45.346	205	28.726	204	235
4	2:32.477	26.199	165	1:16.509	89	49.769	121	126	15	<b>1:34.282</b>	<b>20.333</b>	166	45.413	205	<b>28.536</b>	204	237
5	2:28.384	28.116	154	1:15.355	95	44.913	125	147	16	1:34.499	<b>20.220</b>	166	45.510	203	28.769	204	237
6	2:16.419	30.563	166	1:06.707	107	39.149	201	135	17	1:34.399	20.342	167	45.448	202	28.609	205	229
7	1:35.992	21.203	169	45.468	<b>206</b>	29.321	203	229	18	1:34.400	20.414	166	<b>45.207</b>	206	28.779	200	233
8	1:37.798	21.087	<b>170</b>	46.760	198	29.951	203	237	19	1:36.795	20.682	169	46.960	204	29.153	202	234
9	1:34.973	20.637	166	45.533	205	28.803	<b>205</b>	238	20	1:35.637	20.603	166	45.980	201	29.054	201	231
10	1:35.388	20.526	168	46.060	202	28.802	203	<b>243</b>	21	1:34.851	20.650	168	45.249	204	28.952	201	231
11	1:34.793	20.408	168	45.470	206	28.915	201	235									

## 19 Måns Grenhagen , Dallara F312 Volkswagen T / SWE theoretical besttime: 1:34.269

Lap	Time	S1	V1	S2	V2	S3	V3	Vmax	Lap	Time	S1	V1	S2	V2	S3	V3	Vmax
1	1:49.338	29.444	163	47.794	197	32.100	196	235	12	1:35.846	20.696	169	45.419	205	29.731	198	233
2	1:38.269	22.242	167	46.690	201	29.337	198	233	13	1:35.137	20.605	169	45.513	204	29.019	<b>203</b>	233
3	1:37.254	20.673	166	45.976	201	30.605	146	232	14	<b>1:34.616</b>	20.570	168	<b>45.064</b>	201	28.982	197	233
4	2:33.221	26.640	164	1:16.338	82	50.243	91	117	15	1:35.495	20.627	168	45.427	206	29.441	203	235
5	2:28.446	28.517	138	1:14.556	98	45.373	111	145	16	1:35.374	20.794	167	45.607	205	28.973	203	234
6	2:15.694	31.166	163	1:05.949	120	38.579	199	158	17	1:35.767	20.792	167	46.045	196	28.930	198	231
7	1:36.987	21.345	165	46.302	204	29.340	197	228	18	1:35.423	20.544	168	45.908	201	28.971	199	225
8	1:39.049	21.664	169	47.140	<b>206</b>	30.245	202	236	19	1:34.861	<b>20.484</b>	167	45.656	203	<b>28.721</b>	202	235
9	1:37.510	21.336	<b>170</b>	46.140	204	30.034	198	227	20	1:34.938	20.522	168	45.657	202	28.759	197	226
10	1:36.606	22.157	165	45.522	206	28.927	200	<b>240</b>	21	1:35.571	20.667	166	45.820	201	29.084	196	230
11	1:35.908	20.696	167	46.074	204	29.138	199	237									



# DTM Hockenheim I

Hockenheimring GP Circuit, length 4574 m

03. - 05.05.2013

FIA Formula 3 European Championship

Lap Analysis race 3, 05.05.2013

**DMSB** -Reg.No.: 126/2013  
Deutscher Motor-Sport Bund e.V.

## 20 Tom Blomqvist , Dallara F312 Mercedes T / GBR theoretical besttime: 1:34.541

Lap	Time	S1	V1	S2	V2	S3	V3	Vmax	Lap	Time	S1	V1	S2	V2	S3	V3	Vmax
1	1:45.486	28.360	165	47.052	201	30.074	200	236	12	1:34.771	<b>20.459</b>	169	45.516	199	28.796	202	230
2	1:35.716	20.916	167	45.975	202	28.825	199	228	13	1:34.818	20.544	168	45.490	203	28.784	199	229
3	1:35.138	20.579	167	45.807	203	28.752	201	229	14	1:34.885	20.616	168	45.544	204	28.725	201	228
4	2:31.984	26.638	120	1:16.865	133	48.481	128	162	15	1:35.076	20.676	167	45.609	202	28.791	199	228
5	2:30.909	31.079	132	1:13.590	119	46.240	122	125	16	1:35.229	20.690	169	45.769	202	28.770	200	230
6	2:19.486	29.747	108	1:08.131	117	41.608	199	150	17	1:35.022	20.616	167	45.540	203	28.866	199	235
7	1:36.686	21.277	167	46.166	205	29.243	201	<b>238</b>	18	1:35.113	20.686	167	45.627	203	28.800	198	235
8	1:34.894	20.670	168	<b>45.447</b>	206	28.777	<b>203</b>	228	19	1:35.156	20.800	167	45.607	202	28.749	198	235
9	1:35.110	20.626	168	45.590	201	28.894	200	235	20	1:34.760	20.578	168	45.448	<b>207</b>	28.734	202	234
10	1:35.190	20.677	<b>169</b>	45.837	204	28.676	200	231	21	1:34.881	20.648	169	45.555	203	28.678	200	234
11	<b>1:34.707</b>	20.515	167	45.557	201	<b>28.635</b>	199	232									

## 24 Lucas Auer , Dallara F312 Mercedes / AUT theoretical besttime: 1:33.670

Lap	Time	S1	V1	S2	V2	S3	V3	Vmax	Lap	Time	S1	V1	S2	V2	S3	V3	Vmax
1	1:48.894	27.315	158	49.003	199	32.576	195	215	12	1:34.246	20.331	170	45.320	206	28.595	202	236
2	1:48.153	22.110	153	47.945	188			233	13	1:35.508	<b>20.784</b>	170	45.936	206	28.788	201	233
3	2:25.052	1:09.693	168	46.430	204	28.929	<b>205</b>	225	14	1:33.954	<b>20.284</b>	170	45.273	204	<b>28.397</b>	203	232
4	1:41.919	20.757	<b>171</b>	45.799	204	35.363	69	227	15	1:34.192	20.538	169	45.187	205	28.467	202	233
5	2:29.807	30.876	130	1:13.433	94	45.498	116	124	16	<b>1:33.866</b>	20.309	169	45.105	206	28.452	203	235
6	2:12.891	33.121	149	1:02.738	98	37.032	204	113	17	1:34.506	20.416	168	45.300	206	28.790	202	236
7	1:35.671	21.557	169	45.549	206	28.565	199	233	18	1:34.324	20.402	169	<b>44.989</b>	206	28.933	201	235
8	1:36.079	20.682	170	45.531	<b>207</b>	29.866	204	235	19	1:35.440	20.422	169	46.316	203	28.702	201	<b>240</b>
9	1:35.517	20.877	170	45.363	203	29.277	201	233	20	1:34.187	20.364	169	45.193	205	28.630	200	231
10	1:34.592	20.578	170	45.493	203	28.521	202	235	21	1:34.663	20.460	170	45.150	205	29.053	202	235
11	1:34.614	20.313	170	45.324	206	28.977	202	233									

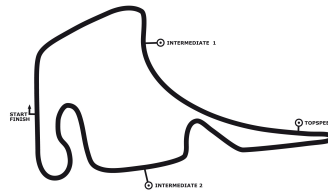
## 25 Eddie Cheever , Dallara F312 Mercedes / ITA theoretical besttime: 1:34.586

Lap	Time	S1	V1	S2	V2	S3	V3	Vmax	Lap	Time	S1	V1	S2	V2	S3	V3	Vmax
1	1:45.758	28.129	168	47.627	202	30.002	202	237	12	1:35.005	20.564	170	45.661	204	28.780	201	233
2	1:35.962	21.083	168	45.847	204	29.032	202	234	13	1:34.692	<b>20.468</b>	170	45.444	205	28.780	200	229
3	1:36.196	20.692	169	46.396	204	29.108	197	231	14	<b>1:34.681</b>	20.542	170	45.409	204	<b>28.730</b>	201	230
4	2:31.860	26.579	137	1:17.491	107	47.790	116	128	15	1:34.852	20.650	171	45.429	204	28.773	202	232
5	2:31.377	30.986	124	1:14.179	108	46.212	114	130	16	1:35.368	20.644	168	45.763	201	28.961	203	235
6	2:18.201	29.774	126	1:08.013	107	40.414	<b>203</b>	165	17	1:35.009	20.553	170	45.473	204	28.983	201	234
7	1:36.440	21.174	170	45.928	205	29.338	201	238	18	1:35.225	20.629	170	45.516	202	29.080	201	235
8	1:35.002	20.661	170	45.555	<b>206</b>	28.786	201	<b>239</b>	19	1:35.174	20.675	170	45.461	205	29.038	202	234
9	1:35.083	20.643	170	45.579	205	28.861	202	235	20	1:35.031	20.570	170	45.450	204	29.011	201	232
10	1:35.340	20.628	<b>171</b>	45.791	199	28.921	201	238	21	1:34.859	20.505	170	45.390	204	28.964	201	233
11	1:34.925	20.613	169	<b>45.388</b>	204	28.924	201	233									

## 26 Nicholas Latifi , Dallara F312 Volkswagen / CAN theoretical besttime: 1:33.904

Lap	Time	S1	V1	S2	V2	S3	V3	Vmax	Lap	Time	S1	V1	S2	V2	S3	V3	Vmax
1	1:46.564	29.457	166	47.137	203	29.970	199	235	12	1:35.608	20.593	169	46.556	202	28.459	201	229
2	1:38.751	21.694	165	47.339	197	29.718	200	235	13	1:34.400	20.407	168	45.684	203	<b>28.309</b>	199	229
3	1:34.841	20.555	169	45.625	203	28.661	201	230	14	1:34.163	20.315	168	45.446	203	28.402	200	230
4	2:33.078	26.712	114	1:17.159	97	49.207	116	136	15	<b>1:34.102</b>	<b>20.267</b>	169	45.497	204	28.338	202	230
5	2:30.296	29.733	111	1:15.002	91	45.561	120	141	16	1:34.612	20.378	169	45.396	204	28.838	200	233
6	2:16.942	30.240	165	1:07.376	108	39.326	200	164	17	1:34.494	20.433	168	<b>45.328</b>	203	28.733	200	234
7	1:36.434	21.046	169	46.099	<b>205</b>	29.289	201	235	18	1:34.969	20.511	168	45.506	203	28.952	201	<b>236</b>
8	1:38.239	20.762	<b>170</b>	47.806	194	29.671	201	212	19	1:38.191	21.224	166	47.624	197	29.343	<b>203</b>	230
9	1:34.929	20.567	169	45.693	204	28.669	200	235	20	1:35.587	21.128	167	45.950	204	28.509	201	232
10	1:35.269	20.620	169	46.030	203	28.619	200	231	21	1:34.764	20.486	169	45.476	204	28.802	202	235
11	1:34.748	20.408	168	45.871	203	28.469	201	231									





# DTM Hockenheim I

Hockenheimring GP Circuit, length 4574 m

03. - 05.05.2013

FIA Formula 3 European Championship

Lap Analysis race 3, 05.05.2013

DMSB -Reg.No.: 126/2013  
Deutscher Motor-Sport Bund e.V.

## 27 Jann Mardenborough , Dallara F312 Volkswagen / GBR theoretical besttime: 1:33.954

Lap	Time	S1	V1	S2	V2	S3	V3	Vmax	Lap	Time	S1	V1	S2	V2	S3	V3	Vmax
1	1:56.362	40.485	166	46.542	203	29.335	201	229	12	1:34.376	20.464	169	45.405	204	28.507	201	231
2	1:37.140	20.884	169	46.892	203	29.364	202	232	13	1:34.319	20.400	169	45.450	205	28.469	201	229
3	1:40.373	21.355	<b>171</b>	49.135	204	29.883	185	236	14	1:34.316	20.436	169	45.270	205	28.610	201	231
4	2:27.622	23.927	164	1:13.993	85	49.702	79	105	15	1:34.479	<b>20.264</b>	170	45.431	204	28.784	200	230
5	2:29.538	29.256	135	1:14.525	99	45.757	114	133	16	1:34.417	20.278	169	45.390	204	28.749	205	232
6	2:19.962	31.726	154	1:04.576	116			120	17	1:34.742	20.569	167	45.341	204	28.832	201	233
7	1:50.121	35.492	168	45.846	<b>205</b>	28.783	201	230	18	1:34.614	20.416	168	45.383	204	28.815	201	234
8	1:34.740	20.621	169	45.579	204	28.540	<b>205</b>	230	19	1:34.708	20.550	169	45.289	205	28.869	203	236
9	1:34.416	20.490	169	45.482	203	<b>28.444</b>	202	230	20	1:35.945	20.844	168	45.522	205	29.579	202	237
10	1:34.335	20.368	170	45.400	204	28.567	202	231	21	1:35.326	21.038	169	<b>45.246</b>	205	29.042	201	<b>239</b>
11	<b>1:34.282</b>	20.370	169	45.385	204	28.527	201	231									

## 28 Mitchell Gilbert , Dallara F312 Mercedes / AUS theoretical besttime: 1:34.108

Lap	Time	S1	V1	S2	V2	S3	V3	Vmax	Lap	Time	S1	V1	S2	V2	S3	V3	Vmax
1	1:51.549	31.611	167	48.314	197	31.624	198	231	12	1:34.556	20.439	169	45.344	203	28.773	202	233
2	1:41.053	21.845	<b>169</b>	47.435	203	31.773	201	237	13	1:36.636	20.872	165	46.547	<b>205</b>	29.217	199	228
3	1:51.197	21.857	153	59.131	203	30.209	196	231	14	1:35.378	20.697	168	45.786	204	28.895	202	236
4	2:19.567	21.937	167	1:08.002	101	49.628	86	210	15	1:34.887	20.623	169	45.724	203	28.540	201	236
5	2:29.837	30.869	127	1:13.227	86	45.741	<b>108</b>	116	16	1:34.517	20.462	166	45.559	203	28.496	201	231
6	2:13.365	32.911	144	1:03.244	98	37.210	<b>203</b>	117	17	1:34.691	20.409	167	45.637	203	28.645	200	230
7	1:37.236	21.943	168	46.231	204	29.062	203	231	18	1:34.543	20.408	167	45.444	203	28.691	200	231
8	1:36.916	20.977	167	46.900	204	29.039	203	<b>239</b>	19	1:34.359	20.320	167	45.565	204	<b>28.474</b>	201	231
9	1:35.400	20.887	169	45.689	203	28.824	202	230	20	<b>1:34.164</b>	<b>20.299</b>	167	<b>45.335</b>	204	28.530	201	232
10	1:35.544	21.105	168	45.620	204	28.819	203	235	21	1:34.399	20.312	168	45.421	204	28.666	201	231
11	1:34.868	20.587	167	45.618	203	28.663	202	239									

## 29 Roy Nissany , Dallara F312 Mercedes / ISR theoretical besttime: 1:40.452

Lap	Time	S1	V1	S2	V2	S3	V3	Vmax	Lap	Time	S1	V1	S2	V2	S3	V3	Vmax
1	1:49.782	30.053	<b>168</b>	49.037	194	<b>30.692</b>	<b>197</b>	<b>236</b>	2	<b>1:40.504</b>	<b>22.393</b>	167	<b>47.367</b>	<b>202</b>	30.744	196	230

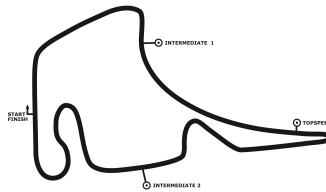
## 30 Josh Hill , Dallara F312 Mercedes / GBR theoretical besttime: 1:33.570

Lap	Time	S1	V1	S2	V2	S3	V3	Vmax	Lap	Time	S1	V1	S2	V2	S3	V3	Vmax
1	2:03.812	48.990	167	46.077	207	28.745	203	228	12	1:35.493	20.510	168	45.979	204	29.004	206	<b>243</b>
2	1:34.845	20.786	169	45.566	202	28.493	203	230	13	1:35.386	20.535	169	45.929	202	28.922	200	243
3	1:36.036	20.444	169	45.871	206	29.721	197	231	14	1:34.276	20.630	168	45.195	204	28.451	204	232
4	2:27.283	23.830	169	1:13.796	87	49.657	84	103	15	1:34.006	20.424	169	45.214	206	28.368	204	228
5	2:29.827	29.210	130	1:14.482	109	46.135	104	130	16	1:34.134	20.471	170	45.210	207	28.453	202	232
6	2:13.729	31.445	156	1:04.349	115	37.935	<b>207</b>	134	17	1:33.999	20.354	168	<b>45.048</b>	206	28.597	205	230
7	1:34.880	20.633	169	45.343	205	28.904	205	238	18	1:34.239	20.389	167	45.146	205	28.704	201	239
8	1:36.188	20.774	169	45.857	208	29.557	204	237	19	1:36.188	20.902	167	45.963	202	29.323	204	233
9	1:36.926	21.096	156	46.755	196	29.075	205	238	20	1:34.365	20.541	169	45.345	206	28.479	203	241
10	1:33.938	20.545	<b>170</b>	45.117	206	<b>28.276</b>	206	241	21	<b>1:33.706</b>	<b>20.246</b>	170	45.052	<b>209</b>	28.408	205	234
11	1:35.078	20.295	170	46.099	204	28.684	207	232									

## 31 Edward Jones , Dallara F312 Mercedes G / ARE theoretical besttime: 1:35.025

Lap	Time	S1	V1	S2	V2	S3	V3	Vmax	Lap	Time	S1	V1	S2	V2	S3	V3	Vmax
1	1:52.100	32.049	167	48.139	198	31.912	199	232	12	1:35.692	20.722	168	45.895	205	29.075	201	230
2	1:39.746	21.499	<b>170</b>	46.974	203	31.273	197	<b>238</b>	13	1:35.476	20.724	164	45.549	204	29.203	198	232
3	1:40.837	22.047	169	47.981	202	30.809	178	233	14	1:36.212	21.017	165	45.814	204	29.381	200	230
4	2:28.119	23.418	164	1:14.892	95	49.809	83	116	15	<b>1:35.327</b>	<b>20.766</b>	167	45.464	204	29.097	202	231
5	2:29.492	28.821	141	1:14.619	113	46.052	113	113	16	1:35.471	<b>20.646</b>	166	45.770	204	29.055	201	235
6	2:14.259	31.347	166	1:04.879	131	38.033	198	132	17	1:36.287	20.936	165	45.718	203	29.633	201	230
7	1:36.879	21.132	166	46.400	203	29.347	199	230	18	1:35.952	20.982	167	45.640	205	29.330	201	235
8	1:37.473	20.792	166	46.786	<b>205</b>	29.895	202	231	19	1:35.613	20.825	164	45.559	204	29.229	<b>203</b>	235
9	1:36.494	20.968	168	<b>45.457</b>	204	30.069	201	238	20	1:35.631	20.810	167	45.812	203	29.009	199	236
10	1:35.755	21.163	167	45.670	204	<b>28.922</b>	200	231	21	1:35.384	20.732	167	45.610	205	29.042	200	230





# DTM Hockenheim I

Hockenheimring GP Circuit, length 4574 m

03. - 05.05.2013

FIA Formula 3 European Championship

Lap Analysis race 3, 05.05.2013

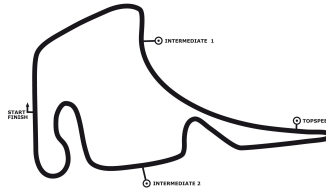
**DMSB** -Reg.No.: 126/2013  
Deutscher Motor Sport Bund e.V.

Lap	Time	S1	V1	S2	V2	S3	V3	Vmax	Lap	Time	S1	V1	S2	V2	S3	V3	Vmax
11	1:36.108	20.665	167	46.298	203	29.145	201	233									

**32 Sean Gelael , Dallara F312 Mercedes T / IDN**

**theoretical besttime: 1:39.787**

Lap	Time	S1	V1	S2	V2	S3	V3	Vmax	Lap	Time	S1	V1	S2	V2	S3	V3	Vmax
1	1:52.481	32.296	160	48.286	197	31.899	<b>199</b>	<b>237</b>	2	<b>1:39.787</b>	<b>21.669</b>	<b>169</b>	<b>46.969</b>	<b>199</b>	<b>31.149</b>	199	237



# DTM Hockenheim I

Hockenheimring GP Circuit, length 4574 m

03. - 05.05.2013

FIA Formula 3 European Championship

Lap Analysis race 3, 05.05.2013

**DMSB** -Reg.No.: 126/2013  
Deutscher Motor-Sport Bund e.V.

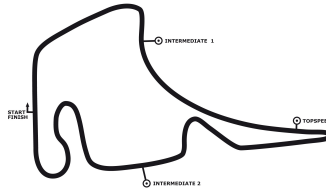
**51 Daniil Kvyat , Dallara F312 Volkswagen G / RUS**

**theoretical besttime: 1:33.616**

Lap	Time	S1	V1	S2	V2	S3	V3	Vmax	Lap	Time	S1	V1	S2	V2	S3	V3	Vmax
1	1:43.635	27.440	166	46.941	203	29.254	201	227	12	1:33.943	<b>20.172</b>	169	45.350	204	28.421	203	232
2	1:35.160	20.785	168	45.643	204	28.732	202	228	13	1:34.011	20.244	168	45.277	205	28.490	201	233
3	1:34.374	20.466	168	45.412	204	28.496	203	229	14	1:34.545	20.604	169	45.383	205	28.558	202	231
4	2:32.655	27.280	124	1:17.197	118	48.178	145	128	15	1:34.284	20.405	169	45.305	205	28.574	202	231
5	2:30.410	31.857	136	1:12.909	118	45.644	125	124	16	1:34.066	20.353	170	<b>45.124</b>	204	28.589	203	233
6	2:21.190	31.022	117	1:08.040	129	42.128	199	146	17	1:34.604	20.667	167	45.313	204	28.624	203	233
7	1:36.024	21.426	167	46.081	203	28.517	203	229	18	1:34.747	20.692	168	45.408	205	28.647	202	233
8	1:34.017	20.304	169	45.305	204	28.408	201	231	19	1:34.225	20.580	170	45.171	204	28.474	<b>204</b>	233
9	<b>1:33.776</b>	20.212	169	45.202	204	28.362	202	231	20	1:34.663	20.606	169	45.403	205	28.654	202	233
10	1:34.313	20.230	169	45.171	<b>205</b>	28.912	203	232	21	1:34.461	20.578	170	45.186	205	28.697	202	233
11	1:34.691	20.865	<b>170</b>	45.506	203	<b>28.320</b>	203	<b>240</b>									

## Lapchart: FIA Formula 3 European Championship race

POS	1	2	3	4	5	6	7	8	9	10	11	12	13	14	15	16	17	18	19	20	21	22	23	24	25	26	27	28	29	30
LAP 1	6	11	4	51	2	1	20	25	7	26	14	3	12	24	9	18	19	8	29	17	5	15	10	28	31	32	16	27	30	
LAP 2	6	11	4	51	2	1	20	25	7	14	3	26	12	9	18	19	17	8	29	15	10	5	31	32	28	16	27	24.	30	
LAP 3	6	11	4	51	2	1	20	7	25	14	3	26	12	9	18	19	17	5	10	31	27	30	16	28	24					
LAP 4	6	11	4	51	2	1	20	7	25	14	3	26	12	9	18	19	17	5	10	31	27	30	16	28	24					
LAP 5	6	11	4	51	2	1	20	7	25	14	3	26	12	9	18	19	17	5	10	31	27	30	16	28	24					
LAP 6	6	11	4	51	2	1	20	7	25	14	3	26	12	9	18	19	17	5	10	31	30	16	28	24	27.					
LAP 7	6	4	11	51	2	1	7	20	25	14	3	26	12	9	18	17	19	5	10	30	31	24	16	28	27					
LAP 8	6	4	11	51	2	1	7	20	25	12	9	26	18	17	5	30	10	19	24	31	16	28	14	27	3.					
LAP 9	6	4	11	51	1	2	7	20	25	12	9	26	18	5	10	30	24	17	31	19	28	16	14	27	3.					
LAP 10	6	11	4	51	1	2	7	20	25	12	9	26	18	5	30	24	10	31	28	19	14	16	17.	27	3					
LAP 11	6	11	51	4	1	2	7	20	25	12	9	26	18	5	30	24	10	28	31	14	19	16	27	17	3					
LAP 12	6	11	51	4	1	2	7	20	25	12	9	26	18	5	24	30	10	28	14	31	19	16	27	17	3					
LAP 13	6	11	51	1	4	2	7	20	25	12	9	26	18	24	30	5	14	10	28	31	19	16	27	17	3					
LAP 14	6	11	51	1	4	2	7	20	25	12	9	26	18	24	30	5	14	10	28	19	31	16	27	17	3					
LAP 15	6	11	51	1	4	2	7	20	25	12	9	26	18	24	30	5	14	28	10	19	31	16	27	17	3					
LAP 16	6	11	51	1	4	2	7	20	25	12	9	26	18	24	30	5	14	28	10	19	31	16	27	17	3					
LAP 17	6	11	51	1	4	2	7	20	25	12	9	26	18	24	30	5	14	28	19	10	31	16	27	17	3					
LAP 18	6	11	51	1	4	2	7	20	25	12	9	26	18	24	30	5	14	28	19	10	31	16	27	17	3					
LAP 19	6	11	51	1	4	2	7	20	25	12	9	24	18	30	26	5	14	28	19	10	31	16	27	17	3					
LAP 20	6	11	51	1	4	2	7	20	25	12	9	24	30	18	26	5	14	28	19	31	10	16	27	17	3					
LAP 21	6	11	51	1	4	2	7	20	25	12	9	24	30	18	26	5	14	28	19	31	10	27	16	17						



# DTM Hockenheim I

Hockenheimring GP Circuit, length 4574 m

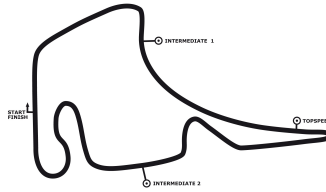
03. - 05.05.2013

FIA Formula 3 European Championship

**DMSB** -Reg.No.: 126/2013  
Deutscher Motor-Sport Bund e.V.

## Best Sector Times race 3

Pos.	sector 1			sector 2			sector 3			theoretical and best lap time				
	No	Driver	Time	No	Driver	Time	No	Driver	Time	No	Driver	theoretical	Best	Pos
1	3	Tincknell H.	19.992	4	King J.	44.978	6	Rosenqvist F.	28.038	4	King J.	1:33.436	1:33.690	
2	4	King J.	20.139	24	Auer L.	44.989	7	Müller S.	28.238	2	Lynn A.	1:33.534	1:33.820	
3	2	Lynn A.	20.145	30	Hill J.	45.048	30	Hill J.	28.276	3	Tincknell H.	1:33.544	1:33.729	
4	1	Marciello R.	20.151	2	Lynn A.	45.062	11	Serralles F.	28.284	30	Hill J.	1:33.570	1:33.706	
5	51	Kvyat D.	20.172	19	Grenhagen M.	45.064	3	Tincknell H.	28.296	51	Kvyat D.	1:33.616	1:33.776	
6	18	van de Laar D.	20.220	51	Kvyat D.	45.124	14	Buller W.	28.309	1	Marciello R.	1:33.636	1:33.801	
7	6	Rosenqvist F.	20.232	7	Müller S.	45.149	26	Latifi N.	28.309	24	Auer L.	1:33.670	1:33.866	
8	30	Hill J.	20.246	1	Marciello R.	45.163	4	King J.	28.319	6	Rosenqvist F.	1:33.686	1:33.886	
9	27	Mardenborough J.	20.264	9	Wolf L.	45.183	51	Kvyat D.	28.320	7	Müller S.	1:33.720	1:33.890	
10	26	Latifi N.	20.267	11	Serralles F.	45.185	1	Marciello R.	28.322	11	Serralles F.	1:33.763	1:33.942	
11	17	Giovinazzi A.	20.270	14	Buller W.	45.196	2	Lynn A.	28.327	14	Buller W.	1:33.847	1:33.953	
12	24	Auer L.	20.284	18	van de Laar D.	45.207	5	Lewis M.	28.397	26	Latifi N.	1:33.904	1:34.102	
13	11	Serralles F.	20.294	27	Mardenborough J.	45.246	24	Auer L.	28.397	27	Mardenborough J.	1:33.954	1:34.282	
14	28	Gilbert M.	20.299	3	Tincknell H.	45.256	27	Mardenborough J.	28.444	18	van de Laar D.	1:33.963	1:34.282	
15	7	Müller S.	20.333	12	Derani L.	45.292	28	Gilbert M.	28.474	28	Gilbert M.	1:34.108	1:34.164	
16	5	Lewis M.	20.337	26	Latifi N.	45.328	17	Giovinazzi A.	28.489	17	Giovinazzi A.	1:34.127	1:34.127	
17	14	Buller W.	20.342	28	Gilbert M.	45.335	18	van de Laar D.	28.536	9	Wolf L.	1:34.249	1:34.401	
18	12	Derani L.	20.349	17	Giovinazzi A.	45.368	9	Wolf L.	28.586	19	Grenhagen M.	1:34.269	1:34.616	
19	20	Blomqvist T.	20.459	25	Cheever E.	45.388	20	Blomqvist T.	28.635	12	Derani L.	1:34.286	1:34.430	
20	25	Cheever E.	20.468	6	Rosenqvist F.	45.416	12	Derani L.	28.645	5	Lewis M.	1:34.325	1:34.579	
21	9	Wolf L.	20.480	20	Blomqvist T.	45.447	19	Grenhagen M.	28.721	20	Blomqvist T.	1:34.541	1:34.707	
22	19	Grenhagen M.	20.484	31	Jones E.	45.457	25	Cheever E.	28.730	25	Cheever E.	1:34.586	1:34.681	
23	10	Zeller S.	20.598	10	Zeller S.	45.521	16	Calderón T.	28.864	16	Calderón T.	1:35.007	1:35.135	
24	16	Calderón T.	20.615	16	Calderón T.	45.528	31	Jones E.	28.922	31	Jones E.	1:35.025	1:35.327	
25	31	Jones E.	20.646	5	Lewis M.	45.591	10	Zeller S.	28.996	10	Zeller S.	1:35.115	1:35.352	
26	32	Gelael S.	21.669	8	Rudersdorf A.	46.741	29	Nissany R.	30.692	32	Gelael S.	1:39.787	1:39.787	
27	15	Goddard R.	22.047	32	Gelael S.	46.969	15	Goddard R.	30.750	15	Goddard R.	1:40.079	1:40.079	
28	29	Nissany R.	22.393	15	Goddard R.	47.282	8	Rudersdorf A.	30.774	8	Rudersdorf A.	1:40.399	1:40.762	
29	8	Rudersdorf A.	22.884	29	Nissany R.	47.367	32	Gelael S.	31.149	29	Nissany R.	1:40.452	1:40.504	



## DTM Hockenheim I

Hockenheimring GP Circuit, length 4574 m

03. - 05.05.2013

FIA Formula 3 European Championship

Topspeed race 3, 05.05.2013

**DMSB** -Reg.No.: 126/2013  
Deutscher Motor Sport Bund e.V.

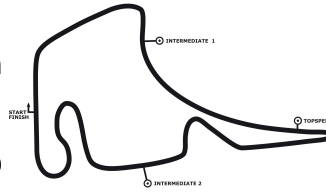
Car No.	Driver	Make	Speed km/h
14	William Buller	Dallara F312 ThreeBond Nissan	243
30	Josh Hill	Dallara F312 Mercedes	243
18	Dennis van de Laar	Dallara F312 Volkswagen	243
12	Luis Felipe Derani	Dallara F312 Mercedes	242
8	André Rudersdorf	Dallara F312 Volkswagen	242
5	Michael Lewis	Dallara F312 Mercedes	241
7	Sven Müller	Dallara F312 Volkswagen	241
10	Sandro Zeller	Dallara F312 Mercedes	241
9	Lucas Wolf	Dallara F312 Mercedes	240
19	Måns Grenhagen	Dallara F312 Volkswagen	240
51	Daniil Kvyat	Dallara F312 Volkswagen	240
17	Antonio Giovinazzi	Dallara F312 Mercedes	240
24	Lucas Auer	Dallara F312 Mercedes	240
25	Eddie Cheever	Dallara F312 Mercedes	239
28	Mitchell Gilbert	Dallara F312 Mercedes	239
27	Jann Mardenborough	Dallara F312 Volkswagen	239
4	Jordan King	Dallara F312 Volkswagen	238
31	Edward Jones	Dallara F312 Mercedes	238
16	Tatiana Calderón	Dallara F313 Mercedes	238
20	Tom Blomqvist	Dallara F312 Mercedes	238
1	Raffaele Marciello	Dallara F312 Mercedes	237
2	Alex Lynn	Dallara F312 Mercedes	237
32	Sean Gelael	Dallara F312 Mercedes	237
3	Harry Tincknell	Dallara F312 Volkswagen	236
29	Roy Nissany	Dallara F312 Mercedes	236
11	Felix Serralles	Dallara F312 Mercedes	236
26	Nicholas Latifi	Dallara F312 Volkswagen	236
15	Richard Goddard	Dallara F312 ThreeBond Nissan	233
6	Felix Rosenqvist	Dallara F312 Mercedes	228

# DTM Hockenheim I

Hockenheimring GP Circuit, length 4574 m

03. - 05.05.2013

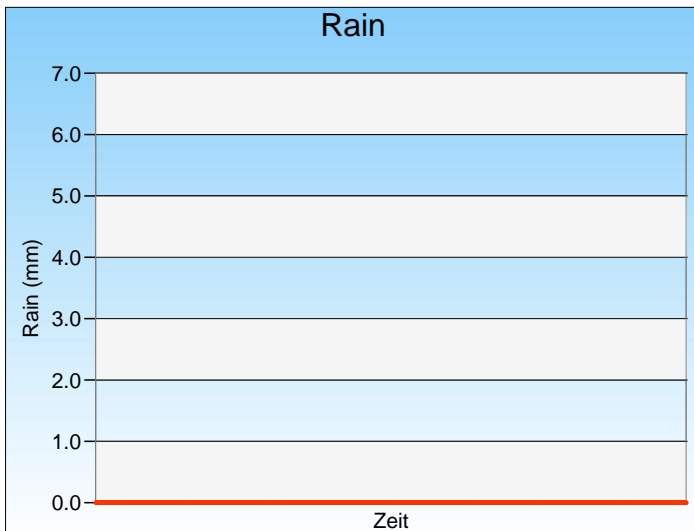
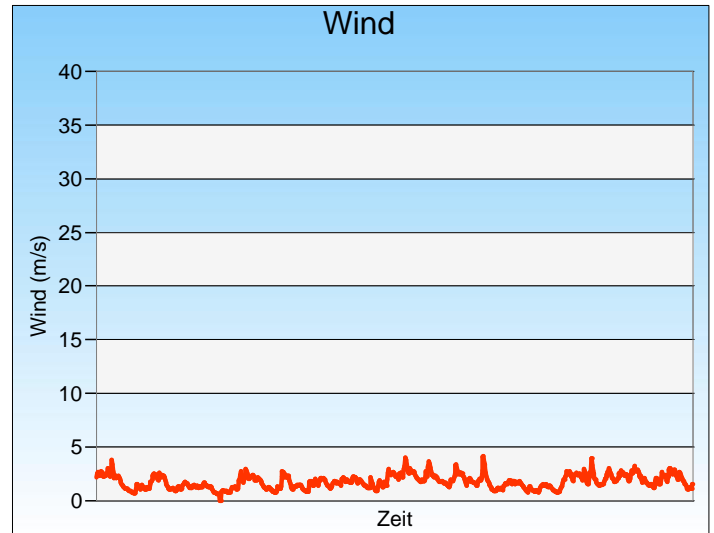
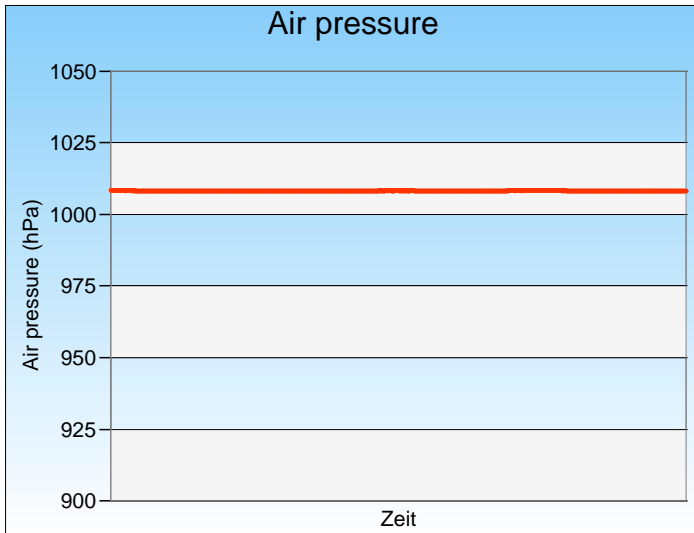
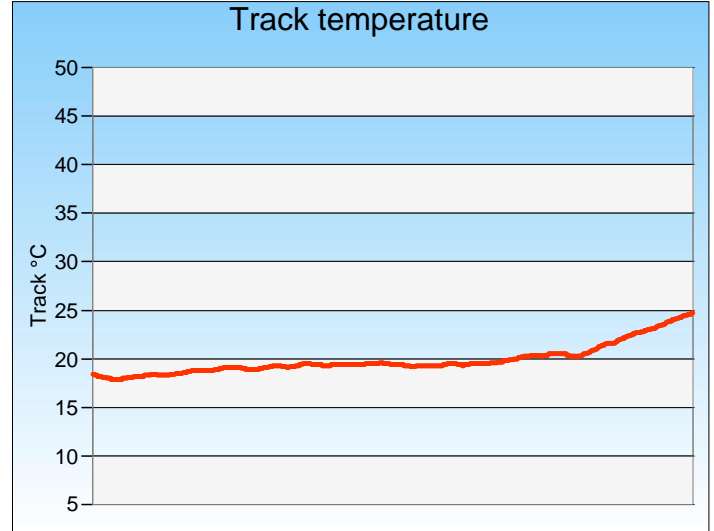
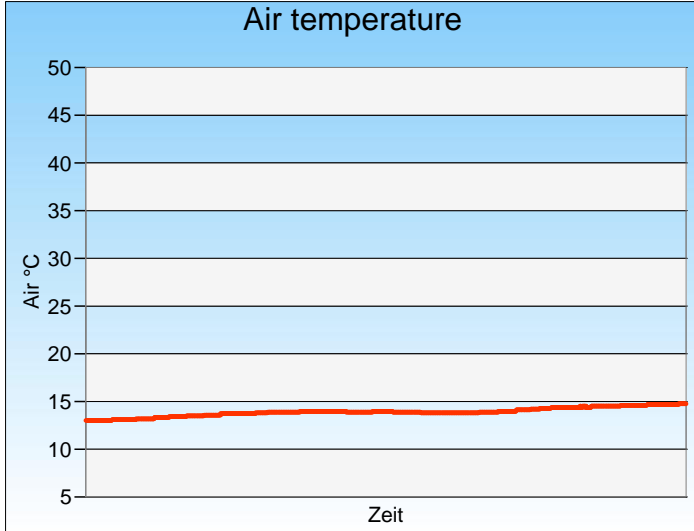
FIA Formula 3 European Championship



## Weather race 3

DMSB -Reg.No.: 126/2013  
Deutscher Motor Sport Bund e.V.

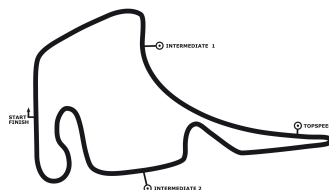
05.05.2013, 11:00:00 - 11:35:00



Weather:

sunny/cloudy





# DTM Hockenheim I

Hockenheimring GP Circuit, length 4574 m

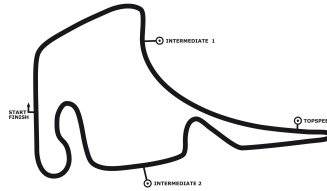
03. - 05.05.2013

FIA Formula 3 European Championship

## Championship 2013

POS	NAME / NATION	SUM	Monza (I) 1	Monza (I) 2	Monza (I) 3	Silverstone (GB) 1	Silverstone (GB) 2	Silverstone (GB) 3	Hockenheim I 1	Hockenheim I 2	Hockenheim I 3	Brands Hatch (GB) 1	Brands Hatch (GB) 2	Brands Hatch (GB) 3	Red Bull Ring (AT) 1	Red Bull Ring (AT) 2	Red Bull Ring (AT) 3	Norising 1	Norising 2	Norising 3	Nürburgring 1	Nürburgring 2	Nürburgring 3	Zandvoort (NL) 1	Zandvoort (NL) 2	Zandvoort (NL) 3	Hockenheim II 1	Hockenheim II 2	Hockenheim II 3	Paul Ricard (F) 1	Paul Ricard (F) 2	Paul Ricard (F) 3	
1	Raffaele Marciello / ITA	171.5	25	18	12.5	8	18	25	25	25	15																						
2	Felix Rosenqvist / SWE	100		12		15	25	18	4	1	25																						
3	Alex Lynn / GBR	76.5	4	8	7.5	18	8	15		6	10																						
4	Felix Serralles / USA	76	8	6		4		12	18	10	18																						
5	Lucas Auer / AUT	75	18		6	12	15	6	6	12																							
6	Harry Tincknell / GBR	73	10	10	4	25	12	2	10																								
7	Tom Blomqvist / GBR	62.5		15	0.5	1	10		15	15	6																						
8	Pascal Wehrlein / DEU	49	15	25	9	-	-	-	-	-	-																						
9	Josh Hill / GBR	36		4		6		8	18																								
10	William Buller / GBR	35	12		3	6	2	10	2																								
11	Jordan King / GBR	30	6		1			8	1	2	12																						
12	Sven Müller / DEU	26		2					12	4	8																						
13	Luis Felipe Derani / BRA	13			5	2	4				2																						
14	Nicholas Latifi / CAN	11				10		1																									
15	Dennis van de Laar / NLD	11	2	1						8																							
16	Eddie Cheever / ITA	8	1		2		1				4																						
17	Jann Mardenborough / GBR	4						4																									
18	Lucas Wolf / DEU	1									1																						





# DTM Hockenheim I

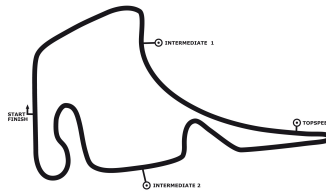
Hockenheimring GP Circuit, length 4574 m

03. - 05.05.2013

FIA Formula 3 European Championship

## BEST TEAM 2013

RG	TEAM	SUM	Monza (I) 1	Monza (I) 2	Monza (I) 3	Silverstone (GB) 1	Silverstone (GB) 2	Silverstone (GB) 3	Hockenheim I 1	Hockenheim I 2	Hockenheim I 3	Brands Hatch (GB) 1	Brands Hatch (GB) 2	Brands Hatch (GB) 3	Red Bull Ring (AT) 1	Red Bull Ring (AT) 2	Red Bull Ring (AT) 3	Norising 1	Norising 2	Norising 3	Nürburgring 1	Nürburgring 2	Nürburgring 3	Zandvoort (NL) 1	Zandvoort (NL) 2	Zandvoort (NL) 3	Hockenheim II 1	Hockenheim II 2	Hockenheim II 3	Paul Ricard (F) 1	Paul Ricard (F) 2	Paul Ricard (F) 3	
1	Prema Powerteam	260	31	26	20	30	28	40	25	35	25																						
2	kfzteile24 Mücke Motorsport	164	18	37	10	15	29	18	8	4	25																						
3	Carlin	127	20	10	8	27	15	14	14	7	12																						
4	Fortec Motorsports	113	12	6	6	14	8	12	18	15	22																						
5	Eurointernational	72		15	2	4	12		15	18	6																						
6	ThreeBond with T-Sport	53	15		4	10	6	10	6	2																							
7	ma-con	34	1	4		1			12	8	8																						
8	Van Amersfoort Racing	24	4	2			2	2	1	12	1																						
9	Double R Racing	7.5		1	0.5			4	2																								
10	URD Rennsport	3					1				2																						
11	Romeo Ferraris	1						1																									



# DTM Hockenheim I

Hockenheimring GP Circuit, length 4574 m

03. - 05.05.2013

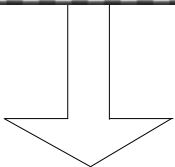
FIA Formula 3 European Championship

Starting grid race 3 **A M E N D E D**

**DMSB** -Reg.No.: 126/2013  
Deutscher Motor Sport Bund e.V.

<b>31 Edward Jones</b> Dallara F312 Mercedes	
<b>32 Sean Gelael</b> Dallara F312 Mercedes	1:35.276
<b>17 Antonio Giovinazzi</b> Dallara F312 Mercedes	1:34.487
<b>18 Dennis van de Laar</b> Dallara F312 Volkswagen	1:34.905
<b>9 Lucas Wolf</b> Dallara F312 Mercedes	1:34.792
<b>12 Luis Felipe Derani</b> Dallara F312 Mercedes	1:34.406
<b>27 Jann Mardenborough</b> Dallara F312 Volkswagen	1:34.172
<b>19 Måns Grenhagen</b> Dallara F312 Volkswagen	1:33.983
<b>3 Harry Tincknell</b> Dallara F312 Volkswagen	1:33.772
<b>1 Raffaele Marciello</b> Dallara F312 Mercedes	1:33.718
<b>30 Josh Hill</b> Dallara F312 Mercedes	1:33.623
<b>2 Alex Lynn</b> Dallara F312 Mercedes	1:33.583
<b>6 Felix Rosenqvist</b> Dallara F312 Mercedes	1:33.536
<b>4 Jordan King</b> Dallara F312 Volkswagen	1:33.418

<b>15</b>	<b>28 Mitchell Gilbert</b> Dallara F312 Mercedes	
<b>14</b>	<b>16 Tatiana Calderón</b> Dallara F313 Mercedes	1:36.133
<b>13</b>	<b>15 Richard Goddard</b> Dallara F312 ThreeBond Nissa	1:35.024
<b>12</b>	<b>10 Sandro Zeller</b> Dallara F312 Mercedes	1:34.934
<b>11</b>	<b>8 André Rudersdorf</b> Dallara F312 Volkswagen	1:34.904
<b>10</b>	<b>5 Michael Lewis</b> Dallara F312 Mercedes	1:34.719
<b>9</b>	<b>29 Roy Nissany</b> Dallara F312 Mercedes	1:34.387
<b>8</b>	<b>26 Nicholas Latifi</b> Dallara F312 Volkswagen	1:34.077
<b>7</b>	<b>14 William Buller</b> Dallara F312 ThreeBond Nissa	1:33.854
<b>6</b>	<b>7 Sven Müller</b> Dallara F312 Volkswagen	1:33.737
<b>5</b>	<b>20 Tom Blomqvist</b> Dallara F312 Mercedes	1:33.641
<b>4</b>	<b>25 Eddie Cheever</b> Dallara F312 Mercedes	1:33.595
<b>3</b>	<b>11 Felix Serralles</b> Dallara F312 Mercedes	1:33.574
<b>2</b>	<b>24 Lucas Auer</b> Dallara F312 Mercedes	1:33.486
<b>1</b>	<b>51 Daniil Kvyat</b> Dallara F312 Volkswagen	1:33.367



subject to final scrutineering!

**CAR # 17 - DROP OF 5 POSITIONS IN THE GRID**