



JOHNNIE
WALKER 

#JOINTHEPACT
NEVER DRINK+DRIVE

FORMULA 1 JOHNNIE WALKER BELGIAN GRAND PRIX

SPA-FRANCORCHAMPS
24-26 AUGUST



FIA Formula 1
World Championship™



2018

OFFICIAL MEDIA KIT



Summary

Welcome in Spa-Francorchamp.....	2
FIA - Belgian GP: Map	3
Timetable	4 - 5
Track Story	6 - 7 - 8
Useful information	9 - 10
Media centre operation	11
Photographer's area operation	12
Press conference	13
Race Track Modification	14
Responsibilities Race Track	15
Track information map	16
Track map	17
Paddock map	18
Belgian Grand Prix 2017 briefly	19
Belgian Grand Prix 2017 Starting Grid	20
Belgian Grand Prix 2017 Race Classification	21
Belgian GP: story	22 - 23
World championships 2017.....	24
Season 2018: changements	25
Entry List	26
Calendar	27
Teams information	28 - 32
Media contacts	33 - 34
Results of each GP	35 - 46
World championship drivers.....	47
World championship constructors	48



Welcome to Spa - Francorchamps

The Spa Francorchamps race track is delighted to welcome all journalists and photographers of the international press for the 2018 Belgian Grand Prix.

We hope that the Belgian race of the Formula 1 championship will add to the excitement we are experiencing this year in the battle for the world championship titles.

In order to offer you the best possible working conditions during this 12th meeting of the racing season, the following services and equipment have been put at your disposal:

Your facilities:

Journalists' room

- 350 seats.
- public telephones are located in a separate booth.
- Private telephones on request.
- Wifi system with cable connection

ADSL, ISDN and TSTN as well as data uplinks are available.

- Internet workstations.
- 349 lockers.

Please obtain a key from the Media Centre staff at the reception desk. (A deposit of 20€ per key is required).

Photographers' Area

The Photographers' Area comprises the following facilities:

- Photographers' room inside the Media Centre with 150 seats.
- Wifi system with cable connection
- ADSL, ISDN and TSTN as well as data uplinks are available.
- 150 lockers.

Please obtain a key from the receptionist in the Photographers' room. (A deposit of 20€ per key is required).

Television / radio

34 booths operational air-conditioned.



Formula 1 2018 Johnnie Walker Belgian Grand Prix

Spa-Francorchamps 24-26 August

ROUND 13	BELGIAN GRAND PRIX	START TIME	15:10 Local - 13:10 GMT
RACE DATE:	26 AUG 2018	CIRCUIT LENGTH:	7.004KM
CIRCUIT NAME:	CIRCUIT DE SPA-FRANCORCHAMPS	RACE DISTANCE:	308.052KM
NUMBER OF LAPS:	44	LAP RECORD:	1:46.577 - S Vettel [2017]

KEY

Speed Kmh

Braking 135 4 Gear

Sector Time T3 28.3 Lap Time 1:42.5

● Sector 1 ● Sector 2 ● Sector 3
 Circuit Start Finish
 DRS Detection DRS Activation Run-off Areas
 FIA Medical & Safety Cars Marshal Posts Light Panels



Note: Lap & Sector times, Speeds & Gears are based upon 2017 Qualifying data



**Formula 1
2018 Johnnie Walker
Belgian Grand Prix**

Spa-Francorchamps 24-26 August

TM

WEDNESDAY

17:00	PROMOTER ACTIVITY	OLD PRESS ROOM	SECURITY BRIEFING
-------	-------------------	----------------	-------------------

THURSDAY

06:36		SUNRISE		
11:00	17:00	FIA	FIA GARAGE	INITIAL SCRUTINEERING
13:00	15:00	FORMULA 1	TRACK	TRACK CLOSED FIA/F1 SYSTEMS CHECKS.
13:45	14:00	FIA	TRACK	TRACK INSPECTION, TRACK COMPLETELY CLEAR
14:00	15:00	FIA	TRACK	HIGH SPEED TRACK TEST - FIA SAFETY AND MEDICAL CARS
15:00	16:00	FORMULA 1	PRESS CONF. ROOM	PRESS CONFERENCE
15:30	16:30	FORMULA 1	TRACK	F1 SYSTEMS CHECK (HIGH SPEED)
16:00	18:00	PROMOTER ACTIVITY	PIT LANE	PUBLIC PIT LANE WALK FOR 3 DAY TICKET HOLDERS ONLY
16:30	17:00	FIA FORMULA 2	DRIVERS' BRIEFING ROOM	TEAM MANAGERS' & DRIVERS' MEETING
17:00	18:00	FORMULA 1	DRIVERS' BRIEFING ROOM	TEAM MANAGERS' MEETING
18:00	18:30	GP3 SERIES	DRIVERS' BRIEFING ROOM	TEAM MANAGERS' AND DRIVERS' MEETING
18:00	18:30	FORMULA 1	PIT LANE	F1 EXPERIENCE - PIT LANE WALK (F1 EXPERIENCE GUESTS ONLY)
18:30	19:30	FORMULA 1	TRACK	F1 EXPERIENCE - TRUCK TOUR (F1 EXPERIENCE GUESTS ONLY)
20:40		SUNSET		

FRIDAY

06:38		SUNRISE		
09:00		NOISE RESTRICTION ENDS		
08:00	09:00	PADDOCK CLUB	PIT LANE	PADDOCK CLUB PIT LANE WALK
08:50	09:00	FIA	TRACK	MEDICAL INSPECTION
09:00	09:15	FIA	TRACK	TRACK INSPECTION AND SAFETY CAR TEST
09:30	10:15 ^a	GP3 SERIES	TRACK	PRACTICE SESSION
10:30	10:40	FIA	TRACK	TRACK INSPECTION
11:00	12:30 ^a	FORMULA 1	TRACK	FIRST PRACTICE SESSION
12:55	13:40 ^a	FIA FORMULA 2	TRACK	PRACTICE SESSION
13:00	14:00	FORMULA 1	PRESS CONF. ROOM	PRESS CONFERENCE
13:45	14:15	PADDOCK CLUB	TRACK	PADDOCK CLUB TRUCK TOUR
13:45	14:45	PADDOCK CLUB	PIT LANE	PADDOCK CLUB PIT LANE WALK
14:00	14:30	PORSCHE MOBIL 1 SUPERCUP	DRIVERS' BRIEFING ROOM	DRIVERS' MEETING
14:30	14:40	FIA	TRACK	TRACK INSPECTION
15:00	16:30 ^a	FORMULA 1	TRACK	SECOND PRACTICE SESSION
16:55	17:25	FIA FORMULA 2	TRACK	QUALIFYING SESSION
17:50	18:20	GP3 SERIES	TRACK	QUALIFYING SESSION
18:00	19:00	FORMULA 1	DRIVERS' BRIEFING ROOM	DRIVERS' MEETING
18:45	19:30 ^a	PORSCHE MOBIL 1 SUPERCUP	TRACK	PRACTICE SESSION
19:00	19:30	FIA FORMULA 2	PRESS CONF. ROOM	PRESS CONFERENCE
19:30	20:00	PADDOCK CLUB	TRACK	PADDOCK CLUB TRUCK TOUR
19:45	20:30	PROMOTER ACTIVITY	PIT LANE	MARSHAL PIT LANE WALK
20:38		SUNSET		
22:00		NOISE RESTRICTION STARTS		



**Formula 1
2018 Johnnie Walker
Belgian Grand Prix**

Spa-Francorchamps 24-26 August

TM

SATURDAY

06:39		SUNRISE		
09:00		NOISE RESTRICTION ENDS		
08:00	08:30	PADDOCK CLUB	TRACK	PADDOCK CLUB TRUCK TOUR
08:00	08:30	PADDOCK CLUB	PIT LANE	PADDOCK CLUB PIT LANE WALK
08:30	08:40	FIA	TRACK	MEDICAL INSPECTION
08:40	08:55	FIA	TRACK	TRACK INSPECTION AND SAFETY CAR TEST
09:20	09:25	GP3 SERIES	PIT LANE	PIT LANE OPEN
09:35*	10:20 ²	GP3 SERIES	TRACK	FIRST RACE (17 LAPS OR 40 MINS)
10:45	11:15	PORSCHE MOBIL 1 SUPERCUP	TRACK	QUALIFYING SESSION
11:30	11:40	FIA	TRACK	TRACK INSPECTION
12:00	13:00 ³	FORMULA 1	TRACK	THIRD PRACTICE SESSION
13:10	13:40	FIA FORMULA 2	TRACK	DRIVERS' PARADE
13:10	13:40	PADDOCK CLUB	TRACK	PADDOCK CLUB TRUCK TOUR
13:15	14:15	PADDOCK CLUB	PIT LANE	PADDOCK CLUB PIT LANE WALK
14:30	14:40	FIA	TRACK	TRACK INSPECTION
15:00	16:00	FORMULA 1	TRACK	QUALIFYING SESSION
16:30	16:35	FIA FORMULA 2	PIT LANE	PIT LANE OPEN
16:45*	17:50 ²	FIA FORMULA 2	TRACK	FIRST RACE (25 LAPS OR 60 MINS)
18:00	18:20	FORMULA 1	TRACK	JOHNNIE WALKER LAPS
18:00	19:00	FORMULA 1	FAN ZONE	FAN FORUM
18:05	18:35	FIA FORMULA 2	PRESS CONF. ROOM	PRESS CONFERENCE
18:30	19:00	PADDOCK CLUB	TRACK	PADDOCK CLUB TRUCK TOUR
20:36		SUNSET		
22:00		NOISE RESTRICTION STARTS		

SUNDAY

06:41		SUNRISE		
09:00		NOISE RESTRICTION ENDS		
08:30	08:40	FIA	TRACK	MEDICAL INSPECTION
08:40	08:55	FIA	TRACK	TRACK INSPECTION AND TRACK TEST
09:20	09:25	GP3 SERIES	PIT LANE	PIT LANE OPEN
09:35*	10:10 ²	GP3 SERIES	TRACK	SECOND RACE (13 LAPS OR 30 MINS)
10:35	10:40	FIA FORMULA 2	PIT LANE	PIT LANE OPEN
10:50*	11:40 ²	FIA FORMULA 2	TRACK	SECOND RACE (18 LAPS OR 45 MINS)
11:55	12:25	FIA FORMULA 2	PRESS CONF. ROOM	PRESS CONFERENCE
12:05*	12:40 ²	PORSCHE MOBIL 1 SUPERCUP	TRACK	RACE [... LAPS OR 30 MINS]
13:00	13:10	PROMOTER ACTIVITY	TRACK	JACKY ICKX LAPS
13:15	14:00	PADDOCK CLUB	PIT LANE	PADDOCK CLUB PIT LANE WALK
13:25	13:55	PADDOCK CLUB	PIT LANE	PADDOCK CLUB TRUCK TOUR
13:30	14:00	FORMULA 1	TRACK	DRIVERS' TRACK PARADE
14:00	14:15	PROMOTER ACTIVITY	TRACK	STARTING GRID PRESENTATION
14:00	14:10	FIA	TRACK	MEDICAL INSPECTION
14:10	14:20	FIA	TRACK	TRACK INSPECTION
14:30	14:40	FORMULA 1	PIT LANE	PIT LANE OPEN
14:54	14:56	FORMULA 1	TRACK	NATIONAL ANTHEM
14:57	14:59	PROMOTER ACTIVITY	AIR DISPLAY	BELGIAN AIR FORCE FLY PAST TBC
15:10*	17:10 ²	FORMULA 1	TRACK	GRAND PRIX (44 LAPS OR 120 MINS)
20:34		SUNSET		
18:00		NOISE RESTRICTION STARTS		



Track History

Early in 1920, nothing, it seemed, was to disturb the usual quietness in the peaceful village of Francorchamps, perched on a hill very close to the Moors.

Nothing, except that, on a beautiful summer day, while settled at the Hotel des Bruyeres, two people well-known in the car racing world, the one being Jules de Thier, Manager of the newspaper "La Meuse", and the other, Henri Langlois Van Ophem, Chairman of the Sports Commission at the RACB (Royal Automobile Club Belgium), had the idea of taking advantage of the triangle drawn by the roads connecting Malmedy, Stavelot and Francorchamps to make a racing track of it.

While enjoying an ideal spot in these green Ardennes, the track stretched in a hilly landscape but was also made of numerous straight portions, particularly suitable to achieve high speeds. Moreover, being close to Spa, already famous on the international scale for its hydrotherapy, and where some car races had been popular for a few years, this track seemed to have a lot of assets to be successful. Therefore, a race was already scheduled for the following year.

Prepared for August 1921, that race for cars could unfortunately not take place, due to a lack of representation. Indeed, although everything was ready, only one competitor was registered on the entry form.

Eventually, the track was inaugurated by the motorcyclists, while the motorists started in 1922.

1924 saw the first organisation of the famous 24 Hours of Francorchamps, only one year after Le Mans, whereas the first real big international race for single-seaters, the European Grand Prix, was run in 1925. Seven cars took part in this event which saw the victory of the famous Alfa Romeo driver, Antonio Ascari.

During the period extending from the mid-twenties until the eve of World War II, the motorcycles Grand Prix and the prestigious car races like the 24 Hours of Francorchamps and the Belgian Grand Prix were going to be the major track events. As far as the track is concerned, it remained roughly the same as it used to be in the beginning.

But something new occurred in 1939 : Francorchamps was getting an artificial curve, unique in its kind : the "raidillon" or steep rise. That obstacle, intended to be passed at a very high speed, was a forerunner of the orientation its manager wanted to give to the track : to make it one of the fastest tracks in Europe, contrasting sharply that way with its German neighbour of The Eifel, which was very spectacular too but much more tortuous and therefore one of the slowest.

World War II was going to interrupt the life of the track for seven long years during which that part of the Ardennes was little spared.

1947 saw the sports activities resume in the area around "L'Eau Rouge". Once again, the prestigious races were in the spotlight : Motorcycles and Cars Grand Prix, to which were occasionally added the 24 Hours of the Racb, before they resumed annually from 1964.

Later on, other organisations completed that programme. So, in the late fifties, the RAC from Spa organized its Grand Prix of Spa, then, in the early seventies, the junior RAC, its 24 Hours motorcycles. If everything seemed to develop properly, that situation would, however, only last until 1970, when, for the last time, the Formula I Grand Prix took place along the fourteen-kilometre-long track.

Due to the claims formulated through the sixties, a certain amount of Grand Prix drivers did not want to run in Francorchamps any longer for security reasons, which were quite difficult to solve for the Intercommunale Managers. The tune was however given. Because, even if the other races usually scheduled still took place, it was getting obvious that along its fourteen kilometres, the track had become very dangerous considering the increased performance of the cars and the few possibilities left to adapt the surroundings as it was the case when new tracks were built.



Track Historic (2)

The end of the big Francorchamps was close. They were bound to react if they wanted to preserve the track and create one which took better into account the safety measures claimed by the Grand Prix drivers.

So, after different plans aimed at preserving the main characteristics of the track while eliminating some high risk areas (essentially the part included between Les Combes and Blanchimont), a track was eventually chosen and the works could start.

The seven-kilometre-long track was inaugurated in 1979.

More technical, winding and equipped with clearance areas, the new track kept the major part of the element which made it famous while combining improved safety for the pilots and new appeal for the spectators.

Thanks to the new track, the Belgian Formula I Grand Prix would quickly come back to Francorchamps. That race was a major event which would pave the way for many others, with less media coverage, but which contributed to make Francorchamps more dynamics, to diversify its kind of activities and to put it at the forefront of the international stage.

Between 1980 and 1990, Francorchamps ran to a well-established schedule. Similarly, the circuit could be adapted to suit all requirements, in terms of FIA safety. However, Francorchamps remained a “racing” circuit which was only closed to public traffic when there were meets.

The evolution of motor sports and above all, the increasingly professional marketing approach led the situation to become rather complicated. In order to safeguard its future, the circuit had to become permanent and be definitively closed to all public traffic. The completion of the Verviers- Prüm motorway, the compulsory purchase of the last roadside property and the building of a bypass between the villages of Francorchamps and Meiz-Burneville would enable this essential step towards the future.

So in the early part of this century, Francorchamps “went professional” and was a tremendous success with clubs and incentive day organisers from all over Europe wanting to book one or several days outside of the official races.

With nothing established, a new wave of panic began to emerge at the end of the century over the Eau Rouge valley. In 1997 the Belgian government passed a law banning the advertising of tobacco. With teams sponsored by these advertisers, the very life of the Belgian F1 Grand Prix was under threat. Up until 2005, when a European directive came into force, there were many incidents resulting from the problem of the tobacco advertising ban, to the extent that it was even left out of the Grand Prix in 2003.

It was said that it was hard for Francorchamps since F1 reinstated the Raidillon- Combes-Blanchimont route to the delight of millions of fans in 2004 and 2005.

However, this was not an easy time for the circuit. Francorchamps had grown very quickly but there were still a number of gaps to be filled. Although work on the track that the FIA demanded meant that the sections most prized by drivers could remain in the top of the world track, the infrastructure no longer met world FIA requirements.

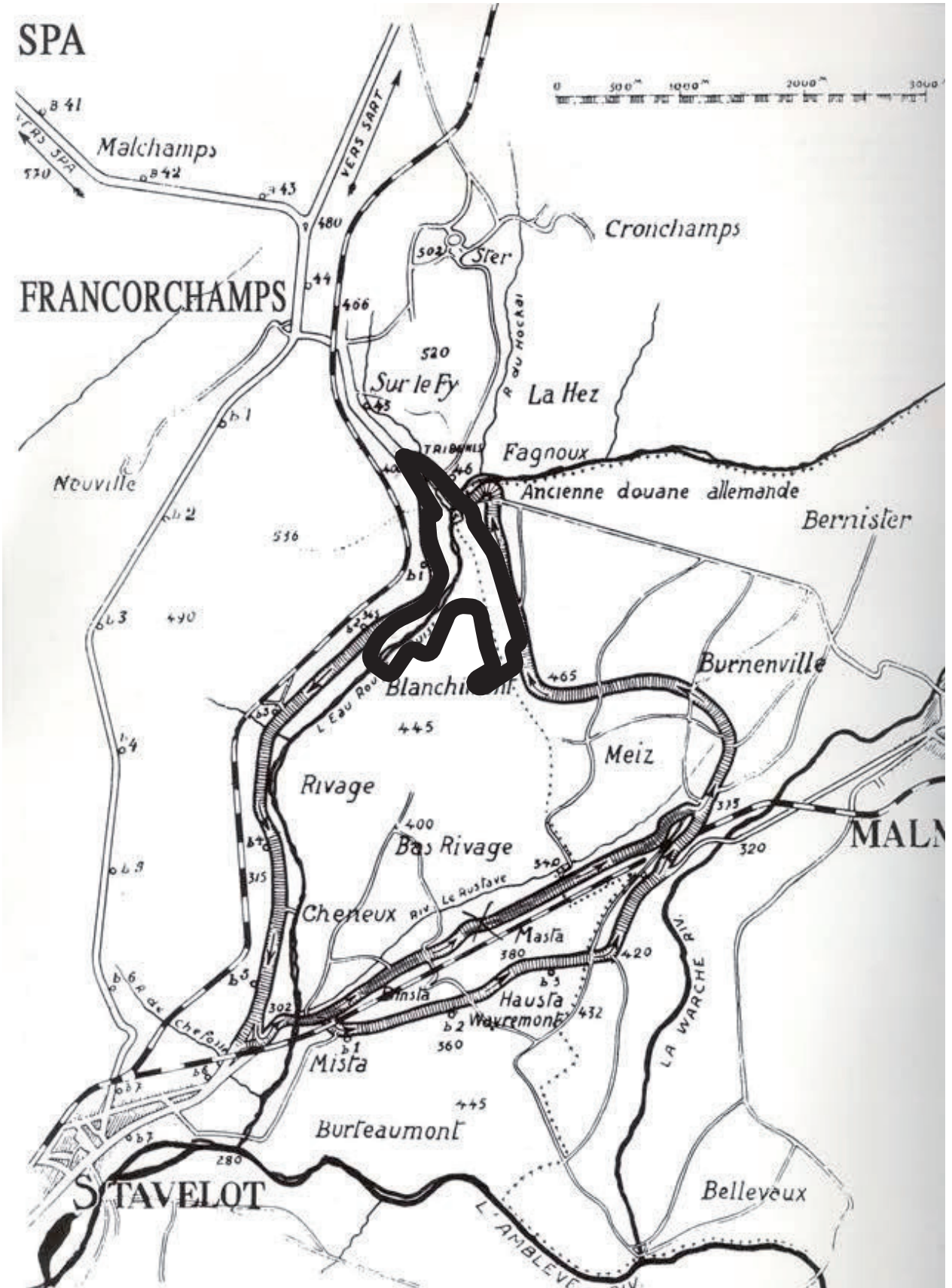
Thanks to the Walloon government, Francorchamps was provided with F1 stands which fitted in perfectly with the magic of the place and which paved the way to a new circuit, one that was even more professional and dynamic and better geared towards new activities in the world of business...



Formula 1
2018 Johnnie Walker
Belgian Grand Prix

Spa-Francorchamps 24-26 August

TM





Useful Information

Emergency numbers

Emergency number at the circuit:	112
Police general number:	101
Stavelot-Malmedy Police:	+32/(0) 78 15 18 00

Hospitals

Malmedy - Clinique Reine Astrid:	+32/(0) 80 79 31 11
Verviers – CHPLT:	+32/(0) 87 21 21 11
Liège – CHU:	+32/(0) 4 366 71 11

Pharmacies

Guard duty:	0900/10 500
-------------	-------------

Banks

ING – Spa:	+32/(0) 87 79 21 80
ING – Malmedy:	+32/(0) 80 79 11 00
ING - Stavelot:	+32/(0) 80 89 20 50
BNP Parisbas Fortis – Spa	+32/(0) 87 29 35 40
BNP Parisbas Fortis – Malmedy	+32/(0) 80 79 12 30

Taxis

Spa:		+32/(0) 87 77 01 02
	+32/(0) 87 23 23 39	+32/(0) 476 32 80 20
Verviers:		+32/(0) 87 33 33 33
		+32/(0) 87 31 55 04
Liège:		+32/(0) 4 247 47 79
		+32/(0) 4 367 50 40
		+32/(0) 4 365 65 65
		+32/(0) 4 233 50 40

Train stations

Liège Guillemins:	+32/(0) 4 241 26 56
Verviers Central:	+32/(0) 4 241 53 28
General information :	+32/(0) 2 528 28 28



Useful information

Airports

Liège: (distance 56 km - time 00:35 to 00:45 - www.liegeairport.com)	+ 32/(0) 4 234 84 11
Charleroi: (distance 132 km - time 01:1 to 01:30 - www.charleroi-airport.be)	+32/(0) 71 25 12 11
Bruxelles: (distance 134 km - time 01:19 to 01:19 - www.brusselsairport.be)	+32/(0) 2 753 77 53

Car rentals

Hertz - Liège Airport or centre:	+32/(0) 4 222 42 73
Hertz – Charleroi:	+32/(0) 71 37 78 98
Hertz - Bruxelles airport:	+32/(0) 2 713 36 35
Hertz - Bruxeles centre:	+32/(0) 2 524 31 00
Hertz – Verviers:	+32/(0) 87 23 05 20
Avis - Liège centre:	+32/(0) 4 250 35 16
Avis - Charleroi Airport:	+32/(0) 71 35 19 98
Avis - Charleroi centre:	+32/(0) 71 32 35 35
Avis - Bruxelles Airport:	+32/(0) 2 720 09 44
Avis - Bruxelles centre:	+32/(0) 2 527 17 05
Avis - Verviers centre:	+32(0) 87 22 58 10

Tourism information

Tourist federation of the Province de Liège : ftpl@prov-liege.be	+32/(0) 4 237 95 26
Tourist Office des Cantons de l'Est: www.esatbelgium.be	+32/(0) 80 33 02 50
Tourist information Office of Spa: www.spa-info.be	+32/(0) 87 79 53 53
Tourist information Office of Stavelot: www.stavelot.be	+32/(0) 80 86 27 06
Tourist information Office of Malmedy idem Canton de l'Est www.malmedy.be	+32/(0) 80 33 02 50



Media centre operation

Photographers holding permanent passes are entitled to enter the Media Centre in order to contact the journalist, on condition that they do not bring any large or bulky equipment with them and that they do not take a seat.

Media Accreditations Centre: opening hours

Thursday	8.00 h – 18.00 h
Friday	8.00 h – 16.00 h
Saturday	8.00 h – 12.00 h
Sunday	Closed

Media Centre: opening hours

Thursday	9.00 h - 22.00 h
Friday	7.00 h - 23.00 h
Saturday	7.00 h - 23.00 h
Sunday	7.00 h - until the last journalist leaves

Welcome Desk

At the Welcome Desk, journalists can ask for a seat in the press room, a locker and the Press Kit.

FIA permanent pass holders can also pick up their parking for the next race and must sign the attendance list. Apart from that, tabards for permanent credential holders are also available.

Journalist who need a private telephone line with the national company Belgacom, ask for it at the *Welcome Desk*.

Telecom Desk

The telecom desk offers to journalists a service for using telephones and computers with internet connexion and the possibility to print in this room .

Media Car Park Shuttle Service

A shuttle service will be available to ease the journalists and photographers' transfers from the Media Car Park to the Media Centre and vice versa. The starting point is next F1 paddock entry.



Photographer's area operation

The photographers' area is located next the Press Room in the F1 Paddock. There is room available for 150 photographers approximately with 159 lockers. The request of telephone lines and internet connection works as in the Press Room.

Photographers with FIA permanent pass can pick up their tabard at the *Welcome Desk*.

A camera repair service will be available to all photographers free of charge.

Media Accreditations Centre: opening hours

Thursday	8.00 h – 18.00 h
Friday	8.00 h – 16.00 h
Saturday	8.00 h – 12.00 h
Sunday	Closed

Media Centre: opening hours

Thursday	9.00 h - 22.00 h
Friday	7.00 h - 23.00 h
Saturday	7.00 h - 23.00 h
Sunday	7.00 h - until the last photographer's leaves

Photo bus service around the service track

A photo bus (3) service will be available to ease the photographers' transfers around the service tracks. You will find the starting points, as shown in the attached map.

Timetable for shuttle service

Practice sessions

First departure 60' before the start of the session.

Qualifying session

Last departure 40' before the start of the session.

Pick up 5'/10' after the chequered flag (several trips over at least half an hour)

Race

First departure 90' before the starting time of the race.

Last departure 75' before the start of the race



Press conference schedule

Thursday- 15:00h- Press Conference Room

A maximum of six drivers chosen by the FIA F1 Head of Communications.

Friday- 13:00h- Press Conference Room

A maximum of six team personalities chosen by the FIA F1 Head of Communications.

Saturday- After the qualifying- Press Conference Room

Post-Qualifying Press Conference with top three drivers of the qualifying session.
TV unilateral interview with top three drivers of the qualifying session.

Sunday- After the race - Press Conference Room

Post-Qualifying Press Conference with top three drivers of the qualifying session.
TV unilateral interview with top three drivers of the qualifying session.

All Press Conferences will take place in the FIA Press Conference Room. **The TV pen will be located outside the paddock between the entrance (Race Control side) and the Media Centre, in order to be closer to the FIA Press Conference Room.**

Qualifying and post-race press conferences will take place after the parc ferme interviews and the podium ceremony, which will be broadcast in the Media Centre and the Press Conference Room.

Additional Media Opportunities

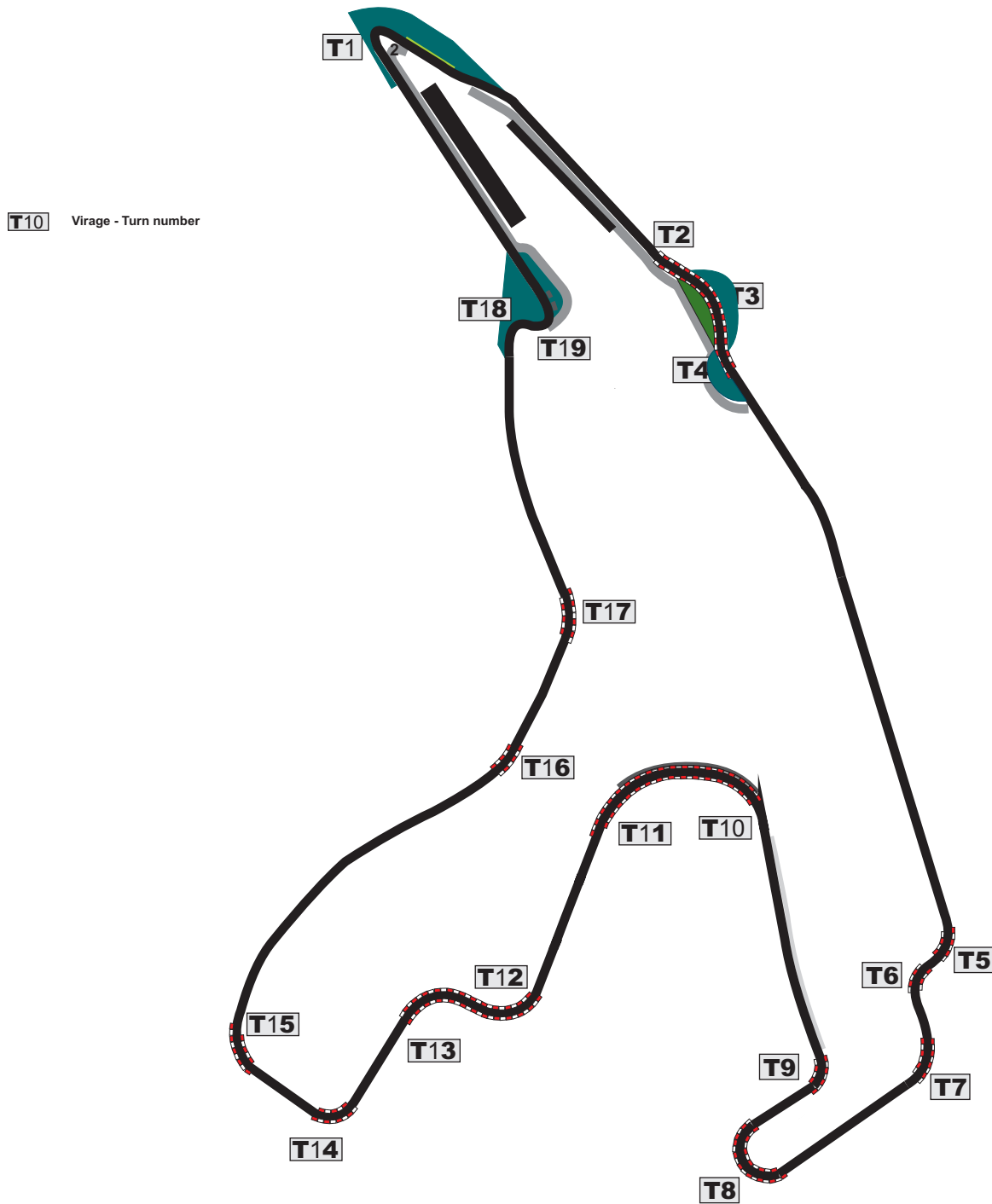
Qualifying: All drivers eliminated in Q1 or Q2 will be available for media interviews in the TV pen immediately after the end of each session, as will drivers who participated in Q3, but who are not required for the post-qualifying press conference, at the back of the FIA garage, paddock side.

Race: Any driver retiring before the end of the race will be available for media interviews in the TV pen after his return to the paddock. In addition, all drivers who finish the race outside the top three will be available for media interviews immediately after the end of the race, at each team's individual garage/hospitality or at the back of the FIA garage.

During the race every team will make at least one senior spokesperson available for interviews by officially accredited TV crews. A list of those nominated will be available in the media centre.



2018 track modifications



No track modification for 2018 F1 Grand Prix



Officials of the meeting

Clerk of the Course

Roland Bruynseraede

Steward of the meeting

Yves Bacquelaine

Secretary of the Meeting

Xavier Schene

National Scrutineer

Jean-Pierre De Backer

National Medical Officer

Dr. Christian Wahlen

National Press Officer

Guy Basyn

FIA

Race Director, Safety Delegate Starter

Charlie Whiting

Medical Delegate
Deputy Medical Delegate

Dr. Alain Chantegret
Ian Roberts

Technical Delegate

Jo Bauer

FIA Head of Communication & Media Delegate
Deputy Media Delegate

Matteo Bonciani
Pierre Guyonnet-Duperat

Commissaires sportifs

G. Connelly, E Spano, M Salo

Safety Car Driver

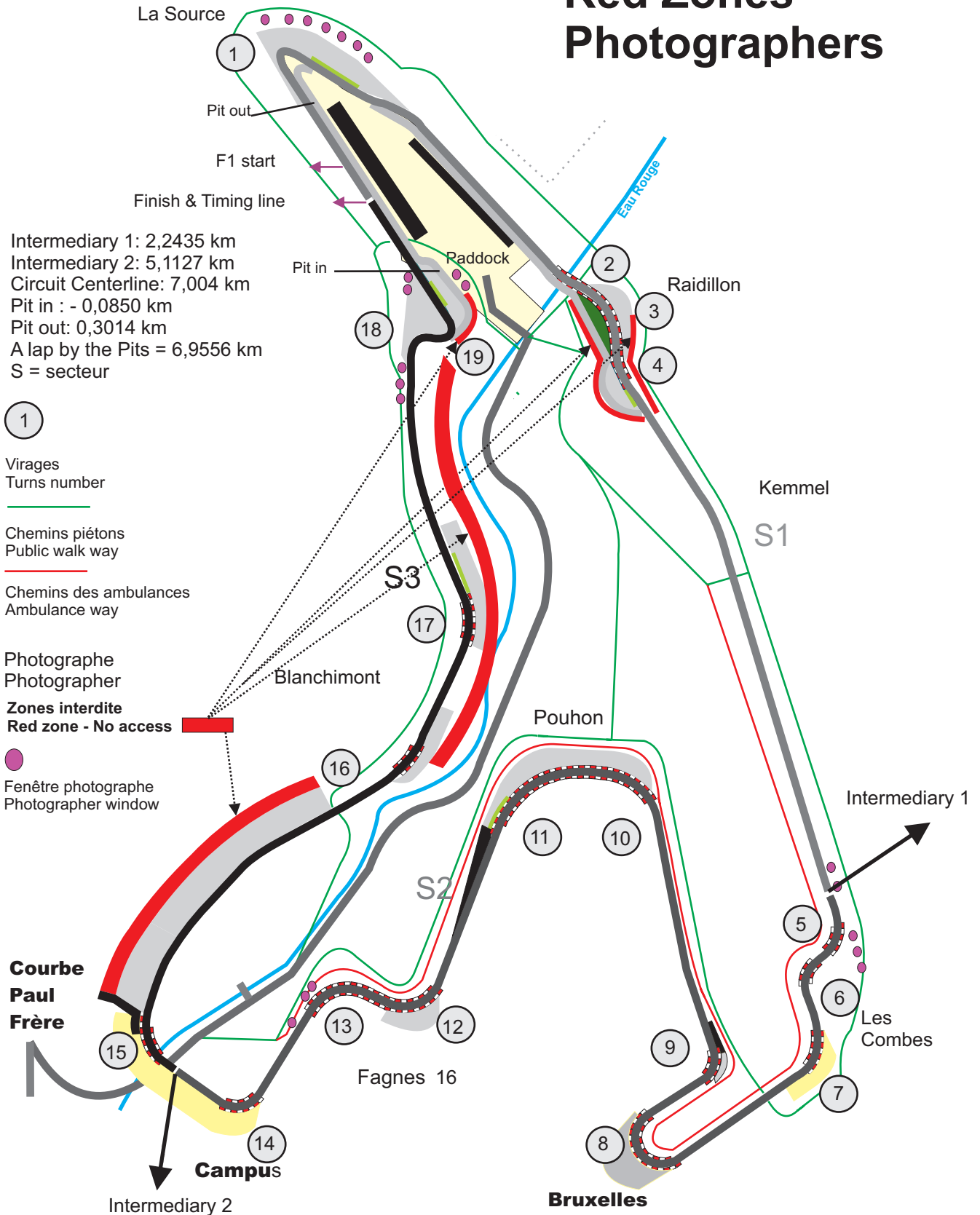
Bernd Mayländer

Medical Car Driver

Alan van der Merwe



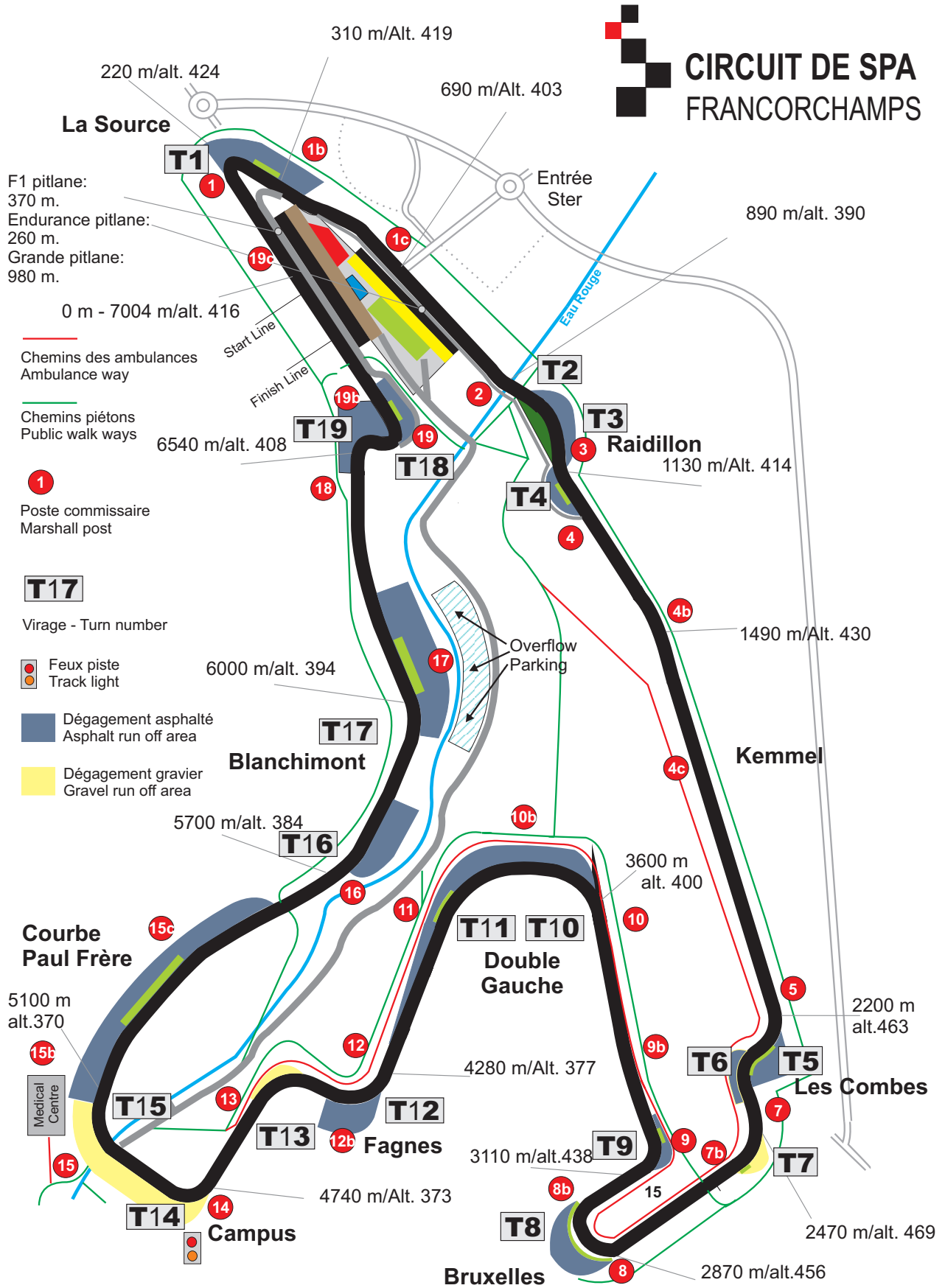
Track information Red Zones Photographers





**Formula 1
2018 Johnnie Walker
Belgian Grand Prix**

Spa-Francorchamps 24-26 August





Belgian Grand Prix 2017 briefly

Promotor

Spa Grand Prix
Director: André Maes
Phone : +32/87 22 44 66
Fax: +32/87 22 44 55
E-mail: info@spagrandprix.com

Number of GP : 47

First GP
June 10 1950
Number of lap
44 - 308.052 km

Track

Lenght: 7003.95 m
Number of corners
19: left - 10: right - 9

Altitude

391 - before Eau Rouge
Low: corner
High: 470 - after Les Combes corner

Best Race lap - 2017

Sebastian Vettel: 1'46" '577

Record Pole

L. Hamilton: 1'42"553 2017

Pole 2017

Lewis Hamilton
Mercedes - 1'42" '553

Podium 2017

1. L. Hamilton (Mercedes); 2. S. Vettel (Ferrari);
3. D. Ricciardo (Red Bull)

Last winners

2017: L. Hamilton	Mercedes
2016: N. Rosberg	Mercedes
2015: L. Hamilton	Mercedes
2014: D. Ricciardo	Red Bull
2013: S. Vettel	Red Bull
2012: J. Button	McLaren
2011: S. Vettel	Red Bull
2010: L. Hamilton	McLaren
2009: K. Raikkonen	Ferrari
2008: F. Massa	Ferrari
2007: K. Raikkönen	Ferrari
2006: No GP	
2005: K. Raikkönen	McLaren
2004: K. Raikkönen	McLaren
2003: No GP	
2002: M. Schumacher	Ferrari
2001: M. Schumacher (Ferrari)	Ferrari
2000: M. Hakkinen	McLaren
1999: D. Coulthard	McLaren
1998: D. Hill	Jordan
1997: M. Schumacher	Ferrari
1996: M. Schumacher	Ferrari
1995: M. Schumacher	Benetton
1994: D. Hill	Williams
1993: D. Hill	Williams
1992: M. Schumacher	Benetton
1991: A. Senna	McLaren
1990: A. Senna	McLaren
1989: A. Senna	McLaren

World championships

2017: L. Hamilton	Mercedes
2016: N. Rosberg	Mercedes
2015: L. Hamilton	Mercedes
2014: L. Hamilton	Mercedes
2013: S. Vettel	Red Bull
2012: S. Vettel	Red Bull
2011: S. Vettel	Red Bull
2010: L. Hamilton	Red Bull
2009: J. Button	Brawn GP
2008: L. Hamilton	Ferrari
2007: K. Raikkönen	Ferrari
2006: F. Alonso	Renault
2005: F. Alonso	Renault
2004: M. Schumacher	Ferrari
2003: M. Schumacher	Ferrari
2002: M. Schumacher	Ferrari
2001: M. Schumacher	Ferrari
2000: M. Schumacher	Ferrari
1999: M. Hakkinen	Ferrari
1998: M. Hakkinen	McLaren
1997: J. Villeneuve	Williams
1996: D. Hill	Williams
1995: M. Schumacher	Benetton
1994: M. Schumacher	Williams
1993: A. Prost	Williams
1992: N. Mansell	Williams
1991: A. Senna	McLaren
1990: A. Senna	McLaren
1989: A. Prost	McLaren



Belgian GP 2017 Starting grid

POS	DRIVER	Q1	LAPS	Q2	LAPS	Q3	LAPS
1	Lewis Hamilton	1:44.184	5	1:42.927	6	1:42.553	7
2	Sebastian Vettel	1:44.275	3	1:43.987	3	1:42.795	7
3	Valtteri Bottas	1:44.773	6	1:43.249	6	1:43.094	7
4	Kimi Raikkonen	1:44.729	3	1:43.700	3	1:43.270	5
5	Max Verstappen	1:44.535	3	1:43.940	3	1:43.380	6
6	Daniel Ricciardo	1:45.114	3	1:44.224	3	1:43.863	6
7	Nico Hulkenberg	1:45.280	6	1:44.988	6	1:44.982	3
8	Sergio Perez	1:45.591	4	1:44.894	6	1:45.244	4
9	Esteban Ocon	1:45.277	4	1:45.006	6	1:45.369	4
10	Jolyon Palmer	1:45.447	3	1:44.685	6		1
11	Fernando Alonso	1:45.668	6	1:45.090	5		
12	Romain Grosjean	1:45.728	6	1:45.133	6		
13	Kevin Magnussen	1:45.535	6	1:45.400	6		
14	Carlos Sainz Jr.	1:45.374	6	1:45.439	6		
15	Stoffel Vandoorne	1:45.441	7		4		
16	Felipe Massa	1:45.823	7				
17	Daniil Kvyat	1:46.028	6				
18	Lance Stroll	1:46.915	5				
19	Marcus Ericsson	1:47.214	6				
20	Pascal Wehrlein	1:47.679	6				



Belgian GP 2017 Race Classification

POS	DRIVER	TEAM	LAPS	TIME
1	Lewis Hamilton	Mercedes AMG Petronas F1 Team	44	1:24:42.820
2	Sebastian Vettel	Scuderia Ferrari	44	1:24:45.178
3	Daniel Ricciardo	Red Bull Racing	44	1:24:53.611
4	Kimi Raikkonen	Scuderia Ferrari	44	1:24:57.291
5	Valtteri Bottas	Mercedes AMG Petronas F1 Team	44	1:24:59.276
6	Nico Hulkenberg	Renault Sport F1 Team	44	1:25:10.907
7	Romain Grosjean	Haas F1 Team	44	1:25:14.373
8	Felipe Massa	Williams Martini Racing	44	1:25:19.469
9	Esteban Ocon	SAHARA FORCE INDIA F1 TEAM	44	1:25:20.974
10	Carlos Sainz Jr.	SCUDERIA TORO ROSSO	44	1:25:22.267
11	Lance Stroll	Williams Martini Racing	44	1:25:31.819
12	Daniil Kvyat	SCUDERIA TORO ROSSO	44	1:25:32.760
13	Jolyon Palmer	Renault Sport F1 Team	44	1:25:36.059
14	Stoffel Vandoorne	McLaren Honda	44	1:25:39.898
15	Kevin Magnussen	Haas F1 Team	44	1:25:50.082
16	Marcus Ericsson	Sauber F1 Team	44	1:25:52.531
17	Sergio Perez	SAHARA FORCE INDIA F1 TEAM	42	1:22:16.804
18	Fernando Alonso	McLaren Honda	25	0:47:50.744
19	Max Verstappen	Red Bull Racing	7	0:13:03.332
20	Pascal Wehrlein	Sauber F1 Team	2	0:04:22.309



Belgian GP : Historic

Year	Date	Laps	Lap Dist.	Race Dist.	Pole	Winner
2016	Aug 28	44	7.004 km	308.052 km	Nico Rosberg	Nico Rosberg
2015	Aug 23	44	7.004 km	308.052 km	Hamilton Lewis	Hamilton Lewis
2014	Aug 24	44	7.004 km	308.052 km	Rosberg Nico	Ricciardo Daniel
2013	Aug-25	44	7.004 km	308.052 km	Hamilton, Lewis	Vettel Sebastian
2012	Sep-02	44	7.004 km	308.052 km	Button, Jenson	Button, Jenson
2011	Aug-28	44	7.004 km	308.052 km	Vettel, Sebastian	Vettel, Sebastian
2010	Aug-29	44	7.004 km	308.052 km	Webber, Mark	Hamilton, Lewis
2009	Aug-30	44	7.004 km	308.052 km	Fisichella, Giancarlo	Räikkönen, Kimi
2008	Sep-07	44	7.004 km	308.052 km	Hamilton, Lewis	Massa, Felipe
2007	Sep-16	44	7.004 km	308.176 km	Räikkönen, Kimi	Räikkönen, Kimi
2005	Sep-11	44	6.976 km	306.927 km	Montoya, Juan Pablo	Räikkönen, Kimi
2004	Aug-29	44	6.976 km	306.927 km	Trulli, Jarno	Räikkönen, Kimi
2002	Sep-01	44	6.963 km	306.355 km	Schumacher, Michael	Schumacher, Michael
2001	Sep-02	44	6.968 km	306.592 km	Montoya, Juan Pablo	Schumacher, Michael
2000	Aug-27	44	6.968 km	306.592 km	Häkkinen, Mika	Häkkinen, Mika
1999	Aug-29	44	6.968 km	306.592 km	Häkkinen, Mika	Coulthard, David
1998	Aug-30	44	6.968 km	306.592 km	Häkkinen, Mika	Hill, Damon
1997	Aug-24	44	6.968 km	306.592 km	Villeneuve, Jacques	Schumacher, Michael
1996	Aug-25	44	6.968 km	306.592 km	Villeneuve, Jacques	Schumacher, Michael
1995	Aug-27	44	6.974 km	306.856 km	Berger, Gerhard	Schumacher, Michael
1994	Aug-28	44	7.001 km	308.044 km	Barrichello, Rubens	Hill, Damon
1993	Aug-29	44	6.974 km	306.856 km	Prost, Alain	Hill, Damon
1992	Aug-30	44	6.974 km	306.856 km	Mansell, Nigel	Schumacher, Michael
1991	Aug-25	44	6.940 km	305.360 km	Senna, Ayrton	Senna, Ayrton
1990	Aug-26	44	6.940 km	305.360 km	Senna, Ayrton	Senna, Ayrton
1989	Aug-27	44	6.940 km	305.360 km	Senna, Ayrton	Senna, Ayrton
1988	Aug-28	43	6.940 km	298.420 km	Senna, Ayrton	Senna, Ayrton
1987	May-17	43	6.940 km	298.420 km	Mansell, Nigel	Prost, Alain
1986	May-25	43	6.940 km	298.420 km	Piquet, Nelson	Mansell, Nigel
1985	Sep-15	43	6.940 km	298.420 km	Prost, Alain	Senna, Ayrton
1983	May-22	40	6.949 km	278.620 km	Prost, Alain	Prost, Alain
1970	Jun-07	28	14.100 km	394.800 km	Stewart, Jackie	Rodríguez, Pedro
1968	Jun-09	28	14.100 km	394.800 km	Amon, Chris	McLaren, Bruce
1967	Jun-18	28	14.100 km	394.800 km	Clark, Jim	Gurney, Dan
1966	Jun-12	28	14.100 km	394.800 km	Surtees, John	Surtees, John
1965	Jun-13	32	14.100 km	451.200 km	Hill, Graham	Clark, Jim
1964	Jun-14	32	14.100 km	451.200 km	Gurney, Dan	Clark, Jim
1963	Jun-09	32	14.100 km	451.200 km	Hill, Graham	Clark, Jim
1962	Jun-17	32	14.100 km	451.200 km	Hill, Graham	Clark, Jim
1961	Jun-18	30	14.100 km	423.000 km	Hill, Phil	Hill, Phil
1960	Jun-19	36	14.100 km	507.600 km	Brabham, Jack	Brabham, Jack
1958	Jun-15	24	14.100 km	338.400 km	Hawthorn, Mike	Brooks, Tony
1956	Jun-03	36	14.120 km	508.320 km	Fangio, Juan Manuel	Collins, Peter
1955	Jun-05	36	14.120 km	508.320 km	Castellotti, Eugenio	Fangio, Juan Manuel
1954	Jun-20	36	14.120 km	508.320 km	Fangio, Juan Manuel	Fangio, Juan Manuel
1953	Jun-21	36	14.120 km	508.320 km	Fangio, Juan Manuel	Ascari, Alberto
1952	Jun-22	36	14.120 km	508.320 km	Ascari, Alberto	Ascari, Alberto
1951	Jun-17	36	14.120 km	508.320 km	Fangio, Juan Manuel	Farina, Giuseppe
1950	Jun-18	35	14.120 km	494.200 km	Farina, Giuseppe	Fangio, Juan Manuel



Historic 2

Francorchamps Profil

Location	Type	GP	First GP	First GP Winner	Last GP	Last GP Winner
Spa-Francorchamps	Road	46	BEL 1950	Fangio, Juan Manuel	BEL 2016	Nico Rosberg

Configurations and fastest laps records

1	1970	14.100 km	Amon, Chris	1970	03:27.4	244.744 km/h
1	1983	6.949 km	de Cesaris, Andrea	1983	02:07.493	196.218 km/h
7	1985-1991	6.940 km	Prost, Alain	1990	01:55.087	217.088 km/h
3	1992-1993; 1995	6.974 km	Prost, Alain	1993	01:51.095	225.990 km/h
1	1994	7.001 km	Hill, Damon	1994	01:57.117	215.200 km/h
6	1996-2001	6.968 km	Schumacher, Michael	2001	01:49.758	228.546 km/h
1	2002	6.963 km	Schumacher, Michael	2002	01:47.176	233.884 km/h
2	2004-2005	6.976 km	Räikkönen, Kimi	2004	01:45.108	238.931 km/h
6	2007-2016	7.004 km	Vettel, Sebastian	2009	01:47.263	235.071 km/h

Nivelles Profil

Location	Type	GP	First GP	First GP Winner	Last GP	Last GP Winner
Nivelles, Belgium	Race	2	BEL 1972	Fittipaldi, Emerson	BEL 1974	Fittipaldi, Emerson

Configurations and fastest laps records

Year	Date	Laps	Lap Dist.	Race Dist.	Pole ?	Winner	Fastest Lap
1974	May-12	85	3.724 km	316.540 km	Regazzoni, Clay	Fittipaldi, Emerson	Hulme, Denny
1972	Jun-04	85	3.724 km	316.540 km	Fittipaldi, Emerson	Fittipaldi, Emerson	Amon, Chris

Zolder Profil

Location	Type	GP	First GP	First GP Winner	Last GP	Last GP Winner
Zolder, Belgium	Race	10	BEL 1973	Stewart, Jackie	BEL 1984	Alboreto, Michele

Configurations and fastest laps records

Year	Date	Laps	Lap Dist.	Race Dist.	Pole ?	Winner	Fastest Lap
1984	Apr-29	70	4.262 km	298.340 km	Alboreto, Michele	Alboreto, Michele	Arnoux, René
1982	May-09	70	4.262 km	298.340 km	Prost, Alain	Watson, John	Watson, John
1981	May-17	70	4.262 km	298.340 km	Reutemann, Carlos	Reutemann, Carlos	Reutemann, Carlos
1980	May-04	72	4.262 km	306.864 km	Jones, Alan	Pironi, Didier	Laffite, Jacques
1979	May-13	70	4.262 km	298.340 km	Laffite, Jacques	Scheckter, Jody	Villeneuve, Gilles
1978	May-21	70	4.262 km	298.340 km	Andretti, Mario	Andretti, Mario	Peterson, Ronnie
1977	Jun-05	70	4.262 km	298.340 km	Andretti, Mario	Nilsson, Gunnar	Nilsson, Gunnar
1976	May-16	70	4.262 km	298.340 km	Lauda, Niki	Lauda, Niki	Lauda, Niki
1975	May-25	70	4.262 km	298.340 km	Lauda, Niki	Lauda, Niki	Regazzoni, Clay
1973	May-20	70	4.220 km	295.400 km	Peterson, Ronnie	Stewart, Jackie	Cévert, François



World Championship 2017

Drivers

Driver	1	2	3	4	5	6	7	8	9	10	11	12	13	14	15	16	17	18	19	20	Pts
	AU	CH	BHR	RUS	ES	MC	CAN	AZE	AUT	GBR	HUN	BEL	ITA	SGP	MYS	JPN	USA	MEX	BRA	ABD	
1. L. Hamilton	18	25	18	12	25	6	25	10	12	25	12	25	25	25	18	25	25	2	12	18	363
2. S. Vettel	25	18	25	18	18	25	12	12	18	6	25	18	15	-	12	-	18	12	25	15	317
3. V. Bottas	15	8	15	25	-	12	18	18	25	18	15	10	18	15	10	12	10	18	18	25	305
4. K. Raikkonen	12	10	12	15	-	18	6	-	10	15	18	12	10	-	-	10	15	15	15	12	205
5. D. Ricciardo	-	12	10	-	15	15	15	25	15	10	-	15	12	18	15	15	-	-	8	-	200
6. M. Verstappen	10	15	-	10	-	10	-	-	-	12	10	-	1	-	25	18	12	25	10	10	168
7. S. Perez	6	2	6	8	12	-	10	-	6	2	4	-	2	10	8	6	4	6	2	6	100
8. E. Ocon	1	1	1	6	10	-	8	8	4	4	2	2	8	1	1	8	8	10	-	4	87
9. C. Sainz	4	6	-	1	6	8	-	4	-	6	1	-	12	-	-	6	-	-	-	-	54
10. N. Hulkenberg	-	-	2	4	8	-	4	-	-	8	-	8	-	-	-	-	-	-	1	8	43
11. F. Massa	8	-	8	2	-	2	-	-	2	1	-	4	4	-	2	1	2	-	6	1	43
12. L. Stroll	-	-	-	-	-	-	2	15	1	-	-	-	6	4	4	-	-	8	-	-	40
13. R. Grosjean	-	-	4	-	1	4	1	-	8	-	-	6	-	2	-	2	-	-	-	-	28
14. K. Magnussen	-	4	-	-	-	1	-	6	-	-	-	-	-	-	-	4	-	4	-	-	19
15. F. Alonso	-	-	-	-	-	-	-	2	-	-	8	-	-	-	-	-	-	1	4	2	17
16. S. Vandoorne	-	-	-	-	-	-	-	-	-	-	1	-	-	6	6	-	-	-	-	-	13
17. J. Palmer	-	-	-	-	-	-	-	-	-	-	-	-	-	8	-	-	-	-	-	-	8
18. P. Wehrlein	-	-	-	-	4	-	-	1	-	-	-	-	-	-	-	-	-	-	-	-	5
19. D. Kvyat	2	-	-	-	2	-	-	-	-	-	-	-	-	-	-	-	1	-	-	-	5
20. M. Ericsson	-	-	-	-	-	-	-	-	-	-	-	-	-	-	-	-	-	-	-	-	0
21. P. Gasly	-	-	-	-	-	-	-	-	-	-	-	-	-	-	-	-	-	-	-	-	0
22. A. Giovinazzi	-	-	-	-	-	-	-	-	-	-	-	-	-	-	-	-	-	-	-	-	0
23. B. Hartley	-	-	-	-	-	-	-	-	-	-	-	-	-	-	-	-	-	-	-	-	0

Constructors

Constructors	1	2	3	4	5	6	7	8	9	10	11	12	13	14	15	16	17	18	19	20	Pts
	AUS	CH	BHR	RUS	ESP	MC	CAN	AZE	AUT	GB	HU	BEL	ITA	SGP	MY	JPN	USA	ME	BRA	ABD	
1. Mercedes	33	33	33	37	25	18	43	28	37	43	27	35	43	40	28	37	35	20	30	43	668
2. Ferrari	37	28	37	33	18	43	18	12	28	21	43	30	25	-	12	10	33	27	40	27	522
3. Red Bull	10	27	10	10	15	25	15	25	15	22	10	15	13	18	40	33	12	25	18	10	368
4. Force India	7	3	7	14	22	-	18	8	10	6	6	2	10	11	9	14	12	16	2	10	187
5. Williams	8	-	8	2	-	2	2	15	3	1	-	4	10	4	6	1	2	8	6	1	83
6. Renault	-	-	2	4	8	-	4	-	-	8	-	8	-	8	-	-	6	-	1	8	57
7. Toro Rosso	6	6	-	1	8	8	-	4	-	-	6	1	-	12	-	-	1	-	-	-	53
8. Haas	-	4	4	-	1	5	1	6	8	-	-	6	-	2	-	6	-	4	-	-	47
9. McLaren	-	-	-	-	-	-	-	2	-	-	9	-	-	6	6	-	-	1	4	2	30
10. Sauber	-	-	-	-	4	-	-	1	-	-	-	-	-	-	-	-	-	-	-	-	5



Season 2018: changes

2018 FIA FORMULA ONE WORLD CHAMPIONSHIP™ • Key F1 Regulation Changes

After the technical rules revolution of 2017 – one that saw F1 cars become wider and faster – this season's changes are relatively few in number. That doesn't mean, of course, that they aren't important – and some will be very obvious indeed...

Goodbye to T-wings and shark fins

When the teams considered the 2017 regulation changes, as always they were looking for what wasn't written in the rules – ie the loopholes – as well as what was. The emergence of the extended, shark-finned engine covers, combined with the rather ungainly looking T-wings, was the result of one such loophole – but one that has been closed for 2018. With the shark fins and T-wings outlawed for 2018, we can expect the rear of this season's new cars to look more like that tested by Sauber in Austin back in October of last year, illustrated below. The engine cover still features a fin of sorts, but nothing like the huge swathes of carbon fibre we saw in 2017.

Hello to halos

The one change every F1 fan will immediately notice in 2018 is the introduction of the halo – the cockpit protection device designed to further improve driver safety in the event of an accident, and in particular to deflect debris away from the head. The design of the halo, which we have seen teams trialling in practice and test sessions over the past two seasons, is not dissimilar to the original study carried out by Mercedes at the FIA's request in 2015, with a central pillar supporting a 'loop' around the driver's head. Though the halo is mandatory, with its core design dictated by the rules, there will be some scope for teams to modify its surface, so don't be surprised to see a variety of small aero devices adorning this new addition. The overall minimum weight of cars has gone up by 6kg to 734kg to compensate for the introduction of the halo, but it's estimated that the actual impact of the device plus the mountings could be as much as 14kg, which will leave teams with less room to play with when it comes to performance ballast – and also put heavier drivers at a potential disadvantage...

Trick suspension outlawed

Another small, but potentially important directive issued by the FIA ahead of the 2018 season relates to trick suspension systems which could be used to improve a car's aerodynamic performance. Last year teams including Red Bull and Ferrari tried set-ups with a small link in the front suspension connected to the upright, believed to cleverly allow the ride height of the car – a key factor in aero performance – to be varied over the course of a lap depending on steering angle. The FIA has since decreed such systems will not be allowed.



Entry Listy

No	Driver	Nat	Team	Constructor
44	Lewis Hamilton	GBR	Mercedes AMG Petronas	Motorsport Mercedes
77	Valtteri Bottas	FIN	Mercedes AMG Petronas	Motorsport Mercedes
5	Sebastian Vettel	GER	Scuderia Ferrari	Ferrari
7	Kimi Raikkonen	FIN	Scuderia Ferrari	Ferrari
3	Daniel Ricciardo	AUS	Aston Martin Red Bull Racing	Red Bull Racing TAG Heuer
33	Max Verstappen	NED	Aston Martin Red Bull Racing	Red Bull Racing
11	Sergio Perez	MEX	Sahara Force India F1 Team	Force India Mercedes
31	Esteban Ocon	FRA	Sahara Force India F1 Team	Force India Mercedes
18	Lance Stroll	CAN	Williams Martini Racing	Williams Mercedes
35	Sergey Sirotkin	RUS	Williams Martini Racing	Williams Mercedes
27	Nico Hulkenberg	GER	Renault Sport Formula One	Team Renault
55	Carlos Sainz	ESP	Renault Sport Formula One	Team Renault
28	Brendon Hartley	NZL	Red Bull Toro Rosso Honda	Scuderia Toro Rosso Honda
10	Pierre Gasly	FRA	Red Bull Toro Rosso Honda	Scuderia Toro Rosso Honda
8	Romain Grosjean	FRA	Haas F1 Team Haas	Ferrari
20	Kevin Magnussen	DEN	Haas F1 Team Haas	Ferrari
14	Fernando Alonso	ESP	McLaren F1 Team McLaren	Renault
2	Stoffel Vandoorne	BEL	McLaren F1 Team McLaren	Renault
9	Marcus Ericsson	SWE	Alfa Romeo Sauber F1 Team	Sauber Ferrari
16	Charles Leclerc	MCO	Alfa Romeo Sauber F1 Team	Sauber Ferrari



Calendar 2018

GRAND PRIX	CIRCUIT	DATE
Australia GP	Melbourne	25 March
Bahrain GP	Bahrain	8 April
China GP	Shanghai	15 April
Azerbaijan GP	Baku	29 April
Spain GP	Catalunya	13 May
Monaco GP	Monte Carlo	27 May
Canada GP	Montreal	10 June
France GP	Paul Ricard	24 June
Austria GP	Red Bull Ring	1 July
Great Britain GP	Silverstone	8 July
Germany GP	Hockenheim	22 July
Hungary GP	Hungaroring	29 July
Belgium GP	Spa-Francorchamps	26 August
Italy GP	Monza	2 September
Singapore GP	Marina Bay	16 September
Russia GP	Sochi	30 September
Japan GP	Suzuka	7 October
USA GP	Americas	21 October
Mexico GP	Mexico City	28 October
Brazil GP	Interlagos	11 November
Abu Dhabi GP	Yas Marina	25 November



Formula 1
2018 Johnnie Walker
Belgian Grand Prix

Spa-Francorchamps 24-26 August

Mercedes AMG

Petronas

Motorsport



First Grand Prix 1954
Races 180
Championships 5

Seasons 11

Full name: Lewis Carl Hamilton
Birth date: January 7, 1985
Birthplace: Tewin, Great Britain
Current age: 33 years
Height: 1.75 m
Weight: 66 kg
Current team: Mercedes
Previous teams: McLaren

Full name: Valtteri Bottas
Birth date: August 28, 1989
Birthplace: Nastola, Finland
Current age: 28 years
Height: 1.73 m
Weight: 69 kg
Current: team Mercedes
Previous teams: Williams

Scuderia

Ferrari



First Grand Prix 1950
Races 961
Championships 16

Seasons 69

Full name: Sebastian Vettel
Birth date: July 3, 1987
Birthplace: Heppenheim, Germany
Current age: 31 years
Height: 1.76 m
Weight: 58 kg
Current team: Ferrari
Previous teams: BMW Sauber, Red Bull, Toro Rosso

Full name: Kimi-Matias Räikkönen
Nickname: Iceman
Birth date: October 17, 1979
Birthplace: Espoo, Finland
Current age: 38 years
Height: 1.75 m
Weight: 62 kg
Current team: Ferrari
Previous teams: Lotus, McLaren, Sauber



Aston Martin Red Bull Racing



First Grand Prix 2005
Races 255
Championships 4

Seasons 14

Full name: Daniel Ricciardo
Birth date: July 1, 1989
Birthplace: Perth, Australia
Current age: 29 years
Height: 1.80m
Weight: 70.5 kg
Current team: Red Bull
Previous teams: HRT, Toro Rosso

Full name: Max Verstappen
Birth date: September 30, 1997
Birthplace: Hasselt Belgium
Current age: 20 years
Height: 1.80 m
Weight: 67 kg
Current team: Red Bull
Previous teams: Toro Rosso

Sahara Force India F1 Team



First Grand Prix 2008
Races 203
Championships 0

Seasons 10

Full name: Sergio Perez
Nickname: Checo
Birth date: January 26, 1990
Birthplace: Guadalajara, Mexico
Current age: 29 years
Height: 1.72 m
Weight: 62 kg
Current team: Force India
Previous teams: McLaren, Sauber

Full name: Esteban Ocon
Birth date: September 17, 1996
Birthplace: Evreux, France
Current age: 21 years
Height: 1.86 m
Weight: 66 kg
Current: team Force India
Previous teams: Manor



Formula 1
2018 Johnnie Walker
Belgian Grand Prix

Spa-Francorchamps 24-26 August

Williams

Martini

Racing



First Grand Prix 1975
Races 714
Championships 9

Full name: Lance Stroll
Birth date: October 29, 1998
Birthplace: Montreal, Canada
Current age: 19 years
Height: 1.82 m
Weight: 70 kg
Current team:

Seasons 49

Full name: Sergey Sirotkin
Birth date: August 27, 1995
Birthplace: Moscow Russia
Current age: 22 years
Height: 1.84 m
Weight: 71 kg
Current team: Williams

Renault Sport

Formula One

Team



First Grand Prix 1977
Races 353
Championships 2

Full name: Nico Hülkenberg
Birth date: August 19, 1987
Birthplace: Emmerich am Rhein, Germany
Current age: 31 years
Height: 1.84 m
Weight: 74 kg
Current team: Renault
Previous teams: Williams, Force India, Sauber, Force India

Seasons 41

Full name: Carlos Sainz Jr
Birth date: September 1, 1994
Birthplace: Madrid Spain
Current age: 24 years
Height: 1.77 m
Weight: 66 kg
Current team: Renault
Previous teams: Toro Rosso



Formula 1
2018 Johnnie Walker
Belgian Grand Prix

Spa-Francorchamps 24-26 August

Red Bull Toro Rosso Honda

First Grand Prix 2006
Races 238
Championships 0

Full name: Pierre Gasly
Birth date: February 7, 1996
Birthplace: Rouen, France
Current age: 22 years
Height: 1.77 m
Weight: 70 kg
Current team: Toro Rosso



Seasons 13

Full name: Brendon Hartley
Birth date: November 10, 1989
Birthplace: Palmerston North, Australia
Current age: 28 years
Height: 1.84 m
Weight: 67 kg
Current team: Toro Rosso

Haas F1 Team

First Grand Prix 2016
Races 51
Championships 0

Full name: Romain Grosjean
Birth date: April 17, 1986
Birthplace: Genève, Switzerland
Current: 32 years
Height: 1.80 m
Weight: 72 kg
Current team: Haas
Previous teams: Renault, Lotus



Seasons 3

Full name: Kevin Magnussen
Birth date: October 5, 1992
Birthplace: Roskilde Danish
Current: 24 years
Height: 1,74 m
Weight: 68 kg
Current team: Haas
Previous teams: McLaren, Renault



Formula 1
2018 Johnnie Walker
Belgian Grand Prix

Spa-Francorchamps 24-26 August

McLaren

F1

Team

First Grand Prix 1966
Races 833
Championships 8

Full name: Fernando Alonso Díaz
Birth date: July 29, 1981
Birthplace: Oviedo, Spain
Current age: 37 years
Height: 1.71 m
Weight: 68 kg
Current team: McLaren
Previous teams: Ferrari, Minardi, Renault



Seasons 53

Full name: Stoffel Vandoorne
Birth date: March, 26, 1992
Birthplace: Courtrai, Belgium
Current age: 26 years
Height: 1.77 m
Weight: 67 kg
Current team: McLaren
Previous teams: McLaren

Alfa Romeo

Sauber

F1 Team

First Grand Prix 1993
Races 365
Championships 0

Full name: Marcus Ericsson
Birth date: September 2, 1990
Birthplace: Kumla, Sweden
Current age: 26 years
Height: 1.82 m
Weight: 65 kg
Current team: Sauber
Previous teams: Caterham



Seasons 26

Full name: Charles Leclerc
Birth date: October 16, 1997
Birthplace: Monaco
Current age: 20 years
Height: 1.79 m
Weight: 69 kg
Current team: Sauber



Media contacts

Mercedes AMG Petronas Motorsport

Head of Motorsports Communications: Bradley Lord +44 7785 682 893 – blord@mercedesamgf1.com **Head of Media Relations:** Félix Siggemann, +441280844348, fsiggemann@mercedesamgf1.com **Head of Content:** Ben Cowley +44 7920 214 276 – bcowley@mercedes-amg-f1.com **Media Officer:** Rosa Herrero +44 7469 353 191 – rherrerovenegas@mercedesamgf1.com **Digital Manager:** Phillip Porter +44 1280 844 284 – pporter@mercedesamgf1.com **Content Officer:** Dan Paddock +44 1280 846 124 – dpaddock@mercedesamgf1.com

Williams Martini Racing

Head of Communications: Sophie Ogg +44 7977 27 5762 – sophie.ogg@williamsf1.com
Press Officer: Jacques Heckstall-Smith +44 7788 317 639 – jacques.hsmith@williamsf1.com
PR Manager - Lance Stroll: Ann Bradshaw +44 7713 317 006 – abc@annieb.co.uk

McLaren F1 Team

Group Communications Director: Tim Bampton +44 7468 714 614 – tim.bampton@mclaren.com
Head of media and creative content: Steve Cooper +44 7881 426 460 – steve.cooper@mclaren.com
Press Office Manager: Silvia Hoffer Frangipane +44 7584 218 639 – silvia.hoffer@mclaren.com
PR & Media Manager: Charlotte Sefton +44 7500 065 321 – Charlotte.sefton@mclaren.com

Red Bull Toro Rosso Honda

Head of Communications: Fabiana Valenti +39 335 711 3694 – fabiana.valenti@tororosso.com
Press Officer: Jennifer Seeber +39 348 609 5017 – jennifer.seeber@tororosso.com
Social Media Specialist: Diego Mandolfo +39 340 795 1078 – diego.mandolfo@tororosso.com
Digital Producer, Josh Kruse, +390546696111 josh.kruse@tororosso.com

Aston Martin Red Bull Racing

Head of Communications: Ben Wyatt +44 7771 854 238 – ben.wyatt@redbullracing.com
Producer: Nikki Vasiliadis +44 07702 353327 – nikki.vasiliadis@redbullracing.com
Communications Manager: Victoria Lloyd +44 7712 414 196 – Victoria.lloyd@redbullracing.com
Communications Manager: James Ranson +44 7834 526 354 – james.ranson@redbullracing.com
Press Officer, Dana Hickfang, +447562951018, dana.hickfang@redbullracing.com

Scuderia Ferrari

Head of Motorsport Press Office: Alberto Antonini +39 344 0556635 – alberto.antonini@ferrari.com
PR Coordinator: Gionata Giacobazzi +39 338 6476712 – jonathan.giacobazzi@ferrari.com
Press Officer: Stefania Bocchi stefania.bocchi@ferrari.com
Press Officer: Roberta Colleluori +39 334 6591343 – roberta.colleluori@ferrari.com
Media & PR Consultant Sebastian Vettel: Britta Roeske +44 7764 386 402 – britta.roeske@sebastianvettel.com



Formula 1
2018 Johnnie Walker
Belgian Grand Prix

Spa-Francorchamps 24-26 August

Media contacts

Communications Manager: Will Hings +44 7734 202 020 – will.hings@forceindiaf1.com

Communications Coordinator: William Ponissi +44 7770 845 843 –
William.ponissi@forceindiaf1.com

Renault Sport Formula One Team

Head of Communications & Marketing: Louis Bordes +33 604656096 –
louis.bordes@fr.renaultsports.com

Head of Communications: Andy Stobart +44 7703 366 151 –
andy.stobart@uk.renaultsportracing.com

Media Communications Manager: Clarisse Hoffmann +44 7747 468 273 –
clarisse.hoffmann@uk.renaultsportracing.com

Social Media Manager: Aurelie Donzelot +44 7825 938 476 -
aurelie.donzelot@uk.renaultsportracing.com **Communications Manager:** Lucy Genon +33 611 716
178 / +44 781 659 4152 lucy.genon-rsrext@fr.renaultsportracing.com

PR Manager: Laurence Letresor +33 676 03 30 29 – laurence.letresor@renaultsportf1.com

Alfa Romeo Sauber F1 Team

Head of Communications: Maria Guidotti +41 79 858 2647 – maria.guidotti@sauber-motorsport.com

Digital Communications Manager: Akiko Itoga +41 79 770 1819 – akiko.itoga@sauber-motorsport.com

Junior Digital Communications Manager: Mia Djacic +41 79 774 0312 – mia.djacic@sauber-motorsport.com

Honda R&D Europe (UK) Ltd.

Assistant Manager: Genki Miura +81 80 4933 6601 – genki_miura@hm.honda.co.jp

Fédération Internationale de l'Automobile

FIA F1 Head of Communications & Media Delegate: Matteo Bonciani +33 676 322 490 –
mbonciani@fia.com FIA

F1 Deputy Media Delegate: Pierre Guyonnet-Duperat +33 643 121 707 – pguyonnet@fia.com

FIA F1 Communications Officer: Sandrine Gomez +33 673 212 685 – sgomez@fia.com

Formula 1

Director of Communications: Norman Howell +44 7970 181929 – nhowell@f1.com

Senior Communications Officer : Luca Colajanni +44 7771 842144 – lcolajanni@f1.com

Australian GP

Qualifying classification

POS	DRIVER	Q1	LAPS	Q2	LAPS	Q3	LAPS
1	Lewis Hamilton	1:22.824	7	1:22.051	5	1:21.164	8
2	Kimi Raikkonen	1:23.096	5	1:22.507	5	1:21.828	7
3	Sebastian Vettel	1:23.348	7	1:21.944	6	1:21.838	7
4	Max Verstappen	1:23.483	5	1:22.416	6	1:21.879	7
5	Daniel Ricciardo	1:23.494	5	1:22.897	5	1:22.152	7
6	Kevin Magnussen	1:23.909	8	1:23.300	6	1:23.187	3
7	Romain Grosjean	1:23.671	8	1:23.468	6	1:23.339	3
8	Nico Hulkenberg	1:23.782	8	1:23.544	5	1:23.532	3
9	Carlos Sainz Jr.	1:23.529	7	1:23.061	6	1:23.577	4
10	Valtteri Bottas	1:23.686	7	1:22.089	7		2
11	Fernando Alonso	1:23.597	8	1:23.692	6		
12	Stoffel Vandoorne	1:24.073	8	1:23.853	6		
13	Sergio Perez	1:24.344	8	1:24.005	6		
14	Lance Stroll	1:24.464	8	1:24.230	5		
15	Esteban Ocon	1:24.503	10	1:24.786	6		
16	Brendon Hartley	1:24.532	8				
17	Marcus Ericsson	1:24.556	9				
18	Charles Leclerc	1:24.636	9				
19	Sergey Sirotkin	1:24.922	8				
20	Pierre Gasly	1:25.295	7				

Race classification

POS	DRIVER	TEAM	LAPS	TIME
1	Sebastian Vettel	Scuderia Ferrari	58	1:29:33.283
2	Lewis Hamilton	Mercedes AMG Petronas Motorsport	58	1:29:38.319
3	Kimi Raikkonen	Scuderia Ferrari	58	1:29:39.592
4	Daniel Ricciardo	Aston Martin Red Bull Racing	58	1:29:40.352
5	Fernando Alonso	McLaren F1 Team	58	1:30:01.169
6	Max Verstappen	Aston Martin Red Bull Racing	58	1:30:02.228
7	Nico Hulkenberg	Renault Sport Formula One Team	58	1:30:05.954
8	Valtteri Bottas	Mercedes AMG Petronas Motorsport	58	1:30:07.622
9	Stoffel Vandoorne	McLaren F1 Team	58	1:30:08.204
10	Carlos Sainz Jr.	Renault Sport Formula One Team	58	1:30:19.005
11	Sergio Perez	Sahara Force India F1 Team	58	1:30:20.100
12	Esteban Ocon	Sahara Force India F1 Team	58	1:30:33.561
13	Charles Leclerc	Alfa Romeo Sauber F1 Team	58	1:30:49.042
14	Lance Stroll	Williams Martini Racing	58	1:30:51.571
15	Brendon Hartley	Red Bull Toro Rosso Honda	57	1:29:55.759
16	Romain Grosjean	Haas F1 Team	24	0:36:32.878
17	Kevin Magnussen	Haas F1 Team	22	0:33:31.467
18	Pierre Gasly	Red Bull Toro Rosso Honda	13	0:20:11.451
19	Marcus Ericsson	Alfa Romeo Sauber F1 Team	5	0:07:55.096
20	Sergey Sirotkin	Williams Martini Racing	4	0:06:26.147

Bahrain GP

Qualifying classement

POS	DRIVER	Q1	LAPS	Q2	LAPS	Q3	LAPS
1	Sebastian Vettel	1:29.060	3	1:28.341	3	1:27.958	7
2	Kimi Raikkonen	1:28.951	3	1:28.515	3	1:28.101	7
3	Valtteri Bottas	1:29.275	3	1:28.794	6	1:28.124	7
4	Lewis Hamilton	1:29.396	4	1:28.458	6	1:28.220	6
5	Daniel Ricciardo	1:29.552	3	1:28.962	3	1:28.398	6
6	Pierre Gasly	1:30.121	6	1:29.836	6	1:29.329	6
7	Kevin Magnussen	1:29.594	7	1:29.623	6	1:29.358	3
8	Nico Hulkenberg	1:30.260	6	1:29.187	6	1:29.570	3
9	Esteban Ocon	1:30.338	6	1:30.009	6	1:29.874	4
10	Carlos Sainz Jr.	1:29.893	6	1:29.802	6	1:29.986	6
11	Brendon Hartley	1:30.412	9	1:30.105	6		
12	Sergio Perez	1:30.218	5	1:30.156	6		
13	Fernando Alonso	1:30.530	6	1:30.212	6		
14	Stoffel Vandoorne	1:30.479	6	1:30.525	6		
15	Max Verstappen	1:29.374	4				
16	Romain Grosjean	1:30.530	7				
17	Marcus Ericsson	1:31.063	9				
18	Sergey Sirotkin	1:31.414	8				
19	Charles Leclerc	1:31.420	8				
20	Lance Stroll	1:31.503	8				

Race classification

POS	DRIVER	TEAM	LAPS	TIME
1	Sebastian Vettel	Scuderia Ferrari	57	1:32:01.940
2	Valtteri Bottas	Mercedes AMG Petronas Motorsport	57	1:32:02.639
3	Lewis Hamilton	Mercedes AMG Petronas Motorsport	57	1:32:08.452
4	Pierre Gasly	Red Bull Toro Rosso Honda	57	1:33:04.174
5	Kevin Magnussen	Haas F1 Team	57	1:33:16.986
6	Nico Hulkenberg	Renault Sport Formula One Team	57	1:33:40.964
7	Fernando Alonso	McLaren F1 Team	56	1:32:03.550
8	Stoffel Vandoorne	McLaren F1 Team	56	1:32:13.129
9	Marcus Ericsson	Alfa Romeo Sauber F1 Team	56	1:32:17.556
10	Esteban Ocon	Sahara Force India F1 Team	56	1:32:23.685
11	Carlos Sainz Jr.	Renault Sport Formula One Team	56	1:32:30.305
12	Charles Leclerc	Alfa Romeo Sauber F1 Team	56	1:32:35.575
13	Romain Grosjean	Haas F1 Team	56	1:32:39.046
14	Lance Stroll	Williams Martini Racing	56	1:32:58.939
15	Sergey Sirotkin	Williams Martini Racing	56	1:32:59.675
16	Sergio Perez	Sahara Force India F1 Team	56	1:33:01.470
17	Brendon Hartley	Red Bull Toro Rosso Honda	56	1:33:01.497
18	Kimi Raikkonen	Scuderia Ferrari	35	0:57:13.729
19	Max Verstappen	Aston Martin Red Bull Racing	3	0:06:48.872
20	Daniel Ricciardo	Aston Martin Red Bull Racing	1	0:01:38.684

Chinese GP

Qualifying classement

POS	DRIVER	Q1	LAPS	Q2	LAPS	Q3	LAPS
1	Sebastian Vettel	1:32.171	3	1:32.385	5	1:31.095	7
2	Kimi Raikkonen	1:32.474	5	1:32.286	5	1:31.182	7
3	Valtteri Bottas	1:32.921	5	1:32.063	8	1:31.625	7
4	Lewis Hamilton	1:33.283	4	1:31.914	8	1:31.675	5
5	Max Verstappen	1:32.932	3	1:32.809	3	1:31.796	6
6	Daniel Ricciardo	1:33.877	3	1:32.688	3	1:31.948	6
7	Nico Hulkenberg	1:33.545	3	1:32.494	6	1:32.532	6
8	Sergio Perez	1:33.464	3	1:32.931	6	1:32.758	4
9	Carlos Sainz Jr.	1:33.315	6	1:32.970	6	1:32.819	6
10	Romain Grosjean	1:33.238	8	1:32.524	5	1:32.855	6
11	Kevin Magnussen	1:33.359	7	1:32.986	6		
12	Esteban Ocon	1:33.585	3	1:33.057	6		
13	Fernando Alonso	1:33.428	6	1:33.232	5		
14	Stoffel Vandoorne	1:33.824	6	1:33.505	5		
15	Brendon Hartley	1:34.013	9	1:33.795	6		
16	Sergey Sirotkin	1:34.062	7				
17	Pierre Gasly	1:34.101	9				
18	Lance Stroll	1:34.285	7				
19	Charles Leclerc	1:34.454	9				
20	Marcus Ericsson	1:34.914	9				

Race classification

POS	DRIVER	TEAM	LAPS	TIME
1	Daniel Ricciardo	Aston Martin Red Bull Racing	56	1:35:36.380
2	Valtteri Bottas	Mercedes AMG Petronas Motorsport	56	1:35:45.274
3	Kimi Raikkonen	Scuderia Ferrari	56	1:35:46.017
4	Lewis Hamilton	Mercedes AMG Petronas Motorsport	56	1:35:53.365
5	Max Verstappen	Aston Martin Red Bull Racing	56	1:35:56.816
6	Nico Hulkenberg	Renault Sport Formula One Team	56	1:35:57.432
7	Fernando Alonso	McLaren F1 Team	56	1:36:07.019
8	Sebastian Vettel	Scuderia Ferrari	56	1:36:11.666
9	Carlos Sainz Jr.	Renault Sport Formula One Team	56	1:36:12.143
10	Kevin Magnussen	Haas F1 Team	56	1:36:15.974
11	Esteban Ocon	Sahara Force India F1 Team	56	1:36:20.430
12	Sergio Perez	Sahara Force India F1 Team	56	1:36:21.105
13	Stoffel Vandoorne	McLaren F1 Team	56	1:36:25.753
14	Lance Stroll	Williams Martini Racing	56	1:36:31.870
15	Sergey Sirotkin	Williams Martini Racing	56	1:36:34.621
16	Marcus Ericsson	Alfa Romeo Sauber F1 Team	56	1:36:38.984
17	Romain Grosjean	Haas F1 Team	56	1:36:41.676
18	Pierre Gasly	Red Bull Toro Rosso Honda	56	1:36:42.710
19	Charles Leclerc	Alfa Romeo Sauber F1 Team	56	1:36:58.955
20	Brendon Hartley	Red Bull Toro Rosso Honda	51	1:28:45.258

Azerbaijan GP

Qualifying classemment

POS	DRIVER	Q1	LAPS	Q2	LAPS	Q3	LAPS
1	Sebastian Vettel	1:42.762	7	1:43.015	7	1:41.498	5
2	Lewis Hamilton	1:42.693	7	1:42.676	7	1:41.677	7
3	Valtteri Bottas	1:43.355	7	1:42.679	7	1:41.837	7
4	Daniel Ricciardo	1:42.857	7	1:43.482	7	1:41.911	6
5	Max Verstappen	1:42.642	7	1:42.901	6	1:41.994	6
6	Kimi Raikkonen	1:42.538	7	1:42.510	7	1:42.490	6
7	Esteban Ocon	1:43.021	6	1:42.967	8	1:42.523	6
8	Sergio Perez	1:43.992	7	1:43.366	7	1:42.547	6
9	Nico Hulkenberg	1:43.746	8	1:43.232	6	1:43.066	6
10	Carlos Sainz Jr.	1:43.426	8	1:43.464	6	1:43.351	6
11	Lance Stroll	1:44.359	9	1:43.585	7		
12	Sergey Sirotkin	1:44.261	9	1:43.886	8		
13	Fernando Alonso	1:44.010	8	1:44.019	8		
14	Charles Leclerc	1:43.752	10	1:44.074	7		
15	Kevin Magnussen	1:43.674	9	1:44.759	5		
16	Stoffel Vandoorne	1:44.489	8				
17	Pierre Gasly	1:44.496	9				
18	Marcus Ericsson	1:45.541	10				
19	Brendon Hartley	1:57.354	5				
20	Romain Grosjean		2				

Race classification

POS	DRIVER	TEAM	LAPS	TIME
1	Lewis Hamilton	Mercedes AMG Petronas Motorsport	51	1:43:44.291
2	Kimi Raikkonen	Scuderia Ferrari	51	1:43:46.751
3	Sergio Perez	Sahara Force India F1 Team	51	1:43:48.315
4	Sebastian Vettel	Scuderia Ferrari	51	1:43:49.620
5	Carlos Sainz Jr.	Renault Sport Formula One Team	51	1:43:51.806
6	Charles Leclerc	Alfa Romeo Sauber F1 Team	51	1:43:53.449
7	Fernando Alonso	McLaren F1 Team	51	1:43:55.222
8	Lance Stroll	Williams Martini Racing	51	1:43:56.837
9	Stoffel Vandoorne	McLaren F1 Team	51	1:43:58.443
10	Brendon Hartley	Red Bull Toro Rosso Honda	51	1:44:02.321
11	Marcus Ericsson	Alfa Romeo Sauber F1 Team	51	1:44:02.803
12	Pierre Gasly	Red Bull Toro Rosso Honda	51	1:44:09.011
13	Kevin Magnussen	Haas F1 Team	51	1:44:24.954
14	Valtteri Bottas	Mercedes AMG Petronas Motorsport	48	1:38:22.444
15	Romain Grosjean	Haas F1 Team	42	1:22:44.661
16	Max Verstappen	Aston Martin Red Bull Racing	39	1:15:16.996
17	Daniel Ricciardo	Aston Martin Red Bull Racing	39	1:15:17.230
18	Nico Hulkenberg	Renault Sport Formula One Team	10	0:23:09.045
19	Esteban Ocon	Sahara Force India F1 Team	0	
20	Sergey Sirotkin	Williams Martini Racing	0	

Spanish GP

Qualifying classement

POS	DRIVER	Q1	LAPS	Q2	LAPS	Q3	LAPS
1	Lewis Hamilton	1:17.633	3	1:17.166	7	1:16.173	7
2	Valtteri Bottas	1:17.674	4	1:17.111	3	1:16.213	7
3	Sebastian Vettel	1:17.031	7	1:16.802	3	1:16.305	6
4	Kimi Raikkonen	1:17.483	6	1:17.071	3	1:16.612	6
5	Max Verstappen	1:17.411	5	1:17.266	5	1:16.816	5
6	Daniel Ricciardo	1:17.623	5	1:17.638	6	1:16.818	8
7	Kevin Magnussen	1:18.169	10	1:17.618	9	1:17.676	8
8	Fernando Alonso	1:18.276	9	1:18.100	6	1:17.721	6
9	Carlos Sainz Jr.	1:18.480	4	1:17.803	8	1:17.790	7
10	Romain Grosjean	1:18.305	10	1:17.699	8	1:17.835	8
11	Stoffel Vandoorne	1:18.885	10	1:18.323	8		
12	Pierre Gasly	1:18.550	10	1:18.463	6		
13	Esteban Ocon	1:18.813	10	1:18.696	8		
14	Charles Leclerc	1:18.661	10	1:18.910	5		
15	Sergio Perez	1:18.740	10	1:19.098	8		
16	Nico Hulkenberg	1:18.923	6				
17	Marcus Ericsson	1:19.493	9				
18	Sergey Sirotkin	1:19.695	10				
19	Lance Stroll	1:20.225	9				

Race classification

POS	DRIVER	TEAM	LAPS	TIME
1	Lewis Hamilton	Mercedes AMG Petronas Motorsport	66	1:35:29.972
2	Valtteri Bottas	Mercedes AMG Petronas Motorsport	66	1:35:50.565
3	Max Verstappen	Aston Martin Red Bull Racing	66	1:35:56.845
4	Sebastian Vettel	Scuderia Ferrari	66	1:35:57.556
5	Daniel Ricciardo	Aston Martin Red Bull Racing	66	1:36:20.030
6	Kevin Magnussen	Haas F1 Team	65	1:35:48.205
7	Carlos Sainz Jr.	Renault Sport Formula One Team	65	1:36:24.940
8	Fernando Alonso	McLaren F1 Team	65	1:36:28.028
9	Sergio Perez	Sahara Force India F1 Team	64	1:35:30.601
10	Charles Leclerc	Alfa Romeo Sauber F1 Team	64	1:35:36.153
11	Lance Stroll	Williams Martini Racing	64	1:35:40.965
12	Brendon Hartley	Red Bull Toro Rosso Honda	64	1:35:49.920
13	Marcus Ericsson	Alfa Romeo Sauber F1 Team	64	1:35:53.903
14	Sergey Sirotkin	Williams Martini Racing	63	1:35:37.411
15	Stoffel Vandoorne	McLaren F1 Team	45	1:09:35.469
16	Esteban Ocon	Sahara Force India F1 Team	38	0:58:49.632
17	Kimi Raikkonen	Scuderia Ferrari	25	0:40:10.169
18	Romain Grosjean	Haas F1 Team	0	
19	Pierre Gasly	Red Bull Toro Rosso Honda	0	
20	Nico Hulkenberg	Renault Sport Formula One Team	0	

Monaco GP

Qualifying classement

POS	DRIVER	Q1	LAPS	Q2	LAPS	Q3	LAPS
1	Daniel Ricciardo	1:12.013	5	1:11.278	6	1:10.810	6
2	Sebastian Vettel	1:12.415	8	1:11.518	6	1:11.039	7
3	Lewis Hamilton	1:12.460	8	1:11.584	8	1:11.232	6
4	Kimi Raikkonen	1:12.639	9	1:11.391	6	1:11.266	7
5	Valtteri Bottas	1:12.434	10	1:12.002	9	1:11.441	6
6	Esteban Ocon	1:13.028	11	1:12.188	10	1:12.061	6
7	Fernando Alonso	1:12.657	9	1:12.269	9	1:12.110	8
8	Carlos Sainz Jr.	1:12.950	12	1:12.286	9	1:12.130	7
9	Sergio Perez	1:12.848	11	1:12.194	6	1:12.154	6
10	Pierre Gasly	1:12.941	12	1:12.313	9	1:12.221	8
11	Nico Hulkenberg	1:13.065	12	1:12.411	10		
12	Stoffel Vandoorne	1:12.463	10	1:12.440	9		
13	Sergey Sirotkin	1:12.706	9	1:12.521	10		
14	Charles Leclerc	1:12.829	11	1:12.714	9		
15	Romain Grosjean	1:12.930	12	1:12.728	9		
16	Brendon Hartley	1:13.179	12				
17	Marcus Ericsson	1:13.265	11				
18	Lance Stroll	1:13.323	10				
19	Kevin Magnussen	1:13.393	12				

Race classification

POS	DRIVER	TEAM	LAPS	TIME
1	Daniel Ricciardo	Aston Martin Red Bull Racing	78	1:42:54.807
2	Sebastian Vettel	Scuderia Ferrari	78	1:43:02.143
3	Lewis Hamilton	Mercedes AMG Petronas Motorsport	78	1:43:11.820
4	Kimi Raikkonen	Scuderia Ferrari	78	1:43:12.934
5	Valtteri Bottas	Mercedes AMG Petronas Motorsport	78	1:43:13.629
6	Esteban Ocon	Sahara Force India F1 Team	78	1:43:18.474
7	Pierre Gasly	Red Bull Toro Rosso Honda	78	1:43:19.138
8	Nico Hulkenberg	Renault Sport Formula One Team	78	1:43:19.646
9	Max Verstappen	Aston Martin Red Bull Racing	78	1:43:20.124
10	Carlos Sainz Jr.	Renault Sport Formula One Team	78	1:44:03.820
11	Marcus Ericsson	Alfa Romeo Sauber F1 Team	78	1:44:04.671
12	Sergio Perez	Sahara Force India F1 Team	78	1:44:05.268
13	Kevin Magnussen	Haas F1 Team	78	1:44:09.630
14	Stoffel Vandoorne	McLaren F1 Team	77	1:42:55.039
15	Romain Grosjean	Haas F1 Team	77	1:43:25.050
16	Sergey Sirotkin	Williams Martini Racing	77	1:43:46.428
17	Lance Stroll	Williams Martini Racing	76	1:43:27.518
18	Charles Leclerc	Alfa Romeo Sauber F1 Team	70	1:32:56.252
19	Brendon Hartley	Red Bull Toro Rosso Honda	70	1:32:59.609
20	Fernando Alonso	McLaren F1 Team	52	1:09:03.774

GP Canada

Qualifying classement

POS	DRIVER	Q1	LAPS	Q2	LAPS	Q3	LAPS
1	Sebastian Vettel	1:11.710	7	1:11.524	5	1:10.764	6
2	Valtteri Bottas	1:11.950	6	1:11.514	8	1:10.857	6
3	Max Verstappen	1:12.008	4	1:11.472	6	1:10.937	6
4	Lewis Hamilton	1:11.835	8	1:11.740	7	1:10.996	6
5	Kimi Raikkonen	1:11.725	7	1:11.620	6	1:11.095	7
6	Daniel Ricciardo	1:12.459	6	1:11.434	6	1:11.116	6
7	Nico Hulkenberg	1:12.795	3	1:11.916	6	1:11.973	6
8	Esteban Ocon	1:12.577	5	1:12.141	6	1:12.084	3
9	Carlos Sainz Jr.	1:12.689	3	1:12.097	6	1:12.168	6
10	Sergio Perez	1:12.702	5	1:12.395	5	1:12.671	3
11	Kevin Magnussen	1:12.680	12	1:12.606	10		
12	Brendon Hartley	1:12.587	10	1:12.635	7		
13	Charles Leclerc	1:12.945	12	1:12.661	10		
14	Fernando Alonso	1:12.979	8	1:12.856	6		
15	Stoffel Vandoorne	1:12.998	8	1:12.865	6		
16	Pierre Gasly	1:13.047	8				
17	Lance Stroll	1:13.590	8				
18	Sergey Sirotkin	1:13.643	10				
19	Marcus Ericsson	1:14.593	6				

Race qualifying

POS	DRIVER	TEAM	LAPS	TIME
1	Sebastian Vettel	Scuderia Ferrari	68	1:28:31.377
2	Valtteri Bottas	Mercedes AMG Petronas Motorsport	68	1:28:38.753
3	Max Verstappen	Aston Martin Red Bull Racing	68	1:28:39.737
4	Daniel Ricciardo	Aston Martin Red Bull Racing	68	1:28:52.269
5	Lewis Hamilton	Mercedes AMG Petronas Motorsport	68	1:28:52.936
6	Kimi Raikkonen	Scuderia Ferrari	68	1:28:58.561
7	Nico Hulkenberg	Renault Sport Formula One Team	67	1:28:55.353
8	Carlos Sainz Jr.	Renault Sport Formula One Team	67	1:28:57.115
9	Esteban Ocon	Sahara Force India F1 Team	67	1:29:00.910
10	Charles Leclerc	Alfa Romeo Sauber F1 Team	67	1:29:10.898
11	Pierre Gasly	Red Bull Toro Rosso Honda	67	1:29:15.278
12	Romain Grosjean	Haas F1 Team	67	1:29:15.806
13	Kevin Magnussen	Haas F1 Team	67	1:29:18.756
14	Sergio Perez	Sahara Force India F1 Team	67	1:29:18.774
15	Marcus Ericsson	Alfa Romeo Sauber F1 Team	66	1:28:41.105
16	Stoffel Vandoorne	McLaren F1 Team	66	1:28:43.242
17	Sergey Sirotkin	Williams Martini Racing	66	1:28:58.502
18	Fernando Alonso	McLaren F1 Team	40	0:54:44.787
19	Brendon Hartley	Red Bull Toro Rosso Honda	0	
20	Lance Stroll	Williams Martini Racing	0	

French GP

Qualifying classement

POS	DRIVER	Q1	LAPS	Q2	LAPS	Q3	LAPS
1	Lewis Hamilton	1:31.271	8	1:30.645	5	1:30.029	6
2	Valtteri Bottas	1:31.776	5	1:31.227	6	1:30.147	6
3	Sebastian Vettel	1:31.820	8	1:30.751	8	1:30.400	6
4	Max Verstappen	1:31.531	5	1:30.818	8	1:30.705	7
5	Daniel Ricciardo	1:31.910	5	1:31.538	8	1:30.895	7
6	Kimi Raikkonen	1:31.567	7	1:30.772	8	1:31.057	7
7	Carlos Sainz Jr.	1:32.394	10	1:32.016	6	1:32.126	7
8	Charles Leclerc	1:32.538	10	1:32.055	8	1:32.635	4
9	Kevin Magnussen	1:32.169	10	1:31.510	8	1:32.930	6
10	Romain Grosjean	1:32.083	10	1:31.472	8		2
11	Esteban Ocon	1:32.786	6	1:32.075	8		
12	Nico Hulkenberg	1:32.949	9	1:32.115	6		
13	Sergio Perez	1:32.692	7	1:32.454	8		
14	Pierre Gasly	1:32.447	10	1:32.460	7		
15	Marcus Ericsson	1:32.804	10	1:32.820	8		
16	Fernando Alonso	1:32.976	10				
17	Brendon Hartley	1:33.025	10				
18	Stoffel Vandoorne	1:33.162	10				
19	Sergey Sirotkin	1:33.636	9				
20	Lance Stroll	1:33.729	10				

Race classification

POS	DRIVER	TEAM	LAPS	TIME
1	Lewis Hamilton	Mercedes AMG Petronas Motorsport	53	1:30:11.385
2	Max Verstappen	Aston Martin Red Bull Racing	53	1:30:18.475
3	Kimi Raikkonen	Scuderia Ferrari	53	1:30:37.273
4	Daniel Ricciardo	Aston Martin Red Bull Racing	53	1:30:46.121
5	Sebastian Vettel	Scuderia Ferrari	53	1:31:13.320
6	Kevin Magnussen	Haas F1 Team	53	1:31:30.749
7	Valtteri Bottas	Mercedes AMG Petronas Motorsport	53	1:31:32.017
8	Carlos Sainz Jr.	Renault Sport Formula One Team	53	1:31:38.569
9	Nico Hulkenberg	Renault Sport Formula One Team	53	1:31:43.374
10	Charles Leclerc	Alfa Romeo Sauber F1 Team	53	1:31:45.258
11	Romain Grosjean	Haas F1 Team	52	1:30:22.411
12	Stoffel Vandoorne	McLaren F1 Team	52	1:30:38.601
13	Marcus Ericsson	Alfa Romeo Sauber F1 Team	52	1:30:58.828
14	Brendon Hartley	Red Bull Toro Rosso Honda	52	1:31:00.302
15	Sergey Sirotkin	Williams Martini Racing	52	1:31:17.064
16	Fernando Alonso	McLaren F1 Team	50	1:27:44.089
17	Lance Stroll	Williams Martini Racing	48	1:23:49.846
18	Sergio Perez	Sahara Force India F1 Team	27	0:48:43.202
19	Esteban Ocon	Sahara Force India F1 Team	0	
20	Pierre Gasly	Red Bull Toro Rosso Honda	0	

Austrian GP

Qualifying classemment

POS	DRIVER	Q1	LAPS	Q2	LAPS	Q3	LAPS
1	Valtteri Bottas	1:04.175	5	1:03.756	6	1:03.130	7
2	Lewis Hamilton	1:04.080	8	1:03.577	6	1:03.149	7
3	Sebastian Vettel	1:04.347	5	1:03.544	6	1:03.464	7
4	Kimi Raikkonen	1:04.234	7	1:03.975	6	1:03.660	8
5	Max Verstappen	1:04.273	6	1:04.001	3	1:03.840	9
6	Romain Grosjean	1:04.242	8	1:04.059	3	1:03.892	6
7	Daniel Ricciardo	1:04.723	5	1:04.403	8	1:03.996	9
8	Kevin Magnussen	1:04.460	8	1:04.291	6	1:04.051	6
9	Carlos Sainz Jr.	1:04.948	8	1:04.561	5	1:04.725	6
10	Nico Hulkenberg	1:04.864	8	1:04.676	6	1:05.019	6
11	Esteban Ocon	1:05.148	11	1:04.845	8		
12	Pierre Gasly	1:05.011	9	1:04.874	7		
13	Charles Leclerc	1:04.967	11	1:04.979	8		
14	Fernando Alonso	1:04.965	9	1:05.058	8		
15	Lance Stroll	1:05.264	11	1:05.286	6		
16	Stoffel Vandoorne	1:05.271	9				
17	Sergio Perez	1:05.279	11				
18	Sergey Sirotkin	1:05.322	10				
19	Brendon Hartley	1:05.366	11				
20	Marcus Ericsson	1:05.479	11				

Race classification

POS	DRIVER	TEAM	LAPS	TIME
1	Max Verstappen	Aston Martin Red Bull Racing	71	1:21:56.024
2	Kimi Raikkonen	Scuderia Ferrari	71	1:21:57.528
3	Sebastian Vettel	Scuderia Ferrari	71	1:21:59.205
4	Romain Grosjean	Haas F1 Team	70	1:22:17.446
5	Kevin Magnussen	Haas F1 Team	70	1:22:19.025
6	Esteban Ocon	Sahara Force India F1 Team	70	1:22:29.945
7	Sergio Perez	Sahara Force India F1 Team	70	1:22:31.443
8	Fernando Alonso	McLaren F1 Team	70	1:22:46.163
9	Charles Leclerc	Alfa Romeo Sauber F1 Team	70	1:22:50.469
10	Marcus Ericsson	Alfa Romeo Sauber F1 Team	70	1:22:51.013
11	Pierre Gasly	Red Bull Toro Rosso Honda	70	1:22:57.320
12	Carlos Sainz Jr.	Renault Sport Formula One Team	70	1:23:02.341
13	Lance Stroll	Williams Martini Racing	69	1:22:23.890
14	Sergey Sirotkin	Williams Martini Racing	69	1:22:32.059
15	Stoffel Vandoorne	McLaren F1 Team	65	1:18:48.889
16	Lewis Hamilton	Mercedes AMG Petronas Motorsport	62	1:12:15.652
17	Brendon Hartley	Red Bull Toro Rosso Honda	54	1:04:33.345
18	Daniel Ricciardo	Aston Martin Red Bull Racing	53	1:02:04.264
19	Valtteri Bottas	Mercedes AMG Petronas Motorsport	13	0:15:07.218
20	Nico Hulkenberg	Renault Sport Formula One Team	11	0:13:09.934

British GP

Qualifying classement

POS	DRIVER	Q1	LAPS	Q2	LAPS	Q3	LAPS
1	Lewis Hamilton	1:26.818	3	1:26.256	6	1:25.892	7
2	Sebastian Vettel	1:26.585	7	1:26.372	3	1:25.936	7
3	Kimi Raikkonen	1:27.549	7	1:26.483	3	1:25.990	7
4	Valtteri Bottas	1:27.025	3	1:26.413	6	1:26.217	6
5	Max Verstappen	1:27.309	5	1:27.013	3	1:26.602	6
6	Daniel Ricciardo	1:27.979	5	1:27.369	3	1:27.099	6
7	Kevin Magnussen	1:28.143	10	1:27.730	6	1:27.244	3
8	Romain Grosjean	1:28.086	11	1:27.522	6	1:27.455	3
9	Charles Leclerc	1:27.962	10	1:27.790	6	1:27.879	3
10	Esteban Ocon	1:28.279	8	1:27.843	6	1:28.194	6
11	Nico Hulkenberg	1:28.017	6	1:27.901	6		
12	Sergio Perez	1:28.210	8	1:27.928	6		
13	Fernando Alonso	1:28.187	6	1:28.139	6		
14	Pierre Gasly	1:28.399	9	1:28.343	6		
15	Marcus Ericsson	1:28.249	10	1:28.391	6		
16	Carlos Sainz Jr.	1:28.456	8				
17	Stoffel Vandoorne	1:29.096	9				
18	Sergey Sirotkin	1:29.252	7				
19	Lance Stroll		2				

Race classement

POS	DRIVER	TEAM	LAPS	TIME
1	Sebastian Vettel	Scuderia Ferrari	52	1:27:29.784
2	Lewis Hamilton	Mercedes AMG Petronas Motorsport	52	1:27:32.048
3	Kimi Raikkonen	Scuderia Ferrari	52	1:27:33.436
4	Valtteri Bottas	Mercedes AMG Petronas Motorsport	52	1:27:38.667
5	Daniel Ricciardo	Aston Martin Red Bull Racing	52	1:27:39.284
6	Nico Hulkenberg	Renault Sport Formula One Team	52	1:27:58.004
7	Esteban Ocon	Sahara Force India F1 Team	52	1:27:59.714
8	Fernando Alonso	McLaren F1 Team	52	1:28:00.899
9	Kevin Magnussen	Haas F1 Team	52	1:28:02.972
10	Sergio Perez	Sahara Force India F1 Team	52	1:28:04.492
11	Stoffel Vandoorne	McLaren F1 Team	52	1:28:05.558
12	Lance Stroll	Williams Martini Racing	52	1:28:07.890
13	Pierre Gasly	Red Bull Toro Rosso Honda	52	1:28:08.913
14	Sergey Sirotkin	Williams Martini Racing	52	1:28:17.897
15	Max Verstappen	Aston Martin Red Bull Racing	46	1:18:40.679
16	Romain Grosjean	Haas F1 Team	37	1:01:57.160
17	Carlos Sainz Jr.	Renault Sport Formula One Team	37	1:01:57.353
18	Marcus Ericsson	Alfa Romeo Sauber F1 Team	31	0:49:53.800
19	Charles Leclerc	Alfa Romeo Sauber F1 Team	18	0:28:46.875
20	Brendon Hartley	Red Bull Toro Rosso Honda	1	0:02:54.472

German GP

Qualifying classement

POS	DRIVER	Q1	LAPS	Q2	LAPS	Q3	LAPS
1	Sebastian Vettel	1:12.538	6	1:12.505	3	1:11.212	7
2	Valtteri Bottas	1:12.962	8	1:12.152	3	1:11.416	7
3	Kimi Raikkonen	1:12.505	7	1:12.336	3	1:11.547	7
4	Max Verstappen	1:13.127	5	1:12.188	7	1:11.822	6
5	Kevin Magnussen	1:13.105	8	1:12.523	4	1:12.200	6
6	Romain Grosjean	1:12.986	8	1:12.722	4	1:12.544	5
7	Nico Hulkenberg	1:13.479	5	1:12.946	6	1:12.560	6
8	Carlos Sainz Jr.	1:13.324	8	1:13.032	5	1:12.692	6
9	Charles Leclerc	1:13.077	10	1:12.995	7	1:12.717	6
10	Sergio Perez	1:13.427	10	1:13.072	6	1:12.774	3
11	Fernando Alonso	1:13.614	10	1:13.657	6		
12	Sergey Sirotkin	1:13.708	10	1:13.702	3		
13	Marcus Ericsson	1:13.562	10	1:13.736	7		
14	Lewis Hamilton	1:13.012	8				
15	Daniel Ricciardo	1:13.318	6				
16	Esteban Ocon	1:13.720	10				
17	Pierre Gasly	1:13.749	9				
18	Brendon Hartley	1:14.045	8				
19	Lance Stroll	1:14.206	10				
20	Stoffel Vandoorne	1:14.401	10				

Race classement

POS	DRIVER	TEAM	LAPS	TIME
1	Lewis Hamilton	Mercedes AMG Petronas Motorsport	67	1:32:29.845
2	Valtteri Bottas	Mercedes AMG Petronas Motorsport	67	1:32:34.380
3	Kimi Raikkonen	Scuderia Ferrari	67	1:32:36.577
4	Max Verstappen	Aston Martin Red Bull Racing	67	1:32:37.499
5	Nico Hulkenberg	Renault Sport Formula One Team	67	1:32:56.454
6	Romain Grosjean	Haas F1 Team	67	1:32:58.716
7	Sergio Perez	Sahara Force India F1 Team	67	1:33:00.401
8	Esteban Ocon	Sahara Force India F1 Team	67	1:33:01.595
9	Marcus Ericsson	Alfa Romeo Sauber F1 Team	67	1:33:02.207
10	Brendon Hartley	Red Bull Toro Rosso Honda	67	1:33:04.042
11	Kevin Magnussen	Haas F1 Team	67	1:33:04.764
12	Carlos Sainz Jr.	Renault Sport Formula One Team	67	1:33:12.914
13	Stoffel Vandoorne	McLaren F1 Team	67	1:33:16.462
14	Pierre Gasly	Red Bull Toro Rosso Honda	66	1:33:08.490
15	Charles Leclerc	Alfa Romeo Sauber F1 Team	66	1:33:10.282
16	Fernando Alonso	McLaren F1 Team	65	1:31:52.896
17	Lance Stroll	Williams Martini Racing	53	1:14:16.475
18	Sebastian Vettel	Scuderia Ferrari	51	1:07:13.692
19	Sergey Sirotkin	Williams Martini Racing	51	1:09:59.300
20	Daniel Ricciardo	Aston Martin Red Bull Racing	27	0:36:06.859

Hungarian GP

Qualifying classement





















POS	DRIVER	Q1	LAPS	Q2	LAPS	Q3	LAPS
1	Lewis Hamilton	1:17.419	12	1:31.242	5	1:35.658	9
2	Valtteri Bottas	1:17.123	13	1:32.081	4	1:35.918	8
3	Kimi Raikkonen	1:17.526	13	1:32.762	4	1:36.186	9
4	Sebastian Vettel	1:16.666	12	1:28.636	4	1:36.210	8
5	Carlos Sainz Jr.	1:17.829	12	1:30.771	5	1:36.743	8
6	Pierre Gasly	1:18.577	12	1:31.286	5	1:37.591	8
7	Max Verstappen	1:16.940	12	1:31.178	4	1:38.032	8
8	Brendon Hartley	1:18.429	12	1:32.590	5	1:38.128	8
9	Kevin Magnussen	1:18.314	11	1:32.968	5	1:39.858	8
10	Romain Grosjean	1:17.901	11	1:33.650	5	1:40.593	8
11	Fernando Alonso	1:18.208	11	1:35.214	8		
12	Daniel Ricciardo	1:18.540	12	1:36.442	9		
13	Nico Hulkenberg	1:17.905	12	1:36.506	8		
14	Marcus Ericsson	1:18.641	13	1:37.075	9		
15	Lance Stroll	1:18.560	12		3		
16	Stoffel Vandoorne	1:18.782	11				
17	Charles Leclerc	1:18.817	13				
18	Esteban Ocon	1:19.142	12				
19	Sergio Perez	1:19.200	11				
20	Sergey Sirotkin	1:19.301	12				

Race classification

POS	DRIVER	TEAM	LAPS	TIME
1	Lewis Hamilton	Mercedes AMG Petronas Motorsport	70	1:37:16.427
2	Sebastian Vettel	Scuderia Ferrari	70	1:37:33.550
3	Kimi Raikkonen	Scuderia Ferrari	70	1:37:36.528
4	Daniel Ricciardo	Aston Martin Red Bull Racing	70	1:38:02.846
5	Valtteri Bottas	Mercedes AMG Petronas Motorsport	70	1:38:16.427
6	Pierre Gasly	Red Bull Toro Rosso Honda	70	1:38:29.700
7	Kevin Magnussen	Haas F1 Team	69	1:37:21.386
8	Fernando Alonso	McLaren F1 Team	69	1:37:58.161
9	Carlos Sainz Jr.	Renault Sport Formula One Team	69	1:38:10.524
10	Romain Grosjean	Haas F1 Team	69	1:38:11.045
11	Brendon Hartley	Red Bull Toro Rosso Honda	69	1:38:12.400
12	Nico Hulkenberg	Renault Sport Formula One Team	69	1:38:18.622
13	Esteban Ocon	Sahara Force India F1 Team	69	1:38:27.230
14	Sergio Perez	Sahara Force India F1 Team	69	1:38:36.913
15	Marcus Ericsson	Alfa Romeo Sauber F1 Team	68	1:37:57.725
16	Sergey Sirotkin	Williams Martini Racing	68	1:38:07.313
17	Lance Stroll	Williams Martini Racing	68	1:38:08.022
18	Stoffel Vandoorne	McLaren F1 Team	49	1:09:53.912
19	Max Verstappen	Aston Martin Red Bull Racing	5	0:07:08.059
20	Charles Leclerc	Alfa Romeo Sauber F1 Team	0	

World championship

2018 Drivers

Pos	Drivers	AUS	BHR	CHN	AZE	ESP	MCO	CAN	FRA	AUT	GBR	DEU	HUN	Pts
1	 Hamilton GBR	18 2	15 3	12 4	25 1	25 1	15 3	10 5	25 1	0 DNF	18 2	25 1	25 1	213 ^{pts}
2	 Vettel DEU	25 1	25 1	4 8	12 4	12 4	18 2	25 1	10 5	15 3	25 1	0 DNF	18 2	189 ^{pts}
3	 Raikkonen FIN	15 3	0 DNF	15 3	18 2	0 DNF	12 4	8 6	15 3	18 2	15 3	15 3	15 3	146 ^{pts}
4	 Bottas FIN	4 8	18 2	18 2	0 DNF	18 2	10 5	18 2	6 7	0 DNF	12 4	18 2	10 5	132 ^{pts}
5	 Ricciardo AUS	12 4	0 DNF	25 1	0 DNF	10 5	25 1	12 4	12 4	0 DNF	10 5	0 DNF	12 4	118 ^{pts}
6	 Verstappen NLD	8 6	0 DNF	10 5	0 DNF	15 3	2 9	15 3	18 2	25 1	0 DNF	12 4	0 DNF	105 ^{pts}
7	 Hulkenberg DEU	6 7	8 6	8 6	0 DNF	0 DNF	4 8	6 7	2 9	0 DNF	8 6	10 5	0 12	52 ^{pts}
8	 Magnussen DNK	0 DNF	10 5	1 10	0 13	8 6	0 13	0 13	8 6	10 5	2 9	0 11	6 7	45 ^{pts}
9	 Alonso ESP	10 5	6 7	6 7	6 7	4 8	0 DNF	0 DNF	0 DNF	4 8	4 8	0 DNF	4 8	44 ^{pts}
10	 Perez MEX	0 11	0 16	0 12	15 3	2 9	0 12	0 14	0 DNF	6 7	1 10	6 7	0 14	30 ^{pts}
11	 Sainz Jr. ESP	1 10	0 11	2 9	10 5	6 7	1 10	4 8	4 8	0 12	0 DNF	0 12	2 9	30 ^{pts}
12	 Ocon FRA	0 12	1 10	0 11	0 DNF	0 DNF	8 6	2 9	0 DNF	8 6	6 7	4 8	0 13	29 ^{pts}
13	 Gasly	0 DNF	12 4	0 18	0 12	0 DNF	6 7	0 11	0 DNF	0 11	0 13	0 14	8 6	26 ^{pts}
14	 Grosjean FRA	0 DNF	0 13	0 17	0 DNF	0 DNF	0 15	0 12	0 11	12 4	0 DNF	8 6	1 10	21 ^{pts}
15	 Leclerc MCO	0 13	0 12	0 19	8 6	1 10	0 DNF	1 10	1 10	2 9	0 DNF	0 15	0 DNF	13 ^{pts}
16	 Vandoorne	2 9	4 8	0 13	2 9	0 DNF	0 14	0 16	0 12	0 DNF	0 11	0 13	0 DNF	8 ^{pts}
17	 Ericsson SWE	0 DNF	2 9	0 16	0 11	0 13	0 11	0 15	0 13	1 10	0 DNF	2 9	0 15	5 ^{pts}
18	 Stroll CAN	0 14	0 14	0 14	4 8	0 11	0 17	0 DNF	0 DNF	0 14	0 12	0 DNF	0 17	4 ^{pts}
19	 Hartley NZL	0 15	0 17	0 DNF	1 10	0 12	0 DNF	0 DNF	0 14	0 DNF	0 DNF	1 10	0 11	2 ^{pts}
20	 Sirotkin	0 DNF	0 15	0 15	0 DNF	0 14	0 16	0 17	0 15	0 13	0 14	0 DNF	0 16	0 ^{pts}

KEY: 25
1
DNS
DNF

Points Scored in Race
Position in Race
Did not start
Did not finish



Formula 1
2018 Johnnie Walker
Belgian Grand Prix

Spa-Francorchamps 24-26 August

World Championship

2018 Constructors

Pos	Teams	AUS	BHR	CHN	AZE	ESP	MCO	CAN	FRA	AUT	GBR	DEU	HUN	Pts
1	Mercedes AMG Petronas Motorsport	22	33	30	25	43	25	28	31	0	30	43	35	345 ^{pts}
		2	2	2	1	1	3	2	1	DNF	2	1	1	
		8	3	4	DNF	2	5	5	7	DNF	4	2	5	
2	Scuderia Ferrari	40	25	19	30	12	30	33	25	33	40	15	33	335 ^{pts}
		1	1	3	2	4	2	1	3	2	1	3	2	
		3	DNF	8	4	DNF	4	6	5	3	3	DNF	3	
3	Aston Martin Red Bull Racing	20	0	35	0	25	27	27	30	25	10	12	12	223 ^{pts}
		4	DNF	1	DNF	3	1	3	2	1	5	4	4	
		6	DNF	5	DNF	5	9	4	4	DNF	DNF	DNF	DNF	
4	Renault Sport Formula One Team	7	8	10	10	6	5	10	6	0	8	10	2	82 ^{pts}
		7	6	6	5	7	8	7	8	12	6	5	9	
		10	11	9	DNF	DNF	10	8	9	DNF	DNF	12	12	
5	Haas F1 Team	0	10	1	0	8	0	0	8	22	2	8	7	66 ^{pts}
		DNF	5	10	13	6	13	12	6	4	9	6	7	
		DNF	13	17	DNF	DNF	15	13	11	5	DNF	11	10	
6	Sahara Force India F1 Team	0	1	0	15	2	8	2	0	14	7	10	0	59 ^{pts}
		11	10	11	3	9	6	9	DNF	6	7	7	13	
		12	16	12	DNF	DNF	12	14	DNF	7	10	8	14	
7	McLaren F1 Team	12	10	6	8	4	0	0	0	4	4	0	4	52 ^{pts}
		5	7	7	7	8	14	16	12	8	8	13	8	
		9	8	13	9	DNF	DNF	DNF	DNF	DNF	11	DNF	DNF	
8	Red Bull Toro Rosso Honda	0	12	0	1	0	6	0	0	0	0	1	8	28 ^{pts}
		15	4	18	10	12	7	11	14	11	13	10	6	
		DNF	17	DNF	12	DNF	DNF	DNF	DNF	DNF	DNF	14	11	
9	Alfa Romeo Sauber F1 Team	0	2	0	8	1	0	1	1	3	0	2	0	18 ^{pts}
		13	9	16	6	10	11	10	10	9	DNF	9	15	
		DNF	12	19	11	13	DNF	15	13	10	DNF	15	DNF	
10	Williams Martini Racing	0	0	0	4	0	0	0	0	0	0	0	0	4 ^{pts}
		14	14	14	8	11	16	17	15	13	12	DNF	16	
		DNF	15	15	DNF	14	17	DNF	DNF	14	14	DNF	17	

KEY: 25
 1
 DNS
 DNF

Points Scored in Race
 Position in Race
 Did not start