



**2017 FORMULA 1  
PIRELLI  
BELGIAN GRAND PRIX**

**SPA-FRANCORCHAMPS  
25-26-27 AUGUST**



**formulaone<sup>™</sup>media**

OFFICIAL MEDIA KIT



**2017 FORMULA 1  
PIRELLI  
BELGIAN GRAND PRIX**

**SPA-FRANCORCHAMPS  
25-26-27 AUGUST**

# Summary

Welcome in Spa-Francorchamp.....	2
FIA - Belgian GP: Map .....	3
Timetable .....	4-5
Track Story .....	6-7-8
Useful information .....	9-10
Media centre operation .....	11
Photographer's area operation .....	12
Press conference .....	13
Race Track Modification .....	14
Responsibilities Race Track .....	15
Track information map .....	16
Track map .....	17
Paddock map .....	18
Belgian Grand Prix 2016 briefly .....	19
Belgian Grand Prix 2016 Starting Grid .....	20
Belgian Grand Prix 2016 Race Classification .....	21
Belgian GP: story .....	22
World championships 2016.....	23-24
Season 2017: changements .....	25
Entry List .....	26
Calendar .....	27
Teams information .....	28-32
Media contacts .....	33
Results of each GP .....	34-44
World championship drivers.....	45
World championship constructors .....	46



**2017 FORMULA 1  
PIRELLI  
BELGIAN GRAND PRIX**

**SPA-FRANCORCHAMPS  
25-26-27 AUGUST**

## **Welcome to Spa - Francorchamps**

The Spa Francorchamps race track is delighted to welcome all journalists and photographers of the international press for the 2017 Belgian Grand Prix.

We hope that the Belgian race of the Formula 1 championship will add to the excitement we are experiencing this year in the battle for the world championship titles.

In order to offer you the best possible working conditions during this 12th meeting of the racing season, the following services and equipment have been put at your disposal:

Your facilities:

### **Journalists' room**

- 350 seats.
- public telephones are located in a separate booth.
- Private telephones on request.
- Wifi system with cable connection

ADSL, ISDN and TSTN as well as data uplinks are available.

- Internet workstations.
- 349 lockers.

Please obtain a key from the Media Centre staff at the reception desk. (A deposit of 20€ per key is required).

### **Photographers' Area**

The Photographers' Area comprises the following facilities:

- Photographers' room inside the Media Centre with 150 seats.
- Wifi system with cable connection
- ADSL, ISDN and TSTN as well as data uplinks are available.
- 150 lockers.

Please obtain a key from the receptionist in the Photographers' room. (A deposit of 20€ per key is required).

### **Television / radio**

34 booths operational air-conditioned.



**2017 FORMULA 1  
PIRELLI  
BELGIAN GRAND PRIX**

SPA-FRANCORCHAMPS  
25-26-27 AUGUST

<b>ROUND 12</b>	BELGIAN GRAND PRIX	<b>START TIME</b>	14:00 Local - 12:00 GMT
<b>RACE DATE:</b>	27 AUG 2017	<b>CIRCUIT LENGTH:</b>	7.004KM
<b>CIRCUIT NAME:</b>	CIRCUIT DE SPA-FRANCORCHAMPS	<b>RACE DISTANCE:</b>	308.052KM
<b>NUMBER OF LAPS:</b>	44	<b>LAP RECORD:</b>	1:47.263 - S Vettel [2009]

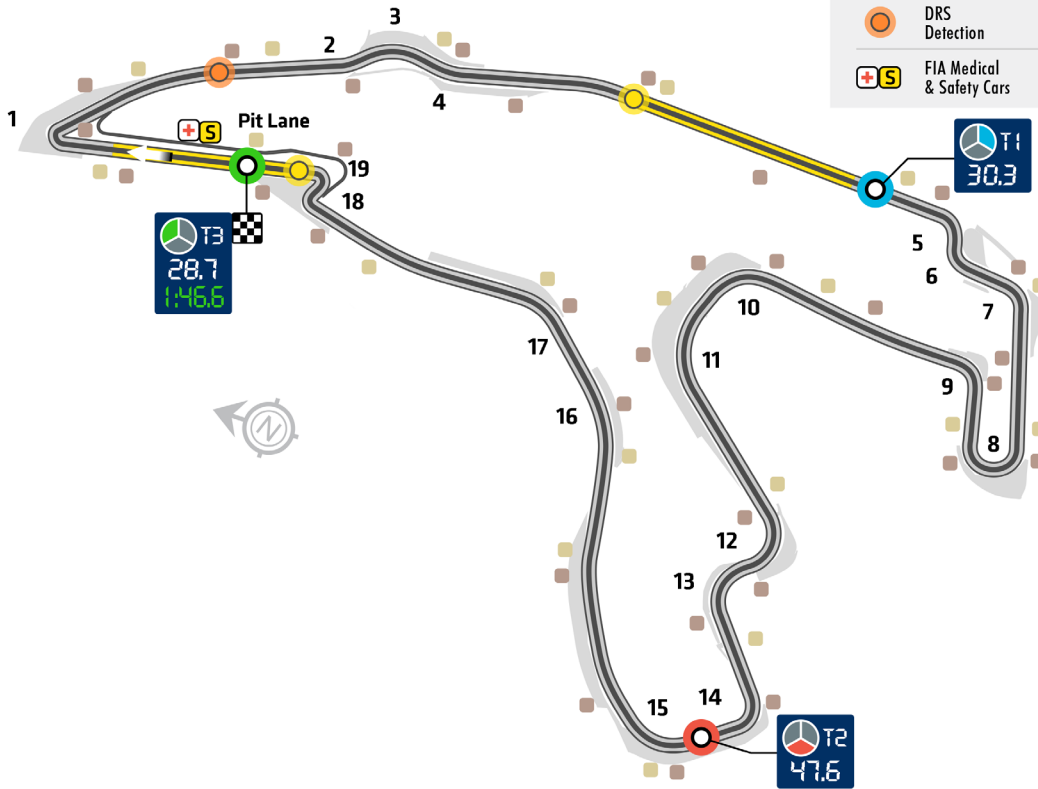
Notes: Lap & Sector times are based upon 2016 Qualifying data

**KEY**

Speed Kmh: 135 | Gear: 4

Braking: [Red bar] | Sector Time: T3 28.7 | Lap Time: 1:46.6

- Sector 1
- Sector 2
- Sector 3
- ▬ Circuit
- ▬ Start
- ▬ Finish
- DRS Detection
- DRS Activation
- ▬ Run-off Areas
- ⊕ S FIA Medical & Safety Cars
- Marshal Posts
- Light Panels



## THURSDAY

10:00	16:00	FIA	FIA PARC FERME	INITIAL SCRUTINEERING
13:00	15:00	FORMULA ONE	TRACK	TRACK CLOSED FIA/FOM SYSTEMS CHECKS. TRACK RESTRICTED TO FIA/FOM ONLY
13:45		FIA	TRACK	TRACK INSPECTION, TRACK COMPLETELY CLEAR
14:00	15:00	FIA	TRACK	HIGH SPEED TRACK TEST – FIA SAFETY AND MEDICAL CARS
15:00		FORMULA ONE	PRESS ROOM	PRESS CONFERENCE
16:00		FORMULA ONE	DRIVERS' BRIEFING ROOM	TEAM MANAGERS' MEETING
16:00	18:00	PROMOTER ACTIVITY	PIT LANE	PUBLIC PIT LANE WALK FOR 3 DAY TICKET HOLDERS ONLY
16:30		FIA FORMULA 2	DRIVERS' BRIEFING ROOM	TEAM MANAGERS' MEETING
17:00		FIA FORMULA 2	DRIVERS' BRIEFING ROOM	DRIVERS' MEETING
17:30		GP3 SERIES	DRIVERS' BRIEFING ROOM	DRIVERS' MEETING
18:00	18:30	FORMULA ONE	PIT LANE	F1 EXPERIENCE – PIT LANE WALK (F1 EXPERIENCE GUESTS ONLY)
18:30	19:00	FORMULA ONE	TRACK	F1 EXPERIENCE – TRACK TOUR (F1 EXPERIENCE GUESTS ONLY)

## FRIDAY

07:00	08:00	PADDOCK CLUB	PIT LANE	PADDOCK CLUB PIT LANE WALK
07:30		FIA	TRACK	MEDICAL INSPECTION
07:45	08:00	FIA	TRACK	TRACK INSPECTION AND TRACK TEST
08:00	08:10	F1 EXPERIENCE	TRACK	INSTALLATION LAPS – F1 2 SEATER
<b>08:30</b>	<b>09:15</b>	<b>GP3</b>	<b>TRACK</b>	<b>FIRST PRACTICE SESSION</b>
09:30		FIA	TRACK	TRACK INSPECTION
<b>10:00</b>	<b>11:30<sup>1</sup></b>	<b>FORMULA ONE</b>	<b>TRACK</b>	<b>FIRST PRACTICE SESSION</b>
11:50	12:35 <sup>1</sup>	FIA FORMULA 2	TRACK	PRACTICE SESSION
12:45	13:45	PADDOCK CLUB	PIT LANE	PADDOCK CLUB PIT LANE WALK
12:45	13:15	PADDOCK CLUB	TRACK	PADDOCK CLUB TRUCK TOUR
13:00		PORSCHE MOBIL 1 SUPERCUP		DRIVERS' MEETING
13:30	13:40	FIA	TRACK	TRACK INSPECTION
<b>14:00</b>	<b>15:30<sup>1</sup></b>	<b>FORMULA ONE</b>	<b>TRACK</b>	<b>SECOND PRACTICE SESSION</b>
15:40	16:00	FORMULA ONE	TRACK	F1 2 SEATER (X4)
16:00	17:00	FORMULA ONE	PRESS ROOM	PRESS CONFERENCE
16:20	16:50	FIA FORMULA 2	TRACK	QUALIFYING SESSION
17:00		FORMULA ONE	DRIVERS BRIEFING ROOM	DRIVERS' MEETING
17:10	17:40	GP3 SERIES	TRACK	QUALIFYING SESSION
18:00	18:45 <sup>1</sup>	PORSCHE MOBIL 1 SUPERCUP	TRACK	PRACTICE SESSION
18:45	19:30	PROMOTER ACTIVITY	PIT LANE	MARSHAL PIT LANE WALK

## SATURDAY

08:30	09:00	PADDOCK CLUB	TRACK	PADDOCK CLUB TRACK TOUR
08:30	09:15	FORMULA ONE	PIT LANE	TEAM PIT STOP PRACTICE

\* These times refer to the start of the formation lap <sup>1</sup> Fixed End Session <sup>2</sup> Approximate Finishing time

08:30	09:35	PADDOCK CLUB	PIT LANE	PADDOCK CLUB PIT LANE WALK
09:00		FIA	TRACK	MEDICAL INSPECTION
09:15	09:30	FIA	TRACK	TRACK INSPECTION AND SAFETY CAR TEST
09:45	10:15	PORSCHE MOBIL 1 SUPERCUP	TRACK	QUALIFYING SESSION
<b>11:00</b>	<b>12:00<sup>1</sup></b>	<b>FORMULA ONE</b>	<b>TRACK</b>	<b>THIRD PRACTICE SESSION</b>
12:15	12:45	FORMULA ONE	TRACK	F1 2 SEATER (X8)
12:30	13:45	FORMULA ONE	PIT LANE	PADDOCK CLUB PIT LANE WALK
12:50	13:20	PADDOCK CLUB	TRACK	PADDOCK CLUB TRUCK TOUR
13:00	13:20	FIA FORMULA 2	TRACK	DRIVERS' PARADE
13:20	13:30	TRACK ACTIVITY	TRACK	BENETTON F1 – M. SCHUMACHER 25 <sup>th</sup> ANNIVERSARY
13:30	13:40	FIA	TRACK	TRACK INSPECTION
<b>14:00</b>	<b>15:00<sup>1</sup></b>	<b>FORMULA ONE</b>	<b>TRACK</b>	<b>QUALIFYING SESSION</b>
15:10	15:30	FORMULA ONE	TRACK	F1 2 SEATER (X4)
15:45		FIA FORMULA 2	PIT LANE	PIT LANE OPEN
15:50		FIA FORMULA 2	PIT LANE	PIT LANE CLOSED
<b>16:00*</b>	<b>17:05<sup>2</sup></b>	<b>FIA FORMULA 2</b>	<b>TRACK</b>	<b>FIRST RACE (25 LAPS OR 60 MINS)</b>
17:20		GP3 SERIES	PIT LANE	PIT LANE OPEN
17:25		GP3 SERIES	PIT LANE	PIT LANE CLOSED
<b>17:30*</b>	<b>18:15<sup>2</sup></b>	<b>GP3 SERIES</b>	<b>TRACK</b>	<b>FIRST RACE (17 LAPS OR 40 MINS)</b>
18:15	18:30	PROMOTER ACTIVITY		DRIVERS' FAN FORUM TBC
<b>18:35*</b>	<b>19:10<sup>2</sup></b>	<b>PORSCHE MOBIL 1 SUPERCUP</b>	<b>TRACK</b>	<b>FIRST RACE (11 LAPS OR 30 MINS)</b>

#### SUNDAY

08:15		FIA	TRACK	MEDICAL INSPECTION
08:30	08:45	FIA	TRACK	TRACK INSPECTION AND TRACK TEST
09:00		GP3 SERIES	PIT LANE	PIT LANE OPEN
09:05		GP3 SERIES	PIT LANE	PIT LANE CLOSED
<b>09:10*</b>	<b>09:45<sup>2</sup></b>	<b>GP3 SERIES</b>	<b>TRACK</b>	<b>SECOND RACE (13 LAPS OR 30 MINS)</b>
10:00		FIA FORMULA 2	PIT LANE	PIT LANE OPEN
10:05		FIA FORMULA 2	PIT LANE	PIT LANE CLOSED
<b>10:15*</b>	<b>11:05<sup>2</sup></b>	<b>FIA FORMULA 2</b>	<b>TRACK</b>	<b>SECOND RACE (18 LAPS OR 45 MINS)</b>
<b>11:25*</b>	<b>12:00<sup>2</sup></b>	<b>PORSCHE MOBIL 1 SUPERCUP</b>	<b>TRACK</b>	<b>SECOND RACE (11 LAPS OR 30 MINS)</b>
12:05	12:15	FORMULA ONE	TRACK	F1 BENETTON – M. SCHUMACHER 25 <sup>th</sup> ANNIVERSARY
12:20	12:45	PADDOCK CLUB	PIT LANE	PADDOCK CLUB TRUCK TOUR
12:20	13:05	PADDOCK CLUB	PIT LANE	PADDOCK CLUB PIT LANE WALK
12:30		FORMULA ONE	TRACK	DRIVERS' TRACK PARADE
12:50	13:00	FORMULA ONE	TRACK	F1 2 SEATER (X2)
13:00	13:15	PROMOTER ACTIVITY	TRACK	STARTING GRID PRESENTATION
13:00		FIA	TRACK	MEDICAL INSPECTION
13:10	13:20	FIA	TRACK	TRACK INSPECTION
13:30		FORMULA ONE	PIT LANE	PIT LANE OPEN
13:40		FORMULA ONE	PIT LANE	PIT LANE CLOSED
13:46		FORMULA ONE	TRACK	NATIONAL ANTHEM
<b>14:00*</b>	<b>16:00<sup>2</sup></b>	<b>FORMULA ONE</b>	<b>TRACK</b>	<b>GRAND PRIX (44 LAPS OR 120 MINS)</b>

\* These times refer to the start of the formation lap    <sup>1</sup> Fixed End Session    <sup>2</sup> Approximate Finishing time

## Track History

Early in 1920, nothing, it seemed, was to disturb the usual quietness in the peaceful village of Francorchamps, perched on a hill very close to the Moors.

Nothing, except that, on a beautiful summer day, while settled at the Hotel des Bruyeres, two people well-known in the car racing world, the one being Jules de Thier, Manager of the newspaper "La Meuse", and the other, Henri Langlois Van Ophem, Chairman of the Sports Commission at the RACB (Royal Automobile Club Belgium), had the idea of taking advantage of the triangle drawn by the roads connecting Malmedy, Stavelot and Francorchamps to make a racing track of it.

While enjoying an ideal spot in these green Ardennes, the track stretched in a hilly landscape but was also made of numerous straight portions, particularly suitable to achieve high speeds. Moreover, being close to Spa, already famous on the international scale for its hydrotherapy, and where some car races had been popular for a few years, this track seemed to have a lot of assets to be successful. Therefore, a race was already scheduled for the following year.

Prepared for August 1921, that race for cars could unfortunately not take place, due to a lack of representation. Indeed, although everything was ready, only one competitor was registered on the entry form.

Eventually, the track was inaugurated by the motorcyclists, while the motorists started in 1922.

1924 saw the first organisation of the famous 24 Hours of Francorchamps, only one year after Le Mans, whereas the first real big international race for single-seaters, the European Grand Prix, was run in 1925. Seven cars took part in this event which saw the victory of the famous Alfa Romeo driver, Antonio Ascari.

During the period extending from the mid-twenties until the eve of World War II, the motorcycles Grand Prix and the prestigious car races like the 24 Hours of Francorchamps and the Belgian Grand Prix were going to be the major track events. As far as the track is concerned, it remained roughly the same as it used to be in the beginning.

But something new occurred in 1939 : Francorchamps was getting an artificial curve, unique in its kind : the "raidillon" or steep rise. That obstacle, intended to be passed at a very high speed, was a forerunner of the orientation its manager wanted to give to the track : to make it one of the fastest tracks in Europe, contrasting sharply that way with its German neighbour of The Eifel, which was very spectacular too but much more tortuous and therefore one of the slowest.

World War II was going to interrupt the life of the track for seven long years during which that part of the Ardennes was little spared.

1947 saw the sports activities resume in the area around "L'Eau Rouge". Once again, the prestigious races were in the spotlight : Motorcycles and Cars Grand Prix, to which were occasionally added the 24 Hours of the Racb, before they resumed annually from 1964.

Later on, other organisations completed that programme. So, in the late fifties, the RAC from Spa organized its Grand Prix of Spa, then, in the early seventies, the junior RAC, its 24 Hours motorcycles. If everything seemed to develop properly, that situation would, however, only last until 1970, when, for the last time, the Formula I Grand Prix took place along the fourteen-kilometre-long track.

Due to the claims formulated through the sixties, a certain amount of Grand Prix drivers did not want to run in Francorchamps any longer for security reasons, which were quite difficult to solve for the Intercommunale Managers. The tune was however given. Because, even if the other races usually scheduled still took place, it was getting obvious that along its fourteen kilometres, the track had become very dangerous considering the increased performance of the cars and the few possibilities left to adapt the surroundings as it was the case when new tracks were built.

## Track Historic (2)

The end of the big Francorchamps was close. They were bound to react if they wanted to preserve the track and create one which took better into account the safety measures claimed by the Grand Prix drivers.

So, after different plans aimed at preserving the main characteristics of the track while eliminating some high risk areas (essentially the part included between Les Combes and Blanchimont), a track was eventually chosen and the works could start.

The seven-kilometre-long track was inaugurated in 1979.

More technical, winding and equipped with clearance areas, the new track kept the major part of the element which made it famous while combining improved safety for the pilots and new appeal for the spectators.

Thanks to the new track, the Belgian Formula I Grand Prix would quickly come back to Francorchamps. That race was a major event which would pave the way for many others, with less media coverage, but which contributed to make Francorchamps more dynamics, to diversify its kind of activities and to put it at the forefront of the international stage.

Between 1980 and 1990, Francorchamps ran to a well-established schedule. Similarly, the circuit could be adapted to suit all requirements, in terms of FIA safety. However, Francorchamps remained a "racing" circuit which was only closed to public traffic when there were meets.

The evolution of motor sports and above all, the increasingly professional marketing approach led the situation to become rather complicated. In order to safeguard its future, the circuit had to become permanent and be definitively closed to all public traffic. The completion of the Verviers- Prüm motorway, the compulsory purchase of the last roadside property and the building of a bypass between the villages of Francorchamps and Meiz-Burneville would enable this essential step towards the future.

So in the early part of this century, Francorchamps "went professional" and was a tremendous success with clubs and incentive day organisers from all over Europe wanting to book one or several days outside of the official races.

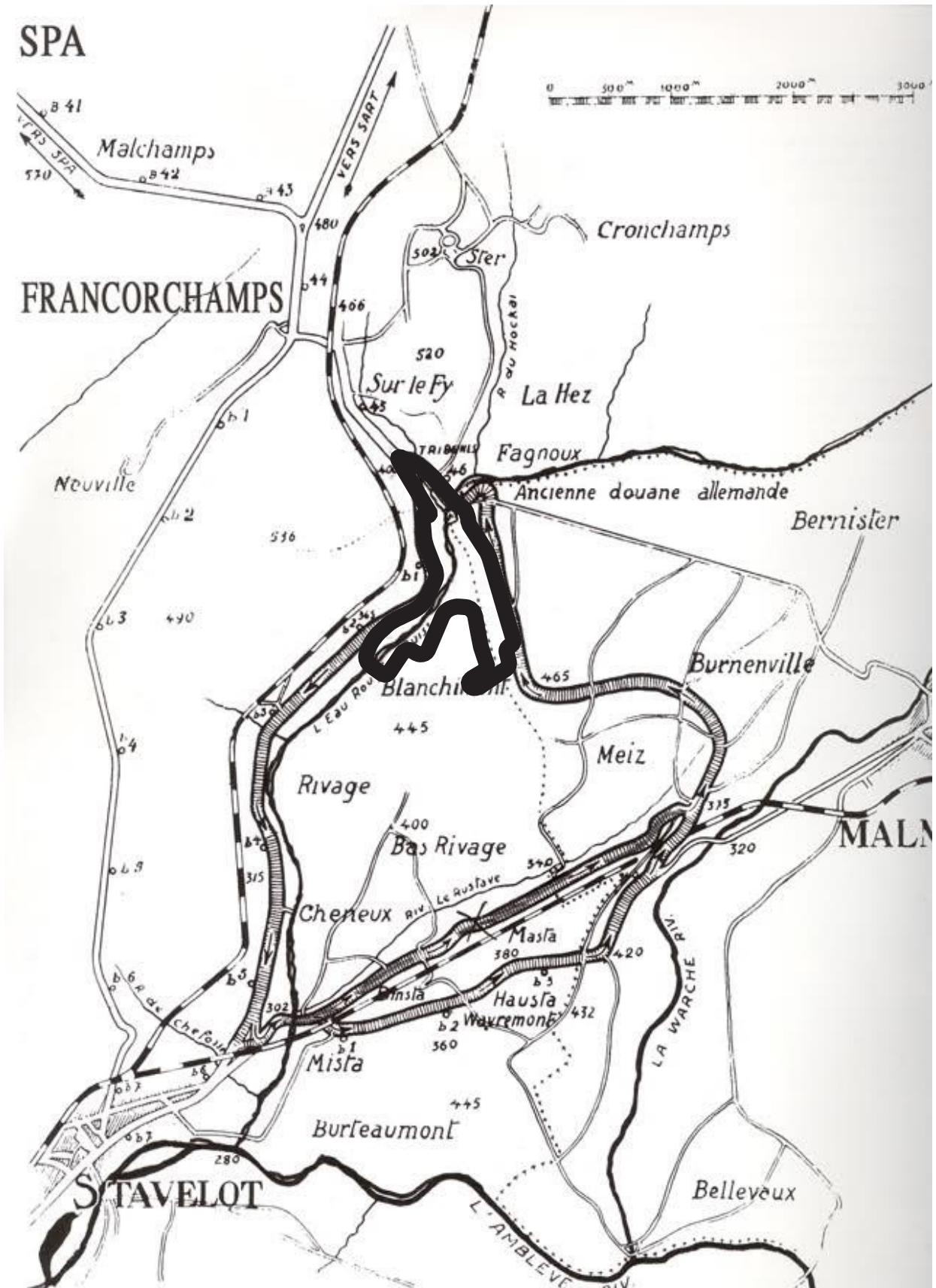
With nothing established, a new wave of panic began to emerge at the end of the century over the Eau Rouge valley. In 1997 the Belgian government passed a law banning the advertising of tobacco. With teams sponsored by these advertisers, the very life of the Belgian F1 Grand Prix was under threat. Up until 2005, when a European directive came into force, there were many incidents resulting from the problem of the tobacco advertising ban, to the extent that it was even left out of the Grand Prix in 2003.

It was said that it was hard for Francorchamps since F1 reinstated the Raidillon- Combes-Blanchimont route to the delight of millions of fans in 2004 and 2005.

However, this was not an easy time for the circuit. Francorchamps had grown very quickly but there were still a number of gaps to be filled. Although work on the track that the FIA demanded meant that the sections most prized by drivers could remain in the top of the world track, the infrastructure no longer met world FIA requirements.

Thanks to the Walloon government, Francorchamps was provided with F1 stands which fitted in perfectly with the magic of the place and which paved the way to a new circuit, one that was even more professional and dynamic and better geared towards new activities in the world of business...





## Useful Information

### Emergency numbers

Emergency number at the circuit:	112
Police general number:	101
Stavelot-Malmedy Police:	+32/(0) 78 15 18 00

### Hospitals

Malmedy - Clinique Reine Astrid:	+32/(0) 80 79 31 11
Verviers – CHPLT:	+32/(0) 87 21 21 11
Liège – CHU:	+32/(0) 4 366 71 11

### Pharmacies

Guard duty:	0900/10 500
-------------	-------------

### Banks

ING – Spa:	+32/(0) 87 79 21 80
ING – Malmedy:	+32/(0) 80 79 11 00
ING - Stavelot:	+32/(0) 80 89 20 50
BNP Parisbas Fortis – Spa	+32/(0) 87 29 35 40
BNP Parisbas Fortis – Malmedy	+32/(0) 80 79 12 30

### Taxis

Spa:	+32/(0) 87 77 01 02
	+32/(0) 476 32 80 20
Verviers:	+32/(0) 87 23 23 39
	+32/(0) 87 33 33 33
	+32/(0) 87 31 55 04
Liège:	+32/(0) 4 247 47 79
	+32/(0) 4 367 50 40
	+32/(0) 4 365 65 65
	+32/(0) 4 233 50 40

### Train stations

Liège Guillemins:	+32/(0) 4 241 26 56
Verviers Central:	+32/(0) 4 241 53 28
General information :	+32/(0) 2 528 28 28

## Useful information

### Airports

Liège: (distance 56 km - time 00:35 to 00:45 - <a href="http://www.liegeairport.com">www.liegeairport.com</a> )	+ 32/(0) 4 234 84 11
Charleroi: (distance 132 km - time 01:1 to 01:30 - <a href="http://www.charleroi-airport.be">www.charleroi-airport.be</a> )	+32/(0) 71 25 12 11
Bruxelles: (distance 134 km - time 01:19 to 01:19 - <a href="http://www.brusselsairport.be">www.brusselsairport.be</a> )	+32/(0) 2 753 77 53

### Car rentals

Hertz - Liège Airport or centre:	+32/(0) 4 222 42 73
Hertz - Charleroi:	+32/(0) 71 37 78 98
Hertz - Bruxelles airport:	+32/(0) 2 713 36 35
Hertz - Bruxelles centre:	+32/(0) 2 524 31 00
Hertz - Verviers:	+32/(0) 87 23 05 20
Avis - Liège centre:	+32/(0) 4 250 35 16
Avis - Charleroi Airport:	+32/(0) 71 35 19 98
Avis - Charleroi centre:	+32/(0) 71 32 35 35
Avis - Bruxelles Airport:	+32/(0) 2 720 09 44
Avis - Bruxelles centre:	+32/(0) 2 527 17 05
Avis - Verviers centre:	+32(0) 87 22 58 10

### Tourism information

Tourist federation of the Province de Liège : <a href="mailto:ftpl@prov-liege.be">ftpl@prov-liege.be</a>	+32/(0) 4 237 95 26
Tourist Office des Cantons de l'Est: <a href="http://www.esatbelgium.be">www.esatbelgium.be</a>	+32/(0) 80 33 02 50
Tourist information Office of Spa: <a href="http://www.spa-info.be">www.spa-info.be</a>	+32/(0) 87 79 53 53
Tourist information Office of Stavelot: <a href="http://www.stavelot.be">www.stavelot.be</a>	+32/(0) 80 86 27 06
Tourist information Office of Malmedy idem Canton de l'Est <a href="http://www.malmedy.be">www.malmedy.be</a>	+32/(0) 80 33 02 50

## Media centre operation

Photographers holding permanent passes are entitled to enter the Media Centre in order to contact the journalist, on condition that they do not bring any large or bulky equipment with them and that they do not take a seat.

### Media Accreditations Centre: opening hours

Thursday	8.00 h – 18.00 h
Friday	8.00 h – 16.00 h
Saturday	8.00 h – 12.00 h
Sunday	Closed

### Media Centre: opening hours

Thursday	9.00 h - 22.00 h
Friday	7.00 h - 23.00 h
Saturday	7.00 h - 23.00 h
Sunday	7.00 h - until the last journalist leaves

### Welcome Desk

At the Welcome Desk, journalists can ask for a seat in the press room, a locker and the Press Kit.

FIA permanent pass holders can also pick up their parking for the next race and must sign the attendance list. Apart from that, tabards for permanent credential holders are also available.

Journalist who need a private telephone line with the national company Belgacom, ask for it at the *Welcome Desk*.

### Telecom Desk

The telecom desk offers to journalists a service for using telephones and computers with internet connexion and the possibility to print in this room .

### Media Car Park Shuttle Service

A shuttle service will be available to ease the journalists and photographers' transfers from the Media Car Park to the Media Centre and vice versa. The starting point is next F1 paddock entry.

## Photographer's area operation

The photographers' area is located next the Press Room in the F1 Paddock. There is room available for 150 photographers approximately with 159 lockers. The request of telephone lines and internet connection works as in the Press Room.

Photographers with FIA permanent pass can pick up their tabard at the *Welcome Desk*.

A camera repair service will be available to all photographers free of charge.

### Media Accreditations Centre: opening hours

Thursday	8.00 h – 18.00 h
Friday	8.00 h – 16.00 h
Saturday	8.00 h – 12.00 h
Sunday	Closed

### Media Centre: opening hours

Thursday	9.00 h - 22.00 h
Friday	7.00 h - 23.00 h
Saturday	7.00 h - 23.00 h
Sunday	7.00 h - until the last photographer's leaves

### Photo bus service around the service track

A photo bus (3) service will be available to ease the photographers' transfers around the service tracks. You will find the starting points, as shown in the attached map.

### Timetable for shuttle service

#### Practice sessions

First departure 60' before the start of the session.

#### Qualifying session

Last departure 40' before the start of the session.

Pick up 5'/10' after the chequered flag (several trips over at least half an hour)

#### Race

First departure 90' before the starting time of the race.

Last departure 75' before the start of the race

## Press conference schedule

### Thursday- 15:00h- Press Conference Room

A maximum of six drivers chosen by the FIA F1 Head of Communications.

### Friday- 16:00h- Press Conference Room

Six team personalities chosen by the FIA F1 Head of Communications.

### Saturday- After the qualifying- Press Conference Room

TV unilateral interview with top three drivers of the qualifying session.

Post-Qualifying Press Conference with top three drivers of the qualifying session.

### Sunday- After the race - Press Conference Room

TV unilateral interview with top three finishing drivers.

Post Race Press Conference with top - three finishing drivers.

Thursday and Friday Press Conferences will be divided into two sections. **The first part** of the print media conference (approx. 25 mins) in the press conference room, will be devoted to those nominated in Part 1 in the above lists. During this part of the conference, those nominated in Part 2 of each Press Conference list **will be available in the TV pen for broadcast media.**

After 25 minutes, those in the TV pen for the first section will be accompanied **by the FIA** from the TV pen to the press conference room for the second part of the print media press conference. Those in the press conference room will be taken to the TV pen for interview by broadcast media.

All Press Conferences will take place in the Press Conference Room. **The TV pen will be located outside the paddock between the entrance (Race Control side) and the Media Centre, in order to be closer to the Press Conference Room.**

Qualifying and post-race press conferences will take place after the television unilateral interviews and the podium ceremony, which will be broadcast in the Media Centre and the Press Conference Room.

Photographers with 'One event' passes may only enter the Press Conference Room in order to take photographs of official press conferences held throughout the event. They will be allowed into the Press Conference Room 15 minutes before the press conference starts and must leave as soon as it has finished.

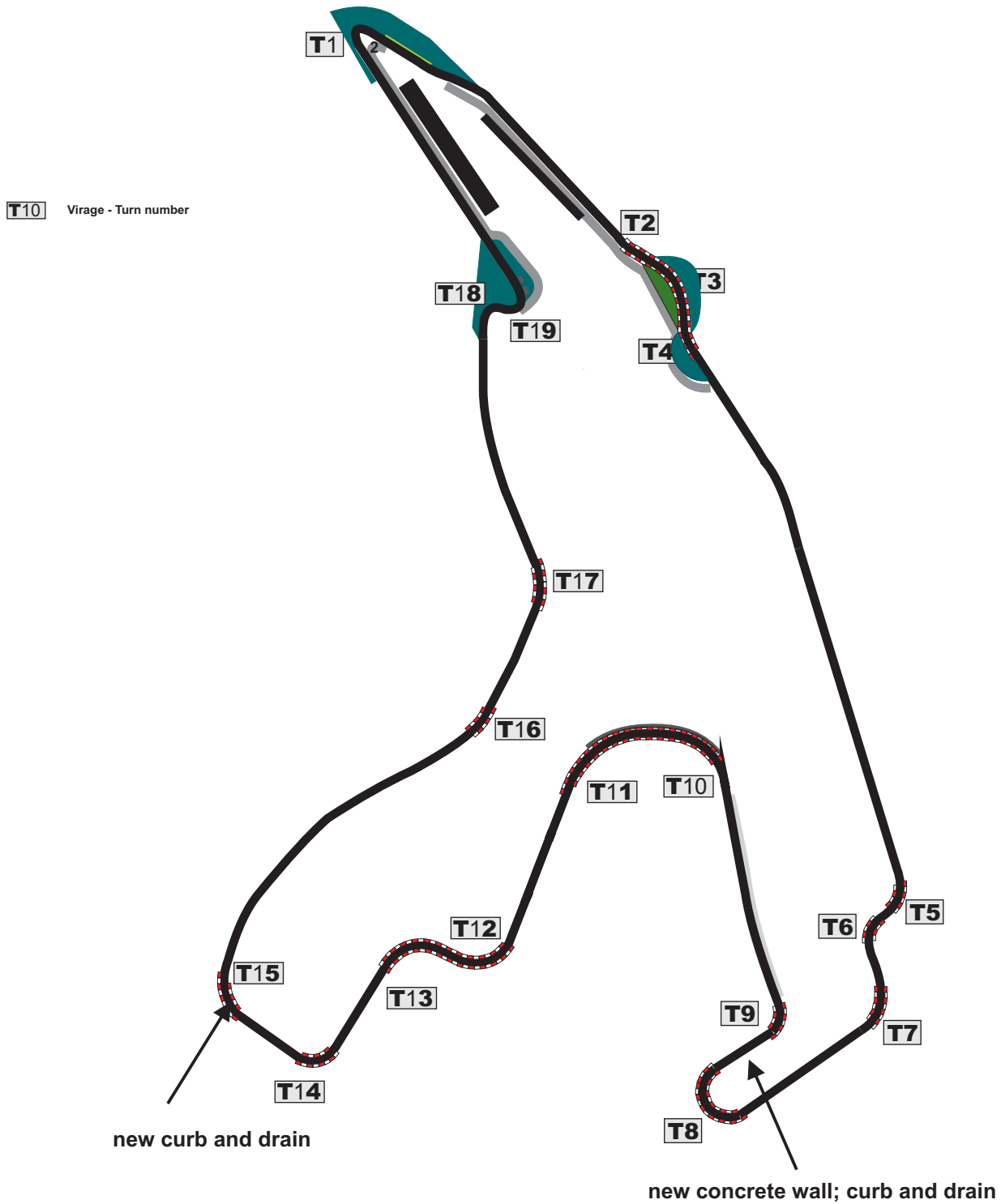
### Additional Media Opportunities

**Qualifying:** All drivers eliminated in Q1 or Q2 will be available for media interviews immediately after the end of each session, as will drivers who participated in Q3, but who are not required for the post-qualifying press conference, at the back of the FIA garage, paddock side.

**Race:** Any driver retiring before the end of the race will be available for media interviews after his return to the paddock. In addition, all drivers who finish the race outside the top three will be available for media interviews immediately after the end of the race, at each team's individual garage/hospitality or at the back of the FIA garage.

During the race every team will make at least one senior spokesperson available for interviews by officially accredited TV crews. A list of those nominated will be available in the media centre.

## 2017 track modifications



full new Race Control and 33 new HD cameras around the track

## Officials of the meeting

Clerk of the Course

Roland Bruynseraede

Steward of the meeting

Yves Bacquelaïne

Secretary of the Meeting

Xavier Schene

National Scrutineer

Jean-Pierre De Backer

National Medical Officer

Dr. Christian Wahlen

National Press Officer

Guy Basyn

### FIA

Race Director, Safety Delegate Starter

Charlie Whiting

Medical Delegate

Dr. Alain Chantegret

Technical Delegate

Jo Bauer

FIA Head of Communication & Media Delegate

Matteo Bonciani

Commissaires sportifs

G. Ennser, B. Lekhal,  
M. Salo

FIA F1 Observer

Laurent Mekies

Safety Car Driver

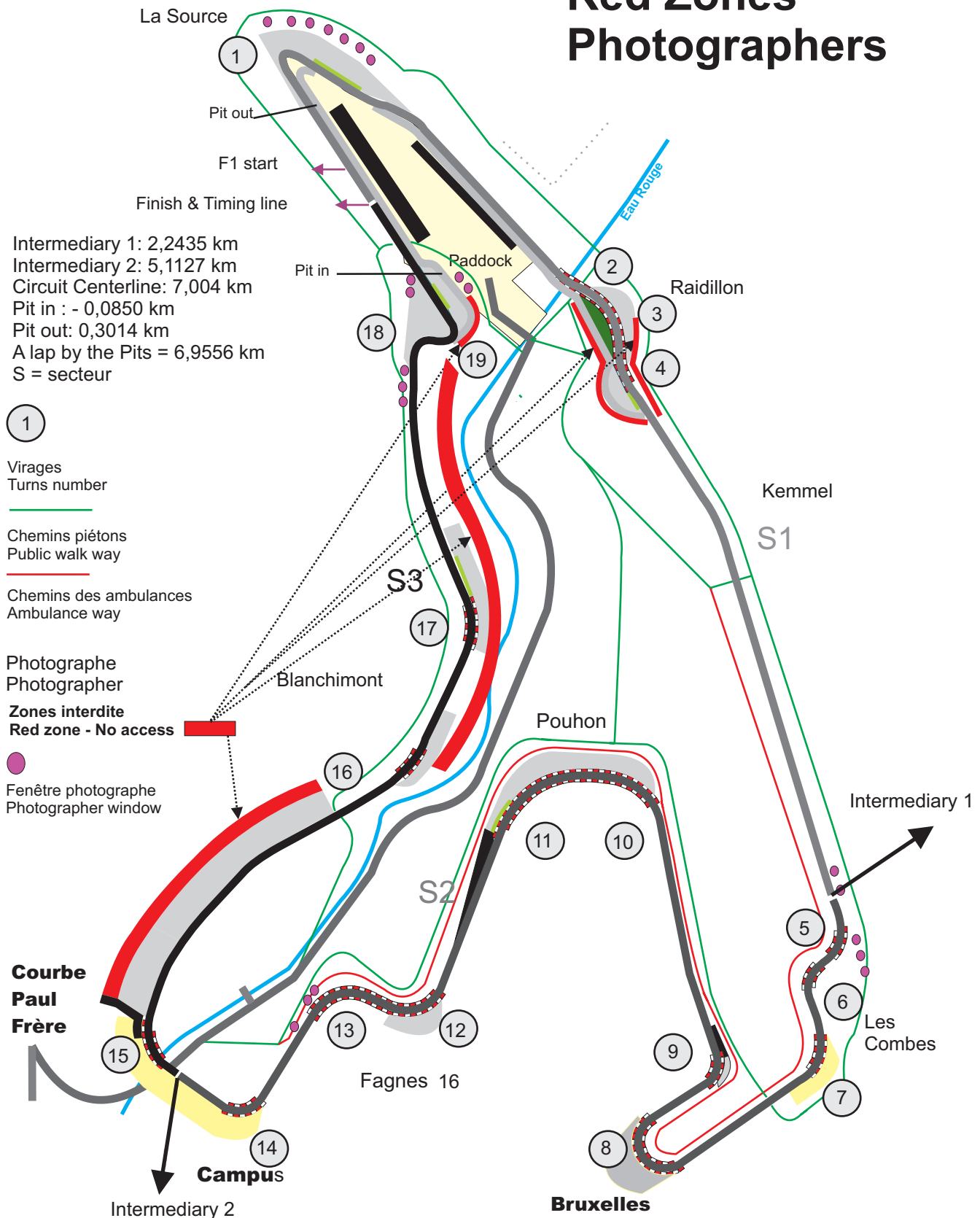
Bernd Mayländer

Medical Car Driver

Alan van der Merwe

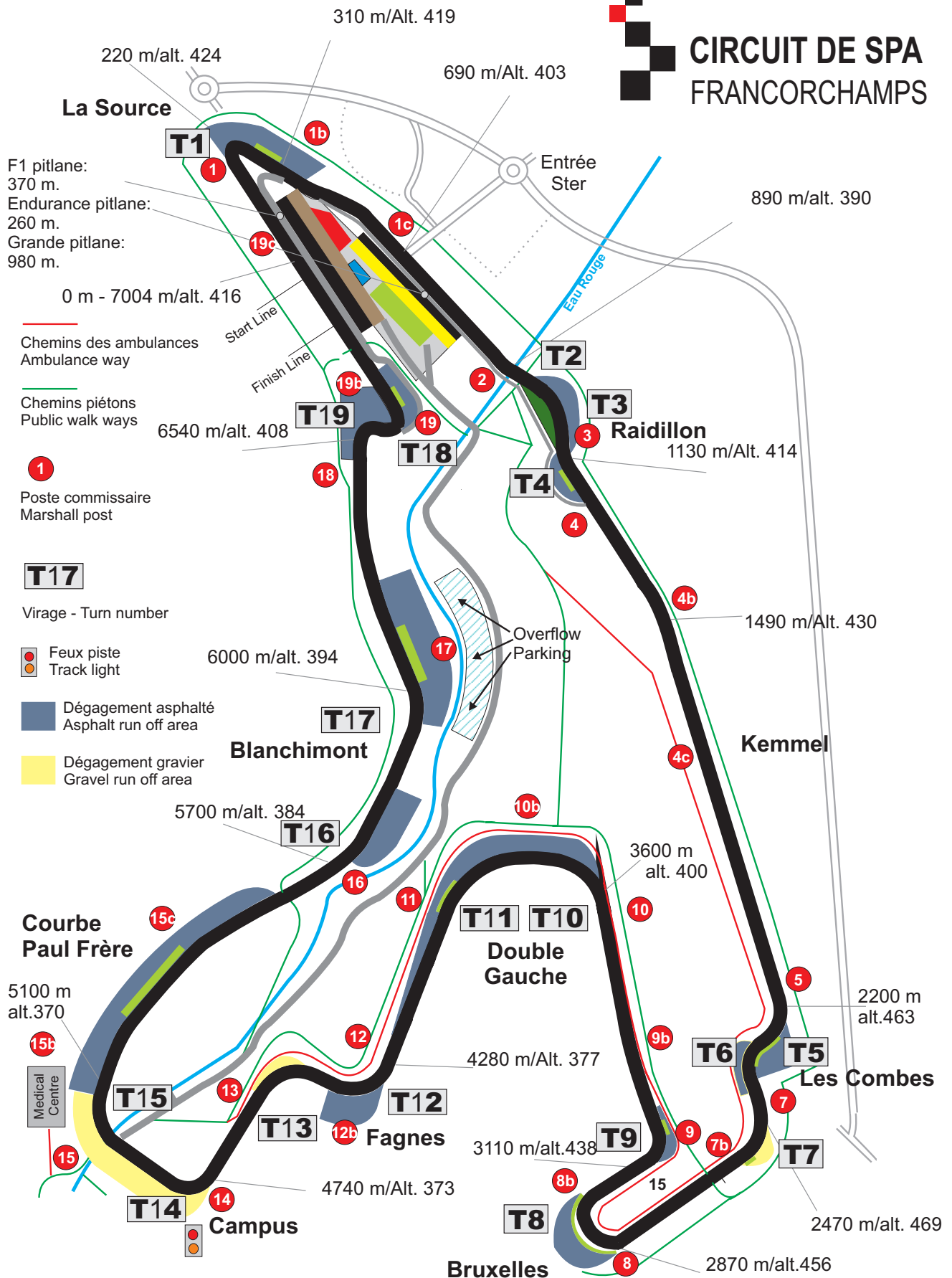


# Track information Red Zones Photographers





# CIRCUIT DE SPA FRANCORCHAMPS





## Belgian Grand Prix 2016 briefly

### Promotor

Spa Grand Prix  
Director: André Maes  
Phone : +32/87 22 44 66  
Fax: +32/87 22 44 55  
E-mail: info@spagrandprix.com

### Number of GP : 46

First GP  
June 10 1950  
Number of lap  
44 - 308.052 km

### Track

Lenght: 7003.95 m  
Number of corners  
19: left - 10: right - 9

### Altitude

391 - before Eau Rouge  
Low: corner  
High: 470 - after Les Combes corner

### Best Race lap - 2009

Sebastian Vettel: 1'47" '263

### Record Pole

Mark Webber : 1'45"778 2010

### Pole 2016

Nic Rosberg  
Mercedes - 1'46" '744

### Podium 2016

1. N. Rosberg (Mercedes); 2. D. Ricciardo (Red Bull);  
3. L. Hamilton (Mercedes)

### Last winners

2016: N. Rosberg	Mercedes
2015: L. Hamilton	Mercedes
2014: D. Ricciardo	Red Bull
2013: S. Vettel	Red Bull
2012: J. Button	McLaren
2011: S. Vettel	Red Bull
2010: L. Hamilton	McLaren
2009: K. Raikkonen	Ferrari
2008: F. Massa	Ferrari
2007: K. Raikkönen	Ferrari
2006: No GP	
2005: K. Raikkönen	McLaren
2004: K. Raikkönen	McLaren
2003: No GP	
2002: M. Schumacher	Ferrari
2001: M. Schumacher (Ferrari)	Ferrari
2000: M. Hakkinen	McLaren
1999: D. Coulthard	McLaren
1998: D. Hill	Jordan
1997: M. Schumacher	Ferrari
1996: M. Schumacher	Ferrari
1995: M. Schumacher	Benetton
1994: D. Hill	Williams
1993: D. Hill	Williams
1992: M. Schumacher	Benetton
1991: A. Senna	McLaren
1990: A. Senna	McLaren
1989: A. Senna	McLaren

### World championships

2016: N. Rosberg	Mercedes
2015: L. Hamilton	Mercedes
2014: L. Hamilton	Mercedes
2013: S. Vettel	Red Bull
2012: S. Vettel	Red Bull
2011: S. Vettel	Red Bull
2010: L. Hamilton	Red Bull
2009: J. Button	Brawn GP
2008: L. Hamilton	Ferrari
2007: K. Raikkönen	Ferrari
2006: F. Alonso	Renault
2005: F. Alonso	Renault
2004: M. Schumacher	Ferrari
2003: M. Schumacher	Ferrari
2002: M. Schumacher	Ferrari
2001: M. Schumacher	Ferrari
2000: M. Schumacher	Ferrari
1999: M. Hakkinen	Ferrari
1998: M. Hakkinen	McLaren
1997: J. Villeneuve	Williams
1996: D. Hill	Williams
1995: M. Schumacher	Benetton
1994: M. Schumacher	Williams
1993: A. Prost	Williams
1992: N. Mansell	Williams
1991: A. Senna	McLaren
1990: A. Senna	McLaren
1989: A. Prost	McLaren

## Belgian GP 2016 Starting grid

POS	DRIVER	Q1	LAPS	Q2	LAPS	Q3	LAPS
1	Nico Rosberg	1:48.019	3	1:46.999	3	1:46.744	6
2	Max Verstappen	1:48.407	3	1:47.163	3	1:46.893	6
3	Kimi Raikkonen	1:47.912	3	1:47.664	5	1:46.910	5
4	Sebastian Vettel	1:47.802	3	1:47.944	5	1:47.108	6
5	Daniel Ricciardo	1:48.407	3	1:48.027	3	1:47.216	6
6	Sergio Perez	1:48.106	3	1:47.485	3	1:47.407	6
7	Nico Hulkenberg	1:48.080	3	1:47.317	3	1:47.543	6
8	Valtteri Bottas	1:48.655	3	1:47.918	3	1:47.612	6
9	Jenson Button	1:48.700	6	1:48.051	6	1:48.114	3
10	Felipe Massa	1:47.738	6	1:47.667	3	1:48.263	3
11	Romain Grosjean	1:48.751	6	1:48.316	6		
12	Kevin Magnussen	1:48.800	6	1:48.485	6		
13	Esteban Gutiérrez	1:48.748	6	1:48.598	6		
14	Jolyon Palmer	1:48.901	6	1:48.888	6		
15	Carlos Sainz Jr.	1:48.876	6	1:49.038	3		
16	Pascal Wehrlein	1:48.554	7	1:49.320	4		
17	Felipe Nasr	1:48.949	6				
18	Esteban Ocon	1:49.050	7				
19	Daniil Kvyat	1:49.058	6				
20	Marcus Ericsson	1:49.071	6				
21	Lewis Hamilton	1:50.033	4				
22	Fernando Alonso		1				



2017 FORMULA 1  
PIRELLI  
BELGIAN GRAND PRIX

SPA-FRANCORCHAMPS  
25-26-27 AUGUST

## Belgian GP 2016 Race Classification

POS	DRIVER	TEAM	LAPS	TIME
1	Nico Rosberg	Mercedes AMG Petronas F1 Team	44	1:44:51.058
2	Daniel Ricciardo	Red Bull Racing	44	1:45:05.171
3	Lewis Hamilton	Mercedes AMG Petronas F1 Team	44	1:45:18.692
4	Nico Hulkenberg	Sahara Force India F1 Team	44	1:45:26.965
5	Sergio Perez	Sahara Force India F1 Team	44	1:45:31.718
6	Sebastian Vettel	Scuderia Ferrari	44	1:45:36.452
7	Fernando Alonso	McLaren Honda	44	1:45:50.503
8	Valtteri Bottas	Williams Martini Racing	44	1:45:51.209
9	Kimi Raikkonen	Scuderia Ferrari	44	1:45:52.167
10	Felipe Massa	Williams Martini Racing	44	1:45:56.931
11	Max Verstappen	Red Bull Racing	44	1:46:02.196
12	Esteban Gutiérrez	Haas F1 Team	44	1:46:04.935
13	Romain Grosjean	Haas F1 Team	44	1:46:07.532
14	Daniil Kvyat	Scuderia Toro Rosso	44	1:46:18.155
15	Jolyon Palmer	Renault Sport F1 Team	44	1:46:24.223
16	Esteban Ocon	Manor Racing MRT	43	1:45:02.381
17	Felipe Nasr	Sauber F1 Team	43	1:45:03.537
18	Kevin Magnussen	Renault Sport F1 Team	5	0:10:09.440
19	Marcus Ericsson	Sauber F1 Team	3	0:07:02.359
20	Carlos Sainz Jr.	Scuderia Toro Rosso	1	0:02:05.072
21	Jenson Button	McLaren Honda	1	0:02:21.859
22	Pascal Wehrlein	Manor Racing MRT	0	

## Belgian GP : Historic

Year	Date	Laps	Lap Dist.	Race Dist.	Pole	Winner
2016	Aug 28	44	7.004 km	308.052 km	Nico Rosberg	Nico Rosberg
2015	Aug 23	44	7.004 km	308.052 km	Hamilton Lewis	Hamilton Lewis
2014	Aug 24	44	7.004 km	308.052 km	Rosberg Nico	Ricciardo Daniel
2013	Aug-25	44	7.004 km	308.052 km	Hamilton, Lewis	Vettel Sebastian
2012	Sep-02	44	7.004 km	308.052 km	Button, Jenson	Button, Jenson
2011	Aug-28	44	7.004 km	308.052 km	Vettel, Sebastian	Vettel, Sebastian
2010	Aug-29	44	7.004 km	308.052 km	Webber, Mark	Hamilton, Lewis
2009	Aug-30	44	7.004 km	308.052 km	Fisichella, Giancarlo	Räikkönen, Kimi
2008	Sep-07	44	7.004 km	308.052 km	Hamilton, Lewis	Massa, Felipe
2007	Sep-16	44	7.004 km	308.176 km	Räikkönen, Kimi	Räikkönen, Kimi
2005	Sep-11	44	6.976 km	306.927 km	Montoya, Juan Pablo	Räikkönen, Kimi
2004	Aug-29	44	6.976 km	306.927 km	Trulli, Jarno	Räikkönen, Kimi
2002	Sep-01	44	6.963 km	306.355 km	Schumacher, Michael	Schumacher, Michael
2001	Sep-02	44	6.968 km	306.592 km	Montoya, Juan Pablo	Schumacher, Michael
2000	Aug-27	44	6.968 km	306.592 km	Häkkinen, Mika	Häkkinen, Mika
1999	Aug-29	44	6.968 km	306.592 km	Häkkinen, Mika	Coulthard, David
1998	Aug-30	44	6.968 km	306.592 km	Häkkinen, Mika	Hill, Damon
1997	Aug-24	44	6.968 km	306.592 km	Villeneuve, Jacques	Schumacher, Michael
1996	Aug-25	44	6.968 km	306.592 km	Villeneuve, Jacques	Schumacher, Michael
1995	Aug-27	44	6.974 km	306.856 km	Berger, Gerhard	Schumacher, Michael
1994	Aug-28	44	7.001 km	308.044 km	Barrichello, Rubens	Hill, Damon
1993	Aug-29	44	6.974 km	306.856 km	Prost, Alain	Hill, Damon
1992	Aug-30	44	6.974 km	306.856 km	Mansell, Nigel	Schumacher, Michael
1991	Aug-25	44	6.940 km	305.360 km	Senna, Ayrton	Senna, Ayrton
1990	Aug-26	44	6.940 km	305.360 km	Senna, Ayrton	Senna, Ayrton
1989	Aug-27	44	6.940 km	305.360 km	Senna, Ayrton	Senna, Ayrton
1988	Aug-28	43	6.940 km	298.420 km	Senna, Ayrton	Senna, Ayrton
1987	May-17	43	6.940 km	298.420 km	Mansell, Nigel	Prost, Alain
1986	May-25	43	6.940 km	298.420 km	Piquet, Nelson	Mansell, Nigel
1985	Sep-15	43	6.940 km	298.420 km	Prost, Alain	Senna, Ayrton
1983	May-22	40	6.949 km	278.620 km	Prost, Alain	Prost, Alain
1970	Jun-07	28	14.100 km	394.800 km	Stewart, Jackie	Rodríguez, Pedro
1968	Jun-09	28	14.100 km	394.800 km	Amon, Chris	McLaren, Bruce
1967	Jun-18	28	14.100 km	394.800 km	Clark, Jim	Gurney, Dan
1966	Jun-12	28	14.100 km	394.800 km	Surtees, John	Surtees, John
1965	Jun-13	32	14.100 km	451.200 km	Hill, Graham	Clark, Jim
1964	Jun-14	32	14.100 km	451.200 km	Gurney, Dan	Clark, Jim
1963	Jun-09	32	14.100 km	451.200 km	Hill, Graham	Clark, Jim
1962	Jun-17	32	14.100 km	451.200 km	Hill, Graham	Clark, Jim
1961	Jun-18	30	14.100 km	423.000 km	Hill, Phil	Hill, Phil
1960	Jun-19	36	14.100 km	507.600 km	Brabham, Jack	Brabham, Jack
1958	Jun-15	24	14.100 km	338.400 km	Hawthorn, Mike	Brooks, Tony
1956	Jun-03	36	14.120 km	508.320 km	Fangio, Juan Manuel	Collins, Peter
1955	Jun-05	36	14.120 km	508.320 km	Castellotti, Eugenio	Fangio, Juan Manuel
1954	Jun-20	36	14.120 km	508.320 km	Fangio, Juan Manuel	Fangio, Juan Manuel
1953	Jun-21	36	14.120 km	508.320 km	Fangio, Juan Manuel	Ascari, Alberto
1952	Jun-22	36	14.120 km	508.320 km	Ascari, Alberto	Ascari, Alberto
1951	Jun-17	36	14.120 km	508.320 km	Fangio, Juan Manuel	Farina, Giuseppe
1950	Jun-18	35	14.120 km	494.200 km	Farina, Giuseppe	Fangio, Juan Manuel

## Historic 2

### Francorchamps Profil

Location	Type	GP	First GP	First GP Winner	Last GP	Last GP Winner
Spa-Francorchamps	Road	46	BEL 1950	Fangio, Juan Manuel	BEL 2016	Nico Rosberg

### Configurations and fastest laps records

1	1970	14.100 km	Amon, Chris	1970	03:27.4	244.744 km/h
1	1983	6.949 km	de Cesaris, Andrea	1983	02:07.493	196.218 km/h
7	1985-1991	6.940 km	Prost, Alain	1990	01:55.087	217.088 km/h
3	1992-1993; 1995	6.974 km	Prost, Alain	1993	01:51.095	225.990 km/h
1	1994	7.001 km	Hill, Damon	1994	01:57.117	215.200 km/h
6	1996-2001	6.968 km	Schumacher, Michael	2001	01:49.758	228.546 km/h
1	2002	6.963 km	Schumacher, Michael	2002	01:47.176	233.884 km/h
2	2004-2005	6.976 km	Räikkönen, Kimi	2004	01:45.108	238.931 km/h
6	2007-2016	7.004 km	Vettel, Sebastian	2009	01:47.263	235.071 km/h

### Nivelles Profil

Location	Type	GP	First GP	First GP Winner	Last GP	Last GP Winner
Nivelles, Belgium	Race	2	BEL 1972	Fittipaldi, Emerson	BEL 1974	Fittipaldi, Emerson

### Configurations and fastest laps records

Year	Date	Laps	Lap Dist.	Race Dist.	Pole ?	Winner	Fastest Lap
1974	May-12	85	3.724 km	316.540 km	Regazzoni, Clay	Fittipaldi, Emerson	Hulme, Denny
1972	Jun-04	85	3.724 km	316.540 km	Fittipaldi, Emerson	Fittipaldi, Emerson	Amon, Chris

### Zolder Profil

Location	Type	GP	First GP	First GP Winner	Last GP	Last GP Winner
Zolder, Belgium	Race	10	BEL 1973	Stewart, Jackie	BEL 1984	Alboreto, Michele

### Configurations and fastest laps records

Year	Date	Laps	Lap Dist.	Race Dist.	Pole ?	Winner	Fastest Lap
1984	Apr-29	70	4.262 km	298.340 km	Alboreto, Michele	Alboreto, Michele	Arnoux, René
1982	May-09	70	4.262 km	298.340 km	Prost, Alain	Watson, John	Watson, John
1981	May-17	70	4.262 km	298.340 km	Reutemann, Carlos	Reutemann, Carlos	Reutemann, Carlos
1980	May-04	72	4.262 km	306.864 km	Jones, Alan	Pironi, Didier	Laffite, Jacques
1979	May-13	70	4.262 km	298.340 km	Laffite, Jacques	Scheckter, Jody	Villeneuve, Gilles
1978	May-21	70	4.262 km	298.340 km	Andretti, Mario	Andretti, Mario	Peterson, Ronnie
1977	Jun-05	70	4.262 km	298.340 km	Andretti, Mario	Nilsson, Gunnar	Nilsson, Gunnar
1976	May-16	70	4.262 km	298.340 km	Lauda, Niki	Lauda, Niki	Lauda, Niki
1975	May-25	70	4.262 km	298.340 km	Lauda, Niki	Lauda, Niki	Regazzoni, Clay
1973	May-20	70	4.220 km	295.400 km	Peterson, Ronnie	Stewart, Jackie	Cévert, François



# World Championship 2016

## Drivers

POS	DRIVERS	AUS	BHR	CHN	RUS	ESP	MCO	CAN	AZE	AUT	GBR	HUN	DEU	BEL	ITA	SGP	MYS	JPN	USA	MEX	BRA	ARE	PTS
1.	Nico Rosberg	25	25	25	25	0	6	10	25	12	15	18	12	25	25	25	15	25	18	18	18	18	385pts
2.	Lewis Hamilton	18	15	6	18	0F	25	25	10	25	25	25	25	15	18	15	0	15	25	25	25	25	380pts
3.	Daniel Ricciardo	12	12	12	0	12	18	6	6	10	12	15	18	18	10	18	25	8	15	15	4	10	256pts
4.	Sebastian Vettel	15	0	18	0	15	12	18	18	0	2	12	10	8	15	10	0	12	12	10	10	15	212pts
5.	Max Verstappen	1	8	4	0F	25	0	12	4	18	18	10	15	0	6	8	18	18	0	12	15	12	204pts
6.	Kimi Raikkonen	0	18	10	15	18	0	8	12	15	10	8	8	2	12	12	12	10	0	8	0	8	186pts
7.	Sergio Pe rez	03	0	0	2	6	15	1	15	0	8	0	1	10	4	4	8	6	4	1	12	4	101pts
8.	Valtteri Bottas	4	2	1	12	10	0	15	8	2	0	2	2	4	8	0	10	1	0	4	0	0	85pts
9.	Nico Hulkenberg	6	0	0	0	0	8	4	2	0	6	1	6	12	1	0	4	4	0	6	6	6	72pts
10.	Fernando Alonso	0	0	0	8	0	10	0	0	0	0	6	0	6	0	6	6	0	10	0	1	1	54pts
11.	Felipe Massa	10	4	8	10	4	1	0	1	0	0	0	0	1	2	0	0	2	6	2	0	2	53pts
12.	Carlos Sainz Jr.	2	0	2	0	8	4	2	0	4	4	4	0	0	0	0	0	0	8	0	8	0	46pts
13.	Romain Grosjean	8	10	0	4	0	0	0	0	6	0	0	0	0	0	0	0	0	1	0	0	0	29pts
14.	Daniil Kvyat	0	6	15	0	1	0	0	0	0	1	0	0	0	0	2	0	0	0	0	0	0	25pts
15.	Jenson Button	0	0	0	1	2	2	0	0	8	0	0	4	0	0	0	2	0	2	0	0	0	21pts
16.	Kevin Magnussen	0	0	0	6	0	0	0	0	0	0	0	0	0	0	1	0	0	0	0	0	0	7pts
17.	Felipe Nasr	0	0	0	0	0	0	0	0	0	0	0	0	0	0	0	0	0	0	0	2	0	2pts
18.	Jolyon Palmer	0	0	0	0	0	0	0	0	0	0	0	0	0	0	0	1	0	0	0	0	0	1pts
19.	Pascal Wehrlein	0	0	0	0	0	0	0	0	1	0	0	0	0	0	0	0	0	0	0	0	0	1pts
20.	Stoffel Vandoorne	0	1	0	0	0	0	0	0	0	0	0	0	0	0	0	0	0	0	0	0	0	1pts
21.	Esteban Gutiérrez	0	0	0	0	0	0	0	0	0	0	0	0	0	0	0	0	0	0	0	0	0	0pts
21.	Marcus Ericsson	0	0	0	0	0	0	0	0	0	0	0	0	0	0	0	0	0	0	0	0	0	0pts
23.	Esteban Ocon	0	0	0	0	0	0	0	0	0	0	0	0	0	0	0	0	0	0	0	0	0	0pts
24.	Rio Haryanto	0	0	0	0	0	0	0	0	0	0	0	0	0	0	0	0	0	0	0	0	0	0pts

## Constructors

POS	TEAMS	AUS	BHR	CHN	RUS	ESP	MCO	CAN	AZE	AUT	GBR	HUN	DEU	BEL	ITA	SGP	MYS	JPN	USA	MEX	BRA	ARE	PTS
1	Mercedes AMG Petronas F1 Team	43	40	31	43	0	31	35	35	37	40	43	37	40	43	40	15	40	43	43	43	43	765pts
2	Red Bull Racing	12	18	27	0	37	18	18	10	28	30	25	33	18	16	26	43	26	15	27	19	22	468pts
3	Scuderia Ferrari	15	18	28	15	33	12	26	30	15	12	20	18	10	27	22	12	22	12	18	10	23	398pts
4	Sahara Force India F1 Team	6	0	0	2	6	23	5	17	0	14	1	7	22	5	4	12	10	4	7	18	10	173pts
5	Williams Martini Racing	14	6	9	22	14	1	15	9	2	0	2	2	5	10	0	10	3	6	6	0	2	138pts
6	McLaren Honda	0	1	0	9	2	12	0	0	8	0	6	4	6	0	6	8	0	12	0	1	1	76pts
7	Scuderia Toro Rosso	3	8	6	0	9	4	2	0	4	5	4	0	0	0	2	0	0	8	0	8	0	63pts
8	Haas F1 Team	8	10	0	4	0	0	0	0	6	0	0	0	0	0	0	0	0	1	0	0	0	29pts
9	Renault Sport F1 Team	0	0	0	6	0	0	0	0	0	0	0	0	0	0	1	1	0	0	0	0	0	8pts
10	Sauber F1 Team	0	0	0	0	0	0	0	0	0	0	0	0	0	0	0	0	0	0	0	2	0	2pts
11	Manor Racing MRT	0	0	0	0	0	0	0	0	1	0	0	0	0	0	0	0	0	0	0	0	0	1pts

## Season 2017: changes

For possibly the first time, the look of the cars has been a central part of the creation of the new regulations for 2017.

The cars are set to look much more 'aggressive' and will be heavier and wider – and run on much fatter tyres. The cars are two metres wide, 20 cm wider than they have been for 20 years. The tyres have increased in width by more than 20 per cent.

The wings will also be wider and the rear wing will be lower than in 2016.

### **Tyres**

The front tyres have expanded from a 2016 size of 245 mm wide thread to 305 mm. The rear tyres from 325 mm wide thread to 405 mm wide thread.

### **Wings**

The front wing has increased from a 1650 mm span to 1800 mm. The rear wings are lower, but wider - changing from 750 mm wide, and 950 mm high, to 950 and 800, respectively.

### **Weight**

The overall gross weight has increased from 702 kg maximum to 722 kg plus tyres (estimated at five kgs).

### **Speed**

The various and many changes are expected to improve lap times by more than three seconds due, in particular, to "aerodynamic rules evolution, wider tyres and reduction of car weight".

The final generation 2016 cars were fast enough to set track records at many circuits including Bahrain and Austria. World champion Nico Rosberg recorded a pole lap time at the Hungarian Grand Prix that was more than two seconds faster than in 2015.

### **Engines**

The 1.6-litre hybrid turbos are set to continue this year and remain until at least 2020. The engine token system has been abandoned and will no longer be used. The price of engines, for customer teams, has been reduced by one million Euros per season and a further reduction by three million euros is set for 2018. A boost pressure constraint is being introduced in 2017. Drivers are to be limited to a maximum of four power units per season, instead of five as in 2016.

### **Sound**

Calls for more noise from the engines have been heard. Higher revving engines with an increased level of noise are promised.

### **Safety Car starts and re-starts**

If a race starts behind a Safety Car, as in Monaco, Britain and Brazil in 2016, a standing re-start will be used when the Safety Car returns to the pits and the track conditions are deemed to be safe for racing.

### **Qualifying**

Qualifying continues to be one hour of on-track action broken into three parts – a Q1 period of 16 minutes followed by two further sessions of 15 and 14 minutes respectively for Q2 and Q3.

## Entry Listy

N°	DRIVER	TEAM	ENGINE	CHASSIS
8	Romain GROSJEAN	Haas F1 Team	FERRARI	HAAS
20	Kevin MAGNUSSEN	HAAS F1 TEAM	FERRARI	HAAS
27	Nico HULKENBERG	Renault Sport Formula One Team	RENAULT	RENAULT
30	Jolyon PALMER	Renault Sport Formula One Team	RENAULT	RENAULT
14	Fernando ALONSO	McLaren Honda Formula 1 Team	HONDA	MCLAREN
2	Stoffel VANDORNE	Mclaren Honda Formula 1 Team	HONDA	MCLAREN
44	Lewis HAMILTON	Mercedes AMG Petronas Motorsport	MERCEDES	MERCEDES
77	Valtteri BOTAS	Mercedes AMG Petronas Motorsport	MERCEDES	MERCEDES
3	Daniel RICCIARDO	RED BULL Racing	TAG HEUER	RED BULL RACING
33	Max VERSTAPPEN	RED BULL Racing	TAG HEUER	RED BULL RACING
11	Sergio PEREZ MENDOZA	Sahara Force India F1 Team	MERCEDES	FORCE INDIA
31	Esteban OCON	Sahara Force India F1 Team	MERCEDES	FORCE INDIA
9	Marcus ERICSSON	Sauber F1 Team	FERRARI	SAUBER
18	Lance STROLL	Sauber F1 Team	FERRARI	SAUBER
5	Sebastian VETTEL	Scuderia Ferrari	FERRARI	FERRARI
7	Kimi RAIKKONEN	Scuderia Ferrari	FERRARI	FERRARI
55	Carlos SAINZ Jr	Scuderia Toro Rosso	TBC	SCUDERIA TORO ROSSO
26	Daniil KVYAT	Scuderia Toro Rosso	TBC	SCUDERIA TORO ROSSO
77	Valtteri BOTTAS	Williams Martini Racing	MERCEDES	WILLIAMS
18	Lance STROLL	Williams Martini Racing	MERCEDES	WILLIAMS



2017 FORMULA 1  
PIRELLI  
BELGIAN GRAND PRIX

SPA-FRANCORCHAMPS  
25-26-27 AUGUST

## Calendar 2017

Race	Grand Prix	Date
1	Australian Grand Prix (Melbourne)	26 March
2	Chinese Grand Prix (Shanghai)	9 April
3	Bahrain Grand Prix (Sakhir)	16 April
4	Russian Grand Prix (Sotchi)	30 April
5	Spain Grand Prix (Barcelona)	14 May
6	Monaco Grand Prix (Monte-Carlo)	28 May
7	Canadian Grand Prix (Montréal)	11 June
8	European Grand Prix (Bakou - Azerbaïdjan)	25 June
9	Austrian Grand Prix (Spielberg)	2 July
10	British Grand Prix (Silverstone)	16 July
11	Hungaria Grand Prix (Budapest)	30 July
<b>12</b>	<b>Belgian Grand Prix (Spa-Francorchamps)</b>	<b>27 August</b>
13	Italian Grand Prix (Monza)	3 September
14	Singapore Grand Prix (Marina Bay)	17 September
15	Malaysian Grand Prix (Sepang)	1 October
16	Japanese Grand Prix (Suzuka)	8 October
17	USA Grand Prix (Austin)	22 October
18	Mexican Prix (Mexico City)	29 October
19	Brazilian Grand Prix (Interlagos)	12 November
20	Abu Dhabi Grand Prix (Yas Marina)	26 November

## Mercedes AMG Petronas Formula One Team

---



First Grand Prix 1954  
Races 159  
Championships 4

Seasons 10

Full name: Lewis Carl Hamilton  
Birth date: January 7, 1985  
Birthplace: Tewin, Great Britain  
Current age: 33 years  
Height: 1.75 m  
Weight: 66 kg  
Current team: Mercedes  
Previous teams: McLaren

Full name: Valtteri Bottas  
Birth date: August 28, 1989  
Birthplace: Nastola, Finland  
Current age: 27 years  
Height: 1.73 m  
Weight: 69 kg  
Current: team Mercedes  
Previous teams: Williams

## Red Bull Racing Limited

---



First Grand Prix 2005  
Races 235  
Championships 4

Seasons 13

Full name: Daniel Ricciardo  
Birth date: July 1, 1989  
Birthplace: Perth, Australia  
Current age: 28 years  
Height: 1,80m  
Weight: 70,5 kg  
Current team: Red Bull  
Previous teams: HRT, Toro Rosso

Full name: Max Verstappen  
Birth date: September 30, 1997  
Birthplace: Hasselt Belgium  
Current age: 19 years  
Height: 1.80 m  
Weight: 67 kg  
Current team: Red Bull  
Previous teams: Toro Rosso

## Scuderia Ferrari

---

First Grand Prix 1950  
Races 940  
Championships 16

Full name: Sebastian Vettel  
Birth date: July 3, 1987  
Birthplace: Heppenheim, Germany  
Current age: 30 years  
Height: 1.76 m  
Weight: 58 kg  
Current team: Ferrari  
Previous teams: BMW Sauber, Red Bull, Toro Rosso



Seasons 68

Full name: Kimi-Matias Räikkönen  
Nickname: Iceman  
Birth date: October 17, 1979  
Birthplace: Espoo, Finland  
Current age: 37 years  
Height: 1.75 m  
Weight: 62 kg  
Current team: Ferrari  
Previous teams: Lotus, McLaren, Sauber

## Force India Formula 1 Team Limited

---

First Grand Prix 2008  
Races 182  
Championships 0

Full name: Sergio Perez  
Nickname: Checo  
Birth date: January 26, 1990  
Birthplace: Guadalajara, Mexico  
Current age: 28 years  
Current team: Force India  
Previous teams: McLaren, Sauber



Seasons 9  
Wins 0

Full name: Esteban Ocon  
Birth date: September 17, 1996  
Birthplace: Evreux, France  
Current age: 20 years  
Height: 1.86 m  
Weight: 66 kg  
Current: team Force India  
Previous teams: Manor

## Williams GP Engineering Limited

---



First Grand Prix 1975  
Races 693  
Championships 9

Full name: Lance Stroll  
Birth date: October 29, 1998  
Birthplace: Montreal, Canada  
Current age: 18 years  
Height: 1.82 m  
Weight: 70 kg  
Current team:

Seasons 48  
Wins 0

Full name: Felipe Massa  
Birth date: April 25, 1981  
Birthplace: Sao Paulo, Brazil  
Current age: 36 years  
Height: 1.66 m  
Weight: 59 kg  
Current team: Williams  
Previous teams: Ferrari, Sauber

## McLaren Honda Formula One Team

---



First Grand Prix 1966  
Races 812  
Championships 8

Full name: Fernando Alonso Díaz  
Birth date: July 29, 1981  
Birthplace: Oviedo, Spain  
Current age: 36 years  
Height: 1.71 m  
Weight: 68 kg  
Current team: McLaren  
Previous teams: Ferrari, Minardi, Renault

Seasons 52

Full name: Stoffel Vandoorne  
Birth date: March, 26, 1992  
Birthplace: Courtrain, Belgium  
Current age: 25 years  
Height: 1.77 m  
Weight: 67 kg  
Current team: McLaren  
Previous teams: McLaren

# Scuderia Toro Rosso SpA

---



First Grand Prix 2006  
Races 217  
Championships 0

Full name: Daniil Kvyat  
Birth date: April 26, 1994  
Birthplace: Bachkortostan, Russia  
Current age: 23 years  
Height: 1.81 m  
Weight: 64 kg  
Current team: Toro Rosso  
Previous team: Toro Rosso, Red Bull Racing

Seasons 12

Full name: Carlos Sainz Jr  
Birth date: September 1, 1994  
Birthplace: Madrid, Spain  
Current age: 22 years  
Height: 1.77 m  
Weight: 66 kg  
Current team: Toro Rosso

# Haas F1 Team

---



First Grand Prix 2016  
Races 32  
Championships 0

Full name: Romain Grosjean  
Birth date: April 17, 1986  
Birthplace: Genève, Switzerland  
Current: 31 years  
Height: 1.80 m  
Weight: 72 kg  
Current team: Haas  
Previous teams: Renault, Lotus

Seasons 2  
Wins

Full name: Kevin Magnussen  
Birth date: October 5, 1992  
Birthplace: Roskilde Danish  
Current: 24 years  
Height: 1,74 m  
Weight: 68 kg  
Current team: Haas  
Previous teams: McLaren, Renault



## Renault Sport Formula One Team

---



First Grand Prix 1977  
Races 332  
Championships 2

Full name: Nico Hülkenberg  
Birth date: August 19, 1987  
Birthplace: Emmerich am Rhein, Germany  
Current age: 30 years  
Height: 1.84 m  
Weight: 74 kg  
Current team: Renault  
Previous teams: Williams, Force India, Sauber,  
Force India

Seasons 40

Full name: Jolyon Palmer  
Birth date: January 20, 1991  
Birthplace: Horsham England  
Current age: 27 years  
Height: 1.83 m  
Weight: 73 kg  
Current team: Renault  
Previous teams:

## Sauber F1 Team

---



First Grand Prix 1993  
Races 322  
Championships 0

Full name: Marcus Ericsson  
Birth date: September 2, 1990  
Birthplace: Kumla, Sweden  
Current age: 26 years  
Height: 1.82 m  
Weight: 65 kg  
Current team: Sauber  
Previous teams: Caterham

Seasons 25  
Wins 0

Full name: Pascal Werhlein  
Birth date: October 18, 1994  
Birthplace: Sigmaringen, Germany  
Current age: 22 years  
Height: 1.75 m  
Weight: 61 kg  
Current team: Sauber  
Previous teams: Williams

## Media contacts

### Red Bull Racing

**Head of Communications: Ben Wyatt**  
+44 7771 854 238 – ben.wyatt@redbullracing.com  
**Press Officer: James Ranson**  
+44 7834 526 354 – james.ranson@redbullracing.com

### McLaren

**Head of Communications & PR: Matt Bishop**  
+44 7976 835 878 – matt.bishop@mclaren.com  
**Media Manager: Steve Cooper**  
+44 7881 426 460 – steve.cooper@mclaren.com  
**PR Officer: Silvia Hoffer Frangipane**  
+44 7584 218 639 – silvia.hoffer@mclaren.com

### Mercedes AMG Petronas F1 Team

**Head of Motorsport Communications: Bradley Lord:**  
+49 151 58621 997 blord@mercedesamgf1.com  
**Media Officer: Rosa Herrero** - +44 7469 353 191 –  
rherrerovenegas@mercedessamgf1.com

### Sahara Force India F1 Team

**Communications Manager: Will Hings**  
+44 7734 202020 – will.hings@forceindiaf1.com

### Scuderia Toro Rosso

**Head of Communications: Fabiana Valenti**  
+39 335 711 3694 – fabiana.valenti@tororosso.com  
**Press Officer: Tabatha Valls**  
+39 348 6095017 – tabatha.vallshalling@tororosso.com

### Pirelli

**Head of F1 Communications: Roberto Boccafogli**  
+39 335 1256694 – roberto.boccafogli@pirelli.com

### Scuderia Ferrari

**Head of Motorsport Press Office: Alberto Antonini**  
+39 334 055 66 35 – alberto.antonini@ferrari.com  
**Press Officer: Stefania Bocchi** –  
Stefania.bocchi@ferrari.com  
**Media & PR Consultant Sebastian Vettel: Britta Roeske**  
+44 7764 386 402 – britta.roeske@sebastianvettel.com

### Renault F1 team

**Head of Communications: Andy Stobart**  
+44 7703 366 151 – andy.stobart@uk.renaultsportracing.com  
**Media Communication Manager: Clarisse Hoffmann**  
+44 7747 468 273 –  
clarisse.hoffmann@uk.renaultsportracing.com  
**Media Communication Manager: Aurelie Donzelot** +44 7825 938  
476 aurelie.donzelot@uk.renaultsportracing.com

### Sauber F1 Team

**Head of Communications: Robert Höpoltzeder** -  
0041 79 770 1819 – robert.hoepoltzeder@sauber-motorsport.com  
**Communication Manager: Marleen Seilheimer**  
marleen.seilheimer@sauber-motorsport.com - 0041 79 264 28 49

### Williams F1 Team

**Press officer: Amy Easton**  
+44 7483 012 981 amy.easton@williamsf1.com  
**Head of Communications: Sophie Ogg**  
+44 7977 27 5762 – sophie.ogg@williamsf1.com

### Honda R&D Europe (UK) Ltd.

**Communications Manager: Yusuke Suzuki** +44 7827 845 714 –  
Yusuke\_suzuki@uk.hrdeu.com  
**Press officer: Amanda Hunt** - 0044 7909001416 -  
[amanda\\_hunt@uk.hrdeu.com](mailto:amanda_hunt@uk.hrdeu.com)

### FIA

**F1 Head of Communications: Matteo Bonciani**  
+33676322490 – mbonciani@fia.com

**Australian GP**
**Qualifying classification**

POS	DRIVER	Q1	LAPS	Q2	LAPS	Q3	LAPS
1	Lewis Hamilton	1:24.191	5	1:23.251	3	1:22.188	6
2	Sebastian Vettel	1:25.210	5	1:23.401	6	1:22.456	6
3	Valtteri Bottas	1:24.514	4	1:23.215	3	1:22.481	6
4	Kimi Raikkonen	1:24.352	10	1:23.376	3	1:23.033	6
5	Max Verstappen	1:24.482	7	1:24.092	6	1:23.485	5
6	Romain Grosjean	1:25.419	8	1:24.718	6	1:24.074	3
7	Felipe Massa	1:25.099	7	1:24.597	6	1:24.443	3
8	Carlos Sainz Jr.	1:25.542	7	1:24.997	6	1:24.487	3
9	Daniil Kvyat	1:25.970	7	1:24.864	6	1:24.512	3
10	Daniel Ricciardo	1:25.383	5	1:23.989	3		2
11	Sergio Perez	1:25.064	7	1:25.081	6		
12	Nico Hulkenberg	1:24.975	6	1:25.091	6		
13	Fernando Alonso	1:25.872	9	1:25.425	6		
14	Esteban Ocon	1:26.009	10	1:25.568	6		
15	Marcus Ericsson	1:26.236	9	1:26.465	6		
16	Antonio Giovinazzi	1:26.419	8				
17	Kevin Magnussen	1:26.847	7				
18	Stoffel Vandoorne	1:26.858	6				
19	Lance Stroll	1:27.143	7				
20	Jolyon Palmer	1:28.244	7				

**Race Classification**

POS	DRIVER	TEAM	LAPS	TIME
1	Sebastian Vettel	Scuderia Ferrari	57	1:24:11.672
2	Lewis Hamilton	Mercedes Amg Petronas F1 Team	57	1:24:21.647
3	Valtteri Bottas	Mercedes Amg Petronas F1 Team	57	1:24:22.922
4	Kimi Raikkonen	Scuderia Ferrari	57	1:24:34.065
5	Max Verstappen	Red Bull Racing	57	1:24:40.499
6	Felipe Massa	Williams Martini Racing	57	1:25:35.058
7	Sergio Perez	Sahara Force India F1 Team	56	1:24:27.579
8	Carlos Sainz Jr.	Scuderia Toro Rosso	56	1:24:28.873
9	Daniil Kvyat	Scuderia Toro Rosso	56	1:24:42.486
10	Esteban Ocon	Sahara Force India F1 Team	56	1:25:20.115
11	Nico Hulkenberg	Renault Sport F1 Team	56	1:25:21.125
12	Antonio Giovinazzi	Sauber F1 Team	55	1:24:44.265
13	Stoffel Vandoorne	Mclaren Honda	55	1:24:58.807
14	Fernando Alonso	Mclaren Honda	50	1:16:26.419
15	Kevin Magnussen	Haas F1 Team	46	1:12:03.297
16	Lance Stroll	Williams Martini Racing	40	1:01:54.421
17	Daniel Ricciardo	Red Bull Racing	25	0:41:12.001
18	Marcus Ericsson	Sauber F1 Team	21	0:33:01.470
19	Jolyon Palmer	Renault Sport F1 Team	15	0:24:07.683
20	Romain Grosjean	Haas F1 Team	13	0:19:47.343

## Chinese GP

### Qualifying classification

POS	DRIVER	Q1	LAPS	Q2	LAPS	Q3	LAPS
1	Lewis Hamilton	1:33.333	4	1:32.406	3	1:31.678	6
2	Sebastian Vettel	1:33.078	3	1:32.391	6	1:31.864	6
3	Valtteri Bottas	1:33.684	5	1:32.552	3	1:31.865	6
4	Kimi Raikkonen	1:33.341	3	1:32.181	6	1:32.140	6
5	Daniel Ricciardo	1:34.041	3	1:33.546	3	1:33.033	6
6	Felipe Massa	1:34.205	3	1:33.759	5	1:33.507	6
7	Nico Hulkenberg	1:34.453	7	1:33.636	6	1:33.580	3
8	Sergio Perez	1:34.657	6	1:33.920	6	1:33.706	3
9	Daniil Kvyat	1:34.440	5	1:34.034	6	1:33.719	6
10	Lance Stroll	1:33.986	8	1:34.090	7	1:34.220	3
11	Carlos Sainz Jr.	1:34.567	5	1:34.150	6		
12	Kevin Magnussen	1:34.942	6	1:34.164	6		
13	Fernando Alonso	1:34.499	5	1:34.372	6		
14	Marcus Ericsson	1:34.892	9	1:35.046	6		
15	Antonio Giovinazzi	1:34.963	8				
16	Stoffel Vandoorne	1:35.023	6				
17	Romain Grosjean	1:35.223	6				
18	Jolyon Palmer	1:35.279	6				
19	Max Verstappen	1:35.433	7				
20	Esteban Ocon	1:35.496	8				

### Race classification

POS	DRIVER	TEAM	LAPS	TIME
1	Lewis Hamilton	Mercedes AMG Petronas F1 Team	56	1:37:36.158
2	Sebastian Vettel	Scuderia Ferrari	56	1:37:42.408
3	Max Verstappen	Red Bull Racing	56	1:38:21.350
4	Daniel Ricciardo	Red Bull Racing	56	1:38:22.193
5	Kimi Raikkonen	Scuderia Ferrari	56	1:38:24.234
6	Valtteri Bottas	Mercedes AMG Petronas F1 Team	56	1:38:24.966
7	Carlos Sainz Jr.	SCUDERIA TORO ROSSO	56	1:38:49.051
8	Kevin Magnussen	Haas F1 Team	55	1:37:45.844
9	Sergio Perez	SAHARA FORCE INDIA F1 TEAM	55	1:38:00.090
10	Esteban Ocon	SAHARA FORCE INDIA F1 TEAM	55	1:38:06.668
11	Romain Grosjean	Haas F1 Team	55	1:38:19.297
12	Nico Hulkenberg	Renault Sport F1 Team	55	1:38:36.150
13	Jolyon Palmer	Renault Sport F1 Team	55	1:38:38.199
14	Felipe Massa	Williams Martini Racing	55	1:38:44.386
15	Marcus Ericsson	Sauber F1 Team	55	1:39:12.856
16	Fernando Alonso	McLaren Honda	33	1:01:12.183
17	Daniil Kvyat	SCUDERIA TORO ROSSO	18	0:36:36.260
18	Stoffel Vandoorne	McLaren Honda	17	0:35:49.080
19	Antonio Giovinazzi	Sauber F1 Team	3	0:07:11.638
20	Lance Stroll	Williams Martini Racing	0	

## Bahrain GP

### Qualifying classification

POS	DRIVER	Q1	LAPS	Q2	LAPS	Q3	LAPS
1	Valtteri Bottas	1:31.041	3	1:29.555	3	1:28.769	6
2	Lewis Hamilton	1:30.814	4	1:29.535	3	1:28.792	6
3	Sebastian Vettel	1:31.037	3	1:29.596	3	1:29.247	6
4	Daniel Ricciardo	1:31.667	3	1:30.497	3	1:29.545	6
5	Kimi Raikkonen	1:30.988	7	1:29.843	3	1:29.567	6
6	Max Verstappen	1:30.904	3	1:30.307	3	1:29.687	6
7	Nico Hulkenberg	1:31.057	6	1:30.169	6	1:29.842	3
8	Felipe Massa	1:31.373	3	1:30.677	3	1:30.074	6
9	Romain Grosjean	1:31.691	7	1:30.857	6	1:30.763	3
10	Jolyon Palmer	1:31.458	6	1:30.899	6	1:31.074	3
11	Daniil Kvyat	1:31.531	6	1:30.923	6		
12	Lance Stroll	1:31.748	9	1:31.168	3		
13	Pascal Wehrlein	1:31.995	9	1:31.414	6		
14	Esteban Ocon	1:31.774	6	1:31.684	6		
15	Fernando Alonso	1:32.054	6		2		
16	Carlos Sainz Jr.	1:32.118	5				
17	Stoffel Vandoorne	1:32.313	8				
18	Sergio Perez	1:32.318	7				
19	Marcus Ericsson	1:32.543	9				
20	Kevin Magnussen	1:32.900	8				

### Race classification

POS	DRIVER	TEAM	LAPS	TIME
1	Sebastian Vettel	Scuderia Ferrari	57	1:33:53.374
2	Lewis Hamilton	Mercedes AMG Petronas F1 Team	57	1:34:00.034
3	Valtteri Bottas	Mercedes AMG Petronas F1 Team	57	1:34:13.771
4	Kimi Raikkonen	Scuderia Ferrari	57	1:34:15.849
5	Daniel Ricciardo	Red Bull Racing	57	1:34:32.720
6	Felipe Massa	Williams Martini Racing	57	1:34:47.700
7	Sergio Perez	Sahara Force India F1 Team	57	1:34:55.980
8	Romain Grosjean	Haas F1 Team	57	1:35:08.239
9	Nico Hulkenberg	Renault Sport F1 Team	57	1:35:13.562
10	Esteban Ocon	Sahara Force India F1 Team	57	1:35:29.085
11	Pascal Wehrlein	Sauber F1 Team	56	1:34:04.802
12	Daniil Kvyat	Scuderia Toro Rosso	56	1:34:05.383
13	Jolyon Palmer	Renault Sport F1 Team	56	1:34:12.636
14	Fernando Alonso	McLaren Honda	54	1:31:15.840
15	Marcus Ericsson	Sauber F1 Team	50	1:24:30.723
16	Carlos Sainz Jr.	Scuderia Toro Rosso	12	0:19:48.540
17	Lance Stroll	Williams Martini Racing	12	0:20:08.867
18	Max Verstappen	Red Bull Racing	11	0:17:52.490
19	Kevin Magnussen	Haas F1 Team	8	0:13:20.237
20	Stoffel Vandoorne	McLaren Honda	0	



**2017 FORMULA 1  
PIRELLI  
BELGIAN GRAND PRIX**

**SPA-FRANCORCHAMPS  
25-26-27 AUGUST**

## Russian GP

### Qualifying classification

POS	DRIVER	Q1	LAPS	Q2	LAPS	Q3	LAPS
1	Sebastian Vettel	1:34.493	6	1:34.038	7	1:33.194	7
2	Kimi Raikkonen	1:34.953	5	1:33.663	7	1:33.253	6
3	Valtteri Bottas	1:34.041	6	1:33.264	4	1:33.289	8
4	Lewis Hamilton	1:34.409	7	1:33.760	4	1:33.767	8
5	Daniel Ricciardo	1:35.560	7	1:35.483	7	1:34.905	6
6	Felipe Massa	1:35.828	6	1:35.049	8	1:35.110	6
7	Max Verstappen	1:35.301	7	1:35.221	5	1:35.161	6
8	Nico Hulkenberg	1:35.507	7	1:35.328	8	1:35.285	6
9	Sergio Perez	1:36.185	7	1:35.513	5	1:35.337	6
10	Esteban Ocon	1:35.372	8	1:35.729	6	1:35.430	6
11	Carlos Sainz Jr.	1:35.827	10	1:35.948	8		
12	Lance Stroll	1:36.279	9	1:35.964	9		
13	Daniil Kvyat	1:35.984	10	1:35.968	8		
14	Kevin Magnussen	1:36.408	10	1:36.017	6		
15	Fernando Alonso	1:36.353	8	1:36.660	6		
16	Jolyon Palmer	1:36.462	9				
17	Stoffel Vandoorne	1:37.070	9				
18	Pascal Wehrlein	1:37.332	9				
19	Marcus Ericsson	1:37.507	9				
20	Romain Grosjean	1:37.620	9				

### Race classification

POS	DRIVER	TEAM	LAPS	TIME
1	Valtteri Bottas	Mercedes AMG Petronas F1 Team	52	1:28:08.743
2	Sebastian Vettel	Scuderia Ferrari	52	1:28:09.360
3	Kimi Raikkonen	Scuderia Ferrari	52	1:28:19.743
4	Lewis Hamilton	Mercedes AMG Petronas F1 Team	52	1:28:45.063
5	Max Verstappen	Red Bull Racing	52	1:29:09.159
6	Sergio Perez	SAHARA FORCE INDIA F1 TEAM	52	1:29:35.531
7	Esteban Ocon	SAHARA FORCE INDIA F1 TEAM	52	1:29:43.747
8	Nico Hulkenberg	Renault Sport F1 Team	52	1:29:44.931
9	Felipe Massa	Williams Martini Racing	51	1:28:11.177
10	Carlos Sainz Jr.	SCUDERIA TORO ROSSO	51	1:28:24.363
11	Lance Stroll	Williams Martini Racing	51	1:28:29.998
12	Daniil Kvyat	SCUDERIA TORO ROSSO	51	1:28:34.018
13	Kevin Magnussen	Haas F1 Team	51	1:28:53.196
14	Stoffel Vandoorne	McLaren Honda	51	1:29:21.066
15	Marcus Ericsson	Sauber F1 Team	51	1:29:23.739
16	Pascal Wehrlein	Sauber F1 Team	50	1:28:13.753
17	Daniel Ricciardo	Red Bull Racing	5	0:11:23.420
18	Jolyon Palmer	Renault Sport F1 Team	0	
19	Romain Grosjean	Haas F1 Team	0	
20	Fernando Alonso	McLaren Honda	0	

## Spanish GP

### Qualifying classification

POS	DRIVER	Q1	LAPS	Q2	LAPS	Q3	LAPS
1	Lewis Hamilton	1:20.511	3	1:20.210	3	1:19.149	6
2	Sebastian Vettel	1:20.939	7	1:20.295	3	1:19.200	6
3	Valtteri Bottas	1:20.991	5	1:20.300	4	1:19.373	6
4	Kimi Raikkonen	1:20.742	5	1:20.621	3	1:19.439	6
5	Max Verstappen	1:21.430	3	1:20.722	3	1:19.706	6
6	Daniel Ricciardo	1:21.704	3	1:20.855	3	1:20.175	6
7	Fernando Alonso	1:22.015	6	1:21.251	6	1:21.048	3
8	Sergio Perez	1:21.998	5	1:21.239	6	1:21.070	3
9	Felipe Massa	1:22.138	6	1:21.222	6	1:21.232	3
10	Esteban Ocon	1:21.901	8	1:21.148	6	1:21.272	3
11	Kevin Magnussen	1:21.945	7	1:21.329	6		
12	Carlos Sainz Jr.	1:21.941	6	1:21.371	6		
13	Nico Hulkenberg	1:22.091	6	1:21.397	6		
14	Romain Grosjean	1:21.822	8	1:21.517	5		
15	Pascal Wehrlein	1:22.327	9	1:21.803	6		
16	Marcus Ericsson	1:22.332	9				
17	Jolyon Palmer	1:22.401	6				
18	Lance Stroll	1:22.411	7				
19	Stoffel Vandoorne	1:22.532	9				
20	Daniil Kvyat	1:22.746	6				

### Race classification

POS	DRIVER	TEAM	LAPS	TIME
1	Lewis Hamilton	Mercedes AMG Petronas F1 Team	66	1:35:56.497
2	Sebastian Vettel	Scuderia Ferrari	66	1:35:59.987
3	Daniel Ricciardo	Red Bull Racing	66	1:37:12.317
4	Sergio Perez	Sahara Force India F1 Team	65	1:36:25.760
5	Esteban Ocon	Sahara Force India F1 Team	65	1:36:37.102
6	Nico Hulkenberg	Renault Sport F1 Team	65	1:37:00.685
7	Carlos Sainz Jr.	Scuderia Toro Rosso	65	1:37:06.506
8	Pascal Wehrlein	Sauber F1 Team	65	1:37:10.366
9	Daniil Kvyat	Scuderia Toro Rosso	65	1:37:19.845
10	Romain Grosjean	Haas F1 Team	65	1:37:22.513
11	Marcus Ericsson	Sauber F1 Team	64	1:36:05.401
12	Fernando Alonso	McLaren Honda	64	1:36:16.847
13	Felipe Massa	Williams Martini Racing	64	1:36:22.327
14	Kevin Magnussen	Haas F1 Team	64	1:36:27.995
15	Jolyon Palmer	Renault Sport F1 Team	64	1:36:29.251
16	Lance Stroll	Williams Martini Racing	64	1:36:33.918
17	Valtteri Bottas	Mercedes AMG Petronas F1 Team	38	0:56:41.841
18	Stoffel Vandoorne	McLaren Honda	32	0:48:13.978
19	Max Verstappen	Red Bull Racing	1	0:02:40.999
20	Kimi Raikkonen	Scuderia Ferrari	0	

## Monaco GP

### Qualifying classification

POS	DRIVER	Q1	LAPS	Q2	LAPS	Q3	LAPS
1	Kimi Raikkonen	1:13.117	8	1:12.231	7	1:12.172	8
2	Sebastian Vettel	1:13.090	8	1:12.449	7	1:12.221	8
3	Valtteri Bottas	1:13.325	10	1:12.901	10	1:12.223	10
4	Max Verstappen	1:13.078	8	1:12.697	9	1:12.496	7
5	Daniel Ricciardo	1:13.219	6	1:13.011	9	1:12.998	6
6	Carlos Sainz Jr	1:13.526	9	1:13.397	11	1:13.162	10
7	Sergio Perez	1:13.530	6	1:13.430	9	1:13.329	8
8	Romain Grosjean	1:13.786	13	1:13.209	10	1:13.349	6
9	Jenson Button	1:13.723	12	1:13.453	9	1:13.613	6
10	Stoffel Vandoorne	1:13.476	11	1:13.249	9		
11	Daniil Kvyat	1:13.899	10	1:13.516	9		
12	Nico Hulkenberg	1:13.787	12	1:13.628	9		
13	Kevin Magnussen	1:13.531	11	1:13.959	9		
14	Lewis Hamilton	1:13.640	9	1:14.106	9		
15	Felipe Massa	1:13.796	14	1:20.529	6		
16	Esteban Ocon	1:14.101	7				
17	Jolyon Palmer	1:14.696	11				
18	Lance Stroll	1:14.893	7				
19	Pascal Wehrlein	1:15.159	11				
20	Marcus Ericsson	1:15.276	11				

### Race classification

POS	DRIVER	TEAM	LAPS	TIME
1	Sebastian Vettel	Scuderia Ferrari	78	1:44:44.340
2	Kimi Raikkonen	Scuderia Ferrari	78	1:44:47.485
3	Daniel Ricciardo	Red Bull Racing	78	1:44:48.085
4	Valtteri Bottas	Mercedes AMG Petronas F1 Team	78	1:44:49.857
5	Max Verstappen	Red Bull Racing	78	1:44:50.539
6	Carlos Sainz Jr.	Scuderia Toro Rosso	78	1:44:56.378
7	Lewis Hamilton	Mercedes AMG Petronas F1 Team	78	1:45:00.141
8	Romain Grosjean	Haas F1 Team	78	1:45:02.490
9	Felipe Massa	Williams Martini Racing	78	1:45:03.785
10	Kevin Magnussen	Haas F1 Team	78	1:45:05.783
11	Jolyon Palmer	Renault Sport F1 Team	78	1:45:07.077
12	Esteban Ocon	Sahara Force India F1 Team	78	1:45:08.065
13	Sergio Perez	Sahara Force India F1 Team	78	1:45:33.429
14	Daniil Kvyat	Scuderia Toro Rosso	71	1:35:56.482
15	Lance Stroll	Williams Martini Racing	71	1:36:22.014
16	Stoffel Vandoorne	McLaren Honda	66	1:29:11.317
17	Marcus Ericsson	Sauber F1 Team	63	1:25:09.966
18	Jenson Button	McLaren Honda	57	1:15:53.814
19	Pascal Wehrlein	Sauber F1 Team	57	1:15:56.744
20	Nico Hulkenberg	Renault Sport F1 Team	15	0:19:50.068



## GP Canada

### Qualifying classification

POS	DRIVER	Q1	LAPS	Q2	LAPS	Q3	LAPS
1	Lewis Hamilton	1:12.692	6	1:12.496	8	1:11.459	7
2	Sebastian Vettel	1:13.046	8	1:12.749	4	1:11.789	9
3	Valtteri Bottas	1:12.685	6	1:12.563	7	1:12.177	7
4	Kimi Raikkonen	1:13.548	7	1:12.580	9	1:12.252	7
5	Max Verstappen	1:13.177	9	1:12.751	9	1:12.403	8
6	Daniel Ricciardo	1:13.543	10	1:12.810	10	1:12.557	8
7	Felipe Massa	1:13.435	10	1:13.012	9	1:12.858	8
8	Sergio Perez	1:13.470	6	1:13.262	8	1:13.018	8
9	Esteban Ocon	1:13.520	6	1:13.320	9	1:13.135	7
10	Nico Hulkenberg	1:13.804	8	1:13.406	10	1:13.271	6
11	Daniil Kvyat	1:13.802	11	1:13.690	7		
12	Fernando Alonso	1:13.669	10	1:13.693	8		
13	Carlos Sainz Jr.	1:14.051	11	1:13.756	8		
14	Romain Grosjean	1:13.780	11	1:13.839	10		
15	Jolyon Palmer	1:13.990	11	1:14.293	9		
16	Stoffel Vandoorne	1:14.182	11				
17	Lance Stroll	1:14.209	14				
18	Kevin Magnussen	1:14.318	11				
19	Marcus Ericsson	1:14.495	11				
20	Pascal Wehrlein	1:14.810	10				

### Race classification

POS	DRIVER	TEAM	LAPS	TIME
1	Lewis Hamilton	Mercedes AMG Petronas F1 Team	70	1:33:05.154
2	Valtteri Bottas	Mercedes AMG Petronas F1 Team	70	1:33:24.937
3	Daniel Ricciardo	Red Bull Racing	70	1:33:40.451
4	Sebastian Vettel	Scuderia Ferrari	70	1:33:41.061
5	Sergio Perez	Sahara Force India F1 Team	70	1:33:45.630
6	Esteban Ocon	Sahara Force India F1 Team	70	1:33:45.870
7	Kimi Raikkonen	Scuderia Ferrari	70	1:34:03.786
8	Nico Hulkenberg	Renault Sport F1 Team	70	1:34:05.528
9	Lance Stroll	Williams Martini Racing	69	1:33:14.501
10	Romain Grosjean	Haas F1 Team	69	1:33:32.729
11	Jolyon Palmer	Renault Sport F1 Team	69	1:33:33.803
12	Kevin Magnussen	Haas F1 Team	69	1:33:34.219
13	Marcus Ericsson	Sauber F1 Team	69	1:33:51.920
14	Stoffel Vandoorne	McLaren Honda	69	1:33:54.493
15	Pascal Wehrlein	Sauber F1 Team	68	1:33:18.373
16	Fernando Alonso	McLaren Honda	66	1:29:26.150
17	Daniil Kvyat	Scuderia Toro Rosso	54	1:15:34.577
18	Max Verstappen	Red Bull Racing	10	0:15:07.101
19	Felipe Massa	Williams Martini Racing	0	
20	Carlos Sainz Jr.	Scuderia Toro Rosso	0	

## Azerbaijan GP

### Qualifying classification

POS	DRIVER	Q1	LAPS	Q2	LAPS	Q3	LAPS
1	Lewis Hamilton	1:41.983	6	1:41.275	6	1:40.593	8
2	Valtteri Bottas	1:43.026	6	1:41.502	9	1:41.027	8
3	Kimi Raikkonen	1:42.678	8	1:42.090	7	1:41.693	8
4	Sebastian Vettel	1:42.952	9	1:41.911	7	1:41.841	7
5	Max Verstappen	1:42.544	7	1:41.961	7	1:41.879	8
6	Sergio Perez	1:43.162	8	1:42.467	7	1:42.111	6
7	Esteban Ocon	1:43.051	6	1:42.751	8	1:42.186	7
8	Lance Stroll	1:43.613	10	1:42.284	8	1:42.753	3
9	Felipe Massa	1:43.165	9	1:42.735	7	1:42.798	6
10	Daniel Ricciardo	1:42.857	8	1:42.215	7	1:43.414	5
11	Daniil Kvyat	1:42.927	11	1:43.186	8		
12	Carlos Sainz Jr.	1:43.489	11	1:43.347	9		
13	Kevin Magnussen	1:44.029	11	1:43.796	7		
14	Nico Hulkenberg	1:43.930	9	1:44.267	3		
15	Pascal Wehrlein	1:44.317	10	1:44.603	8		
16	Fernando Alonso	1:44.334	9				
17	Romain Grosjean	1:44.468	10				
18	Marcus Ericsson	1:44.795	10				
19	Stoffel Vandoorne	1:45.030	8				

### Race Classification

POS	DRIVER	TEAM	LAPS	TIME
1	Daniel Ricciardo	Red Bull Racing	51	2:03:55.573
2	Valtteri Bottas	Mercedes AMG Petronas F1 Team	51	2:03:59.477
3	Lance Stroll	Williams Martini Racing	51	2:03:59.582
4	Sebastian Vettel	Scuderia Ferrari	51	2:04:01.549
5	Lewis Hamilton	Mercedes AMG Petronas F1 Team	51	2:04:01.761
6	Esteban Ocon	SAHARA FORCE INDIA F1 TEAM	51	2:04:25.871
7	Kevin Magnussen	Haas F1 Team	51	2:04:37.326
8	Carlos Sainz Jr.	SCUDERIA TORO ROSSO	51	2:04:44.973
9	Fernando Alonso	McLaren Honda	51	2:04:55.124
10	Pascal Wehrlein	Sauber F1 Team	51	2:05:24.666
11	Marcus Ericsson	Sauber F1 Team	51	2:05:27.367
12	Stoffel Vandoorne	McLaren Honda	51	2:05:27.733
13	Romain Grosjean	Haas F1 Team	50	2:04:12.349
14	Kimi Raikkonen	Scuderia Ferrari	46	1:57:52.975
15	Sergio Perez	SAHARA FORCE INDIA F1 TEAM	39	1:45:26.176
16	Felipe Massa	Williams Martini Racing	25	1:18:29.913
17	Nico Hulkenberg	Renault Sport F1 Team	24	1:16:20.820
18	Max Verstappen	Red Bull Racing	12	0:22:16.902
19	Daniil Kvyat	SCUDERIA TORO ROSSO	9	0:16:38.490
20	Jolyon Palmer	Renault Sport F1 Team	7	0:14:24.967

**Austrian GP**
**Qualifying classification**

POS	DRIVER	Q1	LAPS	Q2	LAPS	Q3	LAPS
1	Valtteri Bottas	1:05.760	5	1:04.316	7	1:04.251	6
2	Sebastian Vettel	1:05.585	6	1:04.772	6	1:04.293	5
3	Lewis Hamilton	1:05.064	5	1:04.800	5	1:04.424	7
4	Kimi Raikkonen	1:05.148	9	1:05.004	3	1:04.779	5
5	Daniel Ricciardo	1:05.854	5	1:05.161	8	1:04.896	9
6	Max Verstappen	1:05.779	5	1:04.948	3	1:04.983	8
7	Romain Grosjean	1:05.902	13	1:05.319	10	1:05.480	7
8	Sergio Perez	1:05.975	6	1:05.435	8	1:05.605	7
9	Esteban Ocon	1:06.033	8	1:05.550	7	1:05.674	7
10	Carlos Sainz Jr.	1:05.675	12	1:05.544	6	1:05.726	5
11	Nico Hulkenberg	1:06.174	10	1:05.597	6		
12	Fernando Alonso	1:06.158	8	1:05.602	6		
13	Stoffel Vandoorne	1:06.316	8	1:05.741	6		
14	Daniil Kvyat	1:05.990	10	1:05.884	6		
15	Kevin Magnussen	1:06.143	6				
16	Jolyon Palmer	1:06.345	10				
17	Felipe Massa	1:06.534	8				
18	Lance Stroll	1:06.608	11				
19	Marcus Ericsson	1:06.857	12				
20	Pascal Wehrlein	1:07.011	11				

**Race classification**

POS	DRIVER	TEAM	LAPS	TIME
1	Valtteri Bottas	Mercedes AMG Petronas F1 Team	71	1:21:48.523
2	Sebastian Vettel	Scuderia Ferrari	71	1:21:49.181
3	Daniel Ricciardo	Red Bull Racing	71	1:21:54.535
4	Lewis Hamilton	Mercedes AMG Petronas F1 Team	71	1:21:55.953
5	Kimi Raikkonen	Scuderia Ferrari	71	1:22:08.893
6	Romain Grosjean	Haas F1 Team	71	1:23:01.683
7	Sergio Perez	SAHARA FORCE INDIA F1 TEAM	70	1:21:57.175
8	Esteban Ocon	SAHARA FORCE INDIA F1 TEAM	70	1:22:04.589
9	Felipe Massa	Williams Martini Racing	70	1:22:05.524
10	Lance Stroll	Williams Martini Racing	70	1:22:23.547
11	Jolyon Palmer	Renault Sport F1 Team	70	1:22:24.092
12	Stoffel Vandoorne	McLaren Honda	70	1:22:39.440
13	Nico Hulkenberg	Renault Sport F1 Team	70	1:22:49.868
14	Pascal Wehrlein	Sauber F1 Team	70	1:22:54.911
15	Marcus Ericsson	Sauber F1 Team	69	1:22:08.501
16	Daniil Kvyat	SCUDERIA TORO ROSSO	68	1:22:02.450
17	Carlos Sainz Jr.	SCUDERIA TORO ROSSO	44	0:52:44.831
18	Kevin Magnussen	Haas F1 Team	29	0:34:52.272
19	Fernando Alonso	McLaren Honda	1	0:01:36.711
20	Max Verstappen	Red Bull Racing	0	

## British GP

### Qualifying classification

POS	DRIVER	Q1	LAPS	Q2	LAPS	Q3	LAPS
1	Lewis Hamilton	1:39.069	10	1:27.893	8	1:26.600	7
2	Kimi Raikkonen	1:40.455	11	1:28.992	8	1:27.147	7
3	Sebastian Vettel	1:39.962	9	1:28.978	8	1:27.356	7
4	Valtteri Bottas	1:39.698	10	1:28.732	9	1:27.376	7
5	Max Verstappen	1:38.912	8	1:29.431	9	1:28.130	6
6	Nico Hulkenberg	1:39.201	7	1:29.340	8	1:28.856	6
7	Sergio Perez	1:42.009	11	1:29.824	9	1:28.902	6
8	Esteban Ocon	1:39.738	10	1:29.701	9	1:29.074	6
9	Stoffel Vandoorne	1:40.011	10	1:30.105	8	1:29.418	6
10	Romain Grosjean	1:42.042	11	1:29.966	9	1:29.549	6
11	Jolyon Palmer	1:41.404	10	1:30.193	8		
12	Daniil Kvyat	1:41.726	10	1:30.355	10		
13	Fernando Alonso	1:37.598	9	1:30.600	8		
14	Carlos Sainz Jr.	1:41.114	10	1:31.368	5		
15	Felipe Massa	1:41.874	11	1:31.482	10		
16	Lance Stroll	1:42.573	11				
17	Kevin Magnussen	1:42.577	11				
18	Pascal Wehrlein	1:42.593	10				
19	Marcus Ericsson	1:42.633	10				
20	Daniel Ricciardo	1:42.966	4				

### Race classification

POS	DRIVER	TEAM	LAPS	TIME
1	Lewis Hamilton	Mercedes AMG Petronas F1 Team	51	1:21:27.430
2	Valtteri Bottas	Mercedes AMG Petronas F1 Team	51	1:21:41.493
3	Kimi Raikkonen	Scuderia Ferrari	51	1:22:04.000
4	Max Verstappen	Red Bull Racing	51	1:22:19.555
5	Daniel Ricciardo	Red Bull Racing	51	1:22:33.385
6	Nico Hulkenberg	Renault Sport F1 Team	51	1:22:35.539
7	Sebastian Vettel	Scuderia Ferrari	51	1:23:01.419
8	Esteban Ocon	SAHARA FORCE INDIA F1 TEAM	50	1:21:29.920
9	Sergio Perez	SAHARA FORCE INDIA F1 TEAM	50	1:21:31.922
10	Felipe Massa	Williams Martini Racing	50	1:21:32.729
11	Stoffel Vandoorne	McLaren Honda	50	1:21:36.659
12	Kevin Magnussen	Haas F1 Team	50	1:21:42.959
13	Romain Grosjean	Haas F1 Team	50	1:21:57.262
14	Marcus Ericsson	Sauber F1 Team	50	1:22:07.324
15	Daniil Kvyat	SCUDERIA TORO ROSSO	50	1:22:19.190
16	Lance Stroll	Williams Martini Racing	50	1:22:27.376
17	Pascal Wehrlein	Sauber F1 Team	50	1:22:29.106
18	Fernando Alonso	McLaren Honda	32	0:53:49.876
19	Carlos Sainz Jr.	SCUDERIA TORO ROSSO	0	
20	Jolyon Palmer	Renault Sport F1 Team	0	

## Hungarian GP












### Qualifying classification

POS	DRIVER	Q1	LAPS	Q2	LAPS	Q3	LAPS
1	Sebastian Vettel	1:17.244	5	1:16.802	3	1:16.276	6
2	Kimi Raikkonen	1:17.364	5	1:17.207	3	1:16.444	6
3	Valtteri Bottas	1:18.058	5	1:17.362	7	1:16.530	6
4	Lewis Hamilton	1:17.492	6	1:16.693	6	1:16.707	5
5	Max Verstappen	1:17.266	5	1:17.028	3	1:16.797	6
6	Daniel Ricciardo	1:17.702	5	1:17.698	3	1:16.818	6
7	Nico Hulkenberg	1:18.137	5	1:17.655	3	1:17.468	6
8	Fernando Alonso	1:18.395	5	1:17.919	6	1:17.549	6
9	Stoffel Vandoorne	1:18.479	5	1:18.000	6	1:17.894	6
10	Carlos Sainz Jr.	1:18.948	10	1:18.311	6	1:18.912	3
11	Jolyon Palmer	1:18.699	8	1:18.415	6		
12	Esteban Ocon	1:18.843	10	1:18.495	6		
13	Daniil Kvyat	1:18.702	9	1:18.538	6		
14	Sergio Perez	1:19.095	9	1:18.639	6		
15	Romain Grosjean	1:19.085	9	1:18.771	6		
16	Kevin Magnussen	1:19.095	9				
17	Lance Stroll	1:19.102	9				
18	Pascal Wehrlein	1:19.839	9				
19	Paul Di Resta	1:19.868	11				
20	Marcus Ericsson	1:19.972	8				

### Race classification

POS	DRIVER	TEAM	LAPS	TIME
1	Sebastian Vettel	Scuderia Ferrari	70	1:39:46.713
2	Kimi Raikkonen	Scuderia Ferrari	70	1:39:47.621
3	Valtteri Bottas	Mercedes AMG Petronas F1 Team	70	1:39:59.175
4	Lewis Hamilton	Mercedes AMG Petronas F1 Team	70	1:39:59.598
5	Max Verstappen	Red Bull Racing	70	1:39:59.989
6	Fernando Alonso	McLaren Honda	70	1:40:57.936
7	Carlos Sainz Jr.	SCUDERIA TORO ROSSO	69	1:39:56.379
8	Sergio Perez	SAHARA FORCE INDIA F1 TEAM	69	1:39:57.415
9	Esteban Ocon	SAHARA FORCE INDIA F1 TEAM	69	1:40:06.145
10	Stoffel Vandoorne	McLaren Honda	69	1:40:06.740
11	Daniil Kvyat	SCUDERIA TORO ROSSO	69	1:40:14.446
12	Jolyon Palmer	Renault Sport F1 Team	69	1:40:14.925
13	Kevin Magnussen	Haas F1 Team	69	1:40:18.195
14	Lance Stroll	Williams Martini Racing	69	1:40:38.709
15	Pascal Wehrlein	Sauber F1 Team	68	1:40:11.875
16	Marcus Ericsson	Sauber F1 Team	68	1:40:29.343
17	Nico Hulkenberg	Renault Sport F1 Team	67	1:37:46.787
18	Paul Di Resta	Williams Martini Racing	60	1:28:58.199
19	Romain Grosjean	Haas F1 Team	60	0:31:58.359
20	Daniel Ricciardo	Red Bull Racing	60	

## World championship : Drivers

Driver	AUS	CHN	BRN	RUS	ESP	MON	CAN	EUR	AUT	GBR	HUN	Points
												
1. Sebastian Vettel	25	18	25	18	18	25	12	12	18	6	25	<b>202</b>
2. Lewis Hamilton	18	25	18	12	25	6	25	10	12	25	12	<b>188</b>
3. Valtteri Bottas	15	8	15	25	--	12	18	18	25	18	15	<b>169</b>
4. Daniel Ricciardo	--	12	10	--	15	15	15	25	15	10	--	<b>117</b>
5. Kimi Räikkönen	12	10	12	15	--	18	6	--	10	15	18	<b>116</b>
6. Max Verstappen	10	15	--	10	--	10	--	--	--	12	10	<b>67</b>
7. Sergio Perez	6	2	6	8	12	--	10	--	6	2	4	<b>56</b>
8. Esteban Ocon	1	1	1	6	10	--	8	8	4	4	2	<b>45</b>
9. Carlos Sainz Jr	4	6	--	1	6	8	--	4	--	--	6	<b>35</b>
10. Nico Hülkenberg	--	--	2	4	8	--	4	--	--	8	--	<b>26</b>
11. Felipe Massa	8	--	8	2	--	2	--	--	2	1		<b>23</b>
12. Lance Stroll	--	--	--	--	--	--	2	15	1	--	--	<b>18</b>
13. Romain Grosjean	--	--	4	--	1	4	1	--	8	--	--	<b>18</b>
14. Kevin Magnussen	--	4	--	--	--	1	--	6	--	--	--	<b>11</b>
15. Fernando Alonso	--	--	--	--	--	--	--	2	--	--	8	<b>10</b>
16. Pascal Wehrlein			--	--	4	--	--	1	--	--	--	<b>5</b>
17. Daniil Kvyat	2	--	--	--	2	--	--	--	--	--	--	<b>4</b>
18. Stoffel Vandoorne	--	--	--	--	--	--	--	--	--	--	1	<b>1</b>
Jolyon Palmer	--	--	--	--	--	--	--	--	--	--	--	<b>[11]</b>
Marcus Ericsson	--	--	--	--	--	--	--	--	--	--	--	<b>[11]</b>
Antonio Giovinazzi	--	--										<b>[12]</b>
Jenson Button						--						--
Paul di Resta										--		--



**2017 FORMULA 1  
PIRELLI  
BELGIAN GRAND PRIX**

SPA-FRANCORCHAMPS  
25-26-27 AUGUST

## World Championship: Constructor

Constructor		AUS	CHN	BRN	RUS	ESP	MON	CAN	EUR	AUT	GBR	HUN	Points
1.	Mercedes	33	33	33	37	25	18	43	28	37	43	27	<b>357</b>
2.	Ferrari	37	28	37	33	18	43	18	12	28	21	43	<b>318</b>
3.	Red Bull / Tag Heuer	10	27	10	10	15	25	15	25	15	22	10	<b>184</b>
4.	Force India / Mercedes	7	3	7	14	22	--	18	8	10	6	6	<b>101</b>
5.	Williams / Mercedes	8	--	8	2	--	2	2	15	3	1	--	<b>41</b>
6.	Toro Rosso / Renault	6	6	--	1	8	8	--	4	--	--	6	<b>39</b>
7.	Haas / Ferrari	--	4	4	--	1	5	1	6	8	--	--	<b>29</b>
8.	Renault	--	--	2	4	8	--	4	--	--	8	--	<b>26</b>
9.	McLaren / Honda	--	--	--	--	--	--	--	2	--	--	9	<b>11</b>
10.	Sauber / Ferrari	--	--	--	--	4	--	--	1	--	--	--	<b>5</b>

