



الإتحاد  
ETIHAD  
AIRWAYS

# FORMULA 1 ETIHAD AIRWAYS ABU DHABI GRAND PRIX

**YAS MARINA**  
23 - 25 NOVEMBER



FIA Formula 1  
World Championship™



2018



# MEDIA GUIDE CONTENTS

|                                                               |    |
|---------------------------------------------------------------|----|
| WELCOME MESSAGE .....                                         | 2  |
| MEDIA ACCREDITATION AND MEDIA CENTRE .....                    | 3  |
| MEDIA CENTRE KEY STAFF .....                                  | 4  |
| MEDIA CENTRE FACILITIES .....                                 | 5  |
| PRESS CONFERENCE SCHEDULE .....                               | 6  |
| PHOTOGRAPHER'S SHUTTLE BUS SCHEDULE .....                     | 7  |
| SCHEDULE .....                                                | 8  |
| 2018 FIA FORMULA 1® WORLD CHAMPIONSHIP .....                  | 9  |
| ABU DHABI 2009 – 2017 .....                                   | 21 |
| 2017 FIA FORMULA 1® ETIHAD AIRWAYS ABU DHABI GRAND PRIX ..... | 25 |
| USEFUL ABU DHABI INFORMATION .....                            | 28 |
| MAPS & DIAGRAMS .....                                         | 30 |



# WELCOME MESSAGE

## FORMULA 1® 2018 ETIHAD AIRWAYS ABU DHABI GRAND PRIX

A very warm 10 year welcome and 'thank you' for being part of the Formula 1 Etihad Airways Abu Dhabi Grand Prix, regardless of how many you've experienced with us.

We are excited to reach this major milestone as we look to add to nine thrilling years of incredible F1® moments and memories with yet another extraordinary weekend of racing action and entertainment.

Our Media team, as ever, are on-hand to support you through-out the weekend to make it as seamless and productive for you as possible. Everything should be in place, but if you have any additional requirements please don't hesitate to reach out to one of the team.

If you do get the chance, we recommend you try catch any or all of this year's After-Race Concerts, we are welcoming some of the biggest names in rock, pop and modern alternative music including **Post Malone** (Thurs), **The Weeknd** (Fri), **Sam Smith** (Sat) and **Guns N' Roses** (Sun). Wristbands are available at the Media reception desk.

Two additional attractions we suggest you try whilst visiting Abu Dhabi include the **Louvre Abu Dhabi** (where on showing your media pass you can enjoy a 50% discount, valid Thurs-Sun) and **Warner Bros. World™ Abu Dhabi**, new for 2018 and located on Yas Island adjacent to **Ferrari World Abu Dhabi** and **Yas Water World**.

May we wish you a great weekend!

Yours sincerely,

Yas Marina Circuit Team



## OPENING HOURS

|           |             |                      |
|-----------|-------------|----------------------|
| Wednesday | November 21 | <b>11:00 – 18:00</b> |
| Thursday  | November 22 | <b>10:00 – 18:00</b> |
| Friday    | November 23 | <b>10:00 – 19:00</b> |
| Saturday  | November 24 | <b>10:00 – 15:00</b> |
| Sunday    | November 25 | <b>10:00 – 14:00</b> |

## LOCATION MAP





# MEDIA CENTRE KEY STAFF

## FIA F1 Head of Communications & Media Delegate

Matteo Bonciani

## F1 Deputy Media Delegate

Pierre Guyonnet-Duperat

pguyonnet@fia.com

## Director of Communications

Nick McElwee

nick.mcelwee@ymc.ae

## Head of Communications

Michael Golding

Michael.Golding@ymc.ae

## National Press Officer

Ziwar Nakhesh

ziwarnakhesh@sevenmedia.ae

## English Content Manager

Jennifer Pearson

jenniferpearson@sevenmedia.ae

## Media Centre Operations Manager

Azza El Tiraifi

azza.eltiraifi@ymc.ae

## Motorsport Media Manager

Stuart Sykes

stuart@scotSPORT.com.au

## Media Centre Logistics Manager

Rob van Leeuwen

r.van.leeuwen@bigpond.com

## Media Accreditation Manager

Blanca Angga

blanca.angga@ymc.ae



# MEDIA CENTRE FACILITIES

The Media Accreditation Centre is at the West Gate Entrance of Yas Marina Circuit and the Media Centre for the FORMULA 1® 2018 ETIHAD AIRWAYS ABU DHABI GRAND PRIX is located in the Paddock, opposite Race Control. The journalists' and the photographers' work rooms are on the first floor of the Media Centre.

## IT CHARGES

Standard line set-up charges are FREE.

## ISDN LINES

These are available only by pre-order; the set-up cost is as for a standard line.

## INTERNET

Internet access is available Free of Charge.

## TELECOMS CENTRE

The first floor has a Telecoms Centre. Internet connection is also available at no cost in the Telecoms Centre. However, access is limited to 30 minutes per user at any one time. IT support staff will be on hand.

## LOCKERS

Free lockers are available on the first floor of the Media Centre. Each locker can have its own code keyed in for privacy.

## CATERING IN THE MEDIA CENTRE

There is a cafeteria on the first floor; opening hours are from 8:00am – 10:00pm. Snacks are complimentary from Thursday through to Sunday. Additionally, we will supply one complimentary hot meal per day from Thursday through to Sunday.



# PRESS CONFERENCE SCHEDULE

All press conferences organized by the FIA will be held in the Press Conference room on the ground floor of the Media Centre.

| DAY                                | TIME                | PARTICIPANTS                                                                   |
|------------------------------------|---------------------|--------------------------------------------------------------------------------|
| Thursday 22 <sup>nd</sup> November | 15:00               | Drivers nominated by the FIA F1 Head of Communications and Media Delegate      |
| Friday 23 <sup>rd</sup> November   | 15:00               | Team members nominated by the FIA F1 Head of Communications and Media Delegate |
| Saturday 24 <sup>th</sup> November | After F1 Qualifying | Top three drivers in session                                                   |
| Sunday 25 <sup>th</sup> November   | After the Race      | Top three finishing drivers                                                    |

## PLEASE NOTE:

After the press conferences on Thursday and Friday the participants will go to the tv pen.

Qualifying and post-race press conferences will take place after the parc fermé interviews and the podium ceremony, which will be broadcast in the Media Centre and the Press Conference Room.



# PHOTOGRAPHER'S SHUTTLE BUS SCHEDULE

Photographers' shuttles will take photographers to various points around the circuit ahead of each Formula One track session and will return photographers to the Paddock upon completion of the session.

Shuttles will operate continuously around the circuit during the track activity.

Support Categories: Shuttles for support race sessions will operate on a needs basis – please see Media Reception.

## F1 SESSIONS & RACE

### FRIDAY NOVEMBER 23

| <b>F1 First Practice Session</b> | <b>13:00 – 14:30</b> | <b>F1 Second Practice Session</b> | <b>17:00 – 18:30</b> |
|----------------------------------|----------------------|-----------------------------------|----------------------|
| Shuttle departs                  | 12:30 – 13:00        | Shuttle departs                   | 16:30 – 17:00        |
| Pick-ups from                    | 14:30                | Pick-ups from                     | 18:30                |

### SATURDAY NOVEMBER 24

| <b>F1 Third Practice Session:</b> | <b>14:00 – 15:00</b> | <b>F1 Qualifying</b> | <b>17:00 – 18:00</b> |
|-----------------------------------|----------------------|----------------------|----------------------|
| Shuttle departs                   | 13:30 – 14:00        | Shuttle departs      | 16:30 – 17:00        |
| Pick-ups from                     | 15:00                | Pick-ups from        | 18:00                |

### SUNDAY NOVEMBER 25

| <b>F1 Grand Prix</b> | <b>17:00 – 19:00</b> |
|----------------------|----------------------|
| Shuttle departs      | 16:00 – 17:00        |
| Pick-ups from        | 19:00                |





# SCHEDULE

## THURSDAY 22 NOV 2017

| TIME          | ACTIVITY    |                            |
|---------------|-------------|----------------------------|
| 15:00 - 16:00 | FORMULA ONE | Press Conference (Drivers) |

## FRIDAY 23 NOV 2018

| TIME                             | ACTIVITY         |                                |
|----------------------------------|------------------|--------------------------------|
| 10:15 - 11:00 <sup>1</sup>       | GP3 Series       | Practice Session               |
| 11:30 - 12:15 <sup>1</sup>       | FIA Formula 2    | Practice Session               |
| <b>13:00 - 14:30<sup>1</sup></b> | <b>Formula 1</b> | <b>First Practice Session</b>  |
| 15:00 - 16:00                    | Formula 1        | Press Conference               |
| 15:10 - 15:40                    | GP3 Series       | Qualifying Session             |
| <b>17:00 - 18:30<sup>1</sup></b> | <b>Formula 1</b> | <b>Second Practice Session</b> |
| 19:00 - 19:30                    | FIA Formula 2    | Qualifying Session             |
| 20:00 - 20:30                    | FIA Formula 2    | Press Conference               |

## SATURDAY 24 NOV 2018

| TIME                              | ACTIVITY             |                                        |
|-----------------------------------|----------------------|----------------------------------------|
| <b>12:30* - 13:15<sup>2</sup></b> | <b>GP3 Series</b>    | <b>First Race (18 laps or 40 mins)</b> |
| <b>14:00 - 15:00<sup>1</sup></b>  | <b>Formula 1</b>     | <b>Third Practice Session</b>          |
| 15:10 - 15:40                     | FIA Formula 2        | Drivers' Parade                        |
| <b>17:00 - 18:00</b>              | <b>Formula 1</b>     | <b>Qualifying Session</b>              |
| 18:00 - 19:00                     | Formula 1            | Press Conference                       |
| <b>18:40* - 19:45<sup>2</sup></b> | <b>FIA Formula 2</b> | <b>First Race (31 laps or 60 mins)</b> |
| 20:00 - 20:30                     | FIA Formula 2        | Press Conference                       |

## SUNDAY 25 NOV 2018

| TIME                              | ACTIVITY             |                                           |
|-----------------------------------|----------------------|-------------------------------------------|
| <b>12:10* - 12:45<sup>2</sup></b> | <b>GP3 Series</b>    | <b>Second Race (14 laps or 30 mins)</b>   |
| <b>13:35* - 14:20<sup>2</sup></b> | <b>FIA Formula 2</b> | <b>Second Race (22 Laps or 45 mins)</b>   |
| 15:15 - 15:20                     | Formula 1            | End of Year F1 Drivers' Photograph (Grid) |
| 15:15 - 15:45                     | FIA Formula 2        | Press Conference                          |
| 15:30 - 16:00                     | Formula 1            | Drivers' Track Parade                     |
| 15:35 - 16:05                     | Formula 1            | Starting Grid Presentation                |

<sup>1</sup> Fixed End Session    <sup>2</sup> Approximate finishing time

\* These times refer to the start of the formation lap



# 2018 FIA FORMULA 1<sup>®</sup> WORLD CHAMPIONSHIP

## ENTRY LIST

---

### MERCEDES AMG PETRONAS MOTORSPORT

Engine: Mercedes

44. Lewis Hamilton (GBR)

77. Valtteri Bottas (FIN)

---

### SCUDERIA FERRARI

Engine: Ferrari

5. Sebastian Vettel (GER)

7. Kimi Räikkönen (FIN)

---

### ASTON MARTIN RED BULL RACING

Engine: Renault

3. Daniel Ricciardo (AUS)

33. Max Verstappen (NDL)

---

### RACING POINT FORCE INDIA F1 TEAM

Engine: Mercedes

11. Sergio Pérez (MEX)

31. Esteban Ocon (FRA)

---

### WILLIAMS MARTINI RACING

Engine: Mercedes

18. Lance Stroll (CAN)

35. Sergey SIROTKIN (RUS)

---

### RENAULT SPORT FORMULA 1 TEAM

Engine: Renault

27. Nico Hülkenberg (GER)

55. Carlos Sainz (ESP)

---

### RED BULL TORO ROSSO HONDA

Engine: Honda

10. Pierre Gasly (FRA)

28. Brendon Hartley (NZL)

---

### HAAS F1 TEAM

Engine: Ferrari

8. Romain Grosjean (FRA)

20. Kevin Magnussen (DEN)

---

### McLAREN F1 TEAM

Engine: Renault

2. Stoffel Vandoorne (BEL)

14. Fernando Alonso (ESP)

---

### ALFA ROMEO SAUBER F1 TEAM

Engine: Ferrari

9. Marcus Ericsson (SWE)

16. Charles Leclerc (MCO)

---



# 2018 FIA FORMULA 1® WORLD CHAMPIONSHIP

## 2018 DRIVERS' STANDINGS: after round 20, Brazil

### 2018 DRIVER'S STANDINGS: After Round 20, Brazil

|    | Driver            | Team         | Wins | Poles | F/Laps | Podiums | Points |
|----|-------------------|--------------|------|-------|--------|---------|--------|
| 1  | Lewis Hamilton    | Mercedes     | 10   | 10    | 3      | 16      | 383    |
| 2  | Sebastian Vettel  | Ferrari      | 5    | 5     | 2      | 11      | 302    |
| 3  | Kimi Räikkönen    | Ferrari      | 1    | 1     | 1      | 12      | 251    |
| 4  | Valtteri Bottas   | Mercedes     | 0    | 2     | 7      | 8       | 237    |
| 5  | Max Verstappen    | Red Bull     | 2    | 0     | 2      | 10      | 234    |
| 6  | Daniel Ricciardo  | Red Bull     | 2    | 2     | 4      | 2       | 158    |
| 7  | Nico Hülkenberg   | Renault      | 0    | 0     | 0      | 0       | 69     |
| 8  | Sergio Perez      | Racing Point | 0    | 0     | 0      | 1       | 58     |
| 9  | Kevin Magnussen   | Haas         | 0    | 0     | 1      | 0       | 55     |
| 10 | Fernando Alonso   | McLaren      | 0    | 0     | 0      | 0       | 50     |
| 11 | Esteban Ocon      | Racing Point | 0    | 0     | 0      | 0       | 49     |
| 12 | Carlos Sainz      | Renault      | 0    | 0     | 0      | 0       | 45     |
| 13 | Romain Grosjean   | Haas         | 0    | 0     | 0      | 0       | 35     |
| 14 | Charles Leclerc   | Sauber       | 0    | 0     | 0      | 0       | 33     |
| 15 | Pierre Gasly      | Toro Rosso   | 0    | 0     | 0      | 0       | 29     |
| 16 | Stoffel Vandoorne | McLaren      | 0    | 0     | 0      | 0       | 12     |
| 17 | Marcus Ericsson   | Sauber       | 0    | 0     | 0      | 0       | 9      |
| 18 | Lance Stroll      | Williams     | 0    | 0     | 0      | 0       | 6      |
| 19 | Brendon Hartley   | Toro Rosso   | 0    | 0     | 0      | 0       | 4      |
| 20 | Sergey Sirotkin   | Williams     | 0    | 0     | 0      | 0       | 1      |

### 2018 CONSTRUCTOR'S STANDINGS

|      | Team                     | Wins | Poles | F/Laps | Podiums | Points |
|------|--------------------------|------|-------|--------|---------|--------|
| 1    | Mercedes                 | 10   | 12    | 10     | 24      | 620    |
| 2    | Ferrari                  | 6    | 6     | 3      | 23      | 553    |
| 3    | Red Bull                 | 4    | 2     | 6      | 12      | 392    |
| 4    | Renault                  | 0    | 0     | 0      | 0       | 114    |
| 5    | Haas                     | 0    | 0     | 1      | 0       | 90     |
| 6    | McLaren                  | 0    | 0     | 0      | 0       | 62     |
| 7    | Racing Point Force India | 0    | 0     | 0      | 0       | 48     |
| 8    | Sauber                   | 0    | 0     | 0      | 0       | 42     |
| 9    | Toro Rosso               | 0    | 0     | 0      | 0       | 33     |
| 10   | Williams                 | 0    | 0     | 0      | 0       | 7      |
| Excl | Sahara Force India       | -    | -     | -      | -       | 0      |



# 2018 FIA FORMULA 1® WORLD CHAMPIONSHIP


## TEAM & DRIVER CAREER STATISTICS

Up to & including Round 20 Brazil, 2018

### MERCEDES AMG PETRONAS F1 TEAM - Chassis F1 W08

Base **Brackley, UK** • Debut **1954** • Chassis **W09** • Engine **Mercedes** • Races **188** • Wins **86** • Poles **100** • F/Laps **66** Constructors' Championships **5 (including 2018)** • Drivers' Championships **7 (including 2018)** (in 1954 Fangio drove both a Mercedes & a Maserati to win the title)

44



LEWIS  
HAMILTON

Born **January 7, 1985** • F1 Debut **2007 (McLaren)** • Races **228**  
Wins **72** • Poles **82** • F/Laps **41**

#### 2018 Season Results so far

| GP         | QUAL | Race | Points |
|------------|------|------|--------|
| Australia  | 1    | 2    | 18     |
| Bahrain    | 4    | 3    | 15     |
| China      | 4    | 4    | 12     |
| Azerbaijan | 2    | 1    | 25     |
| Spain      | 1    | 1    | 25     |
| Monaco     | 3    | 3    | 15     |
| Canada     | 4    | 5    | 10     |
| France     | 1    | 1    | 25     |
| Austria    | 2    | dnf  | -      |
| GB         | 1    | 2    | 18     |
| Germany*   | 14   | 1    | 25     |

| GP        | QUAL | Race | Points |
|-----------|------|------|--------|
| Hungary   | 1    | 1    | 25     |
| Belgium   | 1    | 2    | 18     |
| Italy*    | 3    | 1    | 25     |
| Singapore | 1    | 1    | 25     |
| Russia    | 2    | 1    | 25     |
| Japan     | 1    | 1    | 25     |
| USA*      | 1    | 3    | 15     |
| Mexico    | 3    | 4    | 12     |
| Brazil    | 1    | 1    | 25     |
| UAE       |      |      |        |

77



VALTTERI  
BOTTAS

Born **August 28, 1989** • F1 Debut **2013 (Williams)** • Races **117**  
Wins **3** • Poles **6** • F/Laps **10**

#### 2018 Season Results so far

| GP          | QUAL | Race | Points |
|-------------|------|------|--------|
| Australia   | 10   | 8    | 4      |
| Bahrain*    | 3    | 2    | 18     |
| China       | 3    | 2    | 18     |
| Azerbaijan* | 3    | 14   | -      |
| Spain       | 2    | 2    | 18     |
| Monaco      | 5    | 5    | 10     |
| Canada      | 2    | 2    | 18     |
| France*     | 2    | 7    | 6      |
| Austria     | 1    | dnf  | -      |
| GB          | 4    | 4    | 12     |

| GP        | QUAL | Race | Points |
|-----------|------|------|--------|
| Germany   | 2    | 2    | 18     |
| Hungary   | 2    | 5    | 10     |
| Belgium*  | 10   | 4    | 12     |
| Italy     | 4    | 3    | 15     |
| Singapore | 4    | 4    | 12     |
| Russia*   | 1    | 2    | 18     |
| Japan     | 2    | 2    | 18     |
| USA       | 4    | 5    | 10     |
| Mexico*   | 5    | 5    | 10     |
| UAE       |      |      |        |


\* Fastest Lap



## SCUDERIA FERRARI - Chassis SF-70H

Base: **Maranello, Italy** • Debut: **1950** • Chassis: **SF-71H** • Engine: **Ferrari** • Races: **969** • Wins: **235** • Poles: **234**  
• F/Laps: **247** • Constructors' Championships **16** • Drivers' Championships **15**

5



SEBASTIAN  
VETTEL


**July 3 1987** • F1 Debut **2007 (BMW Sauber)** • Races **218**  
Wins **52** • Poles **55** • F/Laps **35**  
*World Champion 2010 2011 2012 2013*

### 2018 Season Results so far

| GP         | QUAL | Race | Points |
|------------|------|------|--------|
| Australia  | 3    | 1    | 25     |
| Bahrain*   | 1    | 1    | 25     |
| China      | 1    | 8    | 4      |
| Azerbaijan | 1    | 4    | 12     |
| Spain      | 3    | 4    | 12     |
| Monaco     | 2    | 2    | 18     |
| Canada     | 1    | 1    | 25     |
| France     | 3    | 5    | 10     |
| Austria    | 3    | 3    | 15     |
| GB*        | 2    | 1    | 25     |
| Germany    | 1    | dnf  | -      |

| GP        | QUAL | Race | Points |
|-----------|------|------|--------|
| Hungary   | 4    | 2    | 18     |
| Belgium   | 2    | 1    | 25     |
| Italy     | 2    | 4    | 12     |
| Singapore | 3    | 3    | 15     |
| Russia    | 3    | 3    | 15     |
| Japan     | 9    | 6    | 8      |
| USA       | 2    | 4    | 12     |
| Mexico    | 4    | 2    | 18     |
| Brazil    | 1    | 1    | 25     |
| UAE       |      |      |        |

7



KIMI  
RAIKKONEN

**October 17, 1979** • F1 Debut: **2001 (Sauber)** • Races: **291**  
Wins: **21** • Poles: **18** • F/Laps: **46**  
*World Champion 2007*

### 2018 Season Results so far

| GP         | QUAL | Race | Points |
|------------|------|------|--------|
| Australia  | 2    | 3    | 15     |
| Bahrain    | 2    | dnf  | -      |
| China      | 2    | 3    | 15     |
| Azerbaijan | 6    | 2    | 18     |
| Spain      | 4    | dnf  | -      |
| Monaco     | 4    | 4    | 12     |
| Canada     | 5    | 6    | 8      |
| France     | 6    | 3    | 15     |
| Austria*   | 4    | 2    | 18     |
| GB         | 3    | 3    | 15     |

| GP        | QUAL | Race | Points |
|-----------|------|------|--------|
| Hungary   | 3    | 3    | 15     |
| Belgium   | 3    | 3    | 15     |
| Italy     | 6    | dnf  | -      |
| Singapore | 1    | 2    | 18     |
| Russia    | 5    | 5    | 10     |
| Japan     | 4    | 4    | 12     |
| USA       | 4    | 5    | 10     |
| Mexico    | 3    | 1    | 25     |
| Brazil    | 6    | 3    | 15     |
| UAE       | 4    | 3    | 15     |

\* Fastest Lap



## ASTON MARTIN RED BULL RACING G - Chassis RB13

Base: **Milton Keynes, UK** • Debut: **2005** • Chassis: **RB14** • Engine: **Tag-Heuer (Renault)** • Races: **264**  
Wins: **59** • Poles: **60** • F/Laps: **60** • Constructors' Championships, **4** • Drivers' Championships **4**



**DANIEL  
RICCIARDO**


**July 1, 1989**

F1 Debut: **2011 (HRT)** • Races **149** • Wins **7** • Poles **3** • F/Laps **13**

### 2018 Season Results so far

| GP         | QUAL | Race | Points |
|------------|------|------|--------|
| Australia* | 5    | 4    | 12     |
| Bahrain    |      | 5    | dnf    |
| China*     | 6    | 1    | 25     |
| Azerbaijan | 4    | dnf  | -      |
| Spain*     | 6    | 5    | 10     |
| Monaco     | 1    | 1    | 25     |
| Canada     | 6    | 4    | 12     |
| France     | 5    | 4    | 12     |
| Austria    | 7    | dnf  | -      |
| GB         | 6    | 5    | 10     |
| Germany    | 15   | dnf  | -      |

| GP        | QUAL | Race | Points |
|-----------|------|------|--------|
| Hungary*  | 12   | 4    | 12     |
| Belgium   | 8    | dnf  | -      |
| Italy     | 15   | dnf  | -      |
| Singapore | 6    | 6    | 8      |
| Russia    | 12   | 6    | 8      |
| Japan     | 15   | 4    | 12     |
| USA       | 5    | dnf  | -      |
| Mexico    | 1    | dnf  | -      |
| Brazil    | 6    | 4    | 12     |
| UAE       |      |      |        |



**MAX  
VERSTAPPEN**

**September 30, 1997** • F1 Debut **2015 (STR)** • Races **80**

Wins **5** • Poles **0** • F/Laps **4**

### 2018 Season Results so far

| GP         | QUAL | Race | Points |
|------------|------|------|--------|
| Australia  | 4    | 6    | 8      |
| China      |      | 15   | dnf    |
| Bahrain    |      | 5    | 5      |
| Russia     | 5    | dnf  | -      |
| Spain      |      | 5    | 3      |
| Monaco     | n/t  | 9    | 2      |
| Canada     | *    | 3    | 3      |
| Azerbaijan |      | 4    | 2      |
| Austria    |      | 5    | 1      |
| GB         |      | 5    | 15     |

| GP        | QUAL | Race | Points |
|-----------|------|------|--------|
| Hungary   | 7    | dnf  | -      |
| Belgium   | 7    | 3    | 15     |
| Italy     | 5    | 5    | 10     |
| Singapore | 2    | 18   | 18     |
| Malaysia  | 11   | 5    | 10     |
| Japan     | 3    | 3    | 15     |
| USA       | 15   | 2    | 18     |
| Mexico    | 2    | 1    | 25     |
| Brazil    |      |      |        |
| Uae       |      |      |        |

\* Fastest Lap



## RACING POINT FORCE INDIA F1 TEAM - Chassis VJM10

Base **Silverstone, UK** • Debut **2018 (Belgium)** • Chassis **VJM11** • Engine **Mercedes** • Races **8** • Wins **0** • Poles **0** • F/Laps **0**

11  




SERGIO  
PEREZ

January 26, 1990 • F1 Debut **2011 (Sauber)** • Races **154**  
Wins **0** • Poles **0** • F/Laps **4**

### 2018 Season Results so far

| GP         | QUAL | Race | Points |
|------------|------|------|--------|
| Australia* | 13   | 11   | -      |
| Bahrain    | 12   | 16   | -      |
| China*     | 8    | 12   | -      |
| Azerbaijan | 8    | 3    | 15     |
| Spain*     | 15   | 9    | 2      |
| Monaco     | 9    | 12   | -      |
| Canada     | 10   | 14   | -      |
| France     | 13   | DNF  | -      |
| Austria    | 17   | 7    | 6      |
| GB         | 12   | 10   | 1      |
| Germany    | 10   | 7    | 6      |

| GP        | QUAL | Race | Points |
|-----------|------|------|--------|
| Hungary*  | 19   | 14   | -      |
| Belgium   | 4    | 5    | 10     |
| Italy     | 16   | 7    | 6      |
| Singapore | 7    | 16   | -      |
| Russia    | 8    | 10   | 1      |
| Japan     | 10   | 7    | 6      |
| USA       | 10   | 8    | 4      |
| Mexico    | 13   | DNF  | -      |
| Brazil    | 12   | 10   | 1      |
| UAE       |      |      |        |

31  




ESTEBAN  
OCON

September 17, 1996 • F1 Debut **2016 (Manor)** • Races **49**  
Wins **0** • Poles **0** • F/Laps **0**

### 2018 Season Results so far

| GP         | QUAL | Race | Points |
|------------|------|------|--------|
| Australia* | 15   | 12   |        |
| Bahrain    | 9    | 10   | 1      |
| China*     | 12   | 11   | -      |
| Azerbaijan | 7    | DNF  | -      |
| Spain*     | 13   | DNF  | -      |
| Monaco     | 6    | 6    | 8      |
| Canada     | 8    | 9    | 2      |
| France     | 11   | DNF  | -      |
| Austria    | 11   | 6    | 8      |
| GB         | 10   | 7    | 6      |
| Germany    | 16   | 8    | 4      |

| GP        | QUAL | Race | Points |
|-----------|------|------|--------|
| Hungary*  | 18   | 13   | -      |
| Belgium   | 3    | 6    | 8      |
| Italy     | 8    | 6    | 8      |
| Singapore | 9    | DNF  | -      |
| Russia    | 6    | 9    | 2      |
| Japan     | 8    | 9    | 2      |
| USA       | 6    | DQ   | -      |
| Mexico    | 11   | 11   | -      |
| Brazil    | 13   | 14   | -      |
| UAE       |      |      |        |

\*\*Round 1 (Australia) to Round 12 (Hungary) both drivers were with Sahara Force India F1 Team)

## WILLIAMS MARTINI RACING - Chassis FW40

Base **Wantage, UK** • Debut **1978** • Chassis **FW41** • Engine **Mercedes** • Races **697** (WGPE from 1977)  
Wins **114** • Poles **128** • F/Laps • **132** • Constructor's Championships **9** • Driver's Championships **7**

18



LANCE  
STROLL


October 29, 1998 • F1 Debut 2017 (Williams) • Races 40  
Wins 0 • Poles 0 • F/Laps 0

### 2017 Season Results so far

| GP         | QUAL | Race | Points |
|------------|------|------|--------|
| AUSTRALIA  | 14   | 14   | -      |
| BAHRAIN    | 20   | 14   | -      |
| CHINA      | 18   | 14   | -      |
| AZERBAIJAN | 11   | 8    | 4      |
| SPAIN      | 19   | 11   | -      |
| MONACO     | 18   | 17   | -      |
| CANADA     | 17   | DNF  | -      |
| FRANCE     | 20   | 17   | -      |
| AUSTRIA    | 15   | 14   | -      |
| GB         | N/T  | 12   | -      |
| GERMANY    | 19   | DNF  | -      |

| GP        | QUAL | Race | Points |
|-----------|------|------|--------|
| HUNGARY   | 15   | 17   | -      |
| BELGIUM   | 19   | 13   | -      |
| ITALY     | 10   | 9    | 2      |
| SINGAPORE | 20   | 14   | -      |
| RUSSIA    | 20   | 15   | -      |
| JAPAN     | 14   | 17   | -      |
| USA       | 18   | 14   | -      |
| MEXICO    | 19   | 12   | -      |
| BRAZIL    | 19   | 18   | -      |
| UAE       |      |      |        |

35



SERGEY  
SIROTKIN

August 27, 1995 • F1 Debu 2018 (Williams) • Races 20  
Wins 0 • Poles 0 • F/Laps 0

### 2017 Season Results so far

| GP         | QUAL | Race | Points |
|------------|------|------|--------|
| AUSTRALIA  | 19   | DNF  | -      |
| BAHRAIN    | 18   | 15   | -      |
| CHINA      | 16   | 15   | -      |
| AZERBAIJAN | 12   | DNF  | -      |
| SPAIN      | 18   | 14   | -      |
| MONACO     | 13   | 16   | -      |
| CANADA     | 18   | 17   | -      |
| FRANCE     | 19   | 15   | -      |
| AUSTRIA    | 18   | 13   | -      |
| GB         | 18   | 14   | -      |
| GERMANY    | 12   | DNF  | -      |


| GP        | QUAL | Race | Points |
|-----------|------|------|--------|
| HUNGARY   | 20   | 16   | -      |
| BELGIUM   | 18   | 12   | -      |
| ITALY     | 12   | 10   | 1      |
| SINGAPORE | 19   | 19   | -      |
| RUSSIA    | 18   | 18   | -      |
| JAPAN     | 17   | 16   | -      |
| USA       | 17   | 13   | -      |
| MEXICO    | 20   | 13   | -      |
| BRAZIL    | 15   | 16   | -      |
| UAE       |      |      |        |



## RENAULT SPORT FORMULA ONE TEAM - Chassis R.S.17

Base **Enstone, UK** • Debut **1977** • Chassis **RS18** • Engine **Renault** • Races **361** • Wins **35** • Poles **51** • F/Laps **31**  
Constructors' Championships **2** • Drivers' Championships **2**

27



NICO  
**HULKENBERG**

August 19, 1987 • F1 Debut 2010 (Williams) • Races 155 • Wins 0 • Poles 1

### 2018 Season Results so far

| GP         | QUAL | Race | Points |
|------------|------|------|--------|
| Australia  | 8    | 7    | 6      |
| Bahrain    | 8    | 6    | 8      |
| China      | 7    | 6    | 8      |
| Azerbaijan | 9    | dnf  | -      |
| Spain      | 16   | dnf  | -      |
| Monaco     | 11   | 8    | 4      |
| Canada     | 7    | 7    | 6      |
| France     | 12   | 9    | 2      |
| Austria    | 10   | dnf  | -      |
| GB         | 11   | 6    | 8      |
| Germany    | 7    | 5    | 10     |

| GP        | QUAL | Race | Points |
|-----------|------|------|--------|
| Hungary   | 13   | 12   | -      |
| Belgium   | 15   | dnf  | -      |
| Italy     | 14   | 13   | -      |
| Singapore | 10   | 10   | 1      |
| Russia    | 15   | 12   | -      |
| Japan     | 16   | dnf  | -      |
| USA       | 7    | 6    | 8      |
| Mexico    | 7    | 6    | 8      |
| Brazil    | 14   | dnf  | -      |
| UAE       |      |      |        |

55



CARLOS  
**SAINZ**

September 1, 1994 • F1 Debut 2015 (STR) • Races 80 • Wins 0 • Poles 0

### 2018 Season Results so far

| GP         | QUAL | Race | Points |
|------------|------|------|--------|
| Australia  | 9    | 10   | 1      |
| Bahrain    | 10   | 11   | -      |
| China      | 9    | 9    | 2      |
| Azerbaijan | 10   | 5    | 10     |
| Spain      | 9    | 7    | 6      |
| Monaco     | 8    | 10   | 1      |
| Canada     | 9    | 8    | 4      |
| France     | 7    | 8    | 4      |
| Austria    | 9    | 12   | -      |
| GB         | 16   | dnf  | -      |

| GP       | QUAL | Race | Points |
|----------|------|------|--------|
| Germany  | 8    | 12   | -      |
| Hungary  | 5    | 9    | 2      |
| Belgium  | 16   | 11   | -      |
| Italy    | 7    | 8    | 4      |
| Malaysia | 12   | 8    | 4      |
| Japan    | 14   | 17   | -      |
| USA      | 13   | 10   | 1      |
| Mexico   | 11   | 7    | 6      |
| Brazil   | 8    | dnf  | -      |
| UAE      | 16   | 12   | -      |



## RED BULL TORO ROSSO HONDA - Chassis STR12

Base **Faenza, Italy** • Debut **2006** • Chassis **STR13** • Engine **Honda** • Races **246** • Wins **1** • Poles **1** • F/Laps **1**

10



PIERRE  
GASLY

**February 7, 1996** • F1 Debut **2017 (STR)** • Races **25**  
Wins **0** • Poles **0** • F/Laps **0**


### 2018 Season Results so far

| GP         | QUAL | Race | Points |
|------------|------|------|--------|
| Australia  | -    | -    | -      |
| Bahrain    | -    | -    | -      |
| China      | -    | -    | -      |
| Azerbaijan | -    | -    | -      |
| Spain      | -    | -    | -      |
| Monaco     | -    | -    | -      |
| Canada     | -    | -    | -      |
| France     | -    | -    | -      |
| Austria    | -    | -    | -      |
| GB         | -    | -    | -      |

Germany

| GP        | QUAL | Race | Points |
|-----------|------|------|--------|
| Hungary   | 6    | 6    | 8      |
| Belgium   | 11   | 9    | 2      |
| Italy     | 9    | 14   | -      |
| Singapore | 15   | 13   | -      |
| Russia    | 13   | dnf  | -      |
| Japan     | 7    | 11   | -      |
| USA       | 13   | 12   | -      |
| Mexico    | 15   | 10   | 1      |
| Brazil    | 10   | 13   | -      |
| UAE       |      |      |        |

28



BRENDON  
HARTLEY

**November 10, 1989** • F1 Debu **2017 (STR)** • Races **24**  
Wins **0** • Poles **0** • F/Laps **0**

### 2018 Season Results so far

| GP         | QUAL | Race | Points |
|------------|------|------|--------|
| Australia  | 16   | 15   | -      |
| Bahrain    | 11   | 17   | -      |
| China      | 15   | 20   | -      |
| Azerbaijan | 10   | 1    |        |
| Spain      | nc   | 12   | -      |
| Monaco     | 16   | 19   | -      |
| Canada     | 12   | dnf  | -      |
| France     | 17   | 14   | -      |
| Austria    | 19   | dnf  | -      |
| GB         | n/t  | dnf  | -      |
| Germany    | 18   | 10   | 1      |

| GP        | QUAL | Race | Points |
|-----------|------|------|--------|
| Hungary   | 8    | 11   | -      |
| Belgium   | 12   | 14   | -      |
| Italy     | 18   | dnf  | -      |
| Singapore | 17   | -    |        |
| Russia    | 16   | dnf  | -      |
| Japan     | 6    | 13   | -      |
| USA       | 14   | 9    | 2      |
| Mexico    | 14   | 14   | -      |
| Brazil    | 17   | 11   | -      |
| UAE       |      |      |        |



## HAAS F1 TEAM - Chassis VF17

Base **North Carolina, USA & Banbury, UK** • Debut **2016** Chassis • **VF18** • Engine **Ferrari** • Races **61** • Wins **0**  
Poles **0** • F/Laps **1**

8  
FR



ROMAIN  
GROSJEAN

**April 17, 1986** • F1 Debut **2009 (Renault)** • Races **142**  
Wins **0** • Poles **0** • F/Laps **1**

### 2018 Season Results so far

| GP         | QUAL | Race | Points |
|------------|------|------|--------|
| Australia  | 7    | dnf  | -      |
| Bahrain    | 16   | 13   | -      |
| China      | 10   | 17   | -      |
| Azerbaijan | nc   | dnf  | -      |
| Spain      | 10   | dnf  | -      |
| Monaco     | 15   | 15   | -      |
| Canada     | n/t  | 12   | -      |
| France     | 10   | 11   | -      |
| Austria    | 6    | 4    | 12     |
| GB         | 8    | dnf  | -      |
| Germany    | 6    | 6    | 8      |

| GP        | QUAL | Race | Points |
|-----------|------|------|--------|
| Hungary   | 15   | dnf  | 0      |
| Belgium   | 12   | 7    | 6      |
| Italy     | -    | 15   | 0      |
| Singapore | 15   | 9    | 2      |
| Russia    | 16   | 13   | 0      |
| Japan     | 16   | 9    | 2      |
| USA       | 14   | 14   | 0      |
| Mexico    | 19   | 15   | 0      |
| Brazil    |      |      |        |
| UAE       |      |      |        |

20  
DK



KEVIN  
MAGNUSSEN

**October 5, 1992** • F1 Debut **2014 (McLaren)** 2 • Races **802** •  
Wins **02** • Poles **02** • F/Laps **1**

### 2018 Season Results so far

| GP         | QUAL | Race | Points |
|------------|------|------|--------|
| Australia  | 6    | dnf  | -      |
| Bahrain    | 7    | 5    | 10     |
| China      | 11   | 10   | 1      |
| Azerbaijan | 15   | 13   | -      |
| Spain      | 7    | 6    | 8      |
| Monaco     | 19   | 13   | -      |
| Canada     | 11   | 13   | -      |
| France     | 9    | 6    | 8      |
| Austria    | 8    | 5    | 10     |
| GB         | 7    | 9    | 2      |

| GP        | QUAL | Race | Points |
|-----------|------|------|--------|
| Hungary   | 9    | 7    | 6      |
| Belgium   | 9    | 8    | 4      |
| Italy     | 11   | 16   | -      |
| Singapore | 16   | 18   | -      |
| Russia    | 5    | 8    | 4      |
| Japan     | 12   | dnf  | -      |
| USA       | 12   | dq   | -      |
| Mexico    | 18   | 15   | -      |
| Brazil    | 11   | 9    | 2      |
| UAE       |      |      |        |

\* Fastest Lap



## MCLAREN F1 TEAM - Chassis MCL32

Base **Woking, UK** • Debut **1966** • Chassis **MCL33** • Engine **Renault** • Races **841** • Wins **182** • Poles **155**  
F/Laps **155** • Constructor's Championships **8** • Driver's Championships **12**

2



Stoffel  
**VANDOORNE**


**March 26, 1992** • F1 Debut **2016 (McLaren)** • Races **40**  
Wins **0** • Poles **0** • F/Laps **0**

### 2017 Season Results so far

| GP         | QUAL | Race | Points |
|------------|------|------|--------|
| Australia  | 12   | 9    | 2      |
| Bahrain    | 14   | 8    | 4      |
| China      | 14   | 13   | -      |
| Azerbaijan | 16   | 9    | 2      |
| Spain      | 11   | dnf  | -      |
| Monaco     | 12   | 14   | -      |
| Canada     | 15   | 16   | -      |
| France     | 18   | 12   | -      |
| Austria    | 16   | 15   | -      |
| GB         | 17   | 11   | -      |
| Germany    | 20   | 13   | -      |

| GP        | QUAL | Race | Points |
|-----------|------|------|--------|
| Hungary   | 16   | dnf  | -      |
| Belgium   | 20   | 15   | -      |
| Italy     | 20   | 12   | -      |
| Singapore | 18   | 12   | -      |
| Russia    | 19   | 16   | -      |
| Japan     | 19   | 15   | -      |
| USA       | 20   | 11   | -      |
| Mexico    | 17   | 8    | 4      |
| Brazil    | 20   | 15   | -      |
| UAE       |      |      |        |

14



**FERNANDO  
ALONSO**

**July 29, 1981** • F1 Debut **2001 (Minardi)** • Races **311**  
Wins **32** Poles **22** • F/Laps **23**  
*World Champion 2005 2006*

### 2017 Season Results so far

| GP         | QUAL | Race | Points |
|------------|------|------|--------|
| Australia  | 11   | 5    | 10     |
| Bahrain    | 13   | 7    | 6      |
| China      | 13   | 7    | 6      |
| Azerbaijan | 13   | 7    | 6      |
| Spain      | 8    | 8    | 4      |
| Monaco     | 7    | dnf  | -      |
| Canada     | 14   | dnf  | -      |
| France     | 16   | 16   | -      |
| Austria    | 14   | 8    | 4      |
| GB         | 13   | 8    | 4      |
| Germany    | 11   | 16   | -      |

| GP        | QUAL | Race | Points |
|-----------|------|------|--------|
| Hungary   | 11   | 8    | 4      |
| Belgium   | 17   | dnf  | -      |
| Italy     | 13   | dnf  | -      |
| Singapore | 11   | 7    | 6      |
| Russia    | 17   | 14   | -      |
| Japan     | 18   | 14   | -      |
| USA       | 16   | dnf  | -      |
| Mexico    | 12   | dnf  | -      |
| Brazil    | 18   | 17   | -      |
| UAE       |      |      |        |





## ALFA ROMEO SAUBER F1 TEAM - Chassis C36

Base **Hinwil, Switzerland** • Debut **1993** (excludes 2006-2010 – BMW years) • Chassis **C37** • Engine **Ferrari**  
Races **372** • Wins **0** • Poles **0** • F/Laps **3**




**MARCUS  
ERICSSON**

Born **September 2, 1990** • F1 Debut **2014** (Caterham) • Races **96**  
Wins **0** • Poles **0** • F/Laps **0**

### 2018 Season Results so far

| GP         | QUAL | Race | Points |
|------------|------|------|--------|
| Australia  | 17   | dnf  | -      |
| Bahrain    | 17   | 9    | 2      |
| China      | 20   | 16   | -      |
| Azerbaijan | 18   | 11   | -      |
| Spain      | 17   | 13   | -      |
| Monaco     | 17   | 11   | -      |
| Canada     | 19   | 15   | -      |
| France     | 15   | 13   | -      |
| Austria    | 20   | 10   | 1      |
| GB         | 15   | dnf  | -      |
| Germany    | 13   | 9    | 2      |

| GP        | QUAL | Race | Points |
|-----------|------|------|--------|
| Hungary   | 14   | 15   | -      |
| Belgium   | 14   | 10   | 1      |
| Italy     | 19   | 15   | -      |
| Singapore | 14   | 11   | -      |
| Russia    | 10   | 13   | -      |
| Japan     | 20   | 12   | -      |
| USA       | 19   | 10   | 1      |
| Mexico    | 10   | 9    | 2      |
| Brazil    | 7    | dnf  | -      |
| UAE       |      |      |        |



**CHARLES  
LECLERC**

Born **October 16, 1997** • F1 Debut **2018 (Saubert)** • Races **20**  
Wins **0** • Poles **0** • F/Laps **0**

### 2018 Season Results so far

| GP         | QUAL | Race | Points |
|------------|------|------|--------|
| Australia  | 18   | 13   | -      |
| Bahrain    | 19   | 12   | -      |
| China      | 19   | 19   | -      |
| Azerbaijan | 14   | 6    | 8      |
| Spain      | 14   | 10   | 1      |
| Monaco     | 14   | 18   | -      |
| Canada     | 13   | 10   | 1      |
| France     | 8    | 10   | 1      |
| Austria    | 13   | 9    | 2      |
| GB         | 9    | dnf  | -      |
| Germany    | 9    | 15   | -      |

| GP        | QUAL | Race | Points |
|-----------|------|------|--------|
| Hungary   | 17   | dnf  | -      |
| Belgium   | 13   | dnf  | -      |
| Italy     | 17   | 11   | -      |
| Singapore | 13   | 9    | 2      |
| Russia    | 7    | 7    | 6      |
| Japan     | 11   | dnf  | -      |
| USA       | 9    | dnf  | -      |
| Mexico    | 9    | 7    | 6      |
| Brazil    | 8    | 7    | 6      |
| UAE       |      |      |        |

# ABU DHABI 2009 - 2017

## CURRENT DRIVER'S ABU DHABI RECORD

|            | APPEARANCES | BEST RESULT                           | BEST QUALIFYING            | DNF          |
|------------|-------------|---------------------------------------|----------------------------|--------------|
| HAMILTON   | 9           | 1 <sup>st</sup> x 3<br>2011/14/16     | Pole x 3<br>2009/12/16     | 2<br>2009/12 |
| BOTTAS     | 5           | 1 <sup>st</sup> x 1<br>2017           | Pole x 1<br>2017           | 1<br>2016    |
| VETTEL     | 9           | 1 <sup>st</sup> x 3<br>2009/2010/2013 | Pole x 2<br>2010 /11       | 1<br>2011    |
| RAIKKONEN  | 7           | 1 <sup>st</sup> x 1<br>2012           | 3 <sup>rd</sup><br>2015    | 1<br>2013    |
| RICCIARDO  | 7           | 4 <sup>th</sup><br>2014               | 3 <sup>rd</sup><br>2016    | 2<br>2011/17 |
| VERSTAPPEN | 3           | 4 <sup>th</sup><br>2016               | 6 <sup>th</sup><br>2016/17 | 0            |
| HULKENBERG | 7           | 6 <sup>th</sup><br>2014/17            | 5 <sup>th</sup><br>2013    | 1<br>2012    |
| SAINZ      | 3           | 11 <sup>th</sup><br>2015              | 10 <sup>th</sup><br>2015   | 2<br>2016/17 |
| GROSJEAN   | 7           | 4 <sup>th</sup><br>2013               | 6 <sup>th</sup><br>2013    | 1<br>2012    |
| MAGNUSSEN  | 3           | 11 <sup>th</sup><br>2014              | 9 <sup>th</sup><br>2014    | 1<br>2016    |
| PEREZ      | 7           | 5 <sup>th</sup><br>2015               | 4 <sup>th</sup><br>2015    | 0            |
| OCONE      | 2           | 8 <sup>th</sup><br>2017               | 9 <sup>th</sup><br>2017    | 0            |
| ALONSO     | 9           | 2 <sup>nd</sup><br>2011/12            | 3 <sup>rd</sup><br>2010    | 0            |
| VANDOORNE  | 1           | 12 <sup>th</sup><br>2017              | 13 <sup>th</sup><br>2017   | 0            |
| GASLY      | 1           | 16 <sup>th</sup><br>2017              | 17 <sup>th</sup><br>2017   | 0            |
| HARTLEY    | 1           | 15 <sup>th</sup><br>2017              | 20 <sup>th</sup><br>2017   | 0            |
| LECLERC    | 0           | -                                     | -                          | -            |
| ERICSSON   | 3           | 14 <sup>th</sup><br>2015              | 18 <sup>th</sup><br>2015   | 0            |
| STROLL     | 1           | 18 <sup>th</sup><br>2017              | 15 <sup>th</sup><br>2017   | 0            |
| SIROTKIN   | 0           | -                                     | -                          | -            |



# ABU DHABI 2009 - 2017

## POLES/PODIUMS/FASTEST LAPS

### 2009

|                 |                                                                   |
|-----------------|-------------------------------------------------------------------|
| <b>POLE</b>     | <b>Lewis Hamilton, McLaren Mercedes – 1:40.948 / 198.066 km/h</b> |
| <b>WINNER</b>   | <b>Sebastian Vettel, Red Bull Renault</b>                         |
| 2 <sup>nd</sup> | Mark Webber, Red Bull Renault                                     |
| 3 <sup>rd</sup> | Jenson Button, Brawn Mercedes                                     |
| F/LAP           | Sebastian Vettel, Red Bull Renault – 1:40.279 / 199.387 km/h      |

### 2010

|                 |                                                                     |
|-----------------|---------------------------------------------------------------------|
| <b>POLE</b>     | <b>Sebastian Vettel, Red Bull Renault – 1:39.394 / 201.163 km/h</b> |
| <b>WINNER</b>   | <b>Sebastian Vettel, Red Bull Renault</b>                           |
| 2 <sup>nd</sup> | Lewis Hamilton, McLaren Mercedes                                    |
| 3 <sup>rd</sup> | Jenson Button, McLaren Mercedes                                     |
| F/LAP           | Lewis Hamilton, McLaren Mercedes – 1:41.274 / 197.428 km/h          |

### 2011

|                 |                                                                     |
|-----------------|---------------------------------------------------------------------|
| <b>POLE</b>     | <b>Sebastian Vettel, Red Bull Renault – 1:38.481 / 203.027 km/h</b> |
| <b>WINNER</b>   | <b>Lewis Hamilton, McLaren Mercedes</b>                             |
| 2 <sup>nd</sup> | Fernando Alonso, Ferrari                                            |
| 3 <sup>rd</sup> | Jenson Button, McLaren Mercedes                                     |
| F/LAP           | Mark Webber, Red Bull Renault – 1:42.612 / 194.854 km/h             |

### 2012

|                 |                                                                   |
|-----------------|-------------------------------------------------------------------|
| <b>POLE</b>     | <b>Lewis Hamilton, McLaren Mercedes – 1:40.630 / 198.692 km/h</b> |
| <b>WINNER</b>   | <b>Kimi Räikkönen, Lotus F1 Renault</b>                           |
| 2 <sup>nd</sup> | Fernando Alonso, Ferrari                                          |
| 3 <sup>rd</sup> | Sebastian Vettel, Red Bull Renault                                |
| F/LAP           | Sebastian Vettel, Red Bull Renault – 1:43.964 / 192.320 km/h      |

### 2013

|                 |                                                                |
|-----------------|----------------------------------------------------------------|
| <b>POLE</b>     | <b>Mark Webber, Red Bull Renault – 1:39.957 / 200.030 km/h</b> |
| <b>WINNER</b>   | <b>Sebastian Vettel, Red Bull Renault</b>                      |
| 2 <sup>nd</sup> | Mark Webber, Red Bull Renault                                  |
| 3 <sup>rd</sup> | Nico Rosberg, Mercedes                                         |
| F/LAP           | Fernando Alonso, Ferrari – 1:43.434 / 193.305 km/h             |



## 2014

### POLE WINNER

2<sup>nd</sup>

3<sup>rd</sup>

F/LAP

**Nico Rosberg, Mercedes –  
Lewis Hamilton, Mercedes**

Felipe Massa, Williams Mercedes

Valtteri Bottas, Williams Mercedes

Daniel Ricciardo, Red Bull Renault –

**1:40.480 / 198.988 km/h**

1:44.496 / 191.341 km/h

## 2015

### POLE WINNER

2<sup>nd</sup>

3<sup>rd</sup>

F/LAP

**Nico Rosberg, Mercedes –  
Nico Rosberg, Mercedes**

Lewis Hamilton, Mercedes

Kimi Räikkönen, Ferrari

Lewis Hamilton, Mercedes –

**1:40.237 / 199.471 km/h**

1:44.517 / 191.302 km/h

## 2016

### POLE WINNER

2<sup>nd</sup>

3<sup>rd</sup>

F/LAP

**Lewis Hamilton, Mercedes –  
Lewis Hamilton, Mercedes**

Nico Rosberg, Mercedes

Sebastian Vettel, Ferrari

Sebastian Vettel, Ferrari –

**1:38.755 / 202.464 km/h**

1:43.729 / 192.756 km/h

## 2017

### POLE WINNER

2<sup>nd</sup>

3<sup>rd</sup>

F/LAP

**Valtteri Bottas, Mercedes –  
Valtteri Bottas, Mercedes**

Lewis Hamilton, Mercedes

Sebastian Vettel, Ferrari

Valtteri Bottas, Mercedes –

**1:36.231 / 207.775 km/h**

1:40.650 / 198.652 km/h

# ABU DHABI 2009 - 2017

## DRIVERS WHO HAVE SCORED POINTS IN ABU DHABI

| Total | Driver             | 09 | 10 | 11 | 12 | 13 | 14 | 15 | 16 | 17 |  |
|-------|--------------------|----|----|----|----|----|----|----|----|----|--|
| **    |                    |    |    |    |    |    |    |    |    |    |  |
| 160   | Lewis HAMILTON     |    | 18 | 25 |    | 6  | 50 | 18 | 25 | 18 |  |
| 125   | Sebastian VETTEL   | 10 | 25 |    | 15 | 25 | 8  | 12 | 15 | 15 |  |
| 78    | Nico ROSBERG       |    | 12 | 8  |    | 15 |    | 25 | 18 |    |  |
| 64    | Felipe MASSA       |    | 1  | 10 | 6  | 4  | 36 | 4  | 2  | 1  |  |
| 62    | Kimi RAÏKKÖNEN     |    |    |    | 25 |    | 2  | 15 | 8  | 12 |  |
| 59    | Fernando ALONSO    |    | 6  | 18 | 18 | 10 | 4  |    | 1  | 2  |  |
| 56    | Jenson BUTTON      | 6  | 15 | 15 |    |    | 20 |    |    |    |  |
| 55    | Valtteri BOTTAS    |    |    |    |    |    | 30 |    |    | 25 |  |
| 43    | Daniel RICCIARDO   |    |    |    | 1  |    | 24 | 8  | 10 | 0  |  |
| 42    | Mark WEBBER        | 8  | 4  | 12 |    | 18 |    |    |    |    |  |
| 36    | Nico HÜLKENBERG    |    |    |    |    |    | 16 | 6  | 6  | 8  |  |
| 34    | Sergio PÉREZ       |    |    |    |    | 2  | 12 | 10 | 4  | 6  |  |
| 22    | Max VERSTAPPEN     |    |    |    |    |    |    |    | 12 | 10 |  |
| 17    | Rubens BARRICHELLO | 5  |    |    | 12 |    |    |    |    |    |  |
| 14    | Romain GROSJEAN    |    |    |    |    | 12 |    | 2  |    |    |  |
| 12    | Kamui KOBAYASHI    | 3  |    | 1  | 8  |    |    |    |    |    |  |
| 12    | Paul DI RESTA      |    |    | 2  | 2  | 8  |    |    |    |    |  |
| 10    | Robert KUBICA      |    | 10 |    |    |    |    |    |    |    |  |
| 10    | Pastor MALDONADO   |    |    |    | 10 |    |    |    |    |    |  |
| 8     | Vitaly PETROV      |    | 8  |    |    |    |    |    |    |    |  |
| 6     | Michael SCHUMACHER |    |    | 6  |    |    |    |    |    |    |  |
| 5     | Adrian SUTIL       |    |    | 4  |    | 1  |    |    |    |    |  |
| 4     | Nick HEIDFELD      | 4  |    |    |    |    |    |    |    |    |  |
| 4     | Bruno SENNA        |    |    |    | 4  |    |    |    |    |    |  |
| 4     | Esteban OCON       |    |    |    |    |    |    |    |    | 4  |  |
| 2     | Jarno TRULLI       | 2  |    |    |    |    |    |    |    |    |  |
| 2     | Jaime ALGUERSUARI  |    | 2  |    |    |    |    |    |    |    |  |
| 1     | Sebastien BUEMI    | 1  |    |    |    |    |    |    |    |    |  |
| 1     | Daniil KVYAT       |    |    |    |    |    |    | 1  |    |    |  |

\*\* Double points awarded in 2014



# 2017 FIA FORMULA 1® ETIHAD AIRWAYS ABU DHABI GRAND PRIX

## QUALIFYING

| Pos. | No. | Driver             | Nat | Car                  | Qualifying Time         |
|------|-----|--------------------|-----|----------------------|-------------------------|
| 1    | 77  | Valtteri BOTTAS    | FIN | Mercedes             | 1:36.231 / 207.775 km/h |
| 2    | 44  | Lewis HAMILTON     | GBR | Mercedes             | 1:36.403                |
| 3    | 5   | Sebastian VETTEL   | GER | Ferrari              | 1:36.777                |
| 4    | 3   | Daniel RICCIARDO   | AUS | Red Bull Renault     | 1:36.959                |
| 5    | 7   | Kimi RAIKKONEN     | FIN | Ferrari              | 1:36.985                |
| 6    | 33  | Max VERSTAPPEN     | NDL | Red Bull Renault     | 1:37.328                |
| 7    | 27  | Nico HULKENBERG    | GER | Renault              | 1:38.282                |
| 8    | 11  | Sergio PEREZ       | MEX | Force India Mercedes | 1:38.374                |
| 9    | 31  | Esteban OCON       | FRA | Force India Mercedes | 1:38.397                |
| 10   | 19  | Felipe MASSA       | BRA | Williams Mercedes    | 1:38.550                |
| 11   | 14  | Fernando ALONSO    | ESP | McLaren Honda        | 1:38.636                |
| 12   | 55  | Carlos SAINZ       | ESP | Renault              | 1:38.725                |
| 13   | 2   | Stoffel VANDOOORNE | BEL | McLaren Honda        | 1:38.808                |
| 14   | 20  | Kevin MAGNUSSEN    | DEN | Haas Ferrari         | 1:39.298                |
| 15   | 18  | Lance STROLL       | CAN | Williams Mercedes    | 1:39.646                |
| 16   | 8   | Romain GROSJEAN    | FRA | Haas Ferrari         | 1:39.516                |
| 17   | 10  | Pierre GASLY       | FRA | Toro Rosso Renault   | 1:39.724                |
| 18   | 94  | Pascal WEHRLEIN    | GER | Sauber Ferrari       | 1:39.930                |
| 19   | 9   | Marcus ERICSSON    | SWE | Sauber Ferrari       | 1:39.994                |
| 20   | 28  | Brendon HARTLEY    | NZL | Toro Rosso Renault   | 1:40.471                |





# 2017 FIA FORMULA 1® ETIHAD AIRWAYS ABU DHABI GRAND PRIX

## RACE CLASSIFICATION

| Pos. | No. | Driver            | Nat | Car                  | Time / Gap                 |
|------|-----|-------------------|-----|----------------------|----------------------------|
| 1    | 77  | Valtteri BOTTAS   | FIN | Mercedes             | 1:34.14.062 / 194.422 km/h |
| 2    | 44  | Lewis HAMILTON    | GBR | Mercedes             | 3.899                      |
| 3    | 5   | Sebastian VETTEL  | GER | Ferrari              | 19.330                     |
| 4    | 7   | Kimi RAIKKONEN    | FIN | Ferrari              | 45.386                     |
| 5    | 33  | Max VERSTAPPEN    | NDL | Red Bull Renault     | 46.269                     |
| 6    | 27  | Nico HULKENBERG   | GER | Renault              | 85.713                     |
| 7    | 11  | Sergio PEREZ      | MEX | Force India Mercedes | 92.062                     |
| 8    | 31  | Esteban OCON      | FRA | Force India Mercedes | 98.911                     |
| 9    | 14  | Fernando ALONSO   | ESP | McLaren Honda        | 1 lap                      |
| 10   | 19  | Felipe MASSA      | BRA | Williams Mercedes    | 1 lap                      |
| 11   | 8   | Romain GROSJEAN   | FRA | Haas Ferrari         | 1 lap                      |
| 12   | 2   | Stoffel VANDOORNE | BEL | McLaren Honda        | 1 lap                      |
| 13   | 20  | Kevin MAGNUSSEN   | DEN | Haas Ferrari         | 1 lap                      |
| 14   | 94  | Pascal WEHRLEIN   | GER | Sauber Ferrari       | 1 lap                      |
| 15   | 28  | Brendon HARTLEY   | NZL | Toro Rosso Renault   | 1 lap                      |
| 16   | 10  | Pierre GASLY      | FRA | Toro Rosso Renault   | 1 lap                      |
| 17   | 9   | Marcus ERICSSON   | SWE | Sauber Ferrari       | 1 lap                      |
| 18   | 18  | Lance STROLL      | CAN | Williams Mercedes    | 1 lap                      |

### NOT CLASSIFIED

|    |                  |     |                  |     |
|----|------------------|-----|------------------|-----|
| 55 | Carlos SAINZ     | ESP | Renault          | dnf |
| 3  | Daniel RICCIARDO | AUS | Red Bull Renault | dnf |

### FASTEST LAP

|    |                 |     |                   |                         |
|----|-----------------|-----|-------------------|-------------------------|
| 77 | Valtteri BOTTAS | FIN | Mercedes (lap 52) | 1:40.650 / 198.652 km/h |
|----|-----------------|-----|-------------------|-------------------------|



# 2017 FIA FORMULA 1® ETIHAD AIRWAYS ABU DHABI GRAND PRIX

## RACE REVIEW

### Silver Arrows win – in reverse order

Sometimes the supporting players are allowed their moment in the spotlight, and so it proved when Valtteri Bottas won the ninth Abu Dhabi Grand Prix for Mercedes ahead of teammate Lewis Hamilton and Sebastian Vettel's Ferrari.

It was the fourth 1-2 finish for the Silver Arrows in a dominant 2017 season, but the first one in which the 28-year-old Finn, in his first year with the team, had led Hamilton home.

Bottas set up the victory, his third of the year, by starting from his fourth pole position. His time of 1 minute 36.231 seconds was two and a half seconds inside the 2016 pole-winning time, and he was clearly a man on a mission after finishing second to Vettel at Interlagos two weeks earlier.

'I was so gutted in the last race in Brazil,' he admitted, 'being on pole but missing the win, so I have a clear target for tomorrow.'

Come Sunday, Valtteri's aim was true. He outran world champion Hamilton by almost four seconds, with Vettel a distant third almost 20 seconds adrift.

'I was really managing the pace and that way the race,' said Bottas, who completed F1's equivalent of a football hat-trick by setting the fastest race lap of 1:40.650, an average speed of 198.652 km/h.

'The last few laps I started to go a bit quicker and build the gap,' Bottas added. 'It's a really important win for me after a pretty difficult start to the second half of the season. I couldn't be happier to finish the season like this.'

With the exception of Daniel Ricciardo's Red Bull, sidelined by hydraulic issues after 20 laps, the other five cars at the front of the grid came home in their starting order. Kimi Räikkönen's Ferrari was fourth ahead of the second Red Bull driven by Max Verstappen, a frustrated young man after being snarled up in late-race traffic.

Behind them, sixth place was a significant achievement for Nico Hülkenberg as it carried Renault past Toro Rosso in the constructors' standings.

Force India supplied seventh and eighth in the shapes of Sergio Pérez and Esteban Ocon, with Fernando Alonso in the points for McLaren in ninth, the veteran Spaniard's third consecutive top-10 finish rounding off a low-key season on a slightly higher note.

Another much-loved F1 veteran, Felipe Massa, rounded out the top 10 finishers – and this time it really was farewell for the Brazilian, coaxed out of the previous year's retirement for one final fling with Williams.

Of the 20 starters, 18 completed the race. Joining Ricciardo on the DNF list was Carlos Sainz, whose Renault was released from a pit stop with its front left wheel incorrectly attached and almost coming adrift in Yas Marina Circuit's unique tunnel.

Hamilton's fourth title came with a comfortable 46-point margin over Vettel, with Bottas 12 points behind the German, while Mercedes swamped Ferrari by 146 points to make it four consecutive seasons with both titles won by the Silver Arrows. They were clearly the target for the rest in 2018.



# USEFUL ABU DHABI INFORMATION

## Discover Abu Dhabi

Capture the architectural prowess of the Sheikh Zayed Grand Mosque, zoom to the pace of a speedboat tour of Abu Dhabi's coastline, tune to the sound of the wind while sand skiing at sunset, and enjoy breath-taking views from the emirate's clear skies. Experience an adrenaline-rush while challenging enormous sand dunes or the world's faster roller coaster at Ferrari World Abu Dhabi, try one of Yas Waterworld's 43 rides, slides & attractions, enjoy the peace and tranquility of a stroll through Al Ain's cooling oasis, and cruise our waters in a traditional pearling boat.

Captivating culture, breathtaking luxury, exhilarating adventure and the warmth of Arabian hospitality await you in Abu Dhabi. [www.visitabudhabi.ae](http://www.visitabudhabi.ae)

Abu Dhabi is a genuine leisure haven, with attractions for every taste - a destination that intrigues, captivates and invites you to discover more.

## Culture & Heritage

Abu Dhabi's culture is firmly rooted in Arabia's Islamic traditions, creating a shining example of Islam's true commitment to tolerance and hospitality. The combination of international influences and a strong commitment to local heritage has created an intriguing mix of new and old.

Once a vital green oasis on the caravan route from UAE to Oman, Al Ain (meaning 'The Spring') is the emirate's heritage heartland, one of the world's oldest continually inhabited settlements, and a UNESCO World Heritage Site.

An exquisite architectural work of art and one of the world's largest mosques, with a capacity for an astonishing 41,000 worshippers, Sheikh Zayed Grand Mosque features 82 domes, over 1,000 columns, 24-carat gold gilded chandeliers and the world's largest hand knotted carpet. The main prayer hall is dominated by one of the world's largest chandeliers - 10 metres in diameter, 15 metres in height and weighing 12 tonnes.

Just seven minutes from downtown Abu Dhabi and 20 minutes from Abu Dhabi International Airport, the 27 square kilometre Saadiyat Island is undergoing remarkable transformation into a world class leisure, residential, business and cultural hub, housing the world's largest single concentration of premier cultural assets.

Led by The Louvre Abu Dhabi, which is home to hundreds of acclaimed works of art and masterpieces from around the world. The Louvre Abu Dhabi will be joined by the Zayed National Museum and Guggenheim Abu Dhabi - all designed by Pritzker prize winners.

## Desert Experiences

The vast expanse of desert that lies outside the Liwa Oasis in the Western Region is perfect for adrenaline fuelled off-road driving. With 300-metre dunes and long sand valleys, you'll never get bored of desert driving.

Skiing takes on a whole new meaning on Abu Dhabi's desert dunes. Boasting the world's largest dunes, towering hundreds of metres above the surrounding plains, the Liwa Oasis is a sand skier's paradise.

A trip to the desert isn't complete without a night under the stars. You can arrange camping adventures with a tour company or rent a four wheel drive and buy the equipment yourself.

Almost a fairytale from '1001 nights', the magnificent Qasr Al Sarab Desert Resort by Anantara seems to spring out of nowhere, a luxurious oasis in the midst of the mystic Liwa Desert. Enjoy an array of facilities and desert experiences and immerse yourself in the wonderful splendour of an eternally changing landscape.

On a dedicated Al Khatem plot in Al Ain, deep in Abu Dhabi's heritage heartland, the Arabian Nights Village harnesses the soul and essence of old Arabia. Conceived to give visitors a chance to experience the mythical and timeless beauty of the desert and traditional Emirati life, the village is not a hotel, but by no means a rustic camp.

## Discover Yas Island

An emerging entertainment destination within a 30-minute drive of the UAE capital, Yas Island is home to the state-of-the-art Yas Marina Circuit – host to the FORMULA 1® ETIHAD AIRWAYS ABU DHABI GRAND PRIX. Get to grips with Yas Marina Circuit through a series of track day packages, including 'Driver Experiences', 'Passenger Experiences', 'Private Driving Tuition' programmes and 'Racing License Courses'.

The circuit's centrepiece is Yas Hotel Abu Dhabi, a five-star, iconic hotel – the only one in the world to straddle an F1® race track and is breathtakingly built half on land and half over water.

Attracting super yachts from as far away as Australia for the annual FORMULA 1® ETIHAD AIRWAYS ABU DHABI GRAND PRIX, the Yas Marina is central to Abu Dhabi's ambitions of becoming a strong rival to traditional yachting grounds such as the Mediterranean and Caribbean. Overlooking the stunning Yas Marina F1® Circuit, Cipriani features signature dishes from Harry's Bar in Venice and classic Italian favourites.

It's fast and furious fun for all ages at **Ferrari World Abu Dhabi** – the world's first Ferrari theme park and the largest attraction of its kind. The park tells the Ferrari story with passion and excitement through more than 20 exhilarating and educational rides and attractions, interactive shopping and authentic Italian dining experiences.

**Yas Waterworld** spans an area equivalent to 15 football pitches, with 43 rides, slides and attractions – five of which are one-of-a-kind. Visitors to this futuristic waterpark will be able to try the 238-metre long, world's first, and largest hydromagnetic-powered, six-person tornado waterslide. For adrenaline seekers there are three-metre high waves on Bubble's Barrel, which has the world's largest surfable sheet wave for flowboards and bodyboards. The Bandit Bomber, a 550-metre coaster, is the first with onboard water and laser effects. Riders can shoot jets of water at targets, drop water bombs and trigger special effects, while people below can spray them with water as they pass. A true full-day experience, the park draws on Abu Dhabi's heritage and has 'The Lost Pearl' as its theme. It also features a souk, pearl-diving exhibits and restaurants.

**Warner Bros. World™ Abu Dhabi** Brings together all your favorite Warner Bros. characters and stories under one roof to offer you an enthralling, captivating day out for all the family. Walk through the iconic Warner

Bros. shield and be transported to a whole new world of action, adventure, wackiness and more, in which you can create and enjoy many a memorable moment with family and friends!

On the west shores of Yas Island, Yas Links Abu Dhabi – an award-winning golf course, designed by Kyle Phillips, one of the world's leading golf course architects – is in line with the traditional links golf commonly associated with the coastal towns of Scotland and Ireland. Voted among the 'Top 10 New International Golf Courses' by the influential US publication Golf Magazine, Yas Links features a 7,450-yard, par 72 course, utilising five teeing grounds per hole, with all 18 benefiting from ocean views. Recently Yas Links has also been named one of the world's top 25 by influential US magazine, Golf Digest.

Set on Yas Island's tranquil southern shores, Yas Beach is the island's only stretch of beach. Open daily from 10am to 7pm, it is a great spot to relax and enjoy sun, sea, sand, food and drinks, and there's plenty of car parking available. The island also houses Abu Dhabi's biggest and the UAE's second largest shopping centre, the Yas Mall. The mall provides a vibrant getaway shopping experience for tourists, international guests and local residents.

## Yas Mall

A Prime Destination for Shopping, Dining and Entertainment, Yas Mall is the capital's ultimate destination for shopping, dining and entertainment right in the heart of Yas Island.

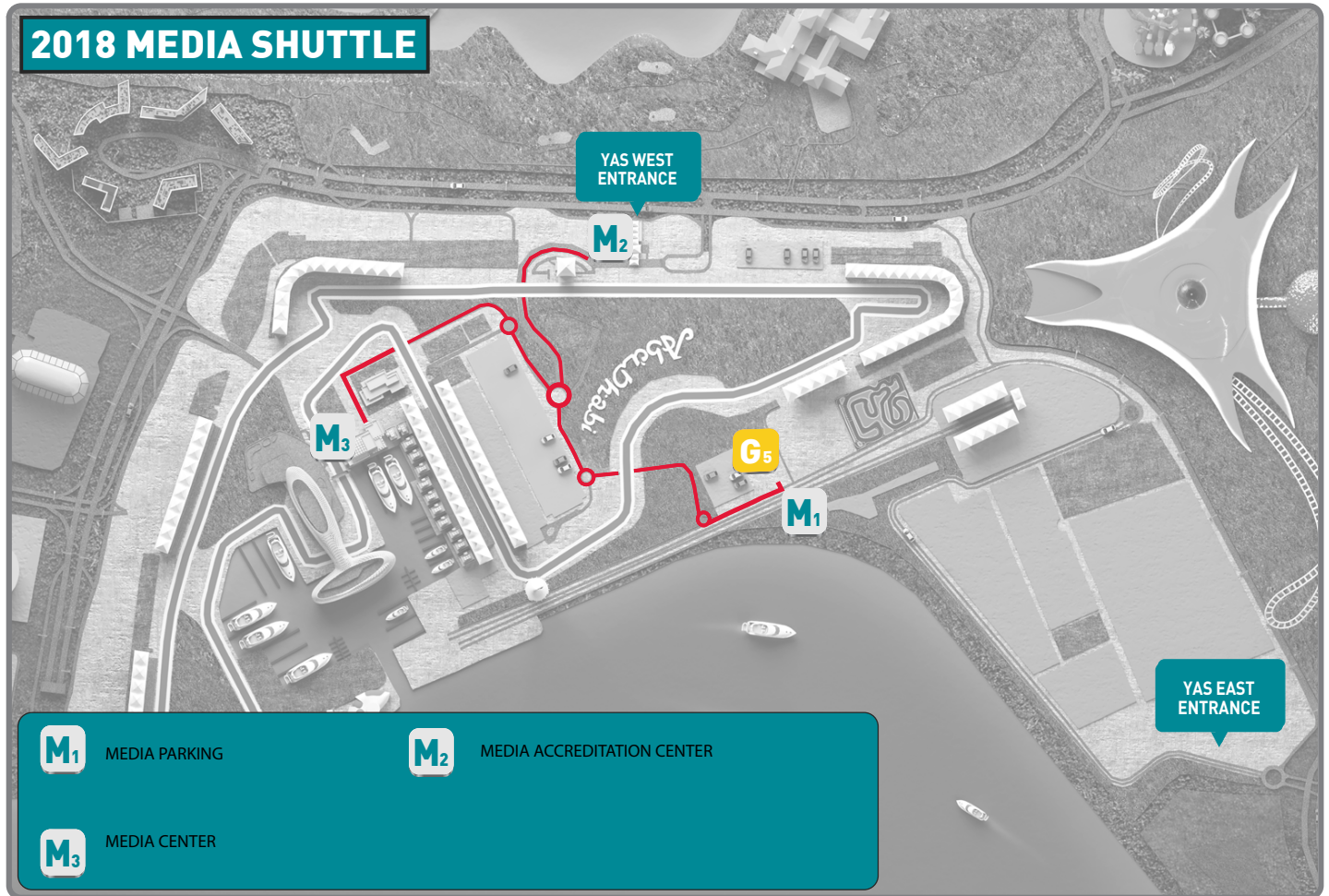
Immersed in natural light, the spacious avenues of this experiential shopping destination offer three floors of exciting, leading international and regional retail and restaurant brands, with 370 stores and more than 60 indoor and outdoor restaurants and cafes. Yas Mall also offers endless entertainment, with a 20 screen state-of-the-art cinema operated by VOX Cinemas and a family entertainment zone by Fun Works, as well as a direct link to Ferrari World Abu Dhabi, the world's largest indoor theme park.

Yas Mall brings a variety of unique and exclusive stores, including the Capital's only Apple store and TRYANO the luxury department store from Chalhoub Group with a range of shoes, bags and children's clothing; in addition to the region's largest stores from some of the most prominent brands such as Zara, Nike and Adidas, amongst many more.

For more info: [www.yasmall.ae](http://www.yasmall.ae)

# MAPS & DIAGRAMS

## MEDIA CENTRE, MAC, PARKING & SHUTTLE



### Media Shuttle Schedule

|           |             |               |
|-----------|-------------|---------------|
| Wednesday | November 21 | 11:30 – 21:00 |
| Thursday  | November 22 | 08:30 – 23:00 |
| Friday    | November 23 | 08:30 – 00:00 |
| Saturday  | November 24 | 08:30 – 01:00 |
| Sunday    | November 25 | 08:30 – 02:00 |



## CIRCUIT MAP LAYOUT





## PHOTOGRAPHERS WINDOW MAP

