

FIA WEC

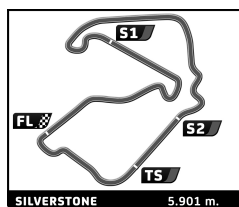
6 Hours of Silverstone

Free Practice 3

Sector Analysis

Personal Best Session Best B Crossing the finish line in pit lane

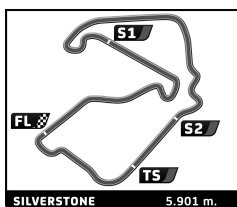
Lap	D	Time	Sector 1	Sector 2	Sector 3	T. Spd	Elapsed	Lap	D	Time	Sector 1	Sector 2	Sector 3	T. Spd	Elapsed
1		Rebellion Racing		3. Bruno SENNA		Rebellion R13 - Gibson LMP1									
		1. Neel JANI													
		2. André LOTTERER													
1	2	2:22.409	B	55.290	50.016	37.103	264.7	2:22.409							
2	2	9:20.637		8:05.358	46.401	28.878	274.8	11:43.046							
3	2	1:44.170		31.696	42.976	29.498	284.2	13:27.216							
4	2	1:42.785		31.820	42.459	28.506	285.0	15:10.001							
5	2	1:42.208		31.230	42.611	28.367	283.5	16:52.209							
6	2	1:45.789		32.347	44.345	29.097	285.7	18:37.998							
7	2	1:44.159		31.370	43.838	28.951	282.0	20:22.157							
8	2	1:43.751		31.422	43.199	29.130	287.2	22:05.908							
9	2	1:44.087		32.014	44.045	28.028	283.5	23:49.995							
10	2	1:43.450		32.318	43.271	27.861	284.2	25:33.445							
11	2	1:43.126		32.455	42.499	28.172	284.2	27:16.571							
12	2	1:46.293		31.415	46.500	28.378	285.0	29:02.864							
13	2	1:45.887		33.259	43.606	29.022	282.7	30:48.751							
14	2	1:44.657	B	31.315	42.861	30.481	282.7	32:33.408							
15	1	6:55.003		5:41.715	44.603	28.685	285.7	39:28.411							
16	1	1:44.728		32.166	44.052	28.510	284.2	41:13.139							
17	1	1:46.468		32.001	45.531	28.936	285.0	42:59.607							
18	1	1:43.387		31.874	42.495	29.018	287.2	44:42.994							
19	1	1:44.284		31.876	42.996	29.412	286.5	46:27.278							
20	1	1:42.888		32.220	42.488	28.180	285.0	48:10.166							
21	1	1:42.817		31.328	43.172	28.317	287.2	49:52.983							
22	1	1:44.974		31.743	43.894	29.337	279.8	51:37.957							
23	1	1:44.021		31.485	43.754	28.782	286.5	53:21.978							
24	1	1:42.493		31.185	42.813	28.495	287.2	55:04.471							
25	1	2:32.144	B	33.109	50.918	1:08.117	79.2	57:36.615							
3		Rebellion Racing		3. Gustavo MENEZES		Rebellion R13 - Gibson LMP1									
		1. Mathias BECHE													
		2. Thomas LAURENT													
1	1	1:56.168		41.763	44.675	29.730	279.8	1:56.168							
2	1	1:41.557		31.337	42.430	27.790	286.5	3:37.725							
3	1	1:41.866		31.114	42.421	28.331	288.0	5:19.591							
4	1	1:42.100		31.393	42.573	28.134	287.2	7:01.691							
5	1	1:46.195	B	32.099	44.193	29.903	286.5	8:47.886							
6	1	9:58.485		8:45.955	42.966	29.564	284.2	18:46.371							
7	1	1:44.653		31.681	44.299	28.673	279.1	20:31.024							
8	1	1:43.306		31.498	43.630	28.178	284.2	22:14.330							
9	1	1:43.679		31.517	43.913	28.249	284.2	23:58.009							
10	1	1:46.841	B	31.959	43.566	31.316	285.7	25:44.850							
11	3	5:56.855		4:43.749	44.662	28.444	285.0	31:41.705							
12	3	1:43.123		31.445	43.088	28.590	285.7	33:24.828							
13	3	1:43.971		31.319	44.252	28.400	282.7	35:08.799							
14	3	1:42.475		31.398	42.814	28.263	283.5	36:51.274							
15	3	1:41.657		31.261	42.307	28.089	285.0	38:32.931							
16	3	1:46.500	B	31.636	43.619	31.245	286.5	40:19.431							
17	3	6:16.494		5:05.590	42.705	28.199	284.2	46:35.925							
18	3	1:42.114		31.261	42.757	28.096	284.2	48:18.039							
19	3	1:44.455	B	31.282	42.600	30.573	284.2	50:02.494							
20	2	2:49.564		1:38.696	42.907	27.961	283.5	52:52.058							
21	2	1:45.617		32.071	45.477	28.069	280.5	54:37.675							
22	2	1:56.033		35.111	45.340	35.582	281.2	56:33.708							
23	2	3:32.486	B	1:19.435	1:40.617	32.434	262.8	1:00:06.194							
4		Bykolles Racing Team				Enso CLM P1/01 - Nismo LMP1									
		1. Oliver WEBB													
		2. René BINDER													
1	2	2:29.909	B	58.204	55.958	35.747	266.0	2:29.909							
2	2	9:28.660		8:07.592	49.332	31.736	248.3	11:58.569							
3	2	1:49.181		33.376	46.501	29.304	288.0	13:47.750							
4	2	1:46.100		32.263	44.914	28.923	288.0	15:33.850							
5	2	1:45.454		32.014	44.485	28.955	288.8	17:19.304							
6	2	1:51.247	B	32.470	46.649	32.128	288.8	19:10.551							
7	2	6:30.164		5:12.964	47.771	29.429	282.7	25:40.715							
8	2	1:43.805		31.451	44.210	28.144	288.8	27:24.520							
9	2	1:43.606		31.390	43.566	28.650	291.9	29:08.126							
10	2	1:50.467	B	31.441	47.421	31.605	288.8	30:58.593							
11	2	10:12.728		8:56.268	46.610	29.850	289.5	41:11.321							
12	2	1:44.896		32.366	44.206	28.324	288.8	42:56.217							
13	2	1:46.267		32.829	44.681	28.757	287.2	44:42.484							
14	2	1:45.468		31.806	44.463	29.199	291.9	46:27.952							
15	2	1:50.166	B	33.679	44.608	31.879	289.5	48:18.118							
16	1	3:17.136	B	1:57.292	45.942	33.902	288.0	51:35.254							
17	1	4:03.544		2:49.362	44.760	29.422	289.5	55:38.798							
18	1	3:23.928	B	33.105	1:43.032	1:07.791	80.5	59:02.726							
7		Toyota Gazoo Racing		3. Jose Maria LOPEZ		Toyota TS050 - Hybrid LMP1 - H									
		1. Mike CONWAY													
		2. Kamui KOBAYASHI													
1	2	1:54.701		39.997	44.520	30.184	272.0	1:54.701							
2	2	1:40.364		30.851	41.863	27.650	278.4	3:35.065							
3	2	1:41.201		30.826	42.652	27.723	277.6	5:16.266							
4	2	1:42.056		30.855	42.422	28.779	274.8	6:58.322							
5	2	1:42.786		31.589	43.181	28.016	278.4	8:41.108							
6	2	1:43.856		31.010	44.771	28.075	276.2	10:24.964							
7	2	1:43.051		31.193	43.958	27.900	277.6	12:08.015							
8	2	1:43.238	B	30.648	42.172	30.418	281.2	13:51.253							
9	3	2:34.267		1:21.620	44.140	28.507	273.4	16:25.520							
10	3	1:43.903		31.782	44.080	28.041	272.7	18:09.423							
11	3	1:42.696		31.574	43.262	27.860	276.9	19:52.119							
12	3	1:41.454		30.734	43.180	27.540	279.1	21:33.573							
13	3	1:40.033		30.622	41.851	27.560	279.1	23:13.606							
14	3	1:43.474	B	31.318	42.463	29.693	282.0	24:57.080							
15	3	6:25.616		5:14.338	42.797	28.481	272.0	31:22.696							
16	3	1:41.224		30.765	42.310	28.149	275.5	33:03.920							
17	3	1:40.146		30.628	41.791	27.727	276.2	34:44.066							
18	3	1:42.880	B	31.185	42.518	29.177	282.7	36:26.946							
19	3	2:31.889		1:19.691	44.065	28.133	272.0	38:58.835							
20	3	1:41.832	B	30.646	41.778	29.408	280.5	40:40.667							
21	1	4:31.210		3:18.164	43.667	29.379	268.7	45:11.877							
22	1	1:40.873		31.233	41.840	27.800	277.6	46:52.750							
23	1	1:40.801		30.606	42.055	28.140	273.4	48:33.551							
24	1	1:41.426		31.306	42										



FIA WEC
6 Hours of Silverstone
Free Practice 3
Sector Analysis

Personal Best Session Best B Crossing the finish line in pit lane

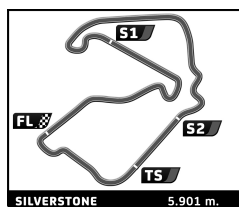
Lap	D	Time	Sector 1	Sector 2	Sector 3	T. Spd	Elapsed	Lap	D	Time	Sector 1	Sector 2	Sector 3	T. Spd	Elapsed
2	3	1:37.677	29.585	40.275	27.817	282.0	3:29.711	11	SMP Racing		3.Jenson BUTTON		BR Engineering BR1 - AER LMP1		
3	3	2:01.447	34.450	54.694	32.303	180.3	5:31.158	1	3	2:14.244	57.888	45.818	30.538	283.5	2:14.244
4	3	1:38.875	29.840	40.512	28.523	289.5	7:10.033	2	3	1:44.631	32.314	44.012	28.305	281.2	3:58.875
5	3	1:54.589 B	36.297	46.540	31.752	272.7	9:04.622	3	3	1:46.510 B	33.225	43.164	30.121	287.2	5:45.385
6	2	2:56.464	1:42.015	43.866	30.583	271.4	12:01.086	4	3	5:48.002	4:29.178	47.886	30.938	258.4	11:33.387
7	2	1:40.279	30.789	41.484	28.006	281.2	13:41.365	5	3	1:43.669	30.255	42.544	30.870	282.7	13:17.056
8	2	1:58.707	31.761	49.836	37.110	117.8	15:40.072	6	3	1:39.762	30.633	41.614	27.515	285.0	14:56.818
9	2	1:39.469	30.123	41.343	28.003	279.1	17:19.541	7	3	1:54.151 B	34.525	48.539	31.087	282.7	16:50.969
10	2	1:50.043 B	32.508	44.737	32.798	279.1	19:09.584	8	2	3:27.605	2:12.067	45.981	29.557	279.8	20:18.574
11	2	2:46.925	1:31.322	46.110	29.493	264.1	21:56.509	9	2	1:43.293	31.302	43.754	28.237	282.7	22:01.867
12	2	1:43.657	31.905	42.955	28.797	274.8	23:40.166	10	2	1:41.134	31.271	42.174	27.689	286.5	23:43.001
13	2	1:40.710	30.736	42.066	27.908	274.8	25:20.876	11	2	1:44.762	31.189	43.834	29.739	285.0	25:27.763
14	2	1:42.301	30.879	43.213	28.209	274.8	27:03.177	12	2	1:44.478 B	31.143	42.417	30.918	285.7	27:12.241
15	2	1:42.467	30.965	43.595	27.907	276.2	28:45.644	13	1	14:07.086	...	44.731	28.168	285.0	41:19.327
16	2	1:43.485 B	31.497	42.582	29.406	279.8	30:29.129	14	1	1:43.433	31.626	43.607	28.200	284.2	43:02.760
17	3	2:39.141	1:27.632	42.884	28.625	272.0	33:08.270	15	1	1:47.070	33.580	45.210	28.280	281.2	44:49.830
18	3	1:40.004	30.719	41.667	27.618	274.1	34:48.274	16	1	1:42.624	31.922	42.654	28.048	285.0	46:32.454
19	3	1:40.374	30.743	41.576	28.055	275.5	36:28.648	17	1	1:43.777	31.431	43.611	28.735	286.5	48:16.231
20	3	1:42.597	30.966	42.798	28.833	272.7	38:11.245	18	1	1:43.048	31.682	43.151	28.215	286.5	49:59.279
21	3	1:41.266	31.310	41.765	28.191	274.1	39:52.511	19	1	1:43.974	31.693	43.884	28.397	285.7	51:43.253
22	3	1:40.296	30.792	41.643	27.861	275.5	41:32.807	20	1	1:45.379	32.017	43.972	29.390	287.2	53:28.632
23	3	1:42.148	30.906	41.784	29.458	274.8	43:14.955	21	1	1:43.785	31.967	43.467	28.351	285.7	55:12.417
24	3	1:47.479 B	31.462	41.656	34.361	277.6	45:02.434	22	1	2:46.811 B	31.722	1:07.529	1:07.560	79.5	57:59.228
25	1	2:35.690	1:22.966	44.219	28.505	277.6	47:38.124	17	SMP Racing		3.Loic DUVAL		Oreca 07 - Gibson LMP2		
26	1	1:41.112	30.832	41.715	28.565	270.0	49:19.236	1	1	2:37.159	1:19.531	47.873	29.755	282.7	2:37.159
27	1	1:42.407	31.594	42.692	28.121	274.1	51:01.643	2	1	1:43.904	32.088	43.192	28.624	283.5	4:21.063
28	1	1:43.272	31.429	42.689	29.154	287.2	52:44.915	3	1	1:47.577	31.827	...	241.1	...	6:08.640
29	1	1:41.121	30.779	42.308	28.034	275.5	54:26.036	4	1	1:44.910 B	31.683	42.971	30.256	285.0	7:53.550
30	1	1:40.524	30.802	41.969	27.753	276.2	56:06.560	5	1	4:02.095	2:49.992	43.663	28.440	285.0	11:55.645
31	1	3:39.893 B	59.298	1:51.412	49.183	166.7	59:46.453	6	1	1:43.229	32.135	42.880	28.214	285.7	13:38.874
								7	1	1:45.679	31.543	45.016	29.120	284.2	15:24.553
								8	1	1:47.495 B	31.469	45.197	30.829	281.2	17:12.048
								9	2	4:08.888	2:50.663	49.464	28.761	282.7	21:20.936
								10	2	1:42.547	31.374	43.085	28.088	285.0	23:03.483
								11	2	1:45.122	31.909	44.324	28.889	284.2	24:48.605
								12	2	1:43.234	31.974	43.186	28.074	285.7	26:31.839
								13	2	1:45.098	31.563	45.218	28.317	284.2	28:16.937
								14	2	1:41.003	31.129	41.910	27.964	285.7	29:57.940
								15	2	1:42.421	31.180	43.191	28.050	286.5	31:40.361
								16	2	1:51.243 B	31.535	46.214	33.494	285.7	33:31.604
								17	1	6:15.191	4:59.123	46.229	29.839	285.0	39:46.795
								18	1	1:39.326	30.582	41.403	27.341	288.0	41:26.121
								19	1	1:49.228	33.858	44.841	30.529	228.3	43:15.349
								20	1	1:46.350	31.592	42.293	32.465	285.0	45:01.699
								21	1	1:49.464 B	31.946	45.255	32.263	281.2	46:51.163
								22	2	8:43.250	7:24.713	49.386	29.151	285.7	55:34.413
								23	2	3:22.146 B	31.971	1:42.011	1:08.164	79.5	58:56.559
								28	TDS Racing		3.Loic DUVAL		Oreca 07 - Gibson LMP2		
								1	2	2:10.195	50.952	47.701	31.542	260.2	2:10.195
								2	2	1:51.914	33.343	46.925	31.646	270.7	4:02.109



FIA WEC
6 Hours of Silverstone
Free Practice 3
Sector Analysis

Personal Best Session Best B Crossing the finish line in pit lane

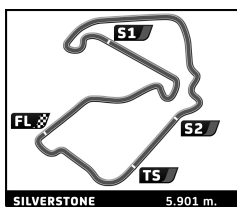
Lap	D	Time	Sector 1	Sector 2	Sector 3	T. Spd	Elapsed	Lap	D	Time	Sector 1	Sector 2	Sector 3	T. Spd	Elapsed	
3	2	1:47.710	32.913	45.252	29.545	272.0	5:49.819	31 DragonSpeed 1. Roberto GONZALEZ 2. Pastor MALDONADO 3. Anthony DAVIDSON Oreca 07 - Gibson LMP2	1	2	2:05.850	45.483	48.588	31.779	270.0	2:05.850
4	2	1:47.596	32.906	45.194	29.496	272.0	7:37.415		2	2	1:45.815	32.499	44.047	29.269	275.5	3:51.665
5	2	1:47.510	33.014	44.916	29.580	272.0	9:24.925		3	2	1:51.018	34.563	46.261	30.194	272.0	5:42.683
6	2	1:47.293	32.873	44.738	29.682	273.4	11:12.218		4	2	1:47.954	32.591	45.591	29.772	271.4	7:30.637
7	2	1:48.820	32.964	45.807	30.049	272.7	13:01.038		5	2	1:46.318	32.613	44.305	29.400	273.4	9:16.955
8	2	1:51.598 B	33.567	45.949	32.082	273.4	14:52.636		6	2	1:51.679 B	33.031	45.843	32.805	250.6	11:08.634
9	2	4:45.958	3:25.569	49.929	30.460	268.7	19:38.594		7	1	4:17.475	2:56.931	48.507	32.037	271.4	15:26.109
10	2	1:44.247	32.211	43.428	28.608	274.8	21:22.841		8	1	1:49.690	33.373	46.440	29.877	273.4	17:15.799
11	2	1:49.008 B	32.283	43.796	32.929	274.8	23:11.849		9	1	1:48.835	34.045	45.156	29.634	272.7	19:04.634
12	1	3:13.401	1:55.475	46.537	31.389	270.7	26:25.250		10	1	1:51.888	33.868	46.542	31.478	268.7	20:56.522
13	1	1:57.905	33.350	50.395	34.160	264.7	28:23.155		11	1	1:50.807	33.659	46.415	30.733	267.3	22:47.329
14	1	1:52.341	34.194	47.651	30.496	272.0	30:15.496		12	1	1:49.933	34.306	45.411	30.216	274.8	24:37.262
15	1	1:52.150	33.430	47.922	30.798	266.7	32:07.646		13	1	1:49.751	33.897	45.682	30.172	274.1	26:27.013
16	1	1:50.191	33.207	46.422	30.562	272.0	33:57.837		14	1	1:53.253	33.929	48.254	31.070	261.5	28:20.266
17	1	1:51.501	33.879	45.777	31.845	271.4	35:49.338		15	1	1:48.454	33.829	44.940	29.685	274.8	30:08.720
18	1	1:50.357	33.963	46.246	30.148	270.7	37:39.695		16	1	1:48.989	33.964	45.177	29.848	273.4	31:57.709
19	1	1:50.713 B	33.274	46.413	31.026	271.4	39:30.408		17	1	1:50.405	34.631	45.694	30.080	273.4	33:48.114
20	3	6:51.349	5:35.260	46.211	29.878	270.7	46:21.757		18	1	1:48.274	33.304	45.144	29.826	273.4	35:36.388
21	3	1:46.033	32.661	44.303	29.069	273.4	48:07.790		19	1	1:55.102 B	33.613	47.345	34.144	267.3	37:31.490
22	3	1:46.605	32.427	44.145	30.033	273.4	49:54.395		20	3	3:59.931	2:43.940	46.371	29.620	272.0	41:31.421
23	3	1:46.637	32.807	44.372	29.458	273.4	51:41.032		21	3	1:49.151	33.304	46.253	29.594	270.0	43:20.572
24	3	1:47.029	32.754	44.841	29.434	271.4	53:28.061		22	3	1:49.478	33.630	46.096	29.752	271.4	45:10.050
25	3	1:46.629	32.647	44.555	29.427	274.1	55:14.690		23	3	1:48.696	33.425	45.576	29.695	271.4	46:58.746
26	3	2:49.895 B	32.478	1:10.172	1:07.245	79.8	58:04.585		24	3	1:48.596	33.208	45.199	30.189	272.7	48:47.342
29 Racing Team Nederland 1. Frits VAN EERD 2. Giedo VAN DER GARDE 3. Nyck DE VRIES Dallara P217 - Gibson LMP2									36 Signatech Alpine Matmut 1. Nicolas LAPIERRE 2. André NEGRÃO 3. Pierre THIRIET Alpine A470 - Gibson LMP2							
1	3	2:07.316	48.530	47.944	30.842	270.0	2:07.316		1	1	2:04.200	46.693	47.631	29.876	274.1	2:04.200
2	3	1:48.788	33.473	45.733	29.582	271.4	3:56.104	2	1	1:47.175	32.772	44.766	29.637	271.4	3:51.375	
3	3	1:48.392	33.420	45.247	29.725	272.7	5:44.496	3	1	1:46.763	32.758	44.679	29.326	271.4	5:38.138	
4	3	1:48.113	33.062	45.437	29.614	273.4	7:32.609	4	1	1:49.939 B	33.833	44.735	31.371	272.0	7:28.077	
5	3	1:50.677 B	33.445	45.243	31.989	272.7	9:23.286	5	1	4:20.729	3:06.293	44.903	29.533	270.7	11:48.806	
6	1	3:49.741	2:31.287	47.795	30.659	270.7	13:13.027	6	1	1:48.359	33.203	45.880	29.276	271.4	13:37.165	
7	1	2:02.275 B	34.873	51.050	36.352	260.9	15:15.302	7	1	1:48.054	32.938	45.033	30.083	272.0	15:25.219	
8	1	3:26.700	2:04.313	51.381	31.006	268.0	18:42.002	8	1	1:49.377 B	33.035	45.162	31.180	273.4	17:14.596	
9	1	1:50.759	33.826	46.406	30.527	269.3	20:32.761	9	3	3:39.262	2:20.627	48.168	30.467	268.7	20:53.858	
10	1	1:49.972	33.341	46.520	30.111	270.7	22:22.733	10	3	1:51.613	33.523	48.076	30.014	268.0	22:45.471	
11	1	1:51.131	33.703	47.294	30.134	272.0	24:13.864	11	3	1:50.118	33.718	46.335	30.065	268.7	24:35.589	
12	1	1:50.756	33.973	46.432	30.351	270.7	26:04.620	12	3	1:50.422	34.211	45.969	30.242	270.7	26:26.011	
13	1	1:51.471	34.027	46.434	31.010	268.7	27:56.091	13	3	1:55.265	34.462	48.565	32.238	245.5	28:21.276	
14	1	1:52.296	33.726	47.625	30.945	270.0	29:48.387	14	3	1:51.139	34.456	46.376	30.307	270.0	30:12.415	
15	1	1:54.170 B	34.059	47.268	32.843	268.7	31:42.557	15	3	1:53.615 B	34.029	46.921	32.665	251.7	32:06.030	
16	2	3:28.202	2:11.260	47.159	29.783	270.7	35:10.759	16	2	9:46.047	8:30.145	45.178	30.724	272.7	41:52.077	
17	2	1:47.882	33.049	45.410	29.423	271.4	36:58.641	17	2	1:49.673 B	33.433	44.792	31.448	270.7	43:41.750	
18	2	1:47.123	32.775	45.008	29.340	272.0	38:45.764	18	2	3:03.784	1:47.974	46.212	29.598	269.3	46:45.534	
19	2	1:46.576	32.677	44.686	29.213	272.7	40:32.340	19	2	1:47.822	33.314	44.732	29.776	272.0	48:33.356	
20	2	1:48.057	32.732	45.842	29.483	271.4	42:20.397	20	2	1:54.578	38.033	46.272	30.273	273.4	50:27.934	
21	2	1:48.320	32.691	45.799	29.830	273.4	44:08.717	21	2	1:47.913	33.447	44.924	29.542	272.0	52:15.847	
22	2	1:49.812 B	33.213	45.490	31.109	272.7	45:58.529									
23	3	3:35.405	2:19.702	46.129	29.574	273.4	49:33.934									
24	3	1:48.652	33.362	45.787	29.503	272.7	51:22.586									
25	3	1:47.258	33.000	44.875	29.383	274.8	53:09.844									
26	3	1:47.546	32.768	44.912	29.866	274.8	54:57.390									
27	3	2:18.044 B	32.910	45.105	1:00.029	68.2	57:15.434									



FIA WEC
6 Hours of Silverstone
Free Practice 3
Sector Analysis

Personal Best Session Best B Crossing the finish line in pit lane

Lap	D	Time	Sector 1	Sector 2	Sector 3	T. Spd	Elapsed	Lap	D	Time	Sector 1	Sector 2	Sector 3	T. Spd	Elapsed
22	2	1:49.314 B	33.148	45.508	30.658	270.7	54:05.161	24	1	1:51.202 B	34.106	45.950	31.146	276.2	50:29.017
23	1	3:37.444 B	1:33.446	56.667	1:07.331	80.3	57:42.605	50 Larbre Competition Ligier JSP217 - Gibson LMP2							
37 Jackie Chan DC Racing Oreca 07 - Gibson LMP2							1. Erwin CREED 3. Yoshiharu MORI								
1. Jazeman JAAFAR 2. Weiron TAN							2. Romano RICCI								
1	3	2:59.118	1:42.373	46.573	30.172	272.7	2:59.118	1	1	3:14.970 B	1:43.268	55.373	36.329	262.8	3:14.970
2	3	1:51.950	34.426	47.695	29.829	270.0	4:51.068	2	1	4:06.350	2:46.940	48.711	30.699	268.0	7:21.320
3	3	1:49.792	33.285	46.152	30.355	270.7	6:40.860	3	1	1:51.153	34.050	46.242	30.861	271.4	9:12.473
4	3	1:48.875	33.248	45.265	30.362	275.5	8:29.735	4	1	1:52.489	34.103	47.659	30.727	267.3	11:04.962
5	3	1:49.616 B	33.326	45.446	30.844	273.4	10:19.351	5	1	1:52.824 B	34.050	46.635	32.139	266.7	12:57.786
6	1	3:06.841	1:48.797	47.086	30.958	271.4	13:26.192	6	1	16:35.956	...	48.847	30.297	266.7	29:33.742
7	1	1:47.686	32.893	45.138	29.655	275.5	15:13.878	7	1	1:48.735	33.282	45.635	29.818	270.7	31:22.477
8	1	1:47.374	32.857	45.028	29.489	274.8	17:01.252	8	1	1:51.036	33.682	47.067	30.287	270.0	33:13.513
9	1	1:51.885	34.537	46.740	30.608	273.4	18:53.137	9	1	1:49.607	33.585	45.919	30.103	269.3	35:03.120
10	1	1:51.682 B	32.910	46.580	32.192	274.1	20:44.819	10	1	1:50.156	33.789	45.997	30.370	270.0	36:53.276
11	1	3:36.834	1:55.208	1:07.312	34.314	246.0	24:21.653	11	1	1:51.613 B	33.823	46.309	31.481	267.3	38:44.889
12	1	1:44.889	32.120	44.115	28.654	275.5	26:06.542	12	3	4:15.809	2:52.224	51.120	32.465	261.5	43:00.698
13	1	1:51.690 B	32.285	46.422	32.983	274.8	27:58.232	13	3	2:17.360	37.463	48.136	51.761	265.4	45:18.058
14	3	3:39.800	2:09.150	54.811	35.839	122.3	31:38.032	14	3	2:03.054	39.957	50.476	32.621	252.3	47:21.112
15	3	1:45.410	32.337	44.115	28.958	272.7	33:23.442	15	3	1:55.476	35.284	49.166	31.026	266.0	49:16.588
16	3	1:48.918	32.627	46.765	29.526	269.3	35:12.360	16	3	2:00.827 B	34.447	50.284	36.096	266.0	51:17.415
17	3	1:47.718 B	32.753	44.720	30.245	275.5	37:00.078	17	3	3:31.252	1:44.637	1:08.378	38.237	210.9	54:48.667
18	2	3:38.286	2:23.715	45.199	29.372	273.4	40:38.364	18	3	2:56.662 B	43.517	1:04.365	1:08.780	79.7	57:45.329
19	2	1:46.901	32.835	44.445	29.621	273.4	42:25.265	51 AF Corse Ferrari 488 GTE EVO LMGT E Pro							
20	2	1:49.058	32.861	46.110	30.087	272.0	44:14.323	1. Alessandro PIER GUIDI							
21	2	1:47.089	32.876	44.582	29.631	273.4	46:01.412	2. James CALADO							
22	2	1:49.301	32.972	46.081	30.248	269.3	47:50.713	1	2	3:13.885	1:50.009	50.660	33.216	241.6	3:13.885
23	2	1:48.053	32.904	44.842	30.307	274.8	49:38.766	2	2	1:58.879	36.217	50.212	32.450	240.5	5:12.764
24	2	1:49.577	33.223	46.280	30.074	271.4	51:28.343	3	2	1:59.187	36.222	50.344	32.621	242.2	7:11.951
25	2	1:48.981 B	32.924	45.240	30.817	274.1	53:17.324	4	2	2:03.437 B	37.023	51.069	35.345	241.6	9:15.388
38 Jackie Chan DC Racing Oreca 07 - Gibson LMP2							1. Alessandro PIER GUIDI 2. James CALADO								
1. Ho-Pin TUNG 2. Gabriel AUBRY							3. Stéphane RICHELMI								
1	3	3:00.815	1:42.807	47.090	30.918	273.4	3:00.815	5	2	2:51.916	1:28.588	50.926	32.402	238.4	12:07.304
2	3	1:51.574	33.815	46.800	30.959	266.7	4:52.389	6	2	1:56.761	35.586	49.164	32.011	242.7	14:04.065
3	3	1:50.046	33.330	46.321	30.395	272.7	6:42.435	7	2	1:57.239	35.662	49.490	32.087	242.2	16:01.304
4	3	1:49.856 B	33.237	45.267	31.352	274.1	8:32.291	8	2	1:59.004 B	35.851	49.976	33.177	242.2	18:00.308
5	2	3:06.610	1:49.774	46.203	30.633	274.1	11:38.901	9	1	2:54.781	1:29.621	50.201	34.959	241.1	20:55.089
6	2	1:48.145	33.225	44.947	29.973	274.1	13:27.046	10	1	2:03.116	36.221	50.064	36.831	241.1	22:58.205
7	2	1:49.354	33.820	45.542	29.992	274.8	15:16.400	11	1	1:59.297	36.023	50.047	33.227	235.8	24:57.502
8	2	1:49.817 B	33.507	45.489	30.821	273.4	17:06.217	12	1	1:58.637	36.073	50.244	32.320	241.1	26:56.139
9	3	3:13.741	1:49.152	49.621	34.968	225.0	20:19.958	13	1	1:57.868	35.838	49.612	32.418	243.2	28:54.007
10	3	1:45.569	32.413	43.931	29.225	275.5	22:05.527	14	1	1:58.673 B	35.922	49.741	33.010	243.2	30:52.680
11	3	1:48.368 B	32.385	44.941	31.042	274.8	23:53.895	15	1	4:22.589	2:59.440	50.626	32.523	241.6	35:15.269
12	2	3:11.273	1:48.142	50.946	32.185	262.1	27:05.168	16	1	1:58.224	36.000	49.823	32.401	241.1	37:13.493
13	2	1:46.161	32.546	44.403	29.212	274.1	28:51.329	17	1	1:59.611 B	36.063	50.029	33.519	241.1	39:13.104
14	2	1:48.925 B	32.604	46.005	30.316	270.7	30:40.254	18	1	2:58.560	1:35.509	50.467	32.584	241.6	42:11.664
15	1	3:28.465	2:06.723	47.393	34.349	269.3	34:08.719	19	1	1:59.283 B	36.105	49.800	33.378	240.5	44:10.947
16	1	1:56.165	35.003	49.941	31.221	270.0	36:04.884	20	1	3:23.913	2:01.518	49.905	32.490	241.6	47:34.860
17	1	1:46.714	32.740	44.483	29.491	273.4	37:51.598	21	1	1:58.466	36.122	49.982	32.362	241.6	49:33.326
18	1	1:46.865	33.140	44.305	29.420	273.4	39:38.463	22	1	2:02.520 B	36.432	50.369	35.719	242.7	51:35.846
19	1	1:46.850	33.111	44.461	29.278	274.1	41:25.313	23	2	3:11.848	1:47.626	50.234	33.988	241.6	54:47.694
20	1	1:48.340	33.658	44.502	30.180	274.1	43:13.653	24	2	2:26.439 B	36.581	50.030	59.828	80.0	57:14.133
21	1	1:48.312	33.190	45.419	29.703	272.7	45:01.965	54 Spirit of Race Ferrari F488 GTE LMGT E Am							
22	1	1:47.398	33.440	44.417	29.541	276.2	46:49.363	1. Thomas FLOHR 3. Giancarlo FISICHELLA							
23	1	1:48.452	33.943	44.959	29.550	274.1	48:37.815	2. Francesco CASTELLACCI							
							1 1 3:31.422 1:59.893 55.399 36.130 233.8 3:31.422								
							2 1 2:05.366 38.356 53.107 33.903 234.8 5:36.788								
							3 1 2:04.827 38.281 52.689 33.857 234.8 7:41.615								
							4 1 2:03.106 37.441 51.890 33.775 234.8 9:44.721								



FIA WEC
6 Hours of Silverstone
Free Practice 3
Sector Analysis

■ Personal Best ■ Session Best B Crossing the finish line in pit lane

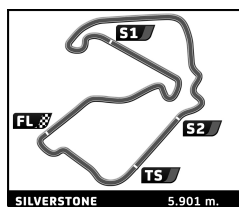
Lap	D	Time	Sector 1	Sector 2	Sector 3	T. Spd	Elapsed	Lap	D	Time	Sector 1	Sector 2	Sector 3	T. Spd	Elapsed
5	1	2:03.385	37.759	51.913	33.713	236.8	11:48.106	6	3	3:50.662	2:25.072	51.073	34.517	237.9	14:23.609
6	1	2:08.385 B	37.591	51.819	38.975	236.8	13:56.491	7	3	2:00.619	36.732	50.858	33.029	238.9	16:24.228
7	1	2:58.590	1:26.498	57.638	34.454	230.8	16:55.081	8	3	2:01.003	37.026	51.072	32.905	238.4	18:25.231
8	1	2:00.365	36.634	50.861	32.870	237.4	18:55.446	9	3	2:04.417 B	36.949	51.726	35.742	236.3	20:29.648
9	1	2:04.022 B	36.673	52.373	34.976	237.9	20:59.468	10	1	3:40.993	2:10.005	55.229	35.759	187.5	24:10.641
10	3	3:44.012	2:17.133	54.045	32.834	236.3	24:43.480	11	1	2:05.808	37.803	53.710	34.295	235.3	26:16.449
11	3	2:00.052	36.735	50.761	32.556	236.8	26:43.532	12	1	2:09.257	37.961	54.394	36.902	237.9	28:25.706
12	3	1:59.104	36.319	50.288	32.497	237.9	28:42.636	13	1	2:06.529	38.218	53.990	34.321	235.3	30:32.235
13	3	2:01.004 B	36.574	50.623	33.807	237.4	30:43.640	14	1	2:05.022	37.685	53.289	34.048	235.8	32:37.257
14	2	3:33.165	2:06.230	53.467	33.468	235.3	34:16.805	15	1	2:04.801	37.661	53.166	33.974	235.8	34:42.058
15	2	2:02.280	37.141	51.643	33.496	235.3	36:19.085	16	1	2:14.843 B	41.280	55.804	37.759	235.8	36:56.901
16	2	2:02.234	37.173	51.881	33.180	236.8	38:21.319	17	1	3:13.567	1:44.879	54.448	34.240	226.9	40:10.468
17	2	2:01.925	37.184	51.450	33.291	236.3	40:23.244	18	1	2:04.121	37.201	53.089	33.831	237.9	42:14.589
18	2	2:01.520	37.043	51.472	33.005	235.8	42:24.764	19	1	2:04.080	37.079	53.002	33.999	236.8	44:18.669
19	2	2:01.104	37.073	51.092	32.939	234.3	44:25.868	20	1	2:04.770	37.603	52.851	34.316	235.8	46:23.439
20	2	2:01.274	36.910	51.245	33.119	236.3	46:27.142	21	1	2:09.795	38.256	56.983	34.556	235.3	48:33.234
21	2	2:02.471	37.414	51.699	33.358	233.3	48:29.613	22	1	2:07.139	38.419	54.452	34.268	236.3	50:40.373
22	2	2:01.356	36.997	51.258	33.101	235.8	50:30.969	23	1	2:08.676	38.376	54.635	35.665	236.3	52:49.049
23	2	2:01.606	37.125	51.235	33.246	235.3	52:32.575	24	1	2:09.982 B	39.197	55.209	35.576	235.8	54:59.031
24	2	2:01.171	36.994	51.107	33.070	237.4	54:33.746	25	1	4:09.762 B	1:13.800	1:48.686	1:07.276	79.8	59:08.793
25	2	2:17.603 B	37.087	53.068	47.448	187.8	56:51.349								

56 Team Project 1		Porsche 911 RSR					
1. Jörg BERGMESTER		LMGTE Am					
2. Patrick LINDSEY		3. Egidio PERFETTI					
1	1	2:17.129	52.608	51.308	33.213	241.6	2:17.129
2	1	2:00.234	36.477	50.611	33.146	239.5	4:17.363
3	1	1:59.965	36.394	50.840	32.731	240.5	6:17.328
4	1	2:01.376	37.309	51.220	32.847	240.5	8:18.704
5	1	2:00.324	36.619	50.880	32.825	240.0	10:19.028
6	1	2:01.143	36.734	51.091	33.318	229.8	12:20.171
7	1	2:00.393	36.600	50.939	32.854	240.5	14:20.564
8	1	2:00.646	36.617	50.853	33.176	234.8	16:21.210
9	1	2:00.535	36.569	51.128	32.838	240.5	18:21.745
10	1	2:00.381	36.416	50.839	33.126	240.5	20:22.126
11	1	2:00.257	36.606	50.776	32.875	240.5	22:22.383
12	1	2:00.819	36.756	51.154	32.909	241.1	24:23.202
13	1	2:02.717 B	37.026	51.558	34.133	241.1	26:25.919
14	1	9:23.998	7:58.356	51.713	33.929	240.0	35:49.917
15	1	2:00.113	36.580	50.743	32.790	240.5	37:50.030
16	1	1:59.922	36.530	50.656	32.736	241.6	39:49.952
17	1	1:59.788	36.534	50.623	32.631	242.2	41:49.740
18	1	2:00.709 B	36.362	50.668	33.679	241.1	43:50.449
19	3	3:26.740	2:01.520	51.916	33.304	242.7	47:17.189
20	3	2:02.935	36.914	51.202	34.819	242.2	49:20.124
21	3	2:02.216	37.246	51.665	33.305	241.6	51:22.340
22	3	2:01.847	37.064	51.532	33.251	242.2	53:24.187
23	3	2:01.675	36.912	51.462	33.301	242.7	55:25.862
24	3	3:10.924 B	36.800	1:24.330	1:09.794	79.4	58:36.786

61 Clearwater Racing		Ferrari F488 GTE					
1. Weng Sun MOK		LMGTE Am					
2. Keita SAWA		3. Matthew GRIFFIN					
1	3	2:27.026	59.421	52.514	35.091	236.8	2:27.026
2	3	2:01.107	37.092	51.077	32.938	236.3	4:28.133
3	3	2:00.424	36.618	50.848	32.958	237.9	6:28.557
4	3	2:00.628	36.691	50.823	33.114	237.4	8:29.185
5	3	2:03.762 B	36.839	51.435	35.488	238.4	10:32.947

66 Ford Chip Ganassi Team UK		Ford GT					
1. Stefan MÜCKE		LMGTE Pro					
2. Olivier PLA							
1	2	2:11.336	46.967	51.511	32.858	236.3	2:11.336
2	2	2:00.047	35.642	52.212	32.193	246.6	4:11.383
3	2	1:56.999	35.566	49.423	32.010	248.8	6:08.382
4	2	2:00.903 B	37.645	50.137	33.121	247.7	8:09.285
5	2	3:44.734	2:18.784	50.128	35.822	180.9	11:54.019
6	2	1:58.059	35.939	49.842	32.278	249.4	13:52.078
7	2	1:57.763	35.749	49.643	32.371	248.8	15:49.841
8	2	1:59.391 B	35.952	49.802	33.637	248.8	17:49.232
9	1	7:25.067	6:02.341	50.304	32.422	248.3	25:14.299
10	1	1:57.485	35.924	49.450	32.111	248.8	27:11.784
11	1	1:58.746	35.802	50.529	32.415	249.4	29:10.530
12	1	1:57.167	35.920	49.369	31.878	249.4	31:07.697
13	1	1:59.068 B	35.836	49.933	33.299	247.7	33:06.765
14	1	3:24.697	1:58.330	53.160	33.207	244.3	36:31.462
15	1	1:55.798	35.274	48.851	31.673	248.8	38:27.260
16	1	1:56.996 B	35.335	48.954	32.707	249.4	40:24.256
17	2	3:51.808	2:23.188	55.660	32.960	247.1	44:16.064
18	2	1:56.642	35.634	49.177	31.831	248.8	46:12.706
19	2	1:58.624 B	35.702	49.278	33.644	236.8	48:11.330
20	1	3:57.811	2:36.107	49.635	32.069	247.7	52:09.141
21	1	1:57.286	35.835	49.490	31.961	248.3	54:06.427
22	1	1:57.412	35.826	49.423	32.163	247.7	56:03.839
23	1	3:26.728 B	54.627	1:51.670	40.431	213.4	59:30.567

67 Ford Chip Ganassi Team UK		Ford GT					
1. Andy PRIAULX		LMGTE Pro					
2. Harry TINCKNELL							
1	1	2:06.973	43.520	50.388	33.065	248.8	2:06.973
2	1	1:58.251	36.122	49.977	32.152	247.7	4:05.224
3	1	1:57.293	35.793	49.294	32.206	247.7	6:02.517
4	1	1:57.326	35.598	49.449	32.279	248.3	7:59.843
5	1	1:58.408 B	35.685	49.760	32.963	248.8	9:58.251
6	1	3:04.723	1:40.558	51.876	32.289	247.1	13:02.974
7	1	1:55.197	34.952	48.453	31.792	247.7	14:58.171



FIA WEC
6 Hours of Silverstone
Free Practice 3
Sector Analysis

■ Personal Best ■ Session Best ■ Crossing the finish line in pit lane

Lap	D	Time	Sector 1	Sector 2	Sector 3	T. Spd	Elapsed	Lap	D	Time	Sector 1	Sector 2	Sector 3	T. Spd	Elapsed
8	1	2:03.754 B	36.982	53.476	33.296	245.5	17:01.925	9	1	3:23.642	2:00.951	50.387	32.304	242.2	19:57.499
9	2	3:41.299	2:16.112	51.172	34.015	247.7	20:43.224	10	1	1:57.871	35.974	49.801	32.096	242.7	21:55.370
10	2	1:55.960	35.458	48.855	31.647	248.8	22:39.184	11	1	1:59.674	36.920	50.316	32.438	242.7	23:55.044
11	2	1:55.549	35.230	48.636	31.683	249.4	24:34.733	12	1	1:58.507	36.291	49.956	32.260	243.2	25:53.551
12	2	2:00.689 B	36.853	51.199	32.637	247.7	26:35.422	13	1	1:57.945	36.075	49.759	32.111	243.2	27:51.496
13	2	3:43.793	2:20.161	50.852	32.780	246.6	30:19.215	14	1	1:57.993	36.010	49.661	32.322	243.2	29:49.489
14	2	1:57.963	36.048	49.761	32.154	246.6	32:17.178	15	1	1:58.231	36.195	49.802	32.234	243.2	31:47.720
15	2	1:58.474	35.845	50.247	32.382	246.6	34:15.652	16	1	1:57.995	36.012	49.781	32.202	242.7	33:45.715
16	2	2:00.928	35.964	49.904	35.060	248.3	36:16.580	17	1	1:59.640 B	36.244	49.948	33.448	242.7	35:45.355
17	2	1:57.899	35.948	49.746	32.205	248.3	38:14.479	18	2	3:12.976	1:50.156	50.494	32.326	242.2	38:58.331
18	2	2:00.636 B	36.189	50.978	33.469	247.1	40:15.115	19	2	1:58.443	36.190	49.949	32.304	243.2	40:56.774
19	2	3:42.863	2:19.946	50.356	32.561	245.5	43:57.978	20	2	1:58.153	36.084	49.767	32.302	243.2	42:54.927
20	2	1:57.667	35.982	49.606	32.079	248.3	45:55.645	21	2	2:02.260 B	36.604	51.462	34.194	241.1	44:57.187
21	2	2:00.861	35.927	49.911	35.023	248.8	47:56.506	22	2	2:49.646	1:26.216	51.088	32.342	243.2	47:46.833
22	2	1:57.684	35.829	49.461	32.394	247.7	49:54.190	23	2	1:56.629	35.669	49.055	31.905	243.8	49:43.462
23	2	1:57.496	35.913	49.478	32.105	248.8	51:51.686	24	2	1:57.434	35.667	49.431	32.336	243.8	51:40.896
24	2	1:58.338 B	36.005	49.756	32.577	248.8	53:50.024	25	2	2:06.974	38.734	54.838	33.402	221.8	53:47.870
25	1	3:01.819 B	1:28.072	50.862	42.885	248.3	56:51.843	26	2	1:58.274	35.981	49.933	32.360	242.7	55:46.144
								27	2	3:28.483 B	43.569	1:51.125	53.789	153.4	59:14.627

70	MR Racing	Ferrari F488 GTE	
	1. Motoaki ISHIKAWA	3. Edward CHEEVER	LMGTE Am
	2. Olivier BERETTA		

1	2	2:58.439	1:24.940	56.012	37.487	180.9	2:58.439
2	2	2:05.678	38.093	52.327	35.258	185.2	5:04.117
3	2	2:01.281	37.055	51.197	33.029	236.3	7:05.398
4	2	2:01.039	36.798	51.302	32.939	237.4	9:06.437
5	2	2:00.570	36.647	50.995	32.928	235.8	11:07.007
6	2	2:00.382	36.711	50.925	32.746	237.4	13:07.389
7	2	2:04.176 B	37.296	52.332	34.548	234.3	15:11.565
8	1	3:29.869	2:02.424	53.019	34.426	235.3	18:41.434
9	1	2:03.893	37.665	52.430	33.798	236.3	20:45.327
10	1	2:04.208	37.934	52.430	33.844	234.8	22:49.535
11	1	2:04.344	37.756	52.718	33.870	236.8	24:53.879
12	1	2:03.762	37.452	52.369	33.941	234.8	26:57.641
13	1	2:03.385	37.183	52.492	33.710	236.3	29:01.026
14	1	2:03.761	37.722	52.302	33.737	235.8	31:04.787
15	1	2:06.940 B	37.206	53.435	36.299	235.3	33:11.727
16	3	3:58.893	2:32.553	53.023	33.317	235.8	37:10.620
17	3	2:01.454	36.950	51.254	33.250	236.3	39:12.074
18	3	2:00.800	36.885	50.855	33.060	236.8	41:12.874
19	3	2:01.737	36.870	51.118	33.749	237.9	43:14.611
20	3	2:01.367	37.156	50.807	33.404	236.8	45:15.978
21	3	2:05.365 B	38.117	52.529	34.719	237.4	47:21.343
22	3	3:36.956	2:12.703	51.699	32.554	236.3	50:58.299
23	3	1:58.505	36.086	49.964	32.455	238.4	52:56.804
24	3	2:03.622 B	36.234	51.448	35.940	237.9	55:00.426

71	AF Corse	Ferrari 488 GTE EVO	
	1. Davide RIGON	2. Sam BIRD	LMGTE Pro

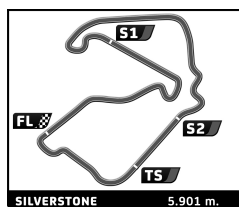
1	1	2:38.076	1:10.941	53.817	33.318	234.8	2:38.076
2	1	1:58.980	36.180	50.512	32.288	243.2	4:37.056
3	1	1:58.979	36.336	50.246	32.397	243.2	6:36.035
4	1	2:02.193	36.275	51.225	34.693	209.7	8:38.228
5	1	1:58.597	36.116	50.153	32.328	243.8	10:36.825
6	1	1:58.482	36.204	50.002	32.276	243.2	12:35.307
7	1	1:58.390	36.154	49.956	32.280	243.8	14:33.697
8	1	2:00.160 B	36.176	50.585	33.399	242.2	16:33.857

77	Dempsey - Proton Racing	Porsche 911 RSR	
	1. Christian RIED	3. Matt CAMPBELL	LMGTE Am
	2. Julien ANDLAUER		

1	3	3:01.732	1:34.324	53.536	33.872	242.2	3:01.732
2	3	2:00.739	36.656	51.273	32.810	242.7	5:02.471
3	3	2:00.465	36.469	50.860	33.136	242.2	7:02.936
4	3	2:00.017	36.503	50.781	32.733	242.7	9:02.953
5	3	2:02.116 B	36.387	51.735	33.994	241.1	11:05.069
6	3	3:42.562	2:16.776	52.444	33.342	238.9	14:47.631
7	3	2:01.066	36.068	52.174	32.824	241.1	16:48.697
8	3	1:59.123	36.329	50.115	32.679	241.6	18:47.820
9	3	1:58.948	36.114	50.267	32.567	242.2	20:46.768
10	3	2:03.248 B	37.758	51.958	33.532	243.8	22:50.016
11	1	3:28.735	2:03.912	51.675	33.148	240.5	26:18.751
12	1	2:01.276	36.592	51.662	33.022	240.5	28:20.027
13	1	2:02.592	37.354	51.901	33.337	240.0	30:22.619
14	1	2:01.693	36.929	51.218	33.546	241.6	32:24.312
15	1	2:00.704	36.534	50.957	33.213	241.6	34:25.016
16	1	2:00.727	36.953	50.826	32.948	241.6	36:25.743
17	1	2:05.475 B	37.377	52.282	35.816	239.5	38:31.218
18	2	8:20.788	6:55.920	51.667	33.201	241.6	46:52.006
19	2	1:59.931	36.587	50.542	32.802	240.5	48:51.937
20	2	1:59.698	36.396	50.647	32.655	241.6	50:51.635
21	2	1:59.551	36.342	50.699	32.510	241.1	52:51.186
22	2	2:00.908	36.843	51.117	32.948	242.7	54:52.094
23	2	2:27.261 B	36.744	51.154	59.363	67.7	57:19.355

81	BMW Team MTEK	BMW M8 GTE	
	1. Martin TOMCZYK	2. Nicky CATSBURG	LMGTE Pro

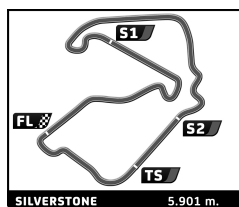
1	2	2:54.146	1:21.671	56.443	36.032	221.8	2:54.146
2	2	1:59.921	36.634	50.323	32.964	250.0	4:54.067
3	2	2:00.206 B	36.391	50.855	32.960	248.8	6:54.273
4	2	5:31.546	4:02.961	54.992	33.593	246.6	12:25.819
5	2	1:56.916	35.720	49.164	32.032	250.0	14:22.735
6	2	1:57.674	35.823	49.716	32.135	249.4	16:20.409
7	2	1:59.291 B	35.848	50.525	32.918	248.3	18:19.700
8	1	3:28.625	1:59.799	53.809	35.017	248.3	21:48.325



FIA WEC
6 Hours of Silverstone
Free Practice 3
Sector Analysis

■ Personal Best ■ Session Best ■ Crossing the finish line in pit lane

Lap	D	Time	Sector 1	Sector 2	Sector 3	T. Spd	Elapsed	Lap	D	Time	Sector 1	Sector 2	Sector 3	T. Spd	Elapsed
9	1	1:58.345	36.095	49.954	32.296	248.3	23:46.670	13	2	2:00.283	36.418	50.757	33.108	241.1	33:27.218
10	1	1:58.686	36.240	50.311	32.135	249.4	25:45.356	14	2	2:00.261 B	36.590	50.831	32.840	241.6	35:27.479
11	1	2:00.231 B	36.111	50.677	33.443	247.1	27:45.587	15	1	3:39.258	2:12.991	52.037	34.230	242.2	39:06.737
12	1	3:20.512 B	1:53.788	52.402	34.322	246.0	31:06.099	16	1	2:03.625	37.388	52.466	33.771	241.6	41:10.362
13	1	3:05.290	1:42.316	50.449	32.525	246.0	34:11.389	17	1	2:04.897	37.820	52.309	34.768	240.5	43:15.259
14	1	1:59.142	36.324	50.367	32.451	246.6	36:10.531	18	1	2:04.157	38.116	52.495	33.546	241.1	45:19.416
15	1	1:59.134	36.390	50.352	32.392	246.0	38:09.665	19	1	2:04.929	38.142	52.653	34.134	243.8	47:24.345
16	1	1:59.327	36.477	50.413	32.437	246.6	40:08.992	20	1	2:03.569	37.457	52.431	33.681	241.1	49:27.914
17	1	1:58.886	36.298	50.213	32.375	247.1	42:07.878	21	1	2:06.412 B	37.596	53.189	35.627	240.0	51:34.326
18	1	1:59.147	36.454	50.125	32.568	246.6	44:07.025	22	3	4:04.368	2:38.657	52.460	33.251	241.6	55:38.694
19	1	1:59.903 B	36.737	50.278	32.888	246.0	46:06.928	23	3	3:33.235 B	37.109	1:48.101	1:08.025	79.5	59:11.929
20	2	2:59.201	1:35.597	50.896	32.708	246.6	49:06.129	88 Dempsey - Proton Racing Porsche 911 RSR 1.Gianluca RODA 3.Matteo CAIROLI LMGT E Am 2.Giorgio RODA JR							
21	2	1:59.140	36.255	50.184	32.701	246.0	51:05.269	1	1	2:36.324	1:08.411	54.093	33.820	242.2	2:36.324
22	2	1:59.020	36.312	50.256	32.452	247.1	53:04.289	2	1	2:04.351	37.670	52.796	33.885	240.5	4:40.675
23	2	1:59.084	36.250	50.416	32.418	247.1	55:03.373	3	1	2:06.295	39.277	52.143	34.875	242.7	6:46.970
24	2	2:54.676 B	37.031	1:10.073	1:07.572	79.9	57:58.049	4	1	2:03.750	37.606	52.001	34.143	241.1	8:50.720
82 BMW Team MTEK BMW M8 GTE LMGT E Pro 1.Augusto FARFUS 2.Antonio Felix DA COSTA							1								
1	1	2:41.147	1:12.918	53.861	34.368	244.3	2:41.147	5	1	2:04.745 B	37.942	52.359	34.444	241.1	10:55.465
2	1	1:59.823	36.342	50.285	33.196	248.3	4:40.970	6	1	5:55.180	4:29.501	52.275	33.404	241.6	16:50.645
3	1	2:00.992 B	37.493	50.371	33.128	248.3	6:41.962	7	1	2:03.626	37.557	52.258	33.811	240.0	18:54.271
4	1	4:33.210	3:07.158	51.265	34.787	216.0	11:15.172	8	1	2:03.249	37.334	51.920	33.995	241.6	20:57.520
5	1	1:56.862	35.451	49.303	32.108	248.8	13:12.034	9	1	2:05.069 B	37.578	51.954	35.537	240.5	23:02.589
6	1	2:03.952 B	35.879	51.184	36.889	248.3	15:15.986	10	3	3:18.403	1:54.613	50.829	32.961	241.6	26:20.992
7	2	3:24.383	2:00.725	50.821	32.837	248.3	18:40.369	11	3	2:02.821	37.054	51.814	33.953	245.5	28:23.813
8	2	1:57.649	35.816	49.666	32.167	249.4	20:38.018	12	3	1:59.902	36.454	50.703	32.745	242.2	30:23.715
9	2	2:00.063 B	35.777	49.420	34.866	248.8	22:38.081	13	3	2:01.644 B	37.633	51.000	33.011	243.8	32:25.359
10	2	9:17.722	7:53.873	51.330	32.519	245.5	31:55.803	14	3	4:50.710 B	3:27.265	50.836	32.609	242.2	37:16.069
11	2	1:59.917	36.728	50.549	32.640	246.6	33:55.720	15	3	4:08.264	2:41.313	51.191	35.760	138.8	41:24.333
12	2	1:59.002	36.366	50.351	32.285	247.7	35:54.722	16	3	1:59.236	36.414	50.252	32.570	243.2	43:23.569
13	2	1:59.165	36.349	50.130	32.686	247.7	37:53.887	17	3	1:59.112	36.287	50.355	32.470	241.6	45:22.681
14	2	1:59.504	36.400	50.558	32.546	247.7	39:53.391	18	3	2:01.745 B	36.740	50.984	34.021	233.8	47:24.426
15	2	1:59.740	36.345	50.403	32.992	248.3	41:53.131	19	2	3:17.178	1:49.675	53.784	33.719	238.4	50:41.604
16	2	2:00.546 B	36.504	50.564	33.478	247.1	43:53.677	20	2	2:02.803	37.393	52.107	33.303	241.6	52:44.407
17	1	2:54.895	1:31.295	50.836	32.764	246.6	46:48.572	21	2	2:12.017 B	37.222	54.873	39.922	199.3	54:56.424
18	1	1:59.508	36.816	49.997	32.695	245.5	48:48.080	22	2	4:14.672 B	1:18.342	1:48.414	1:07.916	79.4	59:11.096
19	1	1:59.102	36.327	50.164	32.611	244.9	50:47.182	90 TF Sport Aston Martin Vantage LMGT E Am 1.Salih YOLUC 3.Charles EASTWOOD 2.Jonathan ADAM							
20	1	2:00.404 B	36.458	50.393	33.553	248.3	52:47.586	1	1	2:53.642	1:18.500	57.932	37.210	182.1	2:53.642
21	1	3:10.109	1:47.163	50.370	32.576	246.6	55:57.695	2	1	2:00.029	36.321	50.664	33.044	245.5	4:53.671
22	1	3:27.605 B	53.632	1:45.176	48.797	93.8	59:25.300	3	1	2:04.628	36.452	51.747	36.429	162.4	6:58.299
86 Gulf Racing Porsche 911 RSR LMGT E Am 1.Michael WAINWRIGHT 3.Alexander DAVISON 2.Benjamin BARKER							4								
1	2	2:22.985	57.552	52.691	32.742	241.1	2:22.985	4	1	2:01.636 B	36.935	51.270	33.431	246.0	8:59.935
2	2	2:00.327	36.166	49.983	34.178	240.5	4:23.312	5	2	4:43.516	3:19.394	51.195	32.927	244.3	13:43.451
3	2	2:00.872 B	36.484	50.499	33.889	210.9	6:24.184	6	2	1:59.842	36.373	50.897	32.572	243.8	15:43.293
4	2	3:47.378	2:24.332	50.333	32.713	241.6	10:11.562	7	2	1:59.365	36.446	50.382	32.537	244.9	17:42.658
5	2	2:00.083	36.527	50.609	32.947	241.6	12:11.645	8	2	1:59.857	36.488	50.647	32.722	244.3	19:42.515
6	2	1:59.656	36.408	50.602	32.646	242.2	14:11.301	9	2	1:59.576	36.467	50.453	32.656	244.3	21:42.091
7	2	2:00.416 B	36.400	50.685	33.331	242.2	16:11.717	10	2	2:00.063	36.493	50.648	32.922	244.3	23:42.154
8	2	6:33.526	5:10.220	50.527	32.779	241.1	22:45.243	11	2	2:01.599 B	36.794	51.109	33.696	244.3	25:43.753
9	2	2:01.133	36.753	51.410	32.970	241.6	24:46.376	12	3	3:31.784	2:06.689	52.059	33.036	244.9	29:15.537
10	2	2:00.825 B	36.862	51.000	32.963	241.6	26:47.201	13	3	1:59.811	36.571	50.619	32.621	244.9	31:15.348
11	2	2:40.113	1:16.550	50.784	32.779	242.7	29:27.314	14	3	1:59.910	36.372	50.715	32.823	245.5	33:15.258
12	2	1:59.621	36.279	50.548	32.794	242.2	31:26.935	15	3	2:02.558	36.532	52.633	33.393	244.3	35:17.816
								16	3	1:59.688	36.445	50.591	32.652	246.0	37:17.504
								17	3	1:59.393	36.354	50.439	32.600	246.6	39:16.897

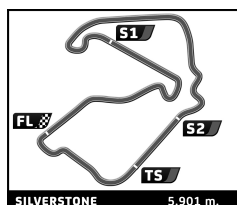


FIA WEC
6 Hours of Silverstone
Free Practice 3

Sector Analysis

Personal Best Session Best B Crossing the finish line in pit lane

Lap	D	Time	Sector 1	Sector 2	Sector 3	T. Spd	Elapsed	Lap	D	Time	Sector 1	Sector 2	Sector 3	T. Spd	Elapsed
18	3	2:01.627 B	36.406	51.472	33.749	246.6	41:18.524	20	2	1:59.154	36.362	50.296	32.496	243.8	51:37.805
19	1	3:04.793	1:39.171	52.331	33.291	244.3	44:23.317	21	2	1:59.487	36.532	50.400	32.555	244.9	53:37.292
20	1	2:01.645	37.076	51.415	33.154	246.0	46:24.962	22	2	1:58.810	36.162	50.207	32.441	245.5	55:36.102
21	1	2:02.840	37.215	52.435	33.190	243.8	48:27.802	23	2	3:30.627 B	36.426	1:46.852	1:07.349	79.4	59:06.729
22	1	2:01.619	36.869	51.283	33.467	244.3	50:29.421	95 Aston Martin Racing Aston Martin Vantage LMGTE Pro							
23	1	2:01.571	36.927	51.628	33.016	244.9	52:30.992	1.Marco SØRENSEN							
24	1	2:01.927	37.138	51.643	33.146	244.9	54:32.919	2.Nicki THILM							
25	1	2:06.998 B	37.360	51.444	38.194	245.5	56:39.917	1	1	2:43.955	1:17.576	52.789	33.590	244.3	2:43.955
91 Porsche GT Team Porsche 911 RSR LMGTE Pro								2	1	1:59.434	36.188	50.134	33.112	248.3	4:43.389
1.Richard LIETZ								3	1	1:59.957	36.515	50.538	32.904	249.4	6:43.346
2.Gianmaria BRUNI								4	1	1:59.793	36.171	50.386	33.236	248.3	8:43.139
1	2	2:26.650	1:00.811	51.445	34.394	246.0	2:26.650	5	1	2:00.436 B	36.481	50.527	33.428	248.8	10:43.575
2	2	1:57.871	35.777	49.834	32.260	246.0	4:24.521	6	1	10:17.666	8:49.999	51.327	36.340	221.3	21:01.241
3	2	1:58.564	35.930	50.247	32.387	246.6	6:23.085	7	1	1:59.365	36.321	50.382	32.662	247.7	23:00.606
4	2	1:58.919	36.124	50.426	32.369	245.5	8:22.004	8	1	2:01.529 B	36.692	50.392	34.445	248.8	25:02.135
5	2	1:58.369	35.911	50.094	32.364	247.1	10:20.373	9	2	3:51.359	2:27.863	51.110	32.386	248.3	28:53.494
6	2	1:59.122	36.119	50.649	32.354	246.0	12:19.495	10	2	1:56.408	35.290	48.959	32.159	248.3	30:49.902
7	2	1:58.241	36.032	50.004	32.205	245.5	14:17.736	11	2	1:58.932 B	35.417	50.755	32.760	247.1	32:48.834
8	2	1:58.264	36.035	50.018	32.211	245.5	16:16.000	12	1	3:29.371	2:01.579	52.214	35.578	230.8	36:18.205
9	2	1:58.050 B	35.966	49.868	32.216	245.5	18:14.050	13	1	1:58.859	36.032	50.632	32.195	247.7	38:17.064
10	2	5:21.534	3:59.838	49.831	31.865	245.5	23:35.584	14	1	1:57.505	35.826	49.583	32.096	249.4	40:14.569
11	2	1:56.670	35.175	49.616	31.879	245.5	25:32.254	15	1	1:59.789 B	35.764	50.589	33.436	247.7	42:14.358
12	2	1:58.782 B	35.910	50.129	32.743	244.9	27:31.036	16	1	3:39.675	2:16.908	50.240	32.527	246.0	45:54.033
13	1	4:28.701	3:05.556	50.037	33.108	222.2	31:59.737	17	1	1:58.737	36.286	50.029	32.422	247.1	47:52.770
14	1	1:57.811	35.831	49.855	32.125	245.5	33:57.548	18	1	1:58.727	36.312	50.034	32.381	247.1	49:51.497
15	1	1:57.728	35.869	49.732	32.127	247.7	35:55.276	19	1	1:58.739	36.280	50.032	32.427	246.6	51:50.236
16	1	1:59.939 B	36.202	50.578	33.159	245.5	37:55.215	20	1	1:58.767	36.207	50.114	32.446	248.3	53:49.003
17	1	7:24.765	6:01.423	50.333	33.009	243.8	45:19.980	21	1	1:58.972	36.218	50.222	32.532	248.3	55:47.975
18	1	2:00.032	37.090	50.407	32.535	244.3	47:20.012	22	1	3:32.782 B	44.484	1:51.659	56.639	79.8	59:20.757
19	1	1:59.010	36.015	50.304	32.691	244.9	49:19.022	97 Aston Martin Racing Aston Martin Vantage LMGTE Pro							
20	1	1:58.884	36.373	50.080	32.431	243.8	51:17.906	1.Alexander LYNN							
21	1	1:58.508	36.101	50.076	32.331	244.3	53:16.414	2.Maxime MARTIN							
22	1	1:59.196	36.250	50.131	32.815	244.3	55:15.610	1	2	2:57.394	1:28.642	53.479	35.273	246.0	2:57.394
23	1	3:04.942 B	36.389	1:23.636	1:04.917	79.6	58:20.552	2	2	1:56.879	35.518	49.390	31.971	250.6	4:54.273
92 Porsche GT Team Porsche 911 RSR LMGTE Pro								3	2	2:00.474	36.540	51.201	32.733	248.3	6:54.747
1.Michael CHRISTENSEN								4	2	1:59.459 B	36.149	49.820	33.490	248.3	8:54.206
2.Kevin ESTRE								5	2	4:24.053	3:01.870	49.869	32.314	247.7	13:18.259
1	1	2:57.762	1:32.765	51.880	33.117	246.0	2:57.762	6	2	1:57.684	35.953	49.599	32.132	247.1	15:15.943
2	1	1:58.958	36.066	50.404	32.488	248.3	4:56.720	7	2	1:58.505	36.093	49.802	32.610	248.3	17:14.448
3	1	1:58.966	36.095	50.245	32.626	247.7	6:55.686	8	2	1:59.021	36.651	49.974	32.396	248.3	19:13.469
4	1	2:00.137 B	36.038	50.233	33.866	248.8	8:55.823	9	2	1:58.013	35.935	49.808	32.270	248.3	21:11.482
5	1	8:18.354	6:53.538	51.796	33.020	244.9	17:14.177	10	2	1:59.160 B	36.117	49.977	33.066	249.4	23:10.642
6	1	1:58.149	36.019	49.960	32.170	246.0	19:12.326	11	1	3:14.341	1:50.137	51.541	32.663	247.1	26:24.983
7	1	1:58.321	35.864	50.131	32.326	244.9	21:10.647	12	1	1:59.899	36.431	50.474	32.994	249.4	28:24.882
8	1	1:58.804	35.949	50.386	32.469	244.3	23:09.451	13	1	1:59.289	36.244	50.433	32.612	248.8	30:24.171
9	1	1:59.743	36.300	50.786	32.657	244.9	25:09.194	14	1	1:59.489	36.663	50.281	32.545	250.0	32:23.660
10	1	2:00.301	36.513	50.936	32.852	244.9	27:09.495	15	1	1:58.093	35.895	49.969	32.229	248.3	34:21.753
11	1	2:02.401 B	36.572	51.841	33.988	246.6	29:11.896	16	1	1:57.976	35.953	49.757	32.266	248.8	36:19.729
12	1	5:01.845	3:37.708	51.128	33.009	244.3	34:13.741	17	1	1:59.177	36.419	50.452	32.306	248.3	38:18.906
13	1	1:59.471	36.434	50.441	32.596	245.5	36:13.212	18	1	1:59.368 B	36.098	49.990	33.280	248.3	40:18.274
14	1	2:00.142	36.463	50.831	32.848	245.5	38:13.354	19	1	6:51.524	5:29.164	50.112	32.248	247.1	47:09.798
15	1	2:01.107 B	36.665	51.026	33.416	245.5	40:14.461	20	1	1:58.235	36.179	49.870	32.186	248.8	49:08.033
16	2	3:26.758	2:02.607	51.075	33.076	243.2	43:41.219	21	1	1:58.277	35.997	49.902	32.378	248.3	51:06.310
17	2	1:59.061	36.274	50.290	32.497	244.3	45:40.280	22	1	2:00.527	36.845	50.227	33.455	248.8	53:06.837
18	2	1:59.355	36.265	50.109	32.981	244.9	47:39.635	23	1	1:58.937	36.229	49.980	32.728	248.8	55:05.774
19	2	1:59.016	36.378	50.192	32.446	244.9	49:38.651	24	1	2:54.460 B	36.211	1:10.069	1:08.180	79.8	58:00.234



FIA WEC
6 Hours of Silverstone
Free Practice 3

Sector Analysis

■ Personal Best ■ Session Best B Crossing the finish line in pit lane

Lap	D	Time	Sector 1	Sector 2	Sector 3	T. Spd	Elapsed	Lap	D	Time	Sector 1	Sector 2	Sector 3	T. Spd	Elapsed
98		Aston Martin Racing				Aston Martin Vantage									
		1. Paul DALLA LANA		3. Mathias LAUDA		LMGTE Am									
		2. Pedro LAMY													
1	2	2:33.922	1:08.625	52.402	32.895	245.5	2:33.922								
2	2	1:58.460	35.961	50.130	32.369	244.9	4:32.382								
3	2	1:58.790	36.055	50.165	32.570	246.0	6:31.172								
4	2	1:59.621	36.262	50.555	32.804	246.6	8:30.793								
5	2	2:00.337	36.227	51.058	33.052	246.6	10:31.130								
6	2	2:00.096	36.390	50.929	32.777	245.5	12:31.226								
7	2	2:01.054 B	36.517	50.452	34.085	245.5	14:32.280								
8	3	3:33.261	2:07.449	52.607	33.205	244.9	18:05.541								
9	3	2:00.666	36.627	51.278	32.761	246.0	20:06.207								
10	3	2:00.920	36.703	51.110	33.107	246.0	22:07.127								
11	3	2:02.342 B	36.946	51.617	33.779	245.5	24:09.469								
12	3	3:58.402	2:34.668	51.153	32.581	246.0	28:07.871								
13	3	2:00.196	36.495	50.944	32.757	244.3	30:08.067								
14	3	2:01.740	37.046	51.543	33.151	246.0	32:09.807								
15	3	2:01.832 B	36.733	51.253	33.846	245.5	34:11.639								
16	1	3:21.896	1:56.448	51.838	33.610	244.3	37:33.535								
17	1	2:02.806	37.231	52.444	33.131	245.5	39:36.341								
18	1	2:02.205 B	37.110	51.660	33.435	243.8	41:38.546								
19	1	3:45.829	2:17.728	52.611	35.490	167.4	45:24.375								
20	1	2:01.833	37.077	51.487	33.269	243.2	47:26.208								
21	1	2:01.974	36.961	51.366	33.647	244.9	49:28.182								
22	1	2:02.347	37.474	51.582	33.291	244.3	51:30.529								
23	1	2:01.294	36.888	51.342	33.064	243.8	53:31.823								
24	1	2:01.523	37.188	51.310	33.025	243.8	55:33.346								
25	1	3:27.231 B	37.027	1:43.309	1:06.895	80.7	59:00.577								