

2018 CHINESE GRAND PRIX

12 - 15 April 2018

| | | | |
|-------------|--------------------------|-----------------|---------------|
| From | The Stewards | Document | 31 |
| To | All Teams, All Officials | Date | 15 April 2018 |
| | | Time | 16:15 |

Title Timing Sheet

Description Provisional Race Classification

Enclosed CHN DOC 31 Provisional Race Classification.pdf

Nish Shetty

Jose Abed





















Danny Sullivan

Zheng Honghai

The Stewards

FORMULA 1 2018 HEINEKEN CHINESE GRAND PRIX - Shanghai

Race Provisional Classification after 56 Laps - 305.066 km

| NO | DRIVER | NAT | ENTRANT | LAPS | TIME | GAP | INT | KM/H | FASTEST | ON | PTS |
|----|-----------------------------|---|----------------------------------|------|-------------|--------|--------|---------|----------|----|-----|
| 1 | 3 Daniel RICCIARDO |  | Aston Martin Red Bull Racing | 56 | 1:35:36.380 | | | 191.451 | 1:35.785 | 55 | 25 |
| 2 | 77 Valtteri BOTTAS |  | Mercedes AMG Petronas Motorsport | 56 | 1:35:45.274 | 8.894 | 8.894 | 191.154 | 1:36.987 | 50 | 18 |
| 3 | 7 Kimi RAIKKONEN |  | Scuderia Ferrari | 56 | 1:35:46.017 | 9.637 | 0.743 | 191.130 | 1:36.456 | 48 | 15 |
| 4 | 44 Lewis HAMILTON |  | Mercedes AMG Petronas Motorsport | 56 | 1:35:53.365 | 16.985 | 7.348 | 190.886 | 1:36.878 | 20 | 12 |
| 5 | 33 Max VERSTAPPEN * |  | Aston Martin Red Bull Racing | 56 | 1:35:56.816 | 20.436 | 3.451 | 190.771 | 1:36.206 | 50 | 10 |
| 6 | 27 Nico HULKENBERG |  | Renault Sport Formula One Team | 56 | 1:35:57.432 | 21.052 | 0.616 | 190.751 | 1:36.881 | 56 | 8 |
| 7 | 14 Fernando ALONSO |  | McLaren F1 Team | 56 | 1:36:07.019 | 30.639 | 9.587 | 190.434 | 1:37.234 | 56 | 6 |
| 8 | 5 Sebastian VETTEL |  | Scuderia Ferrari | 56 | 1:36:11.666 | 35.286 | 4.647 | 190.280 | 1:37.479 | 24 | 4 |
| 9 | 55 Carlos SAINZ |  | Renault Sport Formula One Team | 56 | 1:36:12.143 | 35.763 | 0.477 | 190.265 | 1:37.754 | 54 | 2 |
| 10 | 20 Kevin MAGNUSSEN |  | Haas F1 Team | 56 | 1:36:15.974 | 39.594 | 3.831 | 190.138 | 1:38.152 | 54 | 1 |
| 11 | 31 Esteban OCON |  | Sahara Force India F1 Team | 56 | 1:36:20.430 | 44.050 | 4.456 | 189.992 | 1:37.985 | | 47 |
| 12 | 11 Sergio PEREZ |  | Sahara Force India F1 Team | 56 | 1:36:21.105 | 44.725 | 0.675 | 189.970 | 1:37.673 | | 54 |
| 13 | 2 Stoffel VANDOOORNE |  | McLaren F1 Team | 56 | 1:36:25.753 | 49.373 | 4.648 | 189.817 | 1:38.137 | | 54 |
| 14 | 18 Lance STROLL |  | Williams Martini Racing | 56 | 1:36:31.870 | 55.490 | 6.117 | 189.617 | 1:38.500 | | 54 |
| 15 | 35 Sergey SIROTKIN |  | Williams Martini Racing | 56 | 1:36:34.621 | 58.241 | 2.751 | 189.527 | 1:38.624 | | 47 |
| 16 | 9 Marcus ERICSSON |  | Alfa Romeo Sauber F1 Team | 56 | 1:36:38.984 | 62.604 | 4.363 | 189.384 | 1:38.386 | | 52 |
| 17 | 8 Romain GROSJEAN |  | Haas F1 Team | 56 | 1:36:41.676 | 65.296 | 2.692 | 189.296 | 1:37.410 | | 51 |
| 18 | 10 Pierre GASLY * |  | Red Bull Toro Rosso Honda | 56 | 1:36:42.710 | 66.330 | 1.034 | 189.262 | 1:38.367 | | 54 |
| 19 | 16 Charles LECLERC |  | Alfa Romeo Sauber F1 Team | 56 | 1:36:58.955 | 82.575 | 16.245 | 188.734 | 1:38.808 | | 23 |
| 20 | 28 Brendon HARTLEY |  | Red Bull Toro Rosso Honda | 51 | 1:28:45.258 | DNF | | 187.806 | 1:39.376 | | 50 |

FASTEST LAP

| | | | | | |
|---------------------------|---|------------------------------|----------|-----------|---------|
| 3 Daniel RICCIARDO |  | Aston Martin Red Bull Racing | 1:35.785 | on lap 55 | 204.871 |
|---------------------------|---|------------------------------|----------|-----------|---------|

*** PENALTIES**

Cars 33 and 10 - 10 second time penalty - Causing a collision - Stewards' document nos. 29 and 30

Zhang Tao
Clerk of the Course

Timekeeper:

