



2016 FORMULA 1

UNITED STATES GRAND PRIX
AUSTIN
21-22-23 OCTOBER

formulaonemedia
OFFICIAL MEDIA KIT



TABLE OF CONTENTS

1 GENERAL INFORMATION

Welcome to Circuit of the Americas – Foreword by Bobby Epstein, Chairman	2
Timetable	3-4
Circuit Map	5
Route to Media Accreditation Center & Circuit of the Americas	6
Media Accreditation Center (MAC) Map	7
Facts and Figures	8-9
About Circuit of the Americas	10-11

1.1 AUSTIN TRAVEL GUIDE

Dining Suggestions	12
Nightlife / Shopping / Tourism / Accommodations	13
Airports / Airlines / Taxis / Rental Cars / Emergency Information	14

2 MEDIA SERVICES

Key Contacts: FIA / Media Centre / Media Accreditation Centre (MAC)	15
Accreditation / Media Centre Opening Hours & Credential Pickup	16
Shuttle Services: Route & Timetable	17
Red Zone Map / Photographic & Technological Services	18
Press Conferences	19
COTA Tower & Concert Information	20

3 2016 FIA FORMULA ONE WORLD CHAMPIONSHIP

Race Calendar	21
Entry List	22
New Rules for 2016: Technical & Sporting Regulations	23-26
New Rules for 2016: Technical Aspects	27-29
New Rules for 2016: Formula 1 Regulations	30

3.1 2016 FIA FORMULA ONE WORLD CHAMPIONSHIP - STATISTICS

Standing: Drivers' & Constructors' Classification	31-32
Statistics / Pole Positions / Winners / Fastest Lap	33
Drivers at a glance	34
Teams at a glance	35

3.2 CIRCUIT CHARACTERISTICS & RESULTS

Circuit Characteristics & Results:	Australia Grand Prix	36-37
Circuit Characteristics & Results:	Bahrain Grand Prix	38-39
Circuit Characteristics & Results:	China Grand Prix	40-41
Circuit Characteristics & Results:	Russia Grand Prix	42-43
Circuit Characteristics & Results:	Spain Grand Prix	44-45
Circuit Characteristics & Results:	Monaco Grand Prix	46-47
Circuit Characteristics & Results:	Canada Grand Prix	48-49
Circuit Characteristics & Results:	Europe Grand Prix	50-51
Circuit Characteristics & Results:	Austria Grand Prix	52-53
Circuit Characteristics & Results:	British Grand Prix	54-55
Circuit Characteristics & Results:	Hungary Grand Prix	56-57
Circuit Characteristics & Results:	Germany Grand Prix	58-59



TABLE OF CONTENTS - Continued

3.2 CIRCUIT CHARACTERISTICS & RESULTS	
Circuit Characteristics & Results:	Belgium Grand Prix 60-61
Circuit Characteristics & Results:	Italy Grand Prix 62-63
Circuit Characteristics & Results:	Singapore Grand Prix 64-65
Circuit Characteristics & Results:	Malaysia Grand Prix 66-67
Circuit Characteristics & Results:	Japan Grand Prix 68-69
Circuit Characteristics:	United States Grand Prix 70
Circuit Characteristics:	Mexico Grand Prix 71
Circuit Characteristics:	Brazil Grand Prix 72
Circuit Characteristics:	Abu Dhabi Grand Prix 73
4 2016 FIA FORMULA ONE WORLD CHAMPIONSHIP TEAM INFORMATION	
Mercedes AMG Petronas Formula One Team	74
Scuderia Ferrari	75
Williams Martini Racing	76
Red Bull Racing	77
Sahara Force India F1 Team	78
Scuderia Toro Rosso	79
Sauber F1 Team	80
McLaren Honda F1 Team	81
Haas F1 Team	82
Manor Racing MRT	83
Renault Sport F1 Team	84
5 UNITED STATES GRAND PRIX	
2015 FIA Formula One USGP Results	85
History of Formula One in the United States	86
American Formula One Drivers	87-88
Formula One Drivers' Best Circuit of the Americas Memories	89-90
Formula One's Great American Soundtrack	91
6 HISTORY BOOK FACTS & FIGURES	
Formula One Drivers World Championship Winners 1950-2015	92-93
Formula One Constructors World Championship Winners 1958-2015	94
Drivers Records at the Beginning of the 2016 Season	95
Team Records at the Beginning of the 2016 Season	96
7 SUPPORT RACES	
PORSCHE MOBIL1 SUPERCUP	97-100
MASTERS HISTORIC RACING	101



WELCOME TO CIRCUIT OF THE AMERICAS

Welcome to Circuit of The Americas, where we are celebrating our fifth year hosting the Formula 1 United States Grand Prix. I am pleased you have joined us and want to extend a special "thanks" to those fans who have made the U.S. Grand Prix at COTA an annual tradition.

To celebrate our fifth year, we are pulling out all the stops to provide fans with an exceptional race weekend, featuring a combination of the world's premier motorsport series, as well as performances from two of the music industry's greatest entertainers – Taylor Swift and Usher & The Roots.

An action-packed race weekend will feature not only the superstars from Formula 1, but also the Porsche Supercup and the fan-favorite Masters Historic Racing series. COTA will truly come alive with more than 20 bands performing over the weekend, ranging from classical to bluegrass, and from country to rock.

Additionally, COTA will feature 3.4 miles of themed entertainment, collector car displays, roaming entertainers and a big dose of our traditional Texas hospitality. We are confident that the 2016 Formula 1 United States Grand Prix will be our best yet.

Hosting a world-class event is never easy and we owe a big thanks and congratulations to the thousands of employees and volunteers who have worked tirelessly to make the 2016 Formula 1 United States Grand Prix one of the biggest sporting and entertainment events of the year. You are a part of history in the making and we appreciate you being here with us!

Bobby Epstein
Chairman



1. GENERAL INFORMATION

TIMETABLE – 2016 FORMULA ONE UNITED STATES GRAND PRIX

THURSDAY

10:00	16:00	FORMULA ONE	INITIAL SCRUTINEERING
11:00		FORMULA ONE	PRESS CONFERENCE – PRESS ROOM
13:00	15:00	FORMULA ONE	FIA/FOM SYSTEMS CHECKS – TRACK ACCESS RESTRICTED TO FIA/FOM ONLY
13:45		FORMULA ONE	TRACK INSPECTION, TRACK COMPLETELY CLEAR
14:00	15:00	FORMULA ONE	HIGH SPEED TRACK TEST – FIA SAFETY & MEDICAL CARS
16:00	18:00	PROMOTER ACTIVITY	PIT LANE WALK FOR THREE DAY TICKET HOLDERS ONLY
16:00		FORMULA ONE	TEAM MANAGERS' MEETING

FRIDAY

09:20		FORMULA ONE	MEDICAL INSPECTION
09:30	09:45	FORMULA ONE	TRACK INSPECTION AND TRACK TEST
10:00	11:30¹	FORMULA ONE	FIRST PRACTICE SESSION
11:55	12:20 ¹	MASTERS HISTORIC RACING	FIRST PRACTICE SESSION
12:25	13:45	FORMULA ONE	Paddock CLUB PITLANE WALK
13:30	13:40	FORMULA ONE	TRACK INSPECTION
14:00	15:30¹	FORMULA ONE	SECOND PRACTICE SESSION
16:00	16:45 ¹	PORSCHE MOBIL 1 SUPERCUP	PRACTICE SESSION
16:00	17:00	FORMULA ONE	PRESS CONFERENCE – PRESS ROOM
17:00		FORMULA ONE	DRIVERS' MEETING
17:15	17:40 ¹	MASTERS HISTORIC RACING	SECOND PRACTICE SESSION
18:30	19:15	TRACK ACTIVITY	MARSHAL PIT LANE WALK

SATURDAY

07:15	08:40	FORMULA ONE	Paddock CLUB PIT LANE WALK
08:00	08:15	FORMULA ONE	TEAM INSPECTION AND SAFETY CAR TEST
08:00	08:30	FORMULA ONE	TEAM PIT STOP PRACTICE
08:50	09:15	MASTERS HISTORIC RACING	QUALIFYING SESSION
09:20		FORMULA ONE	MEDICAL INSPECTION
09:30	09:40	FORMULA ONE	TRACK INSPECTION
10:00	11:00¹	FORMULA ONE	THIRD PRACTICE SESSION
11:30	12:00	PORSCHE MOBIL 1 SUPERCUP	QUALIFYING SESSION
12:05	12:40	FORMULA ONE	Paddock CLUB PITLANE WALK
12:30	12:40	FORMULA ONE	TRACK INSPECTION
13:00	14:00	FORMULA ONE	QUALIFYING SESSION
15:00*	15:25²	MASTERS HISTORIC RACING	FIRST RACE (10 LAPS OR 20 MINS)
16:00*	16:35²	PORSCHE MOBIL 1 SUPERCUP	FIRST RACE (14 LAPS OR 30 MINS)

*These times refer to the start of the formation of the lap ¹Fixed End Session ²Approximate finishing time
PLEASE NOTE THAT THIS TIMETABLE IS SUBJECT TO AMENDMENTS



1. GENERAL INFORMATION

TIMETABLE – 2016 FORMULA ONE UNITED STATES GRAND PRIX

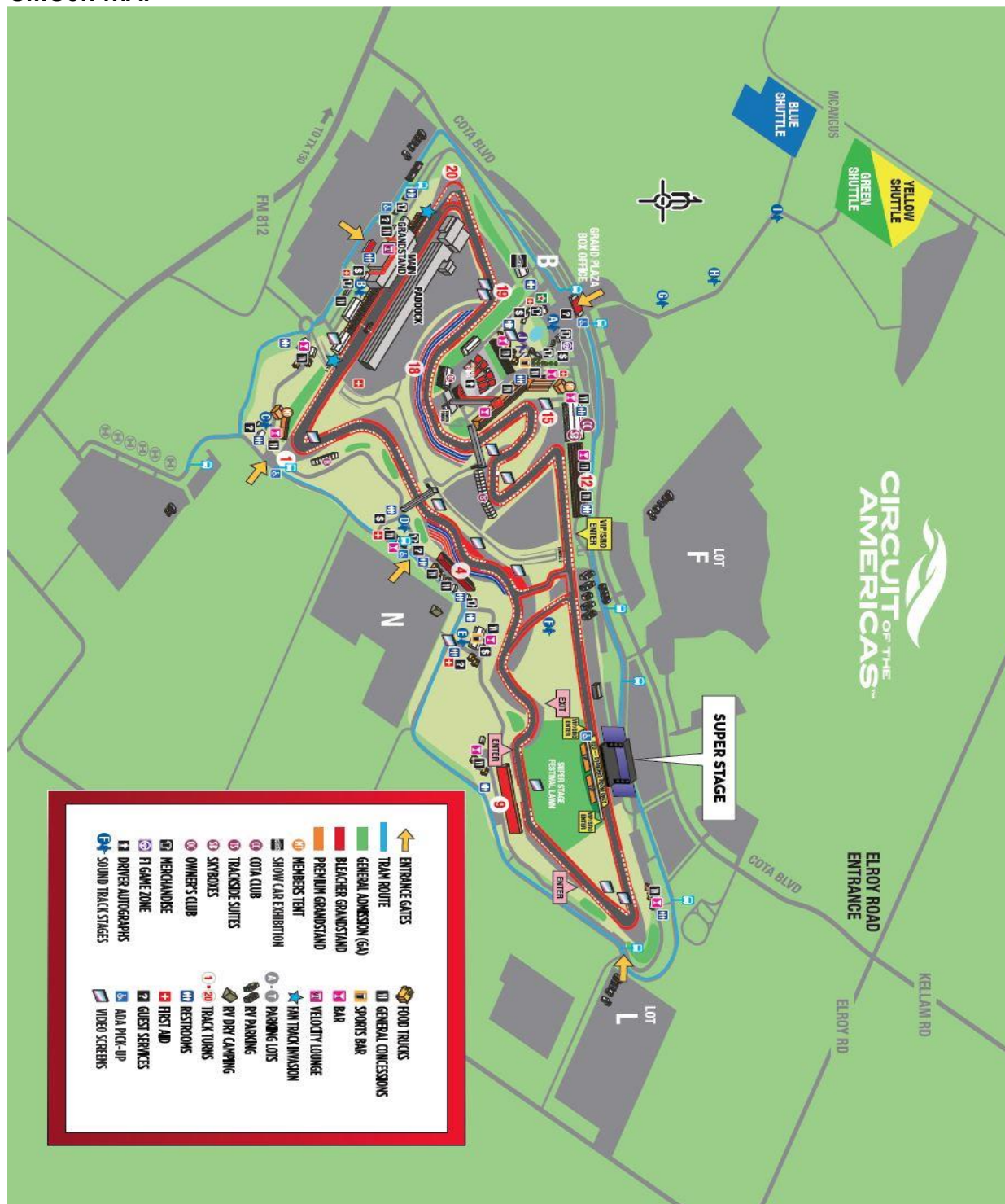
SUNDAY

09:30		FORMULA ONE	MEDICAL INSPECTION
10:00	10:15	FORMULA ONE	TRACK INSPECTION AND TRACK TEST
10:35*	11:00²	MASTERS HISTORIC RACING	SECOND RACE (10 LAPS OR 20 MINS)
11:30*	12:05²	PORSCHE MOBIL 1 SUPERCUP	SECOND RACE (14 LAPS OR 30 MINS)
12:05	13:15	FORMULA ONE	PADDOCK CLUB PITLANE WALK
12:30		FORMULA ONE	FORMULA ONE DRIVERS PARADE
12:45	13:15	FORMULA ONE	STARTING GRID PRESENTATION
13:00		FORMULA ONE	MEDICAL INSPECTION
13:10	13:20	FORMULA ONE	TRACK INSPECTION
13:30		FORMULA ONE	PIT LANE OPEN
13:45		FORMULA ONE	PIT LANE CLOSED – GRID FORMATION
13:46		FORMULA ONE	NATIONAL ANTHEM
13:47		AIR DISPLAY	302 ND AVIATION SQUADRON FLY PAST
14:00*	16:00²	FORMULA ONE	GRAND PRIX (56 LAPS OR 120 MINS)

*These times refer to the start of the formation of the lap ¹Fixed End Session ²Approximate finishing time
PLEASE NOTE THAT THIS TIMETABLE IS SUBJECT TO AMENDMENTS

1. GENERAL INFORMATION

CIRCUIT MAP





1. GENERAL INFORMATION

ROUTE TO CIRCUIT OF THE AMERICAS & MEDIA ACCREDITATION CENTER

MAC Address:

7736 Kellam Road
Del Valle, TX 78617

**From Downtown
Austin to the MAC:**

Follow I-35 S/US-290 W and TX-71 E to Garfield, Exit and turn right down Kellam Road. The Media Accreditation Centre will be on your left.

From MAC to Lot A:

Once you have received your credentials and parking pass, please follow the "MEDIA PARKING" directional signage down COTA Boulevard to Parking Lot A.

**If you already have
your parking pass:**

Circuit of The Americas is located 15 miles south east of downtown Austin and connected to the downtown area via TX-71, US-183 and the 45/130 toll road. From downtown Austin, take I-35 South to TX-71 East. Exit TX-71 at Burleson Road and continue until Highway 183. Go south on Highway 183 and make a left on FM 812. After passing underneath the 45/130 toll road, Circuit of The Americas will be on your left.

**Distance from Austin
Airport:**

Distance to Circuit of The Americas from Austin-Bergstrom International Airport is 10 miles. Travel TX71 or 45/130 Toll Road.



1. GENERAL INFORMATION

MEDIA ACCREDITATION CENTER - Located in Lot R (intersection of Kellam & Elroy Rd)





1. GENERAL INFORMATION

FACTS & FIGURES

Formula One General Info	<ul style="list-style-type: none"> • The 2016 FIA Formula One world championship is made up of 22 drivers (of 14 different nationalities) competing for 11 teams . • The 2016 Formula One calendar is the busiest in the sport's history, racing at 21 circuits in 21 countries across 5 Continents. • There are currently 3 Street Races on the Formula One calendar in Monaco, Singapore and Baku. • Formula One is the world's most popular annual sporting series, broadcast over more than 200 territories across 115 channels. • Formula One's cumulative audience last year was 1.5 billion with an average audience of 79.6 million for each race, with the highest being the US Grand Prix at 96.1 million. • Approximately 600 media representatives are present at each event, covering each Formula One Grand Prix for 2,500 publications
Driver Facts	<ul style="list-style-type: none"> • Red Bull Racing's Max Verstappen is the youngest driver to start a F1 race at 17 years and 166 days at the 2015 Australian Grand Prix and is also the youngest winner of a Grand Prix, winning the 2016 Spanish Grand Prix at the age of 18 years and 228 days • Michael Schumacher has won the most Formula One races in history with a total of 91 wins • Michael Schumacher also holds the record for the most drivers' championships with a total of 7 • Ferrari's Sebastian Vettel holds the all-time record for most consecutive Grand Prix wins - 9 (including one at COTA) - achieved in 2013 with Red Bull • Formula One drivers can sweat off up to 3kg of their body weight during the course of a race.
Formula One Logistics	<ul style="list-style-type: none"> • Each Formula One team travels approx. 160,000 kilometres (100,000 miles) a year between races and test sessions • A modern Formula One car is capable of developing 3.5 g lateral cornering force thanks to aerodynamic downforce. That means that, theoretically, at high speeds they could drive upside down • The fastest recorded time for a pit stop is 1.92 seconds - a feat shared by Williams Martini Racing (achieved at the 2016 Grand Prix of Europe on Felipe Massa's car) and Red Bull Racing (achieved at the 2013 U.S. Grand Prix at COTA on Mark Webber's car) • Each Formula One car has been limited to 100kg of fuel per race which they need to manage throughout. • A Formula One car weighs a fraction of what a road car weighs. The use of high-tech materials, including carbon fibre, has made modern Formula One cars super lightweight, with a minimum required weight of 702kg • The engine of a Formula One car is 1.6-litres in capacity and rev-limited to 15,000rpm. This means that the piston travels up and down 250 times a second. By comparison, an average road car is rev-limited to 6,000rpm.



1. GENERAL INFORMATION

FACTS & FIGURES

Formula One History

- The FIA Formula One World Championship was launched in 1950
- The first world championship race took place at the famous Silverstone circuit and had two titles: Officially it was the Grand Prix d'Europe but was also referred to as the British Grand Prix
- The race included a Swiss baron, a Thai prince and a well-known Jazz musician
- Juan Manuel Fangio is regarded by many as one of the greatest Formula One drivers of all time and holds the highest winning percentage in Formula One at 46.15%
- Ayrton Senna, 3-time World Champion, is considered by many as the greatest racing driver of all time. Tragically, the Brazilian legend was killed in an accident at the 1994 San Marino GP

Formula One & Circuit of the Americas

- The Circuit of The Americas is 5.515km in length and is made up of 20 Turns
- The maximum speed reached on the circuit by an Formula One car is 314kph (195.11 mph)
- The most successful Formula One driver & team to have raced at COTA are Lewis Hamilton and Mercedes AMG Petronas with 3 and 2 wins respectively
- Over 135,000 beers are sold at the average USGP race weekend alongside more than 12,000 cheeseburgers
- Just under a million fans - 976,417 - have come to the Formula One USGP since the first race in 2012
- Some of the biggest stars in music including Flo Rida, Pit Bull, Live, Public Enemy, Kid Rock & Elton John have performed at COTA during the USGP
- 2016 will see Taylor Swift and Usher & The Roots perform at the USGP. Taylor's performance at the USGP will be her only concert of the year.



1. GENERAL INFORMATION

ABOUT CIRCUIT OF THE AMERICAS

Circuit of The Americas (COTA) in Austin, Texas, is a world-class destination for premium sports and entertainment events, the first racing facility in the United States purpose-built for Formula 1™ racing. COTA is home to the FORMULA 1 UNITED STATES GRAND PRIX™, which was named the 2012 "Sports Event of the Year" by SportsBusiness Journal/Daily. Attendance at the United States Grand Prix has exceeded 235,000 each year, making it one of the best attended races on the calendar and securing COTA's status as the United States' new home for Formula 1 motor racing.

In June 2015, COTA hosted the prestigious summer edition of the ESPN X Games, bringing thousands of extreme sports athletes and spectators from around the world to central Texas for four days of international competition that was broadcast globally. COTA bested competitive bids from top cities including Chicago, Detroit and Charlotte, N.C., to win the games for a four-year period.

Since its grand opening in the fall of 2012, COTA has hosted more than 1 million visitors at events such as the world's premier motorcycle racing series, MotoGP™; V8 Supercars™, the most popular motorsport in Australia; and the popular U.S. series GRAND-AM Road Racing™, now known as United SportsCar Racing after merging with the American Le Mans Series. The Tudor United SportsCar Championship was one of two endurance racing series, including the FIA World Endurance Championship, hosted at COTA as part of the annual Lone Star Le Mans event. COTA holds the unique distinction of being the only U.S. facility to host three World Championship auto racing series (Formula 1, MotoGP and World Endurance Championship) within one year. For 2016, COTA will be the only American round on each of those series' calendars.

The 1,500-acre complex features a variety of permanent structures designed for business, education, entertainment and race use, with only 350 acres fully developed. The 3.4-mile undulating racetrack was designed by the world-famous architectural and engineering firm, Hermann Tilke GmbH & Co., and features dramatic, natural elevation changes, including a 133-foot climb up to its signature Turn 1. The 20-turn circuit incorporates some of the best-loved and most challenging turns from other iconic Formula 1 tracks around the world.

COTA is also home to the Austin360 Amphitheater, an expansive outdoor live music space with room for 14,000 guests. Recently named one of USA Today's 10 Best Concert Venues Across the USA, Austin360 Amphitheater features the largest permanent stage in Central Texas.



1. GENERAL INFORMATION

Directly behind the Austin360 Amphitheater is the Circuit's 25-story Observation Tower, the venue's most noted architectural element. The Tower features an observation deck with a 360-degree view of the racing circuit, downtown Austin and Texas Hill Country.

COTA's paddock area is home to a 270,000-square foot Pit/Paddock Building with 34 garage bays and two upper levels of hospitality space. Additionally, the 44,000-square foot Event Center hosts business and social functions and serves as the venue's Media Center during major sports and entertainment events. Also among the facility's offerings is a massive grandstand with corporate suites, a chic, multipurpose lounge space and permanent seating for more than 9,000 guests. A state-of-the-art medical facility provides emergency medical care for competitors and spectators alike. The facility has on-site parking for approximately 25,000 vehicles, permanent depots for shuttle buses and taxis and an on-site heli-stop.

FOR MORE INFORMATION & DOWNLOADABLE VIDEO, AUDIO & PHOTOS:

COTA Website:	www.CircuitofTheAmericas.com
Austin360 Amphitheater:	www.Austin360Amphitheater.com
COTA's Dedicated FTP website:	media.circuitoftheamericas.com

FOLLOW CIRCUIT OF THE AMERICAS:

Facebook:	www.facebook.com/CircuitofTheAmericas
Twitter:	@circuitamericas
Instagram:	@cota_official

CIRCUIT INFORMATION:

First Grand Prix:	2012
Circuit Length:	3.427 miles (5.513 km)
Number of Laps:	56
Race Distance:	308.405 km
Lap Record:	1:39.347 – S. Vettel (2012)
Capacity:	120,000
2015 USGP Attendance:	224,011 (over three days)
Architect:	Hermann Tilke
Tower Height:	251 feet (77m)
Circuit Grounds:	1,100 acres
Hosts:	Formula One™, MotoGP™, FIA World Endurance Championship™, Tudor United SportsCar Championship™



1.1 GENERAL INFORMATION – TRAVEL GUIDE

AUSTIN DINING SUGGESTIONS

FINE DINING

Lambert's Downtown Barbecue 401 W 2nd St, Austin, TX 78701-3802 Phone: 1 (512) 494-1500 <i>Open for Lunch, Dinner, Brunch & Late Night</i> <i>Offers American, Southwestern and Barbecue options</i>	Odd Duck 1201 S Lamar Blvd, Austin, TX 78704 Phone: 1 (512) 433-6521 <i>Upscale eatery doling out locally sourced New American chow & drinks in a contemporary setting</i>
Uchi 801 South Lamar Blvd, Austin, TX 78704 Phone: 1 (512) 916-4808 <i>Open for dinner</i> <i>Sushi plus creative hot & cold dishes</i>	Eddie V's Prime Seafood 9400B Arboretum Blvd, Austin, TX 78759-6392 Phone: 1 512-342-2642 <i>Open for dinner & late night</i> <i>Offers American, Seafood & International Options</i>
Truluck's Seafood 400 Colorado St, Austin, TX 78701-2919 Phone: 1 (512) 482-9000 <i>Casual Elegant Dining – Open late for dinner & drinks</i> <i>Offers American, Seafood & Gluten Free options</i>	Perry's Steakhouse & Grille 114 W 7th St, Austin, TX 78701-3000 Phone: 1 (512) 474-6300 <i>Casual Elegant Dining – Open late for dinner & drinks</i> <i>American Steakhouse, also offers gluten free options</i>
Vespaio 1610 S Congress Ave, Austin, TX 78704-3522 Phone: 1 (512) 441-6100 <i>Lunch, Dinner & Late Night</i> <i>Offers Italian, Pizza and Mediterranean options</i>	Ill Forks Austin 111 Lavaca St, Austin, TX 78701-3932 Phone: 1 (512) 474-1776 <i>Fine Dining – Open late for dinner</i> <i>Offers American & Steakhouse cuisine</i>

CASUAL DINING

Guero's Taco Bar 1412 S. Congress Avenue www.guerostacobar.com <i>Open for lunch and dinner</i>	South Congress Cafe 1600 S. Congress Avenue www.southcongresscafe.com <i>Open for brunch, lunch and dinner</i>
Homeslice Pizza 1415 S. Congress Avenue www.homeslicepizza.com <i>Open for lunch and dinner</i>	Franklin's Barbecue 900 E. 11th Street www.franklinbarbecue.cm <i>Open for lunch and dinner</i>



1.1 GENERAL INFORMATION – TRAVEL GUIDE

NIGHTLIFE / SHOPPING / TOURISM / ACCOMMODATIONS

SHOPPING

San Marcos Premium Outlets 3939 IH 35, San Marcos, TX Phone: 1 (512) 396-2200	The Domain 11410 Century Oaks Terrace, Austin, TX 78758 Phone: 1 (512) 873-8099
Barton Creek Square 2901 S Capital of Texas Hwy, Austin, TX 78746 Phone: 1 (512) 327-7041	The Arboretum 10000 Research Blvd, Austin, TX 78759 Phone: 1 (512) 338-4437

TOURISM

The Texas Capitol Phone: 1 (512) 305-8400 www.tspb.state.tx.us.org	The Bob Bullock Texas State History Museum 1800 Congress Avenue Phone: 1 (512) 3058400
Bat Bridge Lad Bird Lake on top of Congress Ave Bridge http://www.batcon.org/	Zilker Park 2100 Barton Springs Rd, Austin, TX 78704 http://zilkerpark.org/

ACCOMMODATIONS

Hotel Van Zandt Phone: 1 (512) 542-5300 http://www.hotelvanzandt.com/	JW Marriott Phone: 1 (512) 474-4777 http://www.jwmarriottaustin.com/
Homewood Suites South Phone: 1 (512) 445-5050 http://homewoodsuites3.hilton.com	The Driskill Phone: 1 (512) 439-1234 http://www.driskillhotel.com/
Hilton Garden Inn Phone: 1 (512) 480-8181 http://hiltongardeninn3.hilton.com/en/hotels/texas/hilton-garden-inn-austin-downtown-convention-center-AUSGIGI/index.html	Hilton Austin Airport Phone: 1 (512) 385-6767 http://www3.hilton.com/en/hotels/texas/hilton-austin-airport-AUSAHHF/index.html

AUSTIN NIGHTLIFE SUGGESTIONS

Rainey Street Area -Container Bar -Bar 96 -Blackheart -Lucille -Banger's -Half Step	6th Street/Downtown -The Ranch -Dogwood -Pete's Dueling Piano Bar -Easy Tiger -Shakespeare's -Continental Club
--	--

*visit <http://www.austintexas.org/visit/> for more information



1.1 GENERAL INFORMATION – TRAVEL GUIDE

TRANSPORTATION / EMERGENCY INFO / HOSPITAL LOCATION

AIRPORTS

Austin Bergstrom International 3600 Presidential Blvd, Austin, TX 78719 Phone: 1(512)530-2242	Dallas Fort Worth International International Pkwy, DFW Airport, TX 75261 Phone: 1(972)973-3112
Houston Bush International 2800 N Terminal Rd, Houston, TX 77032 Phone: 1(281)230-3100	San Antonio International 9800 Airport Blvd, San Antonio, TX 78216 Phone: 1(210)207-3433

AIRLINES

Air Tran Phone: 1(800)247-8726	Alaska Airlines Phone: 1(800)252-7522
American Airlines Phone: 1(800)433-7300	British Airways Phone: 1(800)247-9297
Delta Phone: 1(800)221-1212	Frontier Phone: 1(800)432-1359
Jet Blue Phone: 1(800)538-2583	Southwest Phone: 1(800)435-9792
United Airlines Phone: 1(800)241-6522	US Airways Phone: 1(800)428-4322

TAXIS

Yellow Cab Austin Phone: 1(512)452-9999	Austin Cab Company Phone: 1(512)478-2222
Lone Star Cab Phone: 1(512)836-4900	

RENTAL CARS

ACE Car Rental Austin Phone: 1(512)530-3900	Advantage Phone: 1(800)777-5500
Alamo/National Phone: 1(512)530-3500	Avis Phone: 1(512)530-3400
Budget Phone: 1(512) 530-3350	Dollar Phone: 1(512)530-7368
Enterprise Phone: 1(512)530-8100	Hertz Phone: 1(512)530-3600

HOSPITAL

In case of emergency, please dial 9-1-1

Seton Northwest Hospital 11113 Research Blvd 1 (512) 324-6000
--



2. MEDIA SERVICES

KEY PEOPLE & CONTACTS

FIA

FIA F1 Head of Communications & Media Delegate

Matteo Bonciani; mbonciani@fia.com
1 (512) 655-6523 (Circuit office)

FIA Communications

Pat Behar; pbehar@fia.com
1 (512) 655-6523 (Circuit office)

MEDIA CENTRE

National Press Officer

Tom Cooney;
tom.cooney@khpconsulting.com

National Press Officer Assistant

Katharina Thamm;
katharina.thamm@khpconsulting.com

Media Centre Coordinator

Catherine Land;
catherine.land@circuitoftheamericas.com

Media Centre Reception Desk

1 (512) 655-6516

Media Centre Reception Management

Diane Swintal, Ali Alcantara;

Circuit Online Media Centre

circuitoftheamericas.com/media-center

MEDIA ACCREDITATION CENTRE

Media Accreditation Centre Desk

1 (512) 655-6257

Media Accreditation Centre Manager

Renet Presas;
Renet.presas@circuitoftheamericas.com



2. MEDIA SERVICES

MEDIA CENTRE/ACCREDITATION HOURS & CREDENTIAL PICKUP

MEDIA CENTRE

Location The Media Centre is located in Building K in the F1 Paddock.

Opening Hours	Wednesday, Oct. 19 th	12.00 – 20.00 hrs
	Thursday, Oct. 20 th	09.00 – 23.00 hrs
	Friday, Oct. 21 st	07.00 – 23.00 hrs
	Saturday, Oct. 22 nd	07.00 – 23.00 hrs
	Sunday, Oct. 23 rd	07.00 – Late*

*Or until the last journalist leaves

ACCREDITATION CENTRE

Location The Media Accreditation Centre is located at 7736 Kellam Road
Del Valle, TX 78617

Opening Hours	Wednesday, Oct. 19 th	11.00 – 18.00 hrs
	Thursday, Oct. 20 th	08.00 – 18.00 hrs
	Friday, Oct. 21 st	08.00 – 16.00 hrs
	Saturday, Oct. 22 nd	08.00 – 12.00 hrs
	Sunday, Oct. 23 rd	08.00 – 13.00 hrs

MEDIA CREDENTIAL PICKUP

Each accredited journalist must sign release forms and show photo ID in order to pick up his/her credential. Media outlets cannot pick up credentials en masse. ****Transportation from the Media Accreditation Centre (MAC) to the track is not provided. Journalists should pick up credentials and parking passes at the MAC before parking at the circuit. ****



2. MEDIA SERVICES

SHUTTLE SERVICE

MEDIA SHUTTLES

Route	Shuttles operate between Lot A and the Media Centre during Media Centre Operating Hours.	
Operating Hours	Wednesday, Oct. 19 th	12.00 – 20.00 hrs
	Thursday, Oct. 20 th	09.00 – 23.00 hrs
	Friday, Oct. 21 st	07.00 – 23.00 hrs
	Saturday, Oct. 22 nd	07.00 – 23.00 hrs
	Sunday, Oct. 23 rd	07.00 – Late
Notice	Journalists who wish to stay beyond the operating hours of the media center are kindly requested to contact the Media Centre staff at the reception desk at least one hour before the Media Centre closes.	

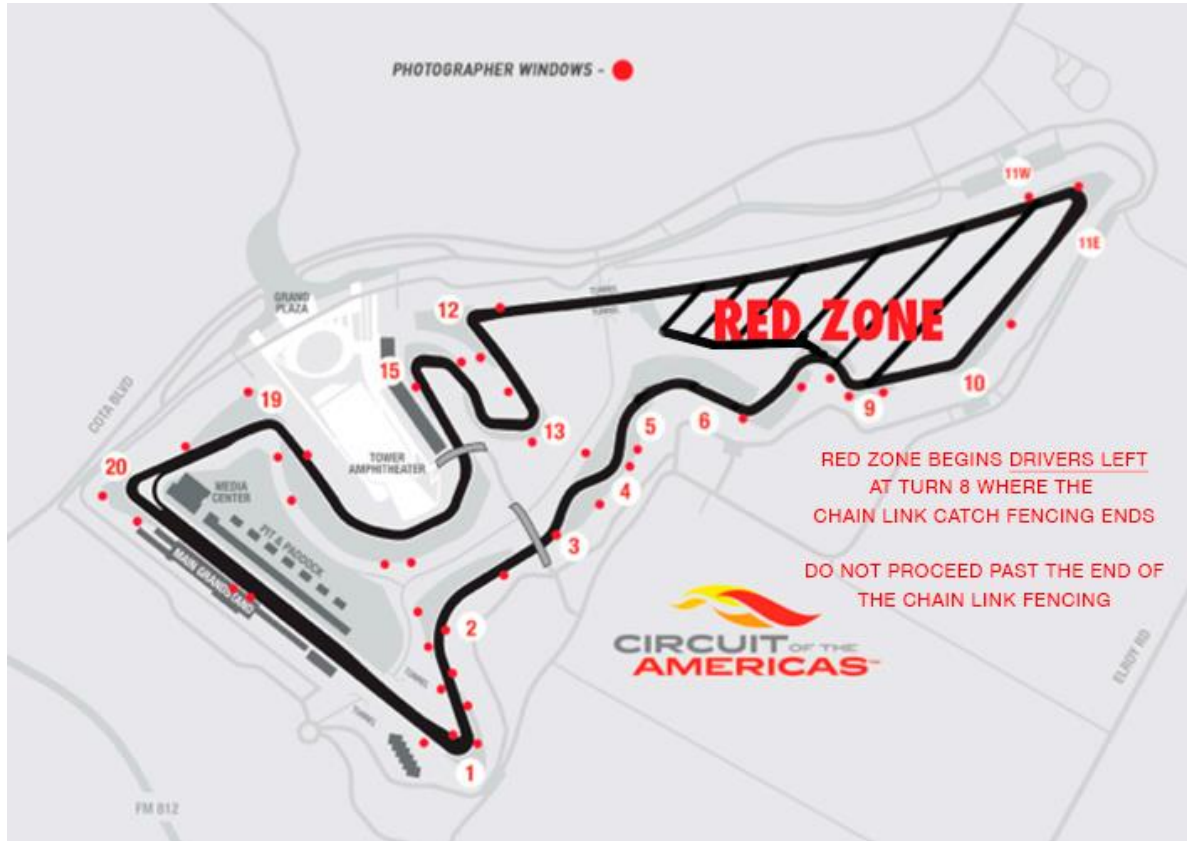
PHOTOGRAPHERS' SHUTTLES

Route	A photographers' shuttle service is provided nonstop during practice sessions and races to locations all around the track using the service road.
Operating Hours	Photo shuttles will begin running 30 minutes prior to all on-track activity and will continue running for 30 minutes after all on-track activity on Friday, Saturday and Sunday (Oct 21-23).
Notice	The Photographers' Shuttle schedule is subject to change, so please be sure to check the notice board located within the Media Centre for the latest details. Photographers must have appropriate accreditation to use this service.
Red Zones	Please see Map on next page.
Photographers' Tower	The Photographers' Tower is located outside of Turn 1. Please refer to the map on the official notice board in the photographers' area for information on the photographers' tower.
Crossing the track	Crossing the track is allowed 30 minutes before each practice session and 60 minutes before the Grand Prix race.



2. MEDIA SERVICES

RED ZONE MAP & PHOTOGRAPHIC & TECHNOLOGY SERVICES INFORMATION



Photographic Support Services	Photographic technical support will be provided by Canon and Nikon. Both tables will be located in the Media Center to assist photographers with technical issues.
Electrical Power	United States spec power (110v, 60hz) will be available for each workstation. We will have universal power adapters available at the reception area, which will enable any country's plug type to plug into a U.S. wall socket.
Internet	Circuit of The Americas offers free high-speed broadband Internet connections . Access information for the Circuit's free Wi-Fi network can be obtained at the Media Centre reception desk.



2. MEDIA SERVICES

PRESS CONFERENCES

The Media Centre will host four official Fédération Internationale de l'Automobile (FIA) press conferences during the race weekend. There will be a press conference on each of the four days of the event. All FIA-hosted press conferences will take place in the designated press conference room located in the Media Centre, near the Media Café. Transcripts will be distributed within the Media Centre. Please note that only FIA-accredited media may attend.

Thursday, 11.00 hrs, in the Media Centre:

Press Conference for a maximum of six drivers, chosen by the FIA F1 Head of Communications.

Friday, 16.00 hrs, in the Media Centre:

Press Conference for six team personalities, chosen by the FIA F1 Head of Communications.

Saturday, following the Qualifying session:

TV interview with the top three drivers of the qualifying session. (Transmitted into the Media Centre).

Saturday, after the TV unilateral interview, in the Media Centre:

Post-Qualifying Press Conference with the top three drivers of the qualifying session.

Sunday, following the podium celebrations:

TV interview with the top three finishing drivers. (Transmitted into the Media Centre).

Sunday, after the TV unilateral interview, in the Media Centre:

Post-Race Press Conference with the top three finishing drivers.

***NOTE:** Photographers are kindly requested to use the platform that has been provided behind the rows for the journalists.



2. MEDIA SERVICES

COTA TOWER & CONCERT INFORMATION

TOWER ACCESS

Media will be allowed FREE access to the observation deck at the Tower ONLY during Tower hours of operation.

Friday, October 21	11:00 a.m. – 5:00 p.m.
Saturday, October 22	9:00 a.m. – 12:00 p.m.
Sunday, October 23	9:00 a.m. – 11:00 a.m. 4:00 p.m. - Close

CONCERT INFORMATION

Saturday, Oct. 22 <i>Taylor Swift</i>	Performing on the Superstage after track activity
Sunday, Oct. 23 <i>Usher & The Roots</i>	Performing on the Superstage after the USGP race

**The Superstage is located on the back straight in-between Turns 11 and 12. All credentialed media that are interested in attending will be allowed access.*





3. 2016 FIA FORMULA ONE WORLD CHAMPIONSHIP

RACE CALENDAR

18-20 Mar	ROLEX AUSTRALIAN GRAND PRIX	Melbourne
01-03 Apr	GULF AIR BAHRAIN GRAND PRIX	Sakhir
15-17 Apr	PIRELLI CHINESE GRAND PRIX	Shanghai
29 Apr-01 May	RUSSIAN GRAND PRIX	Sochi
13-15 May	GRAN PREMIO DE ESPANA PIRELLI	Catalunya
26-29 May	GRAND PRIX DE MONACO	Monte Carlo
10-12 Jun	GRAND PRIX DU CANADA	Montreal
17-19 Jun	GRAND PRIX OF EUROPE	Baku
01-03 Jul	GROSSER PREIS VON OSTERREICH	Spielberg
08-10 Jul	BRITISH GRAND PRIX	Silverstone
22-24 Jul	FORMULA MAGYAR NAGYDIJ	Budapest
29-31 Jul	GROSSER PREIS VON DEUTSCHLAND	Hockenheim
26-28 Aug	BELGIAN GRAND PRIX	Spa
02-04 Sep	GRAN PREMIO D'ITALIA	Monza
16-18 Sep	SINGAPORE AIRLINES SINGAPORE GRAND PRIX	Singapore
30 Sep-02 Oct	MALAYSIA GRAND PRIX	Kuala Lumpur
07-09 Oct	JAPANESE GRAND PRIX	Suzuka
21-23 Oct	UNITED STATES GRAND PRIX	Austin
28-30 Oct	GRAN PREMIO DE MEXICO	Mexico City
11-13 Oct	GRANDE PREMIO DO BRASIL	Sao Paulo
25-27 Nov	ETIHAD AIRWAYS ABU DHABI GRAND PRIX	Yas Marina



3. 2016 FIA FORMULA ONE WORLD CHAMPIONSHIP

ENTRY LIST

No.	Driver	Nationality	Team
44	Lewis Hamilton	Great Britain	Mercedes AMG Petronas Formula One Team
6	Nico Rosberg	Germany	Mercedes AMG Petronas Formula One Team
5	Sebastian Vettel	Germany	Scuderia Ferrari
7	Kimi Räikkönen	Finland	Scuderia Ferrari
19	Felipe Massa	Brazil	Williams Martini Racing
77	Valtteri Bottas	Finland	Williams Martini Racing
3	Daniel Ricciardo	Australia	Red Bull Racing
33	Max Verstappen	Denmark	Red Bull Racing
27	Nico Hulkenberg	Germany	Sahara Force India F1 Team
11	Sergio Perez	Mexico	Sahara Force India F1 Team
20	Kevin Magnussen	Denmark	Renault Sport Formula 1 Team
30	Jolyon Palmer	Great Britain	Renault Sport Formula 1 Team
26	Daniil Kvyat	Russia	Scuderia Toro Rosso
55	Carlos Sainz Jr.	Spain	Scuderia Toro Rosso
9	Marcus Ericsson	Sweden	Sauber F1 Team
12	Felipe Nasr	Brazil	Sauber F1 Team
14	Fernando Alonso	Spain	McLaren Honda
22	Jenson Button	Great Britain	McLaren Honda
94	Pascal Wehrlein	Germany	Manor Racing MRT
31	Esteban Ocon	France	Manor Racing MRT
8	Romain Grosjean	France	Haas F1 Team
21	Esteban Guterrez	Mexico	Haas F1 Team



3. 2016 FIA FORMULA ONE WORLD CHAMPIONSHIP

NEW RULES 2016

TECHNICAL REGULATIONS

Exhaust Layout- Teams must now use separate exhaust pipes for the wastegate and turbine instead of the single exhaust used in 2015, which is to improve engine noise. The rules also allow the use of a twin pipe for the wastegate although any exist must not be in excess of 100mm from the main pipe.

Power Unit Allowance- As the number of championship rounds has increased from 19 to 21, each driver is allowed to use up to five power units over the course of the season. As a result, grid penalties will only be activated when each driver uses a sixth of any one of the six disparate power unit elements.

Power Unit Development- Manufacturers will be allowed 32 power unit tokens for use in-season development, which can be used at their discretion. Where previously no manufacturer could supply more than one specification of power unit, engines homologated in previous seasons, may again be re-homologated for use in the 2016 season.

Cockpit Safety- Head protection structures either side of the cockpit have been increased by 20mm and are now able to resist a compression load of 50N per 30 seconds.

Tyres- Pirelli are now making three of their five dry-weather tyre compounds, which includes the new purple-market ultra-soft, available for use at each event. This is to encourage variation between race strategies. The company will allocate two sets of tyres for each race, of which only one set must be used. One set will also be allocated, the softest of the three compounds for Q3 only. Each driver will then choose 10 further sets of tyres from the three compounds, which would take their weekend allocation to 13.

Virtual Safety Car (VSC)- The VSC may now be used in practice as well as races in order to reduce stoppage times, while the DRS will be re-enabled immediately after a VSC period.

Accident Analysis- In order to gather information and analyze accidents each car will be fitted with a high-speed camera and drivers must wear in-ear accelerometers at each event and any tests that are attended by more than one team.

Testing- The number of pre-season tests has been cut from three to two, which means that teams may participate in eight days of track running rather than the twelve days in the previous season.



3. 2016 FIA FORMULA ONE WORLD CHAMPIONSHIP

NEW RULES 2016

SPORTING REGULATIONS

Formula 1 is an extremely dynamic global sport where teams are required to adhere to specific regulations laid out by the FIA. A reminder of some of these regulations, many of which may even be unknown to the sport's most enthusiastic fans, appear below:

Car Livery – Teams must run their two cars with essentially the same race livery throughout the season and must seek prior approval for any major changes. In addition, there are a number of requirements that apply to liveries for all cars and teams. Every car must carry its driver's race number, which must be clearly visible from the front of the car, and the driver's name must appear on the external bodywork of the car. The team's name or emblem must also appear on the nose of the car. To help distinguish between a team's two cars, the on-board cameras, which sit on top of the main rollover structure, are colored differently. On the first car it must remain as it is supplied to the team (black) and on the second car it must be predominantly fluorescent yellow.

Classification – A commonly asked question is how drivers can be given a placing in the official race results even though they retired before the end of the race. The explanation can be found within the FIA regulations regarding classification. These state that any driver who completed at least 90 per cent of the race distance will be classified, whether or not he was running when the winner took the checkered flag. If a race is stopped before the full distance and a result is declared, the classification will reflect the race order at the end of the lap two laps prior to that on which the race was stopped (see 'Suspending and resuming a race'). For example, if a race is stopped on lap 60, the classification will be as it was at the end of lap 58.

Drag Reduction System (DRS) – Use of the Drag Reduction System (DRS) overtaking aid (which alters the angle of the rear wing flap to reduce drag) is strictly controlled. Drivers are free to activate the DRS as they wish within the designated DRS zones during practice and qualifying, but during the race they may only activate it after the first two laps following the race start or a safety car restart, and when they are within one second of the car in front (indicated to him via a dashboard light) at the DRS detection point. The DRS is disabled (resetting the rear wing flap to its original position) the first time the driver uses the brakes after activation. The race director may choose to suspend its use in poor weather conditions or if there are yellow flags in the DRS activation zone.



3. 2016 FIA FORMULA ONE WORLD CHAMPIONSHIP

NEW RULES 2016

SPORTING REGULATIONS – Continued

Driver Changes & Additional Drivers – Teams may use up to four drivers during a season, all of whom may score points in the championship. A driver change may be made with the permission of the stewards any time before the start of qualifying. The new driver must use the engine and tyres allocated to the original driver. On top of this, in each of Friday's two practice sessions teams may run up to two additional drivers, though each team is still limited to two cars. Any holder of a Super License may run as an additional driver, but stewards must be informed of a team's plans before the end of initial scrutineering on the Thursday prior to practice. To obtain a Superlicense drivers must accumulate 40 points over a three-year period, with points allocated based on which motorsport series they have taken part in and what results they achieved. They will also have to be at least 18 years old and have spent two years in junior single-seater categories have a valid road license and pass an exam on the F1 sporting regulations. They also are required to have completed 300 kilometers of testing in a recent F1 car. Drivers who qualify for a Superlicense but are unable to secure an F1 racing seat get a three-year period during which their points remain valid.

Officials – At every Grand Prix there are seven key race officials who monitor and control the activities of the stewards and marshals to ensure the smooth and safe operation of the event in accordance with FIA regulations. Five of the seven officials are nominated by the FIA, while the other two key officials are nominated by the National Sporting Authority (ASN) of the host country.

These are the clerk of the course and an additional steward (who must be a national of the host nation). Both must hold a FIA Super License.

Points – The top ten finishers in each Grand Prix score points towards both the drivers' and the constructors' world championships, according to the following scale:

Position	1 st	2 nd	3 rd	4 th	5 th	6 th	7 th	8 th	9 th	10 th
Points	25	18	15	12	10	8	6	4	2	1

The only exceptions to this is when a race is suspended and cannot be restarted, in which case if less than 75 percent of the race distance has been completed half points are awarded, and if less than two laps have been completed, no points are awarded. The drivers' and constructors' championship titles are awarded to the driver and constructor who score the most points over the course of the season. In the case of a dead heat for a championship place then the driver or constructor with the higher number of superior race results will be awarded the place.



3. 2016 FIA FORMULA ONE WORLD CHAMPIONSHIP

NEW RULES 2016

SPORTING REGULATIONS – Continued

Testing – As the sport's technical demands have grown in recent years, so too has the importance of testing. But with the FIA ever mindful of rising costs, since 2009 teams have been limited to 15,000 test kilometers during a calendar year. Each team is also allowed two promotional events and demonstration events per season. Promotional events do not count towards this 15,000 km limit. Testing can only take place with one car per team at FIA-approved sites and cannot take place outside of Europe without the agreement of a majority of the teams. Ahead of a session, teams must inform the governing body of their schedule so that an observer can be appointed if deemed necessary. All cars must be fitted with FIA-approved Electronic Control Unit and have passed all mandated crash tests. Between 1st February and up to ten days before the first race, teams can take part in two tests of no more than four days. One of these must be set aside for wet-weather tyre testing. Teams can take part in two team tests of no more than two consecutive days at circuits where an event has just taken place and these tests must commence no less than 36 hours after the end of said event. Two days of in-season testing must be allocated to Young Driver Training. A young driver is classified as someone who has competed in two or less Grand Prix's.

The FIA also reserve the right to organize up to six two-day tests on behalf of the official tyre provider for the sole purpose of tyre development.

All teams must observe a factory shutdown of 14 consecutive days in July/August, during this time wind tunnels and CFD facilities must not be used for F1 activities. Wind tunnel testings are heavily restricted in terms of what kind may be done and for how long. Scale models used cannot be larger than 60 percent and speeds are limited to 50 meters per second. Similar restrictions also apply to CFD simulations.



3. 2016 FIA FORMULA ONE WORLD CHAMPIONSHIP

NEW RULES 2016

TECHNICAL ASPECTS

Bodywork and Dimensions: The size and dimensions of Formula One cars are tightly controlled by the regulations. They must be no more than 1,800mm wide. The length, height and shape of the car are effectively governed by other specific parameters. For example, bodywork between the front and rear wheel center lines must not be more than 1400mm wide. In order to prevent tyre damage to other cars, some pieces of bodywork must be at least 10mm thick. No part of the car can be more than 950mm in height. Positioning and size of other bodywork or aerodynamic pieces for example, wings are strictly controlled. With the exception of the rear wing, moveable bodywork is not allowed. Furthermore, any system, device or procedure which uses driver movement as a means of altering the aerodynamic characteristics of the car's bodywork is prohibited. Moveable rear wings allow the driver to control the wing's angle from the cockpit know as Drag Reduction System or DRS. Specific sections of the bodywork such as the front wing must be sufficiently rigid to pass the FIA's stringent deflection tests.

The size of the cars cockpit opening must comply with specifications; these are tested by lowering a template into the cockpit. The driver must be able to get in and out of the cockpit without having to open a door or removing any part of the car other than the steering wheel. The driver must be able to remove the steering wheel and get out of the car within 5 seconds, from his normal seating position, seat belts fastened and wearing his usual driving equipment; he then has a further five seconds to replace the steering wheel. The steering wheel must be fitted with a quick release mechanism. Designed to protect the driver in the event of an accident, the car's survival cell structure must extend at least 300mm beyond the driver's feet, which cannot be forward of the front-wheel center line.

Weight: Cars must weigh at least 702kg (including the driver but not fuel) at all times. Cars are weighed with dry- weather tyres fitted. Teams may use ballast to bring cars up to weight but it must be firmly secured to the cars. Ballast may not be removed or added during a race. Weight applied on the front and rear wheels must not be less than 319kg and 376kg respectively during qualifying. No substance may be added to the car during the race with the exception of compressed gasses. If a part requires replacing during the race the new part must not weigh more than the original.

Brake System: Formula One cars must have one brake system operated through a single brake pedal. However, the system must comprise of two hydraulic circuits - one for the front wheels and one for the rear. Should one circuit fail the other must remain operational. Anti-lock braking systems (ABS) are not allowed - brake pressure must be controlled by the driver's physical input only and not by any other system. The only exception is the electronic rear brake control system to compensate for the extra power being generated under braking by Energy Recovery Systems (ERS). The rear brake control system is allowed provided that the driver brake pedal is connected to a hydraulic master cylinder that generates a pressure source that can be applied to the rear braking circuit if the powered system is disabled.



3. 2016 FIA FORMULA ONE WORLD CHAMPIONSHIP

NEW RULES 2016

TECHNICAL ASPECTS – Continued

Each wheel must have no more than one brake disc of 278mm maximum diameter and 28mm maximum thickness. Each disc must have only one aluminum caliper, with a maximum of six circular pistons, and no more than two brake pads. The size of the air ducts used to cool the brakes is strictly controlled and they must not protrude beyond the wheels. The use of liquid to cool the brakes is forbidden.

Car Construction – The construction of Formula One cars and the materials used are strictly controlled by the regulations to maximize their safety. The main structure of the car comprises a safety cell, which contains the cockpit plus the flexible fuel cell, which is housed immediately behind (but separated from) the driver. This safety cell must meet minimum size requirements and must have an impact absorbing structure immediately in front of it. The design of the car must also include an additional impact absorbing structure at the rear, behind the gearbox, and on the flanks of the car. Both sides of the survival cell feature anti-intrusion panels. Made from Zylon these extend upwards from the bottom of the chassis to the rim of the cockpit and alongside the driver's head. The car must have two roll structures to protect the driver in the event of the car overturning. One must be immediately behind the driver's head, the other at the front of the cockpit, immediately ahead of the steering wheel. The car and its survival cell must pass several strict impact, roll and static load tests before the car is allowed to take to the track.

Electronical – The electrical and software systems of all cars are inspected by the FIA at the start of the season and the teams must notify them in advance of any subsequent changes. All teams must use the same FIA-specification Electronic Control Unit (ECU) for controlling power unit, gearbox, clutch and differential. All software must be registered with the FIA, who check all the programmable systems on the cars prior to each event to ensure that the correct software versions are being used. Electronic systems, which can automatically detect the race start signal, are forbidden. All pit to car radio transmission must be open and accessible to both the FIA and broadcasters. In the event of an accident, each car carries an accident data recorder and is also fitted with a warning light, which is connected to the FIA data logger. The light, which is situated on the top surface of the car, in front of the cockpit, illuminates automatically, thus giving rescue crews an immediate indication of the accident severity. In the cockpit, every car must have a track signal information display (usually integrated into the steering wheel), which informs the driver of circuit conditions via red, blue and yellow lights (corresponding to the colors of the track marshals' flags).



3. 2016 FIA FORMULA ONE WORLD CHAMPIONSHIP

NEW RULES 2016

TECHNICAL ASPECTS– Continued

Engines – The internal combustion engine of a F1 car must be 1.6 liters in capacity and limited to 15,000rpm. The engine must have 6 cylinders in a 90-degree formation with 2 inlets and 2 exhaust valves per cylinder and a single turbocharge. They must also have one single tailpipe for the turbine and either one or two tailpipes for the wastegate. Fuel flow to the engine is limited to 100 kilograms per hour. The use of any device other than the engine and on MGU- K to power the car is not allowed. The overall weight of the power unit must be a minimum of 145kg. The Energy Store must be installed wholly within the survival cell and must weigh between 20kg and 25kg. The crankcase and cylinder block of the engine must be made of cast or wrought aluminum alloys - the use of composite materials is not allowed. The crankshaft and camshafts must be made from an iron-based alloy, pistons from an aluminum alloy and valves from alloys based on iron, nickel, cobalt or titanium. The MGU-H must be solely mechanically linked to the exhaust turbine of the pressure charging system. The MGU-K must be solely and permanently mechanically linked to the powertrain before the main clutch. A maximum of 4MJ per lap can be transferred from the ES to the MGU-K (and then in turn to the drivetrain). A maximum of 2MJ per lap can be transferred from the MGU-K to the ES. An unlimited amount of energy can be transferred between the MGU-H and the ES and/or MGU-K. With the exception of cars starting a race from the pit lane, the MGU-K may only be used during a race start once the car has reached 100km/h. Each power unit manufacturer is allocated 32 development tokens during the course of the season. New power unit manufacturers are allocated 15 tokens in their first year and 32 in their second.

Fuel – Formula One cars run on petrol, the specification is similar to that used in regular road cars. All fuel must comply with strict requirements and prior to each race the teams must supply the FIA with two separate five-liter samples for analysis and approval. Additional samples can then be taken during the event to ensure that there is no discrepancy between the fuel being used and that previously supplied in the samples. Fuel tanks must comprise of a single rubber bladder, which must be made of materials, approved by the FIA and can only be manufactured by certain approved companies. The tank must be situated directly behind the driver and directly ahead of the engine. All fuel line must be self-sealing in the event of an accident and no lines must pass through the cockpit. The fuel tank must also be encased within a crushable structure that forms part of the car's safety cell. Which must withstand high impact loads as specified in the regulations.

Television- Throughout the Grand Prix weekend all cars must be fitted with at least five housings for cameras, which are used to provide on-board TV footage. The positions of the housings are specified in the regulations and the one mounted on top of the air box immediately behind the driver's head must always contain a camera. All cars must be fitted with two timing transponders supplied by the officially appointed timekeepers. These transponders allow the timekeepers to record every lap time of every car throughout the weekend.



3. 2016 FIA FORMULA ONE WORLD CHAMPIONSHIP

FORMULA ONE REGULATIONS – RACE FLAGS

FLAG	MEANING
Black – with orange disc and driver's number	Warns driver of apparent mechanical failure
Half Black, Half White – with driver's number	Warns of unsporting behavior. May be followed by a black flag.
Black – with driver's number	Driver must pit stop and report to clerk of the course
Black & White – checkered flag	End of race
Blue – waved	A faster car is behind, trying to overtake (overlap).
Green	Previously warned hazard is now cleared, proceed at race speed.
Red	Race stopped.
White	A slow vehicle is on the circuit.
Yellow – one	Danger ahead, proceed at reduced speed and with caution.
Yellow – two	Great danger ahead, be prepared to stop. Overtaking prohibited.



3.1 2016 FIA FORMULA ONE WORLD CHAMPIONSHIP — STATISTICS

DRIVER STANDING

Driver	Australia	Bahrain	China	Russia	Spain	Monaco	Canada	Baku	Austria	England	Hungary	Germany	Belgium	Italy	Singapore	Malaysia	Japan	TOTAL
Nico Rosberg	25	25	25	25	0	6	10	25	12	15	18	12	25	25	25	15	25	313
Lewis Hamilton	18	15	6	18	0	25	25	10	25	25	25	25	15	18	15	0	15	280
Daniel Ricciardo	12	12	12	0	12	18	6	6	10	12	15	18	18	10	18	25	8	212
Kimi Räikkönen	0	18	10	15	18	0	8	12	15	10	8	8	2	12	12	12	10	170
Max Verstappen	1	8	4	0	25	0	12	4	18	18	10	15	0	6	8	18	18	165
Sebastian Vettel	15	0	18	0	15	12	18	18	0	2	12	10	8	15	10	0	12	165
Valtteri Bottas	4	2	1	12	10	0	15	8	2	0	2	2	4	8	0	10	1	81
Sergio Perez	0	0	0	2	6	15	1	15	0	8	0	1	10	4	4	8	6	80
Nico Hulkenberg	6	0	0	0	0	8	4	2	0	6	1	6	12	1	0	4	4	54
Felipe Massa	10	4	8	10	4	1	0	1	0	0	0	0	1	2	0	0	2	43
Fernando Alonso	0	0	0	8	0	10	0	0	0	0	6	0	6	0	6	6	0	42
Carlos Sainz Jr	2	0	2	0	8	4	2	0	4	4	4	0	0	0	0	0	0	30
Romain Grosjean	0	10	0	4	0	0	0	0	6	0	0	0	0	0	0	0	0	28
Daniil Kvyat	0	6	15	0	1	0	0	0	0	1	0	0	0	0	2	0	0	25
Jenson Button	0	0	0	1	2	2	0	0	8	0	0	4	0	0	0	2	0	19
Kevin Magnussen	0	0	0	6	0	0	0	0	0	0	0	0	0	0	1	0	0	7
Jolyon Palmer	0	0	0	0	0	0	0	0	0	0	0	0	0	0	0	1	0	1
Pascal Wehrlein	0	0	0	0	0	0	0	0	1	0	0	0	0	0	0	0	0	1
Stoffel Vandoorne	0	1	0	0	0	0	0	0	0	0	0	0	0	0	0	0	0	1
Esteban Gutierrez	0	0	0	0	0	0	0	0	0	0	0	0	0	0	0	0	0	0
Marcus Ericsson	0	0	0	0	0	0	0	0	0	0	0	0	0	0	0	0	0	0
Felipe Nasr	0	0	0	0	0	0	0	0	0	0	0	0	0	0	0	0	0	0
Rio Haryanto	0	0	0	0	0	0	0	0	0	0	0	0	0	0	0	0	0	0
Esteban Ocon	0	0	0	0	0	0	0	0	0	0	0	0	0	0	0	0	0	0



3.1 2016 FIA FORMULA ONE WORLD CHAMPIONSHIP — STATISTICS

TEAM STANDING

Team	Australia	Bahrain	China	Russia	Spain	Monaco	Canada	Baku	Austria	England	Hungary	Germany	Belgium	Italy	Singapore	Malaysia	Japan	TOTAL
Mercedes AMG Petronas F1 Team	43	40	31	43	0	31	35	35	37	40	43	37	40	43	40	15	40	593
Red Bull Racing	12	18	27	0	37	18	18	10	28	30	25	33	18	16	26	43	26	385
Scuderia Ferrari	15	18	28	15	33	12	26	30	15	12	20	18	10	27	22	12	22	335
Sahara Force India F1 Team	6	0	0	2	6	23	5	17	0	14	1	7	22	5	4	12	10	134
Williams Martini Racing	14	6	9	22	14	1	15	9	2	0	2	2	5	10	0	10	3	124
McLaren Honda	0	1	0	9	2	12	0	0	8	0	6	4	6	0	6	8	0	62
Scuderia Toro Rosso	3	8	6	0	9	4	2	0	4	5	4	0	0	0	2	0	0	47
Haas F1 Team	8	10	0	4	0	0	0	0	6	0	0	0	0	0	0	0	0	28
Renault Sport F1 Team	0	0	0	6	0	0	0	0	0	0	0	0	0	0	1	1	0	8
Manor Racing MRT	0	0	0	0	0	0	0	0	1	0	0	0	0	0	0	0	0	1
Sauber F1 Team	0	0	0	0	0	0	0	0	0	0	0	0	0	0	0	0	0	0



3.1 2016 FIA FORMULA ONE WORLD CHAMPIONSHIP — STATISTICS

POLE POSITION / WINNER / FASTEST LAP

Grand Prix	Pole Position	Winner	Fastest Lap
Australia	Lewis Hamilton	Nico Rosberg	Daniel Ricciardo
Bahrain	Lewis Hamilton	Nico Rosberg	Nico Rosberg
China	Nico Rosberg	Nico Rosberg	Nico Hulkenberg
Russia	Nico Rosberg	Nico Rosberg	Nico Rosberg
Spain	Lewis Hamilton	Max Verstappen	Daniil Kvyat
Monaco	Daniel Ricciardo	Lewis Hamilton	Lewis Hamilton
Canada	Lewis Hamilton	Lewis Hamilton	Nico Rosberg
Europe	Nico Rosberg	Nico Rosberg	Nico Rosberg
Austria	Lewis Hamilton	Lewis Hamilton	Lewis Hamilton
Great Britain	Lewis Hamilton	Lewis Hamilton	Nico Rosberg
Hungary	Nico Rosberg	Lewis Hamilton	Kimi Räikkönen
Germany	Nico Rosberg	Lewis Hamilton	Daniel Ricciardo
Belgium	Nico Rosberg	Nico Rosberg	Lewis Hamilton
Italy	Lewis Hamilton	Nico Rosberg	Fernando Alonso
Singapore	Nico Rosberg	Nico Rosberg	Daniel Ricciardo
Malaysia	Lewis Hamilton	Daniel Ricciardo	Nico Rosberg
Japan	Nico Rosberg	Nico Rosberg	Sebastian Vettel



3.1 2016 FIA FORMULA ONE WORLD CHAMPIONSHIP — STATISTICS

DRIVERS AT A GLANCE

Driver	Debut	GP Entered	Poles	Podium	Wins	Titles	Total Points
Lewis Hamilton	2007	184	57	100	49	3	2147
Nico Rosberg	2006	202	30	53	23	0	1522.5
Sebastian Vettel	2007	175	46	85	42	4	2061
Kimi Räikkönen	2001	249	16	84	20	1	1344
Felipe Massa	2002	248	16	41	11	0	1114
Valtteri Bottas	2013	74	0	9	0	0	407
Daniel Ricciardo	2011	105	1	16	4	0	572
Daniil Kvyat	2014	55	0	2	0	0	128
Nico Hulkenberg	2010	113	1	0	0	0	344
Sergio Perez	2011	113	0	7	0	0	346
Max Verstappen	2015	36	0	6	1	0	214
Carlos Sainz Jr	2015	36	0	0	0	0	48
Marcus Ericsson	2014	52	0	0	0	0	9
Felipe Nasr	2015	36	0	0	0	0	27
Fernando Alonso	2001	270	22	97	32	2	1820
Jenson Button	2000	304	8	50	15	1	1233
Romain Grosjean	2009	100	0	10	0	0	315
Esteban Gutierrez	2015	55	0	0	0	0	6
Pascal Wehrlein	2016	17	0	0	0	0	1
Esteban Ocon	2016	10	0	0	0	0	2
Rio Haryanto	2016	12	0	0	0	0	0
Kevin Magnussen	2014	37	0	1	0	0	62
Joylon Palmer	2016	17	0	0	0	0	1
Stoffel Vandoorne	2016	7	1	2	1	0	1



3.1 2016 FIA FORMULA ONE WORLD CHAMPIONSHIP — STATISTICS

TEAMS AT A GLANCE

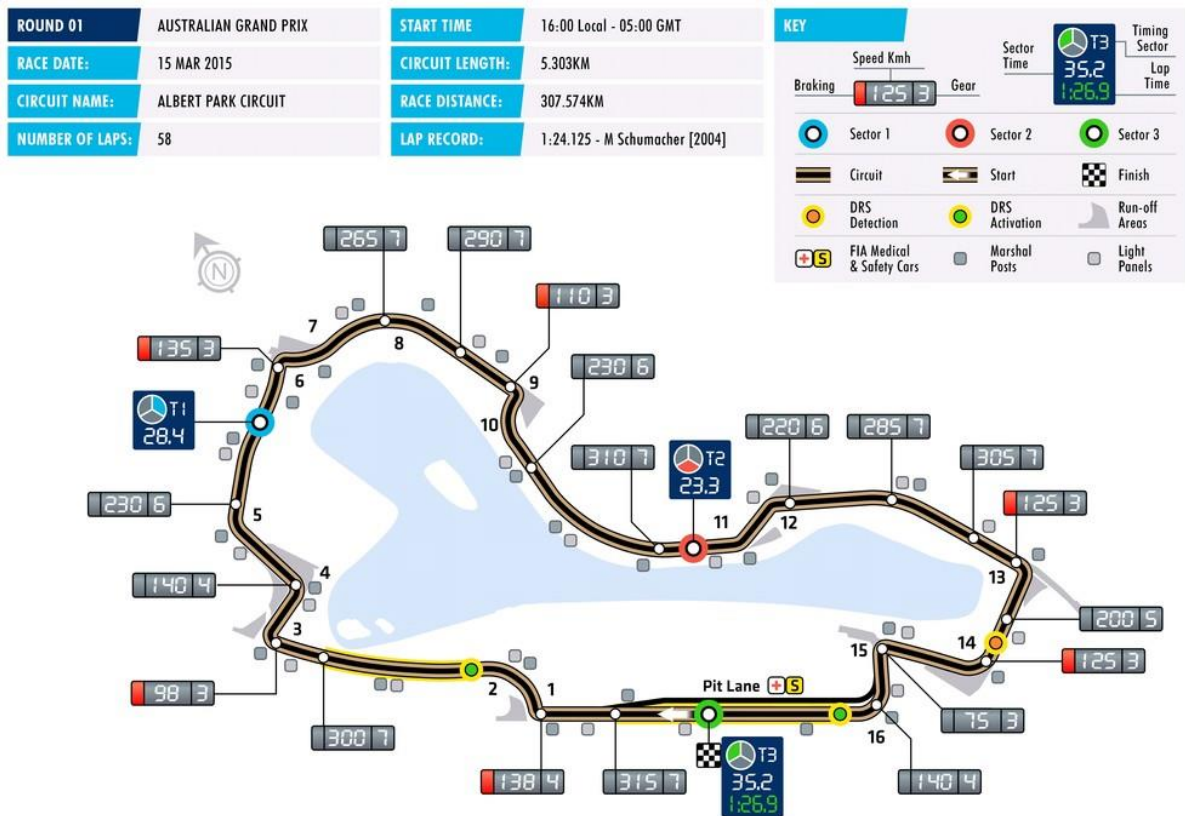
Team	F1 Titles	Debut	Wins	Poles	Fastest Laps	Total Points (2016)
Mercedes AMG Petronas F1 Team	2	1954	60	61	38	593
Scuderia Ferrari	16	1950	225	201	234	335
Red Bull Racing	4	1997	52	58	50	385
Williams Martini Racing	9	1978	114	128	133	124
Sahara Force India F1 Team	0	1991	0	1	4	134
Scuderia Toro Rosso	0	1985	1	1	1	47
McLaren Honda	8	1966	182	155	154	62
Haas F1 Team	0	2016	0	0	0	28
Renault Sport F1 Team	2	1986	35	51	13	8
Sauber F1 Team	0	1993	1	1	5	0
Manor Racing MRT	0	2010	0	0	0	1



3.2 CIRCUIT CHARACTERISTICS & RESULTS

2016 FORMULA ONE ROLEX AUSTRALIAN GRAND PRIX MELBOURNE

Date	18-20 March	Race distance	307.574 km
Circuit length	5.303 km	Number of laps	58



Melbourne's Albert Park remains one of the most popular circuits with fans on the F1 calendar, offering a combination of long straights, sweeping curves and tight chicanes make it a welcome challenge for the drivers. The Australian Grand Prix is this season's first round of the Formula 1 Championship, having held this distinction each year since the event moved to Melbourne in 1996, excluding 2006 and 2010.



2016 FORMULA ONE ROLEX AUSTRALIAN GRAND PRIX

RESULTS

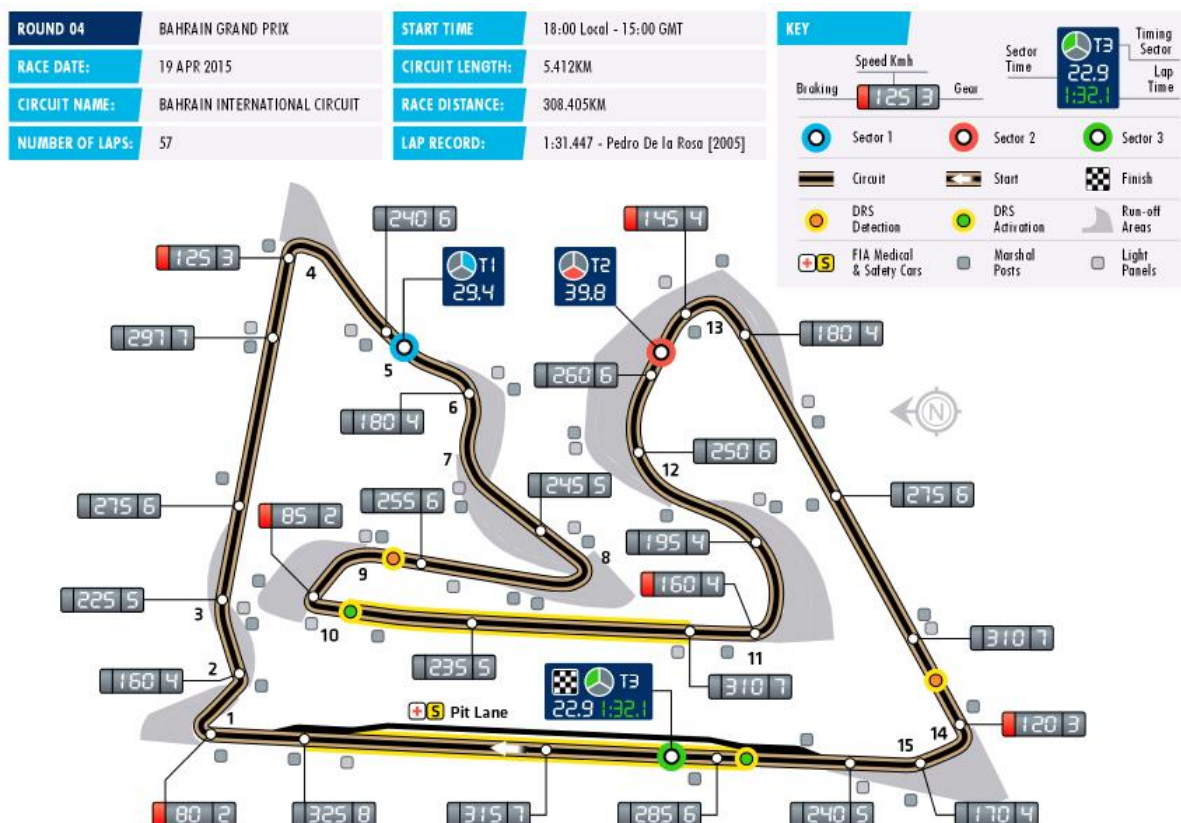
Pos	Driver	Team	Time / Retired	Grid
1	Nico Rosberg	Mercedes AMG Petronas F1 Team	1:48:15.565	2
2	Lewis Hamilton	Mercedes AMG Petronas F1 Team	+8.060s	1
3	Sebastian Vettel	Scuderia Ferrari	+9.643s	3
4	Daniel Ricciardo	Red Bull Racing	+24.330s	8
5	Felipe Massa	Williams Martini Racing	+58.979s	6
6	Romain Grosjean	Haas F1 Team	+72.081s	19
7	Nico Hulkenberg	Sahara Force India F1 Team	+74.199s	10
8	Valtteri Bottas	Williams Martini Racing	+75.153s	11
9	Carlos Sainz	Scuderia Toro Rosso	+75.680s	7
10	Max Verstappen	Scuderia Toro Rosso	+76.833s	5
11	Jolyon Palmer	Renault Sport F1 Team	+83.399s	14
12	Kevin Magnussen	Renault Sport F1 Team	+85.606s	15
13	Sergio Perez	Sahara Force India F1 Team	+91.699s	9
14	Jenson Button	McLaren Honda F1 Team	+ 1 Lap	13
15	Felipe Nasr	Sauber F1 Team	+ 1 Lap	17
16	Pascal Wehrlein	Manor Racing MRT	+1 Lap	22
NC	Marcus Ericsson	Sauber F1 Team	DNF	16
NC	Kimi Raikkonen	Scuderia Ferrari	DNF	4
NC	Rio Haryanto	Manor Racing MRT	DNF	21
NC	Esteban Gutierrez	Haas F1 Team	DNF	20
NC	Fernando Alonso	McLaren Honda F1 Team	DNF	12
NC	Daniil Kvyat	Red Bull Racing	DNS	18

Pole Position	Lewis Hamilton	1:23.837s
Fastest Lap	Daniel Ricciardo	1:28.997s



2016 FORMULA ONE GOLF AIR SAHARA GRAND PRIX

Date	01-03 April	Race distance	308.238 km
Circuit length	5.412 km	Number of laps	57



The Bahrain International Circuit has quickly become a popular host for world-class motor sport. Professional facilities and experienced staff has paved the way for numerous international race series to utilise the circuit, including: Formula 3, GP2, GP2 Asia, the FIA GT Championship, V8 Supercar Series, and the BMW World Final. It is also still the only desert race on the F1 calendar.



2016 FORMULA ONE GULF AIR SAUDI ARABIA GRAND PRIX

RESULTS

Pos	Driver	Team	Time / Retired	Grid
1	Nico Rosberg	Mercedes AMG Petronas F1 Team	1:33:34.696	2
2	Kimi Raikkonen	Scuderia Ferrari	+10.282s	4
3	Lewis Hamilton	Mercedes AMG petronas F1 Team	+30.148s	1
4	Daniel Ricciardo	Red Bull Racing	+62.494s	5
5	Romain Grosjean	Haas F1 Team	+78.299s	9
6	Max Verstappen	Scuderia Toro Rosso	+80.929s	10
7	Daniil Kyvat	Red Bull Racing	+ 1 lap	15
8	Felipe Massa	Williams Martini Racing	+ 1 lap	7
9	Valtteri Bottas	Williams Martini Racing	+ 1 lap	6
10	Stoffel Vandoorne	McLaren Honda F1 Team	+ 1 lap	12
11	Kevin Magnussen	Renault Sport F1 Team	+ 1 lap	19
12	Marcus Ericsson	Sauber F1 Team	+ 1 lap	17
13	Pascal Wehrlein	Manor Racing MRT	+ 1 lap	16
14	Felipe Nasr	Sauber F1 Team	+ 1 lap	22
15	Nico Hulkenberg	Sahara Force India F1 Team	+ 1 lap	8
16	Sergio Perez	Sahara Force India F1 Team	+ 1 lap	18
17	Rio Haryanto	Manor Racing MRT	+ 1 lap	21
NC	Carlos Sainz	Scuderia Toro Rosso	DNF	11
NC	Esteban Guierrez	Haas F1 Team	DNF	13
NC	Jenson Button	McLaren Honda F1 Team	DNF	14
NC	Sebastian Vettel	Scuderia Ferrari	DNS	3
NC	Jolyon Palmer	Renault Sport F1 Team	DNS	20

Pole Position

Lewis Hamilton

1:29.493s

Fastest Lap

Nico Rosberg

1:34.482s



2016 FORMULA 1 PIRELLI CHINESE GRAND PRIX SHANGHAI

Date	15-17 April	Race distance	305.066 km
Circuit length	5.451 km	Number of laps	56



The Shanghai International Circuit boasts various winding turns and high-speed straights, demanding a great deal of acceleration and deceleration, while providing numerous overtaking opportunities. The circuit is contracted to host F1 racing through 2017.



2016 FORMULA 1 PIRELLI CHINESE GRAND PRIX

RESULTS

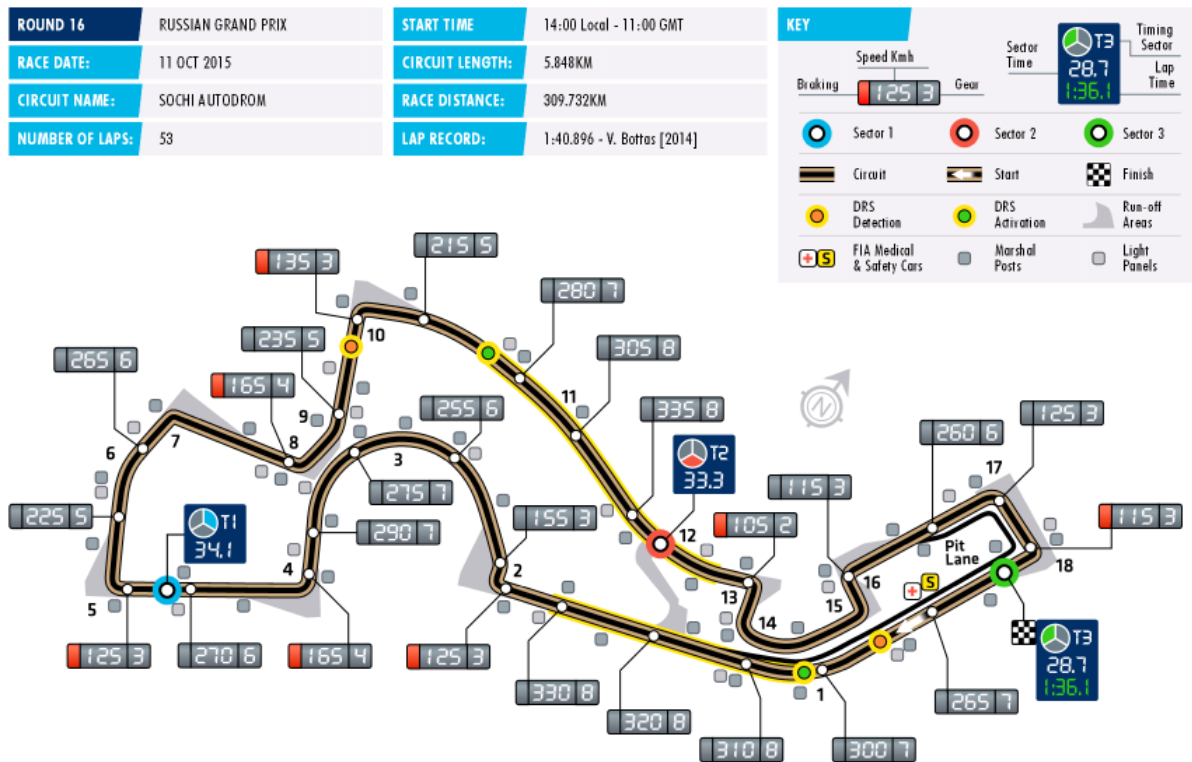
Pos	Driver	Team	Time / Retired	Grid
1	Nico Rosberg	Mercedes AMG Petronas F1 Team	1:38:53.891	1
2	Sebastian Vettel	Scuderia Ferrari	+37.776s	4
3	Daniil Kvyat	Red Bull Racing	+45.936s	6
4	Daniel Ricciardo	Red Bull Racing	+52.688s	2
5	Kimi Raikkonen	Scuderia Ferrari	+65.872s	3
6	Felipe Massa	Williams Martini Racing	+75.511s	11
7	Lewis Hamilton	Mercedes AMG Petronas F1 Team	+78.230s	22
8	Max Verstappen	Scuderia Toro Rosso	+79.268s	9
9	Carlos Sainz	Scuderia Toro Rosso	+84.127s	8
10	Valtteri Bottas	Williams Martini Racing	+86.192s	5
11	Sergio Perez	Sahara Force India F1 Team	+94.283s	7
12	Fernando Alonso	McLaren Honda F1 Team	+97.253s	12
13	Jenson Button	McLaren Honda F1 Team	+101.990s	13
14	Esteban Gutierrez	Haas F1 Team	+1 lap	18
15	Nico Hulkenberg	Sahara Force India F1 Team	+1 lap	10
16	Marcus Ericsson	Sauber F1 Team	+1 lap	15
17	Kevin Magnussen	Renault Sport F1 Team	+1 lap	27
18	Pascal Wehrlein	Manor Racing MRT	+1 lap	21
19	Romain Grosjean	Haas F1 Team	+1 lap	14
20	Felipe Nasr	Sauber F1 Team	+1 lap	16
21	Rio Haryanto	Manor Racing MRT	+1 lap	20
22	Jolyon Palmer	Renault Sport F1 Team	+1 lap	19

Pole Position	Nico Rosberg	1:35.402s
Fastest Lap	Nico Rosberg	1:39.824s



2016 FORMULA ONE RUSSIAN GRAND PRIX SOCHI

Date	29 Apr – 01 Mai	Race distance	310.209 km
Circuit length	5.854 km	Number of laps	53



Sochi Autodrom circuit is located in the Black Sea resort of the same name. Sochi is the first purpose-built Formula One facility in Russia and hosted the country's inaugural Grand Prix in October 2014, in the same year that the city also staged the Winter Olympics.



2016 FORMULA ONE RUSSIAN GRAND PRIX

RESULTS

Pos	Driver	Team	Time / retired	Grid
1	Nico Rosberg	Mercedes AMG Petronas F1 Team	1:32:41.997	1
2	Lewis Hamilton	Mercedes AMG Petronas F1 Team	+25.022s	10
3	Kimi Raikkonen	Scuderia Ferrari	+31.998s	4
4	Valtteri Bottas	Williams Martini Racing	+50.217s	3
5	Felipe Massa	Williams Martini Racing	+74.427s	5
6	Fernando Alonso	McLaren Honda F1 Team	+1 lap	14
7	Kevin Magnussen	Renault Sport F1 Team	+1 lap	17
8	Romain Grosjean	Haas F1 Team	+1 lap	15
9	Sergio Perez	Sahara Force India F1 Team	+1 lap	7
10	Jenson Button	McLaren Honda F1 Team	+1 lap	12
11	Daniel Ricciardo	Red Bull Racing	+1 lap	6
12	Carlos Sainz	Scuderia Toro Rosso	+1 lap	11
13	Jolyon Palmer	Renault Sport F1 Team	+1 lap	18
14	Marcus Ericsson	Sauber F1 Team	+1 lap	22
15	Daniil Kvyat	Red Bull Racing	+1 lap	8
16	Felipe Nasr	Sauber F1 Team	+1 lap	19
17	Esteban Gutierrez	Haas F1 Team	+1 lap	16
18	Pascal Wehrlein	Manor Racing MRT	+1 lap	20
NC	Max Verstappen	Scuderia Toro Rosso	DNF	9
NC	Sebastian Vettel	Scuderia Ferrari	DNF	2
NC	Nico Hulkenberg	Sahara Force India F1 Team	DNF	13
NC	Rio Haryanto	Manor Racing MRT	DNF	21

Pole Position

Nico Rosberg

1:35.417s

Fastest Lap

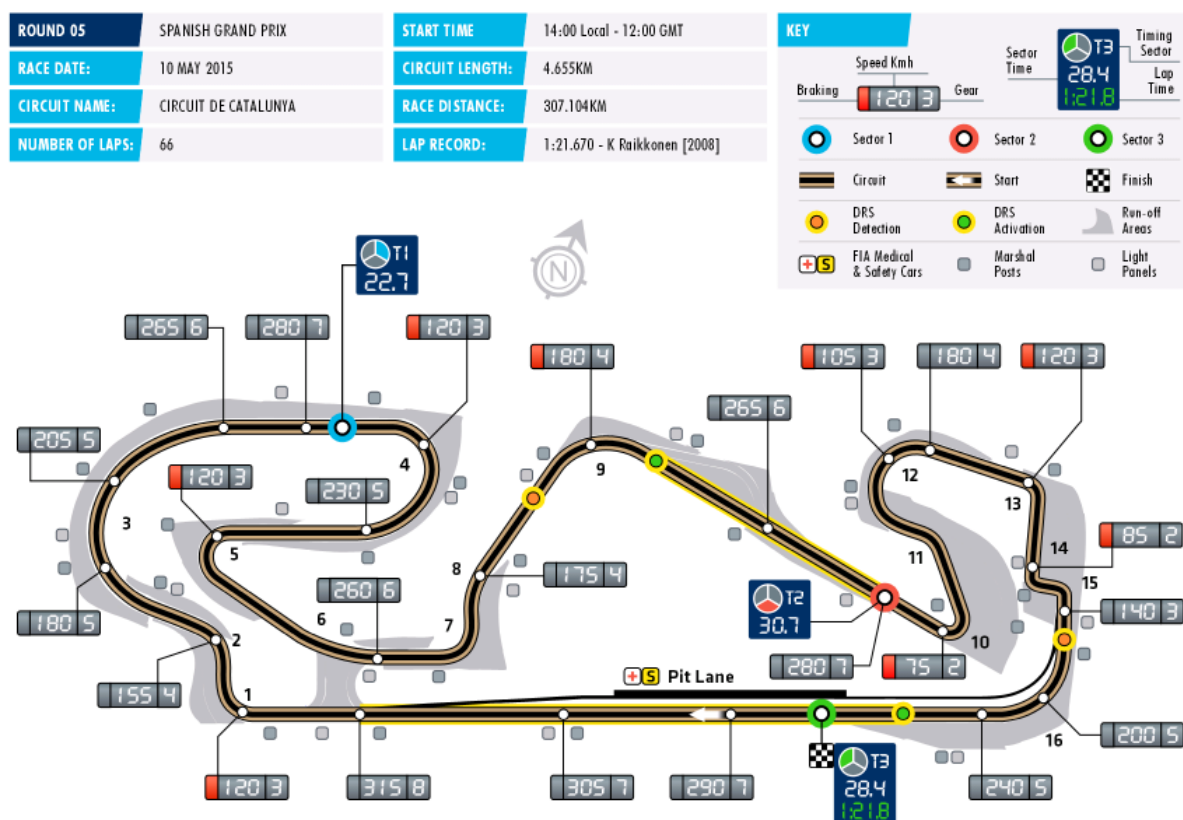
Nico Rosberg

1:39.094s



2016 FORMULA ONE GRAND PRIX PREMIO DE ESPANA PIRELLI CATALUNYA

Date	13 – 15 Mai	Race distance	307.104 km
Circuit length	4.655 km	Number of laps	66



The Circuit de Catalunya was built in 1989 through the efforts of a Consortium composed of the Catalan Government, the Reial Automòbil Club de Catalunya (RACC) and the Montmeló Town Council. In September 1991, the 35th Spanish F1 Grand Prix was held following a seventeen-year of absence in Catalonia. Today, the circuit is a familiar site for teams and drivers as the track is used for extensive offseason testing.



2016 FORMULA ONE GRAND PRIX PREMIO PIRELLI DE ESPANA

Results

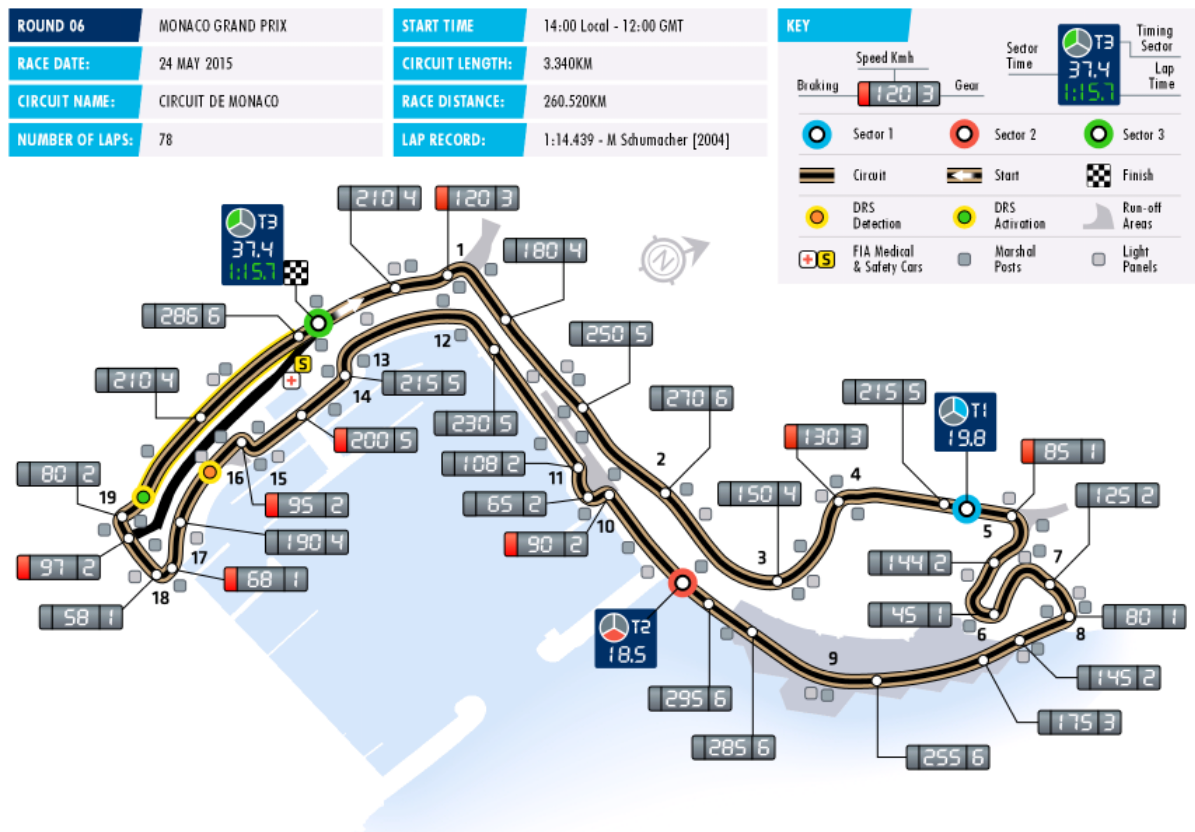
Pos	Driver	Team	Time / retired	Grid
1	Max Verstappen	Scuderia Toro Rosso	1:41:40.017	4
2	Kimi Raikkonen	Scuderia Ferrari	+0.616s	5
3	Sebastian Vettel	Scuderia Ferrari	+5.581s	6
4	Daniel Ricciardo	Red Bull Racing	+43.950s	3
5	Valtteri Bottas	Williams Martini Racing	+45.271	7
6	Carlos Sainz	Scuderia Toro Rosso	+61.395	8
7	Sergio Perez	Sahara Force India F1 Team	+79.538s	9
8	Felipe Massa	Williams Martini Racing	+80.707s	18
9	Jenson Button	McLaren Honda F1 Team	+1 lap	12
10	Daniil Kvyat	Red Bull Racing	+1 lap	13
11	Esteban Gutierrez	Haas F1 Team	+1 lap	16
12	Marcus Ericsson	Sauber F1 Team	+1 lap	19
13	Jolyon Palmer	Renault Sport F1 Team	+1 lap	17
14	Felipe Nasr	Sauber F1 Team	+1 lap	20
15	Kevin Magnussen	Renault Sport F1 Team	+1 lap	15
16	Pascal Wehrlein	Manor Racing MRT	+1 lap	21
17	Rio Haryanto	Manor Racing MRT	+1 lap	22
NC	Romain Grosjean	Haas F1 Team	DNF	14
NC	Fernando Alonso	McLaren Honda F1 Team	DNF	10
NC	Nico Hulkenberg	Sahara Force India F1 Team	DNF	11
NC	Lewis Hamilton	Mercedes AMG Petronas F1 Team	DNF	1
NC	Nico Rosberg	Mercedes AMG Petronas F1 Team	DNF	2

Pole Position	Lewis Hamilton	1:22.000s
Fastest Lap	Daniil Kvyat	1:26.948s



2016 FORMULA ONE GRAND PRIX DE MONACO MONTE CARLO

Date	26 – 29 Mai	Race distance	206.520 km
Circuit length	3.340 km	Number of laps	78



Monaco remains one of the most prestigious auto races in the world, long recognized for its entertainment and celebrity presence. Motorsports most famous street circuit takes six weeks to build up and organize, offering drivers with the challenge of negotiating numerous elevation shifts and very tight corners, including one of the slowest corners in F1 racing as well as one of the fastest. Due to its unique configuration, change in speeds and lack of straights, keeping the engine cool is a point of focus for the teams, as Formula One cars depend on air moving over the car to remove heat and don't use formal cooling technology.



2016 FORMULA ONE GRAND PRIX DE MONACO

RESULTS

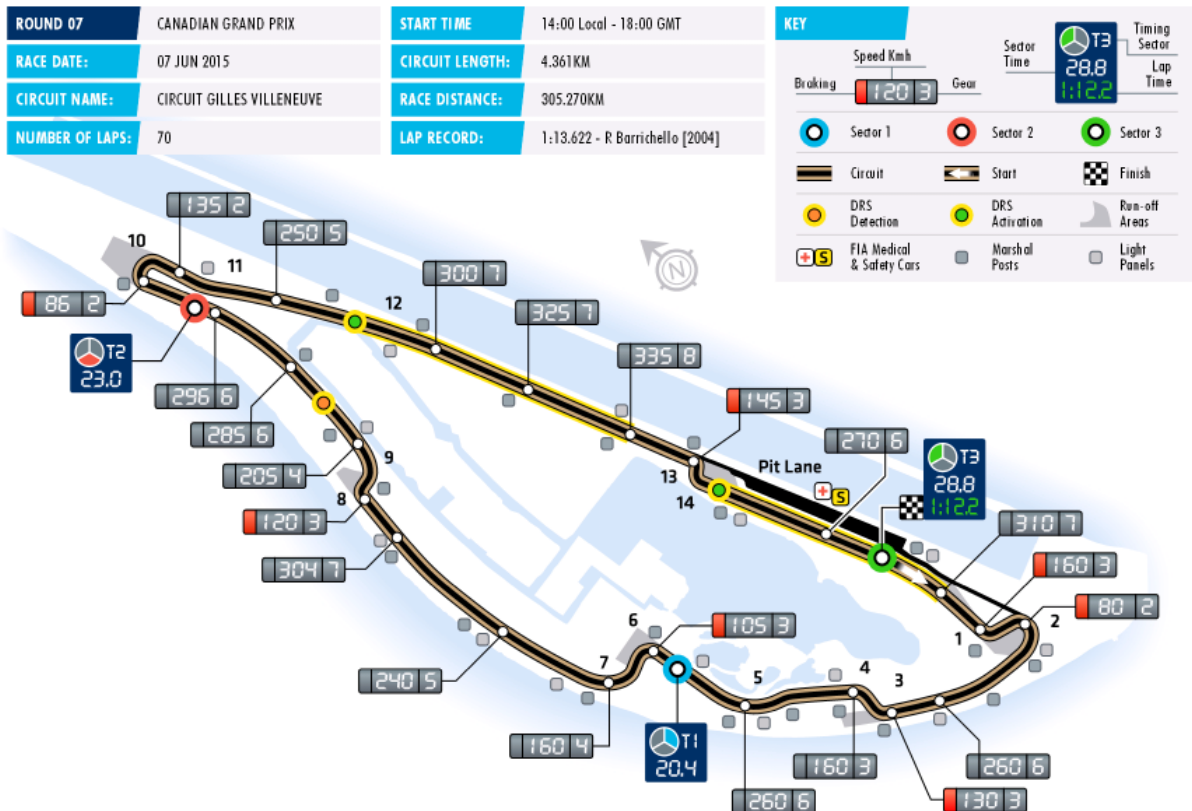
Pos	Driver	Team	Time/ retired	Grid
1	Lewis Hamilton	Mercedes AMG Petronas F1 Team	1:59:29.133	3
2	Daniel Ricciardo	Red Bull Racing	+7.252s	1
3	Sergio Perez	Sahara Force India F1 Team	+13.825s	8
4	Sebastian Vettel	Scuderia Ferrari	+15.846s	4
5	Fernando Alonso	McLaren Honda F1 Team	+85.076s	10
6	Nico Hulkenberg	Sahara Force India F1 Team	+92.999s	5
7	Nico Rosberg	Mercedes AMG Petronas F1 Team	+93.290s	2
8	Carlos Sainz	Scuderia Toro Rosso	+1 lap	7
9	Jenson Button	McLaren Honda F1 Team	+1 lap	13
10	Felipe Massa	Williams Martini Racing	+1 lap	14
11	Esteban Gutierrez	Haas F1 Team	+1 lap	12
12	Valtteri Bottas	Williams Martini Racing	+1 lap	11
13	Romain Grosjean	Haas F1 Team	+2 laps	15
14	Pascal Wehrlein	Manor Racing MRT	+2 laps	20
15	Rio Haryanto	Manor Racing MRT	+4 laps	19
NC	Marcus Ericsson	Sauber F1 Team	DNF	17
NC	Felipe Nasr	Sauber F1 Team	DNF	22
NC	Max Verstappen	Scuderia Toro Rosso	DNF	21
NC	Kevin Magnussen	Renault Sport F1 Team	DNF	16
NC	Daniil Kvyat	Red Bull Racing	DNF	9
NC	Kimi Raikkonen	Scuderia Ferrari	DNF	6
NC	Jolyon Palmer	Renault Sport F1 Team	DNF	18

Pole Position	Daniel Ricciardo	1:13.622s
Fastest Lap	Lewis Hamilton	1:17.939s



2016 FORMULA ONE GRAND PRIX DU CANADA MONTREAL

Date	10 – 12 June	Race distance	305.270 km
Circuit length	4.361 km	Number of laps	70



The circuit, on Ile Notre Dame, a man-made island on the St. Lawrence River, was renamed for Canadian Formula One driver Gilles Villeneuve, following his death in 1982. 2006 saw the last occasion when US-based Champ Car and F1 ran on the same track. Formula One's performance proved significantly better with a 5-to-7 second advantage both in terms of qualifying and recording of fastest lap times during the respective races. The Canadian Grand Prix continues to be tremendously popular with both teams and drivers, owing to its festive atmosphere.



2016 FORMULA ONE GRAND PRIX DU CANADA

RESULTS

Pos	Driver	Team	Time / retired	Grid
1	Lewis Hamilton	Mercedes AMG Petronas F1 Team	1:31:05.296	1
2	Sebastian Vettel	Scuderia Ferrari	+5.011s	3
3	Valtteri Bottas	Williams Martini Racing	+46.422s	7
4	Max Verstappen	Scuderia Toro Rosso	+53.010s	5
5	Nico Rosberg	Mercedes AMG Petronas F1 Team	+62.093s	2
6	Kimi Raikkonen	Scuderia Ferrari	+63.017s	6
7	Daniel Ricciardo	Red Bull Racing	+63.017s	4
8	Nico Hulkenberg	Sahara Force India F1 Team	+1 lap	9
9	Carlos Sainz	Scuderia Toro Rosso	+1 lap	16
10	Sergio Perez	Sahara Force India F1 Team	+1 lap	11
11	Fernando Alonso	McLaren Honda F1 Team	+1 lap	10
12	Daniil Kvyat	Red Bull Racing	+1 lap	13
13	Esteban Gutierrez	Haas F1 Team	+2 laps	14
14	Romain Grosjean	Haas F1 Team	+2 laps	15
15	Marcus Ericsson	Sauber F1 Team	+2 laps	19
16	Kevin Magnussen	Renault Sport F1 Team	+2 laps	22
17	Pascal Wehrlein	Manor Racing MRT	+2 laps	18
18	Felipe Nasr	Sauber F1 Team	+2 laps	20
19	Rio Haryanto	Manor Racing MRT	+2 laps	21
NC	Felipe Massa	Williams Martini Racing	DNF	8
NC	Jolyon Palmer	Renault Sport F1 Team	DNF	17
NC	Jenson Button	McLaren Honda F1 Team	DNF	12

Pole Position

Lewis Hamilton

1:12.812s

Fastest Lap

Nico Rosberg

1:15.599s



2016 FORMULA ONE GRAND PRIX OF EUROPE BAKU

Date	17 – 19 June	Race distance	306.051 km
Circuit length	6.001 km	Number of laps	51



The six kilometer, anti-clockwise layout of Baku City Circuit was designed by circuit architect Hermann Tilke. The circuit will start adjacent to Azadliq Square, looping around Government House before heading west. From turn 8, the circuit will enter a narrow uphill section before circling the Old City. A downhill section following the Old City leads to the 2.2km final stretch along Neftchilar Avenue, passing the historic Maiden Tower, on the way back to the start/finish line.



2016 FORMULA ONE GRAND PRIX OF EUROPE

RESULTS

Pos	Driver	Team	Time / retired	Grid
1	Nico Rosberg	Mercedes AMG Petronas F1 Team	1:32:52.366	1
2	Sebastian Vettel	Scuderia Ferrari	+16.696s	3
3	Sergio Perez	Sahara Force India F1 Team	+25.241s	7
4	Kimi Raikkonen	Scuderia Ferrari	+33.102s	4
5	Lewis Hamilton	Mercedes AMG Petronas F1 Team	+56.335s	10
6	Valtteri Bottas	Williams Martini Racing	+60.886s	8
7	Daniel Ricciardo	Red Bull Racing	+69.229s	2
8	Max Verstappen	Scuderia Toro Rosso	+70.696s	9
9	Nico Hulkenberg	Sahara Force India F1 Team	+77.708	12
10	Felipe Massa	Williams Martini Racing	+85.375s	5
11	Jenson Button	McLaren Honda F1 Team	+104.817s	19
12	Felipe Nasr	Sauber F1 Team	+1 lap	15
13	Romain Grosjean	Haas F1 Team	+1 lap	11
14	Kevin Magnussen	Renault Sport F1 Team	+1 lap	
15	Jolyon Palmer	Renault Sport F1 Team	+1 lap	21
16	Esteban Gutierrez	Haas F1 Team	+1 lap	14
17	Marcus Ericsson	Sauber F1 Team	+1 lap	20
18	Rio Haryanto	Manor Racing MRT	+2 laps	16
NC	Fernando Alonso	McLaren Honda F1 Team	DNF	13
NC	Pascal Wehrlein	Manor Racing MRT	DNF	17
NC	Carlos Sainz	Scuderia Toro Rosso	DNF	18
NC	Daniil Kvyat	Red Bull Racing	DNF	6

Pole Position

Nico Rosberg

1:42.758s

Fastest Lap

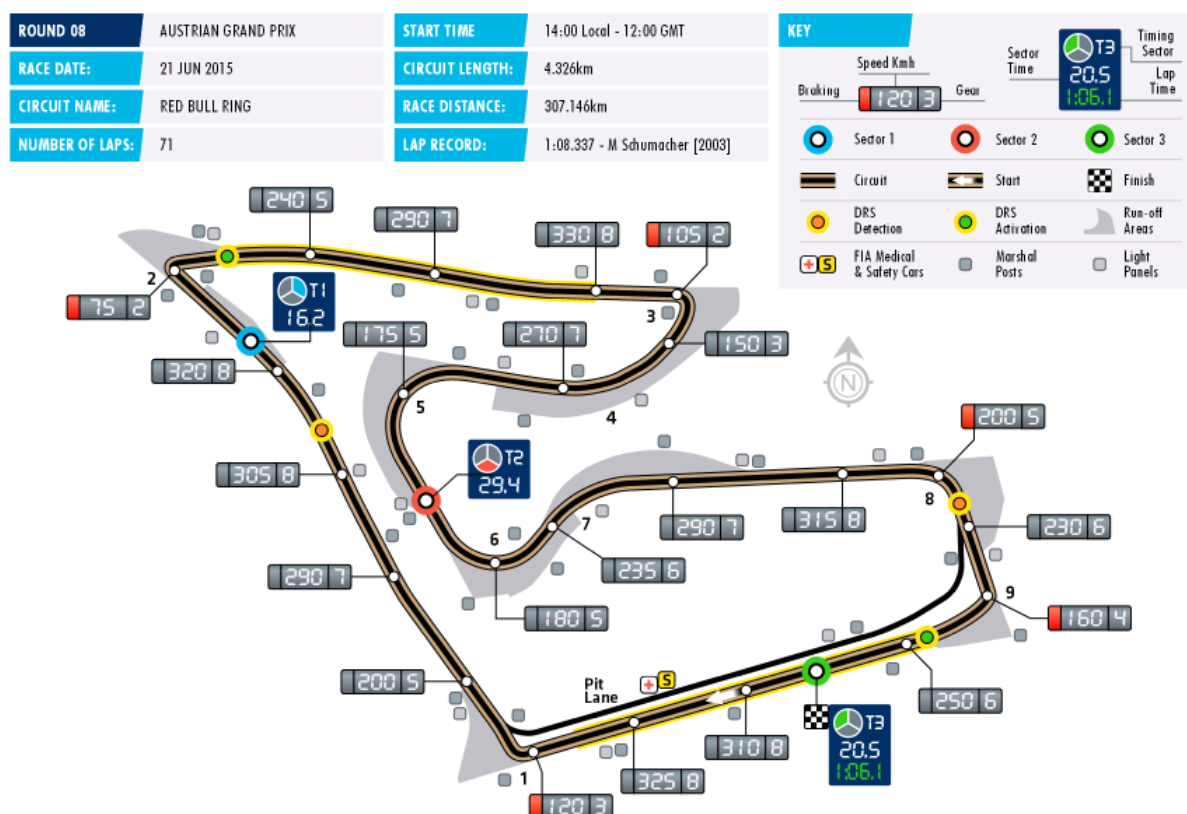
Nico Rosberg

1:46.485s



2016 FORMULA ONE GROSSER PREIS VON ÖSTERREICH SPIELBERG

Date	01 – 03 July	Race distance	307.020 km
Circuit length	4.326 km	Number of laps	71



2014 saw a triumphant return for the Austrian Grand Prix at the Red Bull Ring in the town of Spielberg, which previously hosted the Austrian Grand Prix in 2003, when the circuit was known as the A1-Ring.



2016 FORMULA ONE GROSSER PREIS VON ÖSTERREICH

RESULTS

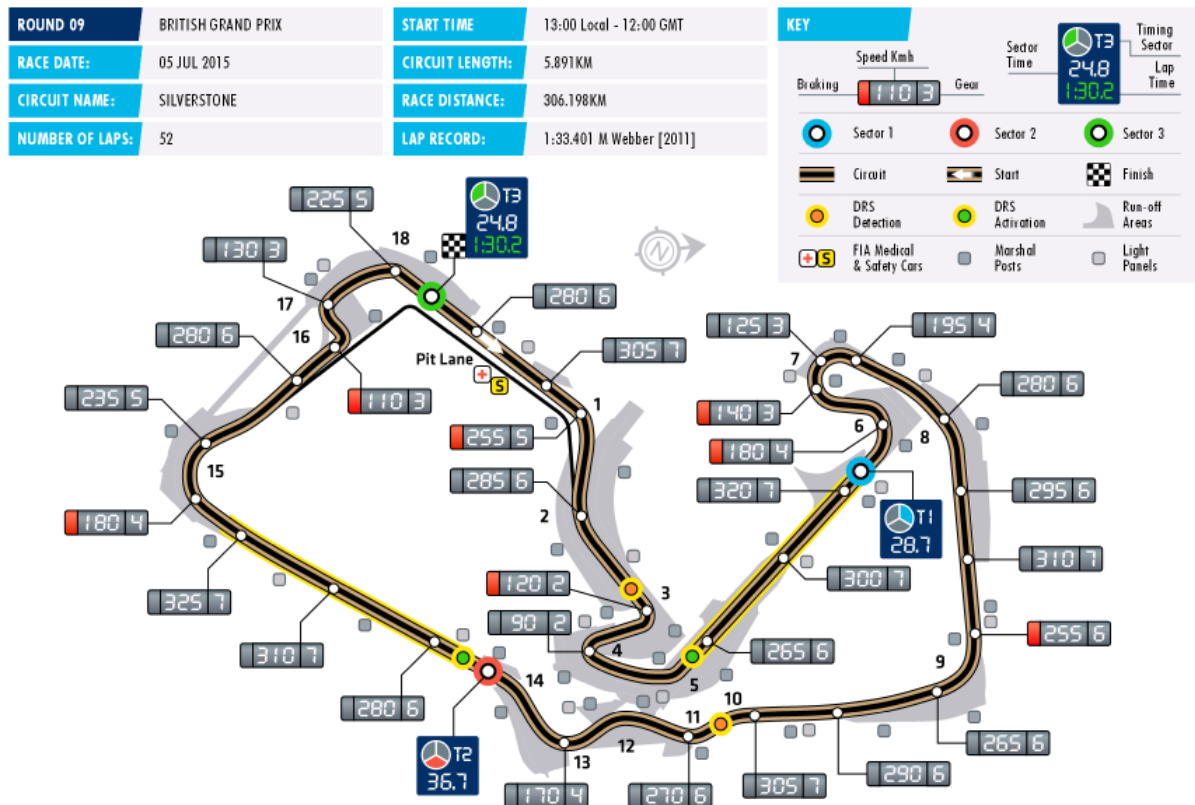
Pos	Driver	Team	Time / retired	Grid
1	Lewis Hamilton	Mercedes AMG Petronas F1 Team	1:27:38.107	1
2	Max Verstappen	Scuderia Toro Rosso	+5.719s	8
3	Kimi Raikkonen	Scuderia Ferrari	+6.024s	4
4	Nico Rosberg	Mercedes AMG Petronas F1 Team	+26.710s	6
5	Daniel Ricciardo	Red Bull Racing	+30.981s	5
6	Jenson Button	McLaren Honda F1 Team	+37.706	3
7	Romain Grosjean	Haas F1 Team	+44.400S	13
8	Carlos Sainz	Scuderia Toro Rosso	+47.400S	15
9	Valtteri Bottas	Williams Martini Racing	+1 lap	7
10	Pascal Wehrlein	Manor Racing MRT	+1 lap	12
11	Esteban Gutierrez	Haas F1 Team	+1 lap	11
12	Jolyon Palmer	Renault Sport F1 Team	+1 lap	19
13	Felipe Nasr	Sauber F1 Team	+1 lap	21
14	Kevin Magnussen	Renault Sport F1 Team	+1 lap	17
15	Marcus Ericsson	Sauber F1 Team	+1 lap	18
16	Rio Haryanto	Manor Racing MRT	+1 lap	20
17	Sergio Perez	Sahara Force India F1 Team	DNF	16
18	Fernando Alonso	McLaren Honda F1 Team	DNF	14
19	Nico Hulkenberg	Sahara Force India F1 Team	DNF	2
20	Felipe Massa	Williams Martini Racing	DNF	10
NC	Sebastian Vettel	Scuderia Ferrari	DNF	9
NC	Daniil Kvyat	Red Bull Racing	DNF	

Pole Position	Lewis Hamilton	1:07.922s
Fastest Lap	Lewis Hamilton	1:08.411s



2016 FORMULA ONE BRITISH GRAND PRIX SILVERSTONE

Date	08 – 10 July	Race distance	306.198 km
Circuit length	5.891 km	Number of laps	52



Silverstone continues to be a top draw for fans of Formula 1, offering a rich tradition of racing, a fast and challenging track, as well as the constant prospect of weather playing a critical role in race day strategy. Contracted to host F1 through 2027, Silverstone offers motorsport fans a wealth of viewing options staging events through the year, including British F3, Le Mans Series, and MotoGP, among others. The circuit has undergone major modifications and rebuilds, primarily in 1991 and most recently in 2010.



2016 FORMULA ONE BRITISH GRAND PRIX

RESULTS

Pos	Driver	Team	Time / retired	Grid
1	Lewis Hamilton	Mercedes AMG Petronas F1 Team	1:34:55.831	1
2	Max Verstappen	Scuderia Toro Rosso	+32.50s	3
3	Nico Rosberg	Mercedes AMG Petronas F1 Team	+16.911s	2
4	Daniel Ricciardo	Red Bull Racing	+26.211s	4
5	Kimi Raikkonen	Scuderia Ferrari	+69.743s	5
6	Sergio Perez	Sahara Force India F1 Team	+76.941s	10
7	Nico Hulkenberg	Sahara Force India F1 Team	+77.712s	8
8	Carlos Sainz	Scuderia Toro Rosso	+85.858s	7
9	Sebastian Vettel	Scuderia Ferrari	+91.654s	11
10	Daniil Kvyat	Red Bull Racing	+92.600s	15
11	Felipe Massa	Williams Martini Racing	+1 lap	12
12	Jenson Button	McLaren Honda F1 Team	+1 lap	17
13	Fernando Alonso	McLaren Honda F1 Team	+1 lap	9
14	Valtteri Bottas	Williams Martini Racing	+1 lap	6
15	Felipe Nasr	Sauber F1 Team	+1 lap	21
16	Esteban Gutierrez	Haas F1 Team	+1 lap	14
17	Kevin Magnussen	Renault Sport F1 Team	DNF	16
NC	Jolyon Palmer	Renault Sport F1 Team	DNF	18
NC	Rio Haryanto	Manor Racing MRT	DNF	19
NC	Romain Grosjean	Haas F1 Team	DNF	13
NC	Marcus Ericsson	Sauber F1 Team	DNF	
NC	Pascal Wehrlein	Manor Racing MRT	DNF	20

Pole Position

Lewis Hamilton

1:29.243s

Fastest Lap

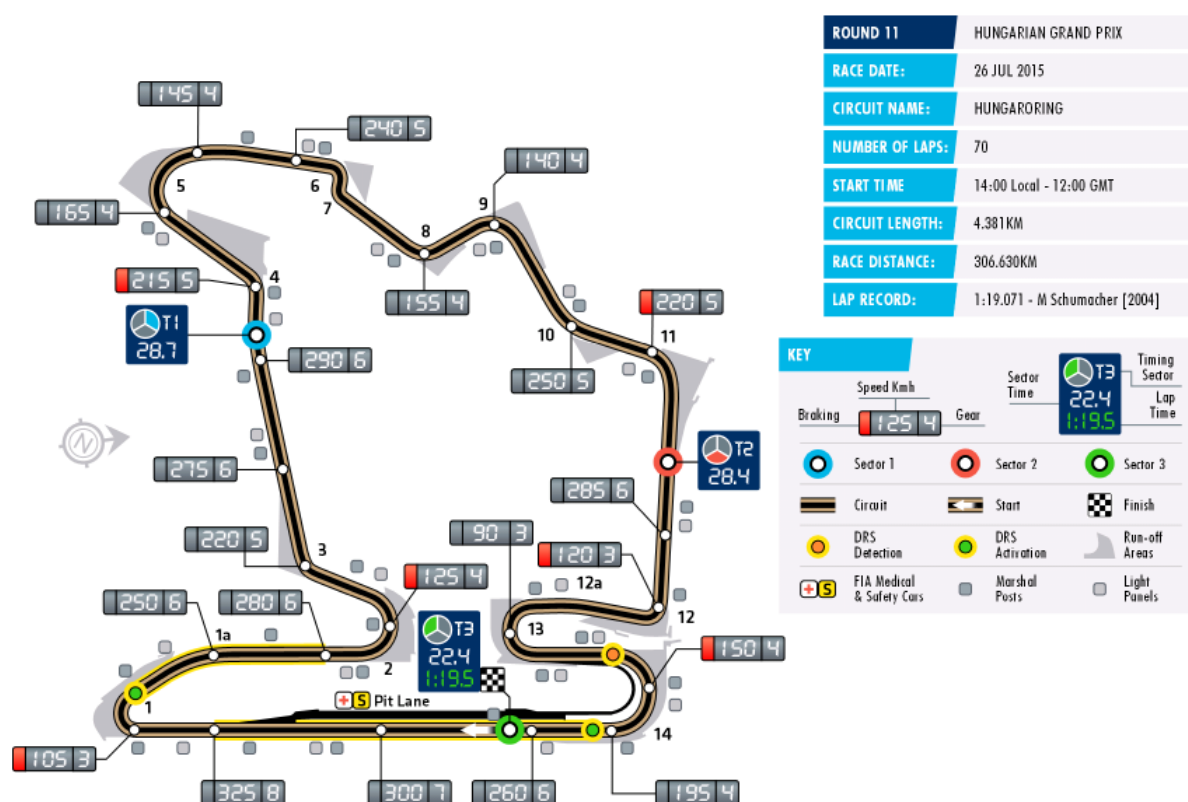
Nico Rosberg

1:35.548s



2016 FORMULA ONE MAGYAR NAGYDIJ BUDAPEST

Date	24 – 26 July	Race distance	306.630 km
Circuit length	4.381 km	Number of laps	70



Home of the first Grand Prix to have been held behind the "Iron Curtain", The Hungaroring was built in record time and remains today a major attraction in Hungary. Held in the summer, the circuit is built in a valley allowing excellent vantage points for spectators. Popular with foreign fans from Germany, Austria and Poland, the Grand Prix is under contract through to 2016.



2016 FORMULA ONE MAGYAR NAGYDIJ

RESULTS

Pos	Driver	Team	Time / retired	Grid
1	Lewis Hamilton	Mercedes AMG Petronas F1 Team	1:40:30.115	2
2	Nico Rosberg	Mercedes AMG Petronas F1 Team	+1.977s	1
3	Daniel Ricciardo	Red Bull Racing	+27.539s	3
4	Sebastian Vettel	Scuderia Ferrari	+28.213s	5
5	Max Verstappen	Scuderia Toro Rosso	+48.659s	4
6	Kimi Raikkonen	Scuderia Ferrari	+49.044s	14
7	Fernando Alonso	McLaren Honda F1 Team	+1 lap	7
8	Carlos Sainz	Scuderia Toro Rosso	+1 lap	6
9	Valtteri Bottas	Williams Martini Racing	+1 lap	10
10	Nico Hulkenberg	Sahara Force India F1 Team	+1 lap	9
11	Sergio Perez	Sahara Force India F1 Team	+1 lap	13
12	Jolyon Palmer	Renault Sport F1 Team	+ 1 lap	17
13	Esteban Gutierrez	Haas F1 Team	+1 lap	15
14	Romain Grosjean	Haas F1 Team	+1 lap	11
15	Kevin Magnussen	Renault Sport F1 Team	+1lap	19
16	Daniil Kvyat	Red Bull Racing	+1 lap	12
17	Felipe Nasr	Sauber F1 Team	+1 lap	16
18	Felipe Massa	Williams Martini Racing	+2 laps	18
19	Pascal Wehrlein	Manor Racing MRT	+2 laps	20
20	Marcus Ericsson	Sauber F1 Team	+2 laps	
21	Rio Haryanto	Manor Racing MRT	+2 laps	21
NC	Jenson Button	McLaren Honda F1 Team	DNF	8

Pole Position

Nico Rosberg

1:19.965s

Fastest Lap

Kimi Räikkönen

1:23.086s

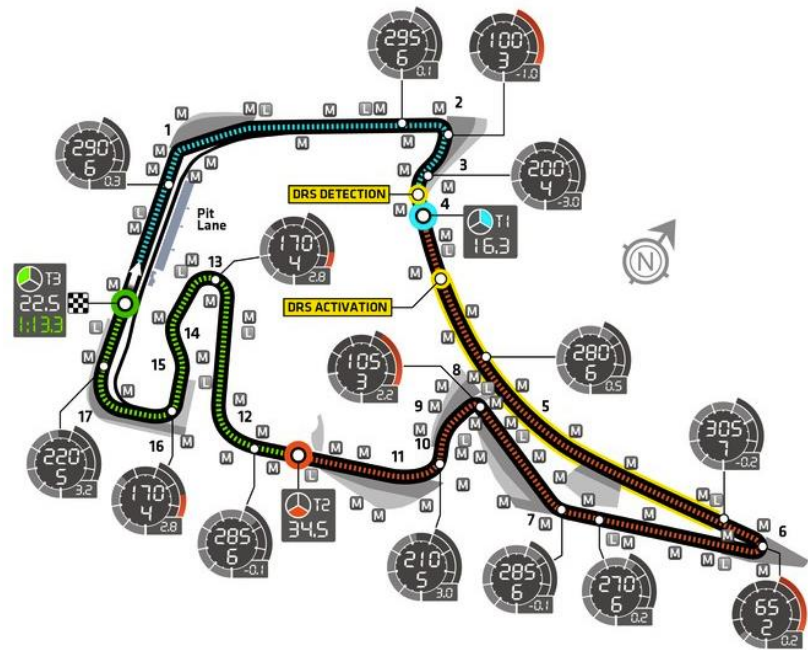
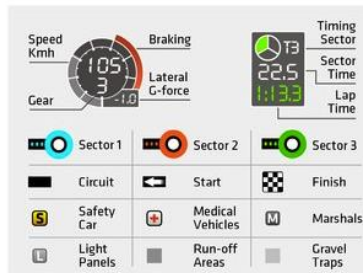


2016 FORMULA 1 GROSSER PREIS VON DEUTSCHLAND HOCKENHEIM

Date	29 – 31 July	Race distance	306.458 km
Circuit length	4.574 km	Number of laps	67

German GP

ROUND 10
RACE DATE: 20 JUL 2014
CIRCUIT NAME: HOCKENHEIMRING
NUMBER OF LAPS: 67
START TIME: 14:00 Local - 12:00 GMT
CIRCUIT LENGTH: 4.574KM
RACE DISTANCE: 306.458KM
LAP RECORD: 1:13.780 - K Raikkonen [2004]



The Hockenheim Circuit hosted the German Grand Prix since 1970 when the F1 drivers decided to boycott the usual host circuit the Nürburgring, unless major modifications were implemented. From 1977 to 2006, the Hockenheimring hosted the German Grand Prix with the lone exception being 1985. Since 2007, the Circuit alternates as a host of the German Grand Prix with the reconfigured Nürburgring. The Hockenheimring has a contract to host one more Formula 1 race in 2018.



2016 FORMULA ONE GROSSER PREIS VON DEUTSCHLAND

RESULTS

Pos	Driver	Team	Time / retired	Grid
1	Lewis Hamilton	Mercedes AMG Petronas F1 Team	1:30:4.200	2
2	Daniel Ricciardo	Red Bull Racing	+6.996s	3
3	Max Verstappen	Scuderia Toro Rosso	+13.413s	4
4	Nico Rosberg	Mercedes AMG Petronas F1 Team	+15.845s	1
5	Sebastian Vettel	Scuderia Ferrari	+32.570s	6
6	Kimi Raikkonen	Scuderia Ferrari	+37.023s	5
7	Nico Hulkenberg	Sahara Force India F1 Team	+70.049s	8
8	Jenson Button	McLaren Honda F1 Team	+1 lap	12
9	Valtteri Bottas	Williams Martini Racing	+1 lap	7
10	Sergio Perez	Sahara Force India F1 Team	+1 lap	9
11	Esteban Gutierrez	Haas F1 Team	+1 lap	11
12	Fernando Alonso	McLaren Honda F1 Team	+ 1 lap	13
13	Romain Grosjean	Haas F1 Team	+1 lap	20
14	Carlos Sainz Jr.	Scuderia Toro Rosso	+1 lap	15
15	Daniil Kvyat	Red Bull Racing	+1lap	18
16	Kevin Magnussen	Renault Sport F1 Team	+1 lap	16
17	Pascal Wehrlein	Manor Racing MRT	+2 laps	17
18	Marcus Ericsson	Sauber F1 Team	+2 laps	22
19	Jolyon Palmer	Renault Sport F1 Team	+2 laps	14
20	Rio Haryanto	Manor Racing MRT	+2 laps	19
21	Esteban Ocon	Manor Racing MRT	DNF	21
NC	Felipe Massa	Williams Martini Racing	DNF	10

Pole Position

Nico Rosberg

1:14.363s

Fastest Lap

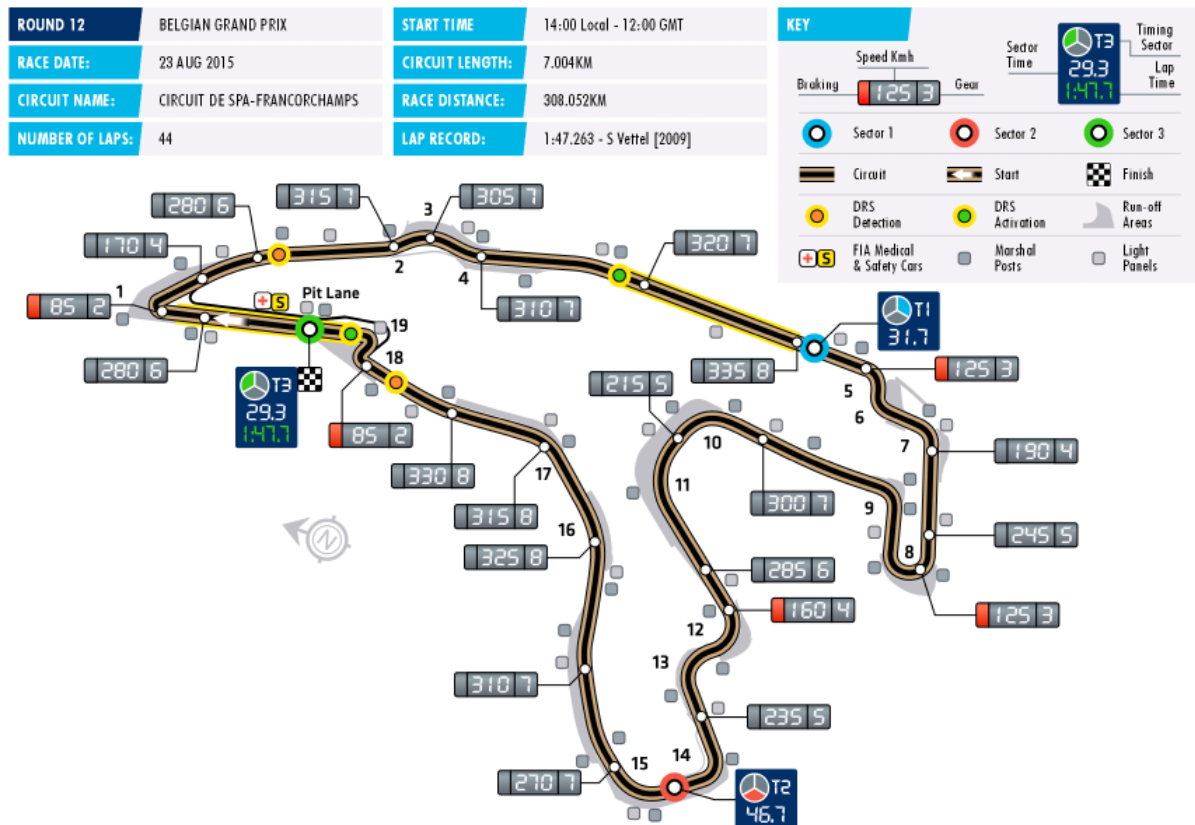
Daniel Ricciardo

1:18.442s



2016 FORMULA ONE BELGIAN GRAND PRIX SPA

Date	26 – 28 August	Race distance	308.052 km
Circuit length	7.004 km	Number of laps	44



The Circuit de Spa-Francorchamps is legendary among race enthusiasts for its long-standing history and unique setting. It is considered one of the most challenging tracks in the world, mainly due to its fast, hilly and twisty layout within the Ardennes Forest. The circuit tests driver skills especially when trying to negotiate the Eau Rouge and Blanchimont corners. Designed originally in 1920, Spa-Francorchamps also plays host to a range of other race series including the Spa 24 Hours endurance race.



2016 FORMULA ONE BELGIAN GRAND PRIX

RESULTS

Pos	Driver	Team	Time / retired	Grid
1	Nico Rosberg	Mercedes AMG Petronas F1 Team	1:44:51.058	1
2	Daniel Ricciardo	Red Bull Racing	+14.113s	5
3	Lewis Hamilton	Mercedes AMG Petronas F1 Team	+27.634s	21
4	Nico Hulkenberg	Sahara Force India F1 Team	+35.907s	7
5	Sergio Perez	Sahara Force India F1 Team	+40.660s	6
6	Sebastian Vettel	Scuderia Ferrari	+45.394s	4
7	Fernando Alonso	McLaren Honda F1 Team	+59.445s	22
8	Valtteri Bottas	Williams Martini Racing	+1:00.151s	8
9	Kimi Raikkonen	Scuderia Ferrari	+1:01.109s	3
10	Felipe Massa	Williams Martini Racing	+1:05.873s	10
11	Max Verstappen	Scuderia Toro Rosso	+1:11.138s	2
12	Esteban Gutierrez	Haas F1 Team	+1:13.877s	18
13	Romain Grosjean	Haas F1 Team	+1:16.474s	11
14	Daniil Kvyat	Red Bull Racing	+1:27.097s	19
15	Jolyon Palmer	Renault Sport F1 Team	+1:33.165s	13
16	Esteban Ocon	Manor Racing MRT	+1 lap	17
17	Felipe Nasr	Sauber F1 Team	+1 lap	16
NC	Kevin Magnussen	Renault Sport F1 Team	DNF	12
NC	Marcus Ericsson	Sauber F1 Team	DNF	20
NC	Carlos Sainz Jr.	Scuderia Toro Rosso	DNF	14
NC	Jenson Button	McLaren Honda F1 Team	DNF	9
NC	Pascal Wehrlein	Manor Racing MRT	DNF	15

Pole Position

Nico Rosberg

1:46.744s

Fastest Lap

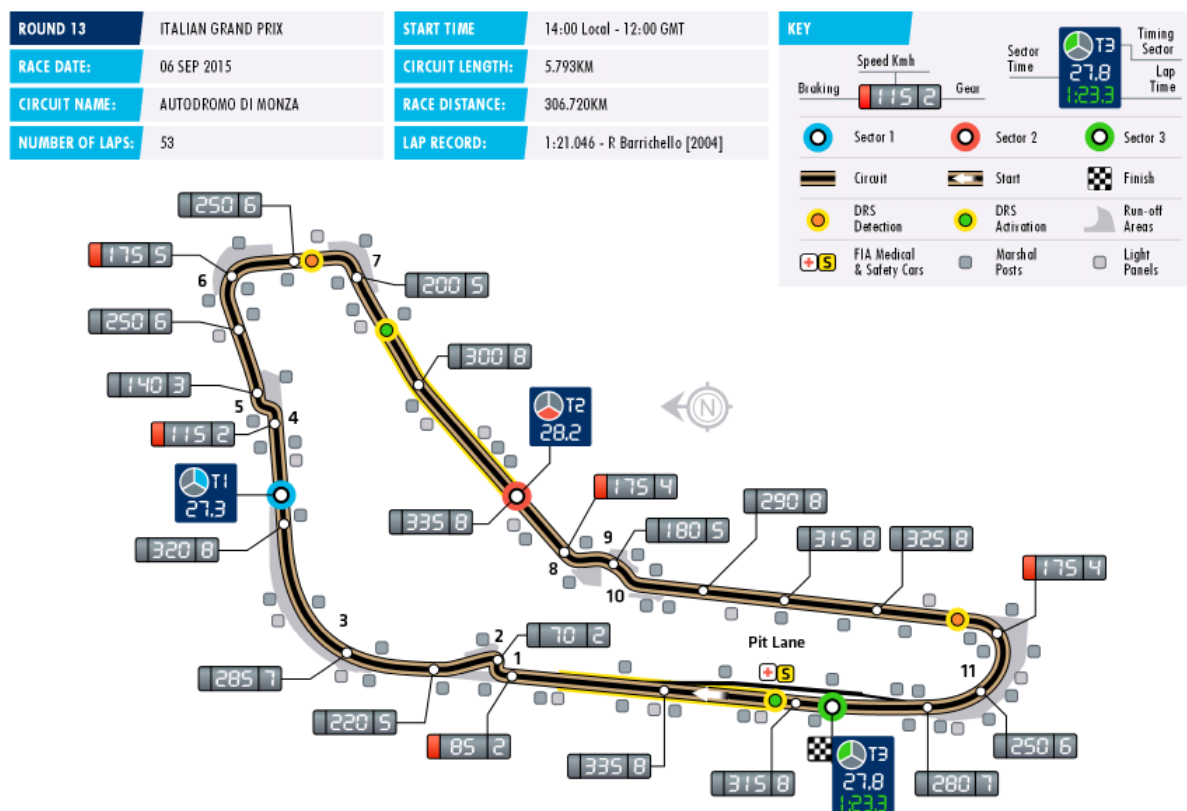
Lewis Hamilton

1:51.583s



2016 FORMULA ONE GRAND PREMIO D'ITALIA MONZA

Date	02 – 04 September	Race distance	306.720 km
Circuit length	5.793 km	Number of laps	53



Monza has hosted the Italian Grand Prix since the inception of F1. A singular atmosphere with a dedicated following among the Italian “Tifosi”, Monza boasts some of the sport's most famous turns, including Curva di Lesmo, and the Curva Parabolica, providing high speed thrills for both drivers and spectators.



2016 FORMULA ONE GRAND PREMIO D'ITALIA

RESULTS

Pos	Driver	Team	Time / retired	Grid
1	Nico Rosberg	Mercedes AMG Petronas F1 Team	1:17:28.089	2
2	Lewis Hamilton	Mercedes AMG Petronas F1 Team	+15.070s	1
3	Sebastian Vettel	Scuderia Ferrari	+20.990s	3
4	Kimi Raikkonen	Scuderia Ferrari	+27.561s	4
5	Daniel Ricciardo	Red Bull Racing	+45.295s	6
6	Valtteri Bottas	Williams Martini Racing	+51.015s	5
7	Max Verstappen	Red Bull Racing	+54.236s	7
8	Sergio Perez	Sahara Force India F1 Team	+1:04.954s	8
9	Felipe Massa	Williams Martini Racing	+1:05.617s	11
10	Nico Hulkenberg	Sahara Force India F1 Team	+1:18.656s	9
11	Romain Grosjean	Haas F1 Team	+1 lap	17
12	Jenson Button	McLaren Honda F1 Team	+1 lap	14
13	Esteban Gutierrez	Haas F1 Team	+1 lap	10
14	Fernando Alonso	McLaren Honda F1 Team	+1 lap	12
15	Carlos Sainz Jr.	Scuderia Toro Rosso	+1lap	15
16	Marcus Ericsson	Sauber F1 Team	+1 lap	19
17	Kevin Magnussen	Renault Sport F1 Team	+1 lap	21
18	Esteban Ocon	Manor Racing MRT	+2 laps	22
NC	Daniil Kyvat	Scuderia Toro Rosso	DNF	16
NC	Pascal Wehrlein	Manor Racing MRT	DNF	13
NC	Jolyon Palmer	Renault Sport F1 Team	DNF	20
NC	Felipe Nasr	Sauber F1 Team	DNF	18

Pole Position	Lewis Hamilton	1:21.135s
Fastest Lap	Fernando Alonso	1:25.340s



2016 FORMULA ONE SINGAPORE AIRLINES SINGAPORE GRAND PRIX SINGAPORE

Date	16 – 18 September	Race distance	308.828 km
Circuit length	5.065 km	Number of laps	61



The Marina Bay Street Circuit plays host to the Singapore Grand Prix, Formula One's first ever night race. Given its city setting, the circuit is popular with fans and teams for its easy access, allowing many of the drivers and engineers to simply walk from their hotels to the circuit. Drivers must negotiate tight racing lines, adjust to driving at night under a vast and sophisticated lighting system, and ensure their fitness to deal with the high levels of humidity.



2016 FORMULA ONE SINGAPORE AIRLINES SINGAPORE GRAND PRIX

RESULTS

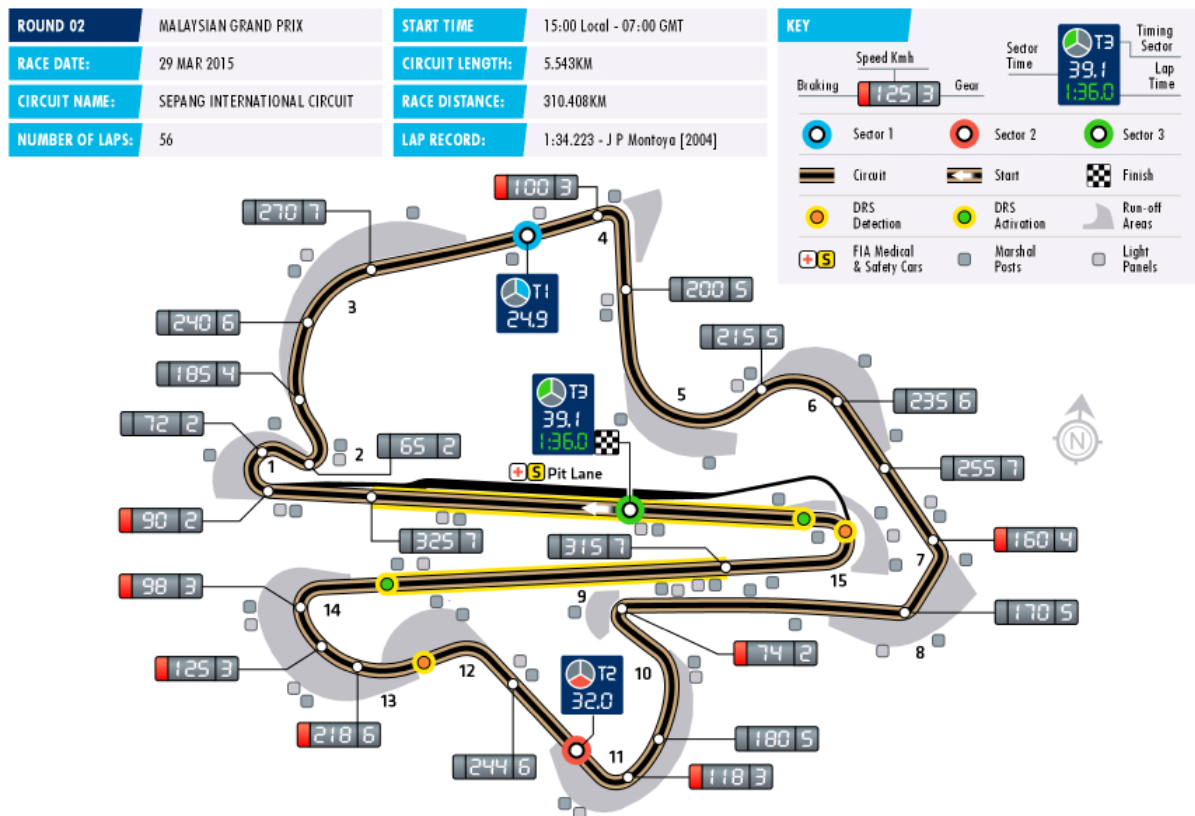
Pos	Driver	Team	Time / retired	Grid
1	Nico Rosberg	Mercedes AMG Petronas F1 Team	1:55:48.950	1
2	Daniel Ricciardo	Red Bull Racing	+0.488s	2
3	Lewis Hamilton	Mercedes AMG Petronas F1 Team	+8.038s	3
4	Kimi Raikkonen	Scuderia Ferrari	+10.219s	5
5	Sebastian Vettel	Scuderia Ferrari	+27.694s	22
6	Max Verstappen	Red Bull Racing	+1:11.197s	4
7	Fernando Alonso	McLaren Honda F1 Team	+1:29.198s	9
8	Sergio Perez	Sahara Force India F1 Team	+1:51.062s	17
9	Daniil Kvyat	Scuderia Toro Rosso	+1:51.557s	7
10	Kevin Magnussen	Renault Sport F1 Team	+1:59.952	15
11	Esteban Gutierrez	Haas F1 Team	+1 lap	13
12	Felipe Massa	Williams Martini Racing	+1 lap	11
13	Felipe Nasr	Sauber F1 Team	+1 lap	16
14	Carlos Sainz Jr.	Scuderia Toro Rosso	+1 lap	6
15	Jolyon Palmer	Renault Sport F1 Team	+1 lap	18
16	Pascal Wehrlein	Manor Racing MRT	+1 lap	19
17	Marcus Ericsson	Sauber F1 Team	+1 lap	14
18	Esteban Ocon	Manor Racing MRT	+2 laps	21
NC	Jenson Button	McLaren Honda F1 Team	DNF	12
NC	Valtteri Bottas	Williams Martini Racing	DNF	10
NC	Nico Hulkenberg	Sahara Force India F1 Team	DNF	8
NC	Romain Grosjean	Haas F1 Team	DNF	20

Pole Position	Nico Rosberg	1:42.584s
Fastest Lap	Daniel Ricciardo	1:47.187s



2016 FORMULA ONE PETRONAS MALAYSIAN GRAND PRIX SEPANG

Date	30 Sep – 02 Oct	Race distance	310.408 km
Circuit length	5.543 km	Number of laps	56



Sepang remains one of the most technically challenging circuits in Formula 1, while testing the stamina of the drivers owing to its high humidity and potential for rainstorms that could alter team strategy. Consideration has been given to introducing a floodlight system, which would allow the race to be run at night. However, to date, the race has a later afternoon start date.



2016 FORMULA ONE PETRONAS MALAYSIAN GRAND PRIX

RESULTS

Pos	Driver	Team	Time / retired	Grid
1	Daniel Ricciardo	Red Bull Racing	1:37:12.776	4
2	Max Verstappen	Red Bull Racing	+2.443s	3
3	Nico Rosberg	Mercedes AMG Petronas F1 Team	+25.516s	2
4	Kimi Raikkonen	Scuderia Ferrari	+28.785s	6
5	Valtteri Bottas	Williams Martini Racing	+1:01.582s	11
6	Sergio Perez	Sahara Force India F1 Team	+1:03.794s	7
7	Fernando Alonso	McLaren Honda F1 Team	+1:05.205s	22
8	Nico Hulkenberg	Sahara Force India F1 Team	+1:14.062s	8
9	Jenson Button	McLaren Honda F1 Team	+1:21.816s	9
10	Jolyon Palmer	Renault Sport F1 Team	+1:35.466s	19
11	Carlos Sainz Jr.	Scuderia Toro Rosso	+1:38.878s	16
12	Marcus Ericsson	Sauber F1 Team	+1 lap	17
13	Felipe Massa	Williams Martini Racing	+1 lap	10
14	Daniil Kvyat	Scuderia Toro Rosso	+1 lap	15
15	Pascal Wehrlein	Manor Racing MRT	+1 lap	21
16	Esteban Ocon	Manor Racing MRT	+1 lap	20
NC	Felipe Nasr	Sauber F1 Team	DNF	18
NC	Lewis Hamilton	Williams Martini Racing	DNF	1
NC	Esteban Gutierrez	Haas F1 Team	DNF	13
NC	Kevin Magnussen	Renault Sport F1 Team	DNF	14
NC	Romain Grosjean	Haas F1 Team	DNF	12
NC	Sebastian Vettel	Scuderia Ferrari	DNF	5

Pole Position

Lewis Hamilton

1:32.850s

Fastest Lap


Nico Rosberg

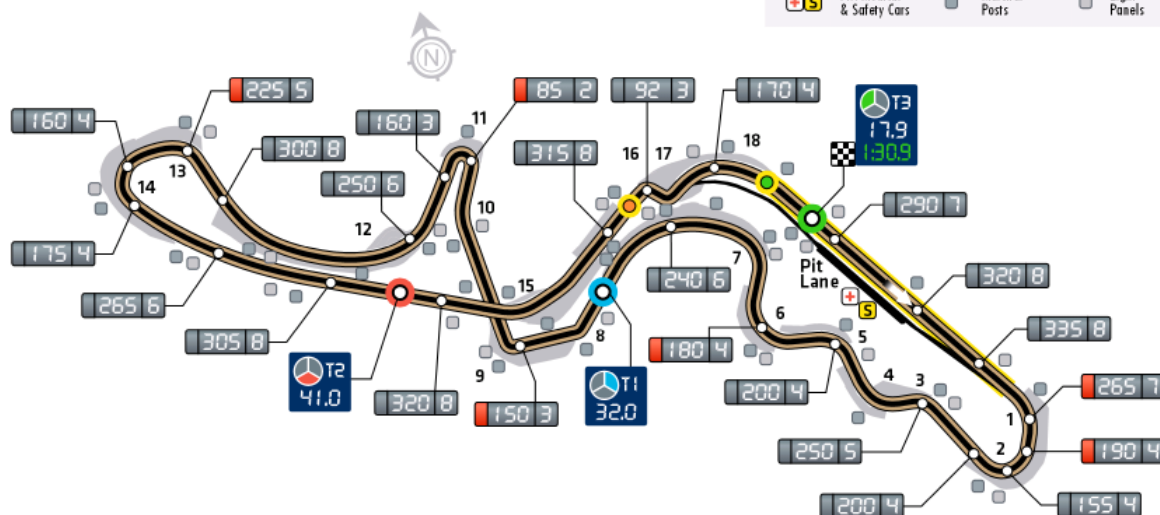
1:36.424s



2016 FORMULA ONE JAPANESE GRAND PRIX SUZUKA

Date	07 – 09 Oct	Race distance	307.471 km
Circuit length	5.807 km	Number of laps	53

ROUND 15	JAPANESE GRAND PRIX	START TIME	14:00 Local - 05:00 GMT	KEY  Speed Km/h  Braking  Gear  Sector 1  Sector 2  Sector 3  Circuit  Start  Finish  DRS Detection  DRS Activation  Run-off Areas  FIA Medical & Safety Cars  Marshal Posts  Light Panels
RACE DATE:	27 SEP 2015	CIRCUIT LENGTH:	5.807KM	
CIRCUIT NAME:	SUZUKA CIRCUIT	RACE DISTANCE:	307.471KM	
NUMBER OF LAPS:	53	LAP RECORD:	1:31.540 - K Raikkonen [2005]	



Designed as a Honda test track in 1962, Suzuka is one of few circuits in the world to have a "figure 8" layout, where the back straight passes over the front via an overpass. Suzuka is another of the racer's favorite circuits with its exceptionally fast, flowing layout.



2016 FORMULA ONE JAPANESE GRAND PRIX

RESULTS

Pos	Driver	Team	Time / retired	Grid
1	Nico Rosberg	Mercedes AMG Petronas F1 Team	1:26:43.333	1
2	Max Verstappen	Scuderia Toro Rosso	+4.978s	3
3	Lewis Hamilton	Mercedes AMG Petronas F1 Team	+5.76s	2
4	Sebastian Vettel	Scuderia Ferrari	+20.269s	6
5	Kimi Raikkonen	Scuderia Ferrari	+28.370s	8
6	Daniel Ricciardo	Red Bull Racing	+33.941s	4
7	Sergio Perez	Sahara Force India F1 Team	+57.495s	5
8	Nico Hulkenberg	Sahara Force India F1 Team	+59.177s	9
9	Felipe Massa	Williams Martini Racing	+1:37.076s	12
10	Valtteri Bottas	Williams Martini Racing	+1:38.323s	11
11	Romain Grosjean	Haas F1 Team	+1:39.254s	7
12	Jolyon Palmer	Renault Sport F1 Team	+ 1 lap	16
13	Daniil Kvyat	Scuderia Toro Rosso	+1 lap	13
14	Kevin Magnussen	Renault Sport F1 Team	+1 lap	17
15	Marcus Ericsson	Sauber F1 Team	+1 lap	18
16	Fernando Alonso	McLaren Honda F1 Team	+1 lap	15
17	Carlos Sainz Jr.	Scuderia Toro Rosso	+1 lap	14
18	Jenson Button	McLaren Honda F1 Team	+1 lap	22
19	Felipe Nasr	Sauber F1 Team	+1 lap	19
20	Esteban Gutierrez	Haas F1 Team	+1 lap	10
21	Esteban Ocon	Manor Racing MRT	+1 lap	20
NC	Pascal Wehrlein	Manor Racing MRT	+1 lap	21

Pole Position

Nico Rosberg

1:30.647s

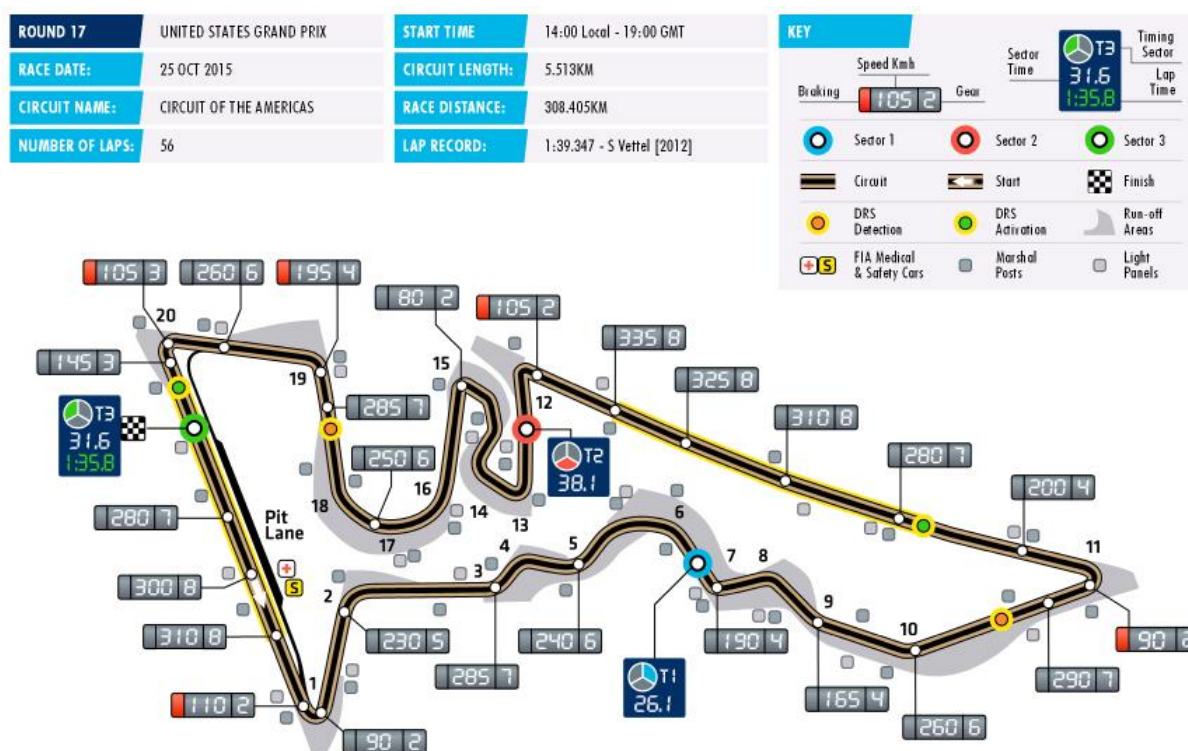
Fastest Lap

Sebastian Vettel

1:35.118s

2016 FORMULA ONE UNITED STATES GRAND PRIX AUSTIN

Date	21 – 23 October	Race distance	308.405 km
Circuit length	5.513 km	Number of laps	56

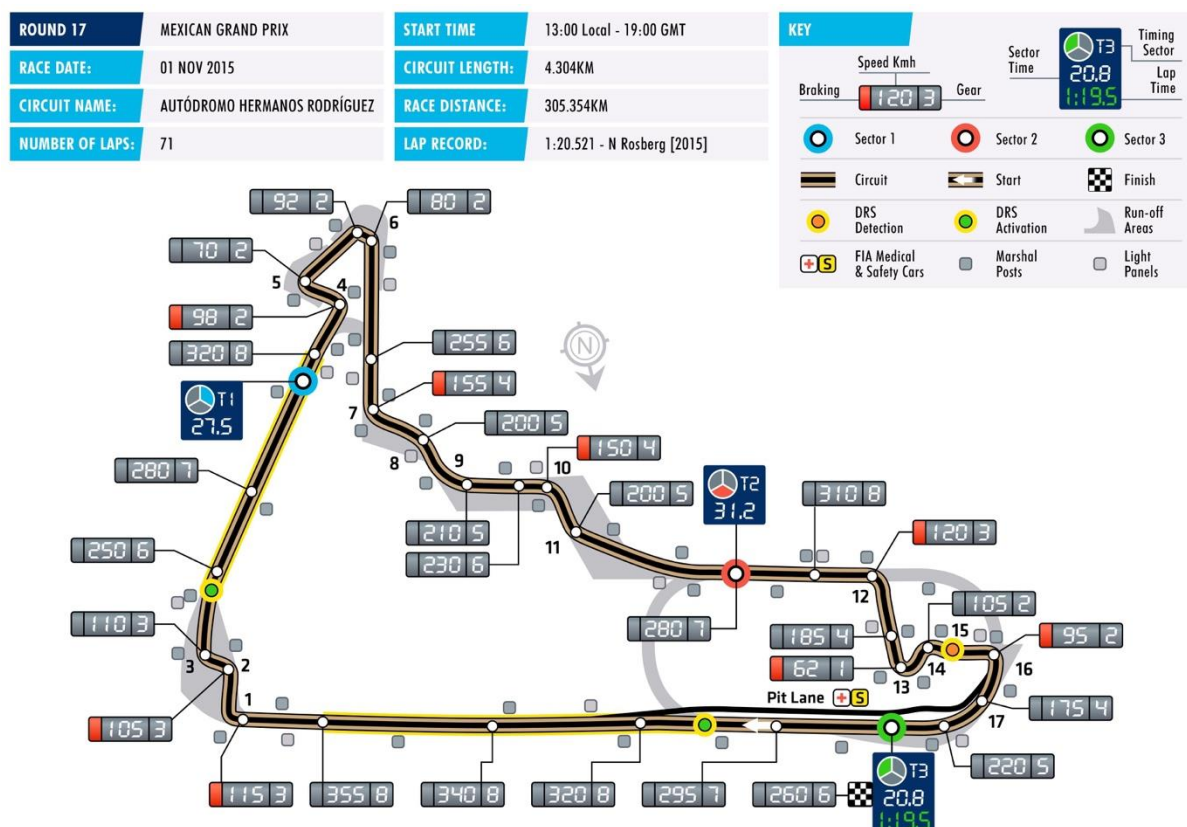


In 2012 The United States Grand Prix returned to the F1 calendar at Austin, Texas, the first Grand Prix on US soil since the 2007 race at the Indianapolis Motor Speedway. The track runs anticlockwise and features 20 corners, including sequences inspired by some of the world's most celebrated circuits.



2016 FORMULA ONE GRAND PREMIO DE MEXICO MEXICO CITY

Date	28 – 30 October	Race distance	305.354 km
Circuit length	4.304 km	Number of laps	71

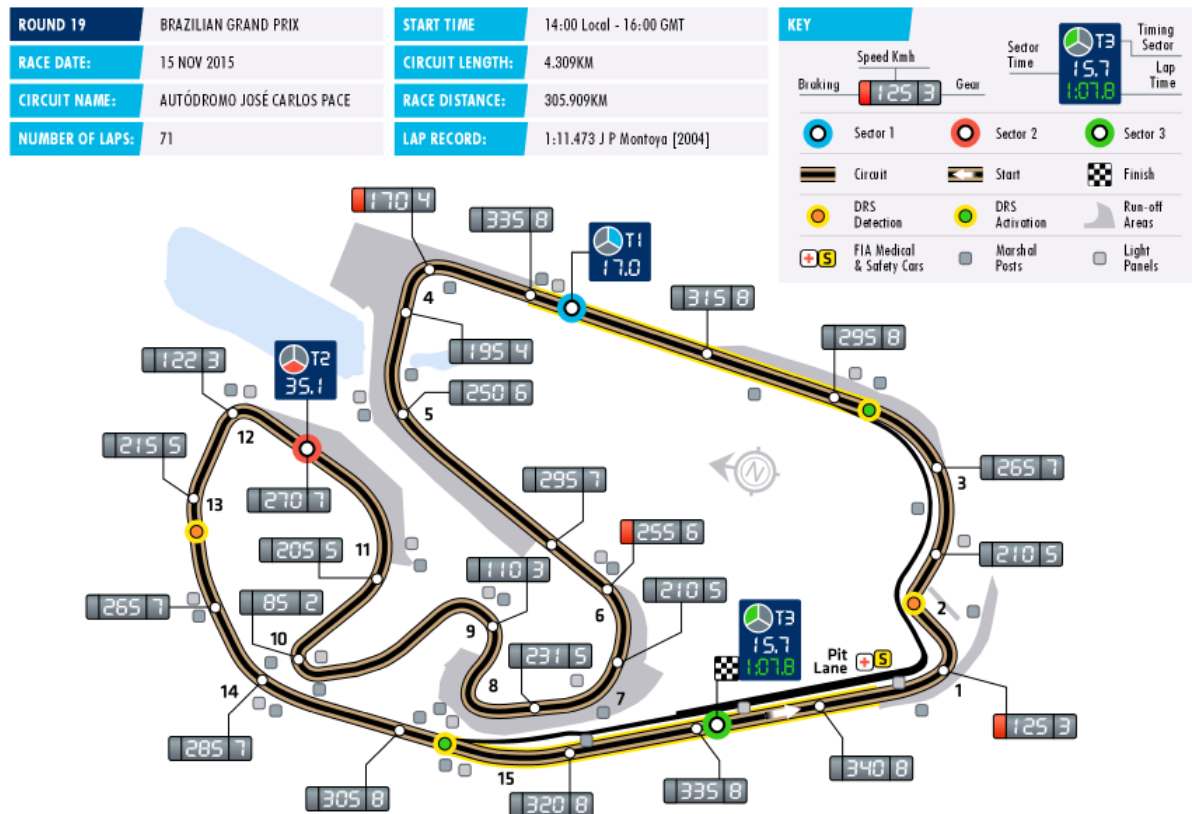


With its first race in 2015, the Autodromo Hermanos Rodriguez circuit is situated in the center of Mexico City and has not held a Formula One Grand Prix since 1992. This race was won by Nigel Mansell for the Williams Renault Team. The facility has been comprehensively upgraded, while the entire track was resurfaced for the occasion and changes made to a number of corners including Peraltada.



2016 FORMULA ONE GRAND PREMIO DO BRASIL SAO PAULO

Date	11 – 13 November	Race distance	305,909 km
Circuit length	4.309 km	Number of laps	71



Located in Sao Paulo, Interlagos includes the Autodromo Jose Carlos Pace racetrack, home to the Brazilian Grand Prix. The Interlagos circuit has played host to some of the most exciting and memorable races in recent Formula One history, including Lewis Hamilton winning the World Championship on the last lap of the 2008 race. Regarded as one of the most challenging circuits in Grand prix racing, Alain Prost still holds the record with six victories in Brazil.



2016 FORMULA ONE ETIHAD AIRWAYS ABU DHABI GRAND PRIX YAS MARINA

Date	25 – 27 November	Race distance	305.355 km
Circuit length	5.554 km	Number of laps	55



The Abu Dhabi Grand Prix located on Yas Island, is Formula One's first ever day-night race, with a local start time of 17:00. Floodlights are activated from the start of the race to provide a transition into the evening. It has been the last race of the calendar for the past 2 years.



4. 2016 FIA FORMULA ONE WORLD CHAMPIONSHIP TEAM INFORMATION

MERCEDES AMG PETRONAS FORMULA ONE TEAM



AMG
PETRONAS
FORMULA ONE TEAM

Headquarters Operations Centre
Brackley
NN13 7BD
England

Telephone
Fax
Website

+44 (0) 1280 844 000
+44 (0) 1280 844 001
www.mercedesAMGF1.com

Head of Mercedes-Benz Motorsport
Managing Director, Mercedes AMG High Performance Powertrains
Executive Director (Technical)

Toto Wolff
Andy Cowell
Paddy Lowe

**Head of Mercedes-Benz
Motorsport Communications**

Bradley Lord
Mob: + 44 (0)7785 682 893
Email: blord@mercedesamgf1.com

Media Officer


Ben Cowley
Mob: + 44 (0)7920 214 276
Email: bcowley@mercedesamgf1.com

Formula 1 Debut 1954
Constructors' Titles 2

Chassis Mercedes-Benz F1 W07 Hybrid
Motor Mercedes-Benz PU106C
Hybrid

GP Starts 144
GP Wins 60
Fastest Laps 38
Pole Positions 61

NICO ROSBERG 06



Date of Birth 27/06/1985
Formula 1 Debut 2006
GP Starts 202
GP Wins 23
Pole Positions 30
Podiums 53
F1 Titles 0
Total F1 Points 1522.5

LEWIS HAMILTON 44



Date of Birth 07/01/1985
Formula 1 Debut 2007
GP Starts 184
GP Wins 49
Pole Positions 57
Podiums 100
F1 Titles 3
Total F1 Points 2147



SCUDERIA FERRARI



Headquarters	Ferrari S.p.A. Via Ascari 55-57 41053 Maranello Italy	Telephone	+39 536 949 111
		Fax	+39 536 949 049
		Website	www.ferrari.com
Team Principal Director	Maurizio Arrivabene	Power Unit	Mattia Binotto
Technical Director	James Allison	Production	Corrado Lanzone
Media Contacts	Alberto Antonini Mob: +39 344 0556 635 Email: Alberto.Antonini@ferrari.com		
Formula 1 Debut	1950	Chassis	SF16-H
Constructors' Titles	16	Motor	Ferrari
GP Starts	927		
GP Wins	225		
Fastest Lap	234		
Pole Positions	201		

SEBASTIAN VETTEL 5



Date of Birth	03/07/1987
Formula 1 Debut	2007
GP Starts	175
GP Wins	42
Pole Positions	46
Podiums	85
F1 Titles	4
Total F1 Points	2061

KIMI RÄIKKÖNEN 7



Date of Birth	17/10/1979
Formula 1 Debut	2001
GP Starts	249
GP Wins	20
Pole Positions	16
Podiums	84
F1 Titles	1
Total F1 Points	1344



WILLIAMS MARTINI RACING

WILLIAMS MARTINI RACING

Headquarters	Grove, Wantage Oxfordshire OX12 0DQ England	Telephone	+44 (0)1235 777 700
		Fax	+44 (0)1235 777 960
		Website	www.williamsf1.com
Team Principal	Sir Frank Williams	Sporting Manager	Steve Nielsen
Technical Chief	Pat Symonds	Head of Aerodynamics	Jason Somerville
Deputy Team Principal	Claire Williams		
Media Contacts	Sophie Ogg Mob: +44 (0)7977 275762 Email: Sophie.ogg@williamsf1.com		

Formula 1 Debut	1978	Chassis	Williams FW38
Constructors' Titles	9	Motor	Mercedes Benz
GP Starts	661		
GP Wins	114		
Fastest Laps	133		
Pole Positions	128		

FELIPE MASSA 19



Date of Birth	25/04/1981
Formula 1 Debut	2002
GP Starts	248
GP Wins	11
Pole Positions	16
Podiums	41
F1 Titles	0
Total F1 Points	1114

VALTERI BOTTAS 77



Date of Birth	28/08/1989
Formula 1 Debut	2013
GP Starts	74
GP Wins	0
Pole Positions	0
Podiums	9
F1 Titles	0
Total F1 Points	407



RED BULL RACING



Headquarters	Bradbourne Drive Tilbrook Milton Keynes MK7 8BJ, England	Telephone Fax Website	+44 (0)1908 279700 +44 (0)1908 279810 www.redbullracing.com
Team Principal Officer	Christian Horner	Chief Engineering	Rob Marshall
Chief Technical Officer	Adrian Newey	Head of Aerodynamics	Dan Fallows
Chief Engineer, Car Engineering	Paul Monaghan	Chief Engineer, Performance Engineering	Pierre Waché
Media Contacts	Ben Wyatt Mob: +44 (0)7711 854 238 Email: Ben.wyatt@redbullracing.com		
Formula 1 Debut	1997	Chassis	RB12
Constructors' Titles	4	Motor	TAG Heuer
GP Starts	220		
GP Wins	52		
Fastest Laps	50		
Pole Positions	58		

MAX VERSTAPPEN 33



Date of Birth	30/09/1997
Formula 1 Debut	2015
GP Starts	36
GP Wins	1
Pole Positions	0
Podiums	6
F1 Titles	0
Total F1 Points	214

DANIEL RICCIARDO 03



Date of Birth	01/07/1989
Formula 1 Debut	2011
GP Starts	105
GP Wins	4
Pole Positions	1
Podiums	16
F1 Titles	0
Total F1 Points	572



SAHARA FORCE INDIA F1 TEAM




Headquarters	Dadford Road Silverstone NN12 8TJ England	Telephone	+44 (0)1327 850 800
		Fax	+44 (0)1327 857 993
		Website	www.forceindiaf1.com

Team Chief	Dr. Vijay Mallya	Technical Chief	Andrew Green
Chief Operating Officer	Otmar Szatnauer	Sporting Director	Andy Stevenson

Media Contacts Will Hings Mob: +44 (0)7734 202020
Email: will.hings@forceindiaf1.com


Formula 1 Debut	1991	Chassis	Force India VJM09
Constructors' Titles	0	Motor	Mercedes PU106C Hybrid
GP Starts	167		
GP Wins	0		
Fastest Laps	4		
Pole Positions	1		

SERGIO PEREZ 11



Date of Birth	26/01/1990
Formula 1 Debut	2011
GP Starts	113
GP Wins	0
Pole Positions	0
Podiums	7
F1 Titles	0
Total F1 Points	346

NICO HULKENBERG 27



Date of Birth	19/08/1987
Formula 1 Debut	2010
GP Starts	113
GP Wins	1
Pole Positions	0
Podiums	0
F1 Titles	0
Total F1 Points	344




SCUDERIA TORO ROSSO



Headquarters	Via Boaria, 229 48018 Faenza RA Italy	Telephone	+39 (0)546 696 111
		Fax	+39 (0)546 620 998
		Website	www.tororosso.com
Team Principal	Franz Tost	Team Manager	Graham Watson
Technical Director	James Key		
Media Contacts	Fabiana Valenti Mob: +39 335 7113 694 Email: fabiana.valenti@tororosso.com		
Formula 1 Debut	2006	Chassis	STR11
Constructors' Titles	0	Motor	Ferrari
GP Starts	202		
GP Wins	1		
Fastest Laps	1		
Pole Positions	1		

DANIIL KVYAT 26



Date of Birth	26/04/1994
Formula 1 Debut	2014
GP Starts	55
GP Wins	0
Pole Positions	0
Podiums	2
F1 Titles	0
Total F1 Points	128

CARLOS SAINZ 55



Date of Birth	01/09/1994
Formula 1 Debut	2015
GP Starts	36
GP Wins	0
Pole Positions	0
Podiums	0
F1 Titles	0
Total F1 Points	48



SAUBER F1 TEAM



Sauber F1 Team

Headquarters	Wildbachstrasse 9 8340 Hinwil Switzerland	Telephone	+41 44 973 9000
		Fax	+44 44 973 9001
		Website	www.sauberf1team.com

Team Chief	Monisha Kaltenborn	Team Manager	Beat Zehnder
-------------------	--------------------	---------------------	--------------


Media Contacts

Robert Höpoltzeder
Mob: +41 79 770 1819
Email: robert.hoepoltzeder@sauber-motorsport.com

Marleen Seilheimer
Mob: +41 79 264 2849
Email: marleen.seilheimer@sauber-motorsport.com

Formula 1 Debut	1993	Chassis	Sauber C35
Constructors' Titles	0	Motor	Ferrari
GP Starts	417		
GP Wins	1		
Fastest Laps	5		
Pole Positions	1		

MARCUS ERICSSON 09



FELIPE NASR 12



Date of Birth	02/09/1990
Formula 1 Debut	2014
GP Starts	52
GP Wins	0
Pole Positions	0
Podiums	0
F1 Titles	0
Total F1 Points	9

Date of Birth	21/08/1992
Formula 1 Debut	2015
GP Starts	36
GP Wins	0
Pole Positions	0
Podiums	0
F1 Titles	0
Total F1 Points	27



MCLAREN HONDA FORMULA 1 TEAM

McLAREN HONDA

Headquarters	McLaren Technology Centre Chertsey Road Woking, Surrey GU21 4YH, England	Telephone Fax Website	+44 (0) 1483 261 900 +44 (0) 1483 261 963 www.mclaren.com
Team Chief Team Manager	Eric Boullier David Redding	Chief Operating Officer Technical Chief	Jonathan Neale Tim Goss

Media Contacts	Matt Bishop Email: matt.bishop@mclaren.com
-----------------------	--

Formula 1 Debut	1986	Chassis	MP4-31
Constructors' Titles	8	Motor	Honda RA616H
GP Starts	797		
GP Wins	182		
Fastest Laps	154		
Pole Positions	155		

FERNANDO ALONSO 14



Date of Birth	29/07/1981
Formula 1 Debut	2001
GP Starts	270
GP Wins	32
Pole Positions	22
Podiums	97
F1 Titles	2
Total F1 Points	1820

JENSON BUTTON 22



Date of Birth	19/01/1980
Formula 1 Debut	2000
GP Starts	304
GP Wins	15
Pole Positions	8
Podiums	50
F1 Titles	1
Total F1 Points	1233



HAAS F1 TEAM



Headquarters Kannapolis
North Carolina
USA

Telephone + 1 704-652-4872
Website www.haasf1team.com

Team Chief Guenther Steiner
Team Manager Dave O'Neill

Chief Operating Officer Joe Custer
Technical Chief Rob Taylor

Media Contacts Mike Arning Head of Communications
Mob: +1 704 236 0405 Email: marning@haasf1team.com

Stuart Morrison Press Officer for Romain Grosjean and No 8 Team
Mob: +44 1295 237112 Email: smorrison@haasf1team.com

Sarah Dryhurst Press Officer for Esteban Gutierrez and No 21 Team
Mob: +44 1295 237119 Email: sdryhurst@haasf1team.com

Formula 1 Debut	2016	Chassis	VF-16
Constructors' Titles	0	Motor	Ferrari
GP Starts	17		
GP Wins	0		
Fastest Laps	0		
Pole Positions	0		

ROMAIN GROSJEAN 8



Date of Birth 17/04/1986
Formula 1 Debut 2009
GP Starts 100
GP Wins 0
Pole Positions 0
Podiums 10
F1 Titles 0
Total F1 Points 315

ESTEBAN GUTIERREZ 21



Date of Birth 05/08/1991
Formula 1 Debut 2015
GP Starts 55
GP Wins 0
Pole Positions 0
Podiums 0
F1 Titles 0
Total F1 Points 6




MANOR RACING MRT



Headquarters	Manor Technical Centre Chalker Way Banbury Oxfordshire England OX16 4XD	Telephone	+44 (0) 1295 231 500
		Website	www.manorracing.com
Team Chief	Dave Ryan	Technical Chief	John McQuilliam
Media Contacts	Tracy Novak Mob: +44 (0)7701 382 031 Email: tracy.novak@manorracing.com		
Formula 1 Debut	2010	Chassis	MRT05
Constructors' Titles	0	Motor	Mercedes
GP Starts	17		
GP Wins	0		
Fastest Laps	0		
Pole Positions	0		

PASCAL WEHRLEIN 94



Date of Birth	18/10/1994
Formula 1 Debut	2016
GP Starts	17
GP Wins	0
Pole Positions	0
Podiums	0
F1 Titles	0
Total F1 Points	1

ESTEBAN OCON 34



Date of Birth	17/11/1996
Formula 1 Debut	2016
GP Starts	10
GP Wins	0
Pole Positions	0
Podiums	0
F1 Titles	0
Total F1 Points	2



RENAULT SPORT FORMULA ONE TEAM

**RENAULT
SPORT**
FORMULA ONE™ TEAM

Headquarters Whiteways
Technical Centre
Enstone
OX7 4EE, England

Telephone +44 (0)1608 678 000
Fax +44 (0)1608 678 609
Website www.renaultsport.com

Racing Director Officer Frédéric Vasseur

Chief Technical Bob Bell

Team Manager Paul Seaby

Operations Director Alan Permane


Media Contacts Andy Stobart
Clarisse Hoffmann
Aurelie Donzelot
Lucy Genon

Andy.stobart@uk.renaultsportf1.com
Clarisse.hoffmann@uk.renaultsportf1.com
Aurelie.donzelot@uk.renaultsportf1.com
lucy.genon-rf1ext@renaultsportf1.com

Formula 1 Debut 1986
Constructors' Titles 2
GP Starts 320
GP Wins 35
Fastest Laps 31
Pole Positions 51


Chassis R.S.16
Motor Renault R.E.16

KEVIN MAGNUSSEN 20



Date of Birth 05/10/1992
Formula 1 Debut 2014
GP Starts 37
GP Wins 0
Pole Positions 0
Podiums 1
F1 Titles 0
Total F1 Points 62

JOLYON PALMER 30



Date of Birth 20/01/1991
Formula 1 Debut 2016
GP Starts 17
GP Wins 0
Pole Positions 0
Podiums 0
F1 Titles 0
Total F1 Points 1



5. UNITED STATES GRAND PRIX

2015 FIA FORMULA ONE UNITED STATES GRAND PRIX RESULTS

Pos	Driver	Team	Lap	Time/Retire	Point
1	Lewis Hamilton	Mercedes AMG Petronas	56	1:50:52.703	25
2	Nico Rosberg	Mercedes AMG Petronas	56	+2.850s	18
3	Sebastian Vettel	Scuderia Ferrari	56	+3.381s	15
4	Max Verstappen	Scuderia Toro Rosso	56	+22.359s	12
5	Sergio Perez	Sahara Force India F1 Team	56	+24.413s	10
6	Jenson Button	McLaren Honda	56	+28.058s	8
7	Carlos Sainz	Scuderia Toro Rosso	56	+30.619s	6
8	Pastor Maldonado	Lotus F1 Team	56	+32.273s	4
9	Felipe Nasr	Sauber F1 Team	56	+40.257s	2
10	Daniel Ricciardo	Infiniti Red Bull Racing	56	+53.371s	1
11	Fernando Alonso	McLaren Honda	56	+54.816s	0
12	Alexander Rossi	Manor Marussia F1 Team	56	+75.277s	0
13	Daniil Kvyat	Infiniti Red Bull Racing	41	DNF	0
14	Nico Hulkenberg	Sahara Force India F1 Team	35	DNF	0
15	Marcus Ericsson	Sauber F1 Team	25	DNF	0
16	Kimi Räikkönen	Scuderia Ferrari	25	DNF	0
17	Felipe Massa	Williams Martini Racing	23	DNF	0
NC	Romain Grosjean	Lotus F1 Team	10	DNF	0
NC	Valtteri Bottas	Williams Martini Racing	5	DNF	0
NC	Will Stevens	Manor Marussia F1 Team	1	DNF	0

*Note: Sainz finished sixth but had five seconds added to his race time for speeding in the pit lane



5. UNITED STATES GRAND PRIX

HISTORY OF FORMULA ONE GRAND PRIX IN THE UNITED STATES

Year(s)	Race	Location
1950 - 1960	Indianapolis 500	Indianapolis, Indiana
1959	United States Grand Prix	Sebring, Florida
1960	United States Grand Prix	Riverside, California
1961 - 1980	United States Grand Prix	Watkins Glen, New York
1976 - 1983	United States Grand Prix West	Long Beach, California
1981 - 1982	Caesars Palace Grand Prix	Las Vegas, Nevada
1982 - 1988	Detroit Grand Prix	Detroit, Michigan
1984	Dallas Grand Prix	Dallas, Texas
1989 - 1991	United States Grand Prix	Phoenix, Arizona
2000 - 2007	United States Grand Prix	Indianapolis, Indiana
2012 - Present	United States Grand Prix	Austin, Texas



5. UNITED STATES GRAND PRIX

AMERICAN FORMULA ONE DRIVERS

Driver	Year(s)	Races	Points	Wins	Pole Positions	Championships
Harry Schell	1950-1960	56	32	0	0	
Robert O'Brien	1952	1	0	0	0	
John Fitch	1953, 1955	2	0	0	0	
Fred Wacker	1953-1954	3	0	0	0	
Herbert Mackay-Fraser	1957	1	0	0	0	
Masten Gregory	1957-1963, 1965	38	21	0	0	
Carroll Shelby	1958-1959	8	0	0	0	
Phil Hill	1958-1966	48	98	3	6	1 (1961)
Harry Blanchard	1959	1	0	0	0	
George Constantine	1959	1	0	0	0	
Bob Said	1959	1	0	0	0	
Dan Gurney	1959-1968, 1970	86	133	4	3	
Pete Lovely	1959-1960, 1969-1971	7	0	0	0	
Chuck Daigh	1960	3	0	0	0	
Bob Drake	1960	1	0	0	0	
Fred Gamble	1960	1	0	0	0	
Lance Reventlow	1960	1	0	0	0	
Lloyd Ruby	1960-1961	1	0	0	0	
Jim Hall	1960-1963	11	3	0	0	
Richie Ginther	1960-1967	52	102	1	0	
Roger Penske	1961-1962	2	0	0	0	
Walt Hansgen	1961, 1964	2	2	0	0	
Hap Sharp	1961-1964	6	0	0	0	



5. UNITED STATES GRAND PRIX

AMERICAN FORMULA ONE DRIVERS (Continued)

Driver	Year(s)	Races	Points	Wins	Pole Positions	Championships
Jay Chamberlain	1962	3	0	0	0	
Tim Mayer	1962	1	0	0	0	
Rob Schroeder	1962	1	0	0	0	
Tony Settember	1962-1963	6	0	0	0	
Ronnie Bucknum	1964-1966	11	2	0	0	
Peter Revson	1964, 1971-1974	30	61	2	1	
Bob Bondurant	1965-1966	9	3	0	0	
Mike Fisher	1967	1	0	0	0	
Bobby Unser	1968	1	0	0	0	
Mario Andretti	1968-1972, 1974-1982	128	180	12	18	1 (1978)
Gus Hutchinson	1970	1	0	0	0	
Skip Barber	1971-1972	5	0	0	0	
Sam Posey	1971-1972	2	0	0	0	
Mark Donahue	1971, 1974-1975	14	8	0	0	
George Follmer	1973	12	5	0	0	
Brett Lunger	1975-1978	34	0	0	0	
Danny Ongais	1977-1978	4	0	0	0	
Bobby Rahal	1978	2	0	0	0	
Eddie Cheever	1978, 1980-1989	132	70	0	0	
Danny Sullivan	1983	15	2	0	0	
Michael Andretti	1993	13	7	0	0	
Scott Speed	2006-2007	28	0	0	0	
Alexander Rossi	2015	5	0	0	0	

*One-off entries in the Indianapolis 500 between 1950-1960 and drivers who failed to start a Grand Prix are not included.



5. UNITED STATES GRAND PRIX

FORMULA ONE DRIVERS' BEST CIRCUIT OF THE AMERICAS MEMORIES

Formula One drivers recall their highlights of racing at COTA as the Formula One United States Grand Prix returns to Austin, Texas for 5th year in succession this October.

Mercedes AMG Petronas F1 Team	<p>Lewis Hamilton: I have good memories at COTA. Winning the first Grand Prix there was pretty awesome and overtaking the Red Bull but I think the greatest one was winning the World Championship there last year.</p> <p>Nico Rosberg: My best memory was actually singing on the Sunday night last year with my team in Pete's Piano bar in downtown Austin. It was a lot of fun.</p>
Scuderia Ferrari	<p>Sebastian Vettel: I have enjoyed some fun races in Austin over the last 4 years, the track layout is a real challenge and very satisfying when you get that perfect lap for pole, but my best memory is the victory in 2013 - my only victory SO FAR in Austin, but it was my 8th consecutive win that season! The crowd was so enthusiastic for all the drivers, but I really appreciated their support on that day.</p> <p>Kimi Raikkonen: Unfortunately, I have not had great success on track in Austin, but I still have some great memories of the city, and especially the fans. I have had so much support from all sorts of folk in Austin, and the town seems to come alive for race week, which makes it a real pleasure.</p>
Red Bull Racing	<p>Daniel Ricciardo: The podium in 2014 was great as a result, but my favourite memory was probably the first weekend there in 2012. Being in a new city for the first time and driving on a new track exceeded all my expectations.</p> <p>Max Verstappen: I drove the track for the first time during the Friday practice session in 2014, which was great as COTA is such a fun track to drive. Then last year finishing fourth under difficult circumstances was a very nice feeling. I love America; they have good food and great people, so I am happy to be going back there.</p>
Williams Martini Racing	<p>Valtteri Bottas: The best memory I have from Austin is scoring my first points there when I finished eighth in 2013 with Williams. It's a place I remember fondly because of that.</p> <p>Felipe Massa: COTA is a fantastic track where I have some great memories. Out of all the new tracks COTA definitely has the best layout. The long straights, the high speed sectors and the low speed sectors are just incredible. I've had some really good races there for sure. I finished fourth in the first race at the circuit in 2012 and only just missed out on a podium in 2014.</p>



5. UNITED STATES GRAND PRIX

FORMULA ONE DRIVERS' BEST CIRCUIT OF THE AMERICAS MEMORIES (CONTINUED)

Haas F1 Team	<p>Esteban Gutierrez: My greatest memory from COTA is Qualifying in 2013. It was my first year in F1 and I qualified 8th which was one of my best results and fantastic in front of so many Mexicans and American fans. Austin always has very special vibes for me!</p> <p>Romain Grosjean: The 2013 U.S. Grand Prix with my second position. It looked impossible to beat the two Red Bulls, I finished behind Vettel, but in front of Webber. Loved the Cowboy hat on the podium too!</p>
Sahara Force India	<p>Sergio Perez: Until last year, the U.S. Grand Prix was like my home race. So it was always very special to go to race there because I knew I was going to have a lot of support from the stands. And that always makes it very special. I still remember the size of the crowd for the first race there. People everywhere!</p> <p>Nico Hülkenberg: I think the best ever memory from racing in Austin was from its first year in 2012. We got there and everything was new – the track, the facilities – and everything was so exciting. The fans' support was great and I even had a good race, finishing eighth and scoring some good points for the team.</p>
Scuderia Toro Rosso:	<p>Daniil Kvyat: My greatest memory at COTA is going for the lead in Turn 1 during last year's (2015 USGP) race. It lasted only one corner but it was still a very cool moment!</p> <p>Carlos Sainz Jr.: I remember last year's USGP being a very eventful one! It rained so much that Qualifying was moved to Sunday, the same day as the race! I crashed in Qualifying, which wasn't good... But my greatest memory from that weekend was my comeback in the race and finishing in the points!! That shows you it's important to never give up :)</p>
Sauber F1 Team	<p>Felipe Nasr: In my rookie season in 2015 it was my first time taking part at the U.S. Grand Prix in Austin. At the same time, it was also the 400th Grand Prix for the Sauber F1 Team. I had a difficult beginning with front wing damage and too many pit stops. It was not looking good for me, but in the end the safety car came out which helped me to finish the race in P9. I was really pleased with this result after a difficult race.</p> <p>Marcus Ericsson: Last year was also my first U.S. Grand Prix. Unfortunately, I could not finish the race due to a technical issue. It was frustrating because I had been looking forward to come to Austin and to race on this track. Therefore, I don't have a great personal memory just yet, but I can't wait to get there this year and hope for a clean weekend!</p>
Renault Sport F1 Team	<p>Jolyon Palmer: I've never driven it, but I can remember the first year in Austin when the championship was very close and Hamilton won after passing Vettel on the back straight; it was a good race. It's a great track and the event looks good on TV.</p> <p>Kevin Magnussen: It's great that Formula 1 is racing in America. I don't have a particular memory however I always love going to the US as it's a real racing country and I've visited many times with my dad to see him racing. There are many old school tracks there and COTA is a decent mix of a cool track, which is fast and also technical.</p>



5. UNITED STATES GRAND PRIX

FORMULA ONE'S GREAT AMERICAN SOUNDTRACK

With two of the biggest names in world music performing at COTA during the 2016 Formula One United States Grand Prix, we decided to ask the stars of Formula One to combine their love of music and fast cars by telling us their favorite songs to listen to whenever they get the chance to hit the open road in the U.S of A. The resulting playlist is as eclectic, exciting, traditional and fun as the Formula One grid itself:

Lewis Hamilton	Wavy – Ty Dolla \$ign Campaign - Ty Dolla \$ign I Want – MadeinTYO	Romain Grosjean	Can't Stop the Feeling - Justin Timberlake Uptown Funk - Mark Ronson/Bruno Mars Billie Jean - Michael Jackson
Nico Rosberg	Beautiful Day – U2 Surfin' U.S.A. – The Beach Boys Sex On Fire – Kings of Leon	Sergio Perez	Vertigo - U2 Viva la Vida - Cold Play Bailando - Enrique Iglesias
Sebastian Vettel	Born in the USA – Bruce Springsteen Little Red Corvette – Prince	Nico Hülkenberg	Hotel California – The Eagles Surfin' U.S.A. – The Beach Boys (I Can't Get No) Satisfaction - The Rolling Stones
Kimi Raikkonen	A Horse with No Name – America Born to Be Wild – Steppenwolf Pikkuvelli - PMMP	Daniil Kvyat	Whisky in the Jar - Metallica Ace of Spades - Motörhead Strangers in the Night - Frank Sinatra
Daniel Ricciardo	Keep The Wolves Away – Uncle Lucius Stubborn Love - The Lumineers The Western – Mr. Wives	Felipe Nasr	Sharp Dressed Man - ZZ Top L.A. Woman - The Doors Even Flow - Pearl Jam
Max Verstappen	Billy Jean – Michael Jackson Thriller - Michael Jascckson	Marcus Ericsson	Simple Man - Lynyrd Skynyrd Hotel California – The Eagles Back In Black – AC/DC
Valtteri Bottas	Born in the USA – Bruce Springsteen Sweet Home Alabama - Lynyrd Skynyrd Pretty Fly (For a White Guy) - The Offspring	Jolyon Palmer	Californication - Red Hot Chili Peppers The Chain - Fleetwood Mac
Felipe Massa	Happy – Pharrell Uptown Funk - Mark Ronson/Bruno Mars Hotel California - The Eagles	Kevin Magnussen	Born in the USA - Bruce Springsteen
Esteban Gutierrez	All These Things That I've Done - The Killers Use Somebody - Kings of Leon Life is a Highway - Rascal Flatts	Pascal Wehrlein	Hate It or Love It – 50 Cent 0 to 100 – Ace Hood Make It Work - Tyga
Esteban Ocon	Can't Be Touched – Roy Jones No Beef – Steve Aoki Started From the Bottom - Drake		



5. HISTORY BOOK

FACTS & FIGURES

FORMULA ONE DRIVERS' WORLD CHAMPIONSHIP WINNERS 1950 – 2015

Year	Driver	Team	Year	Driver	Team
1950	G. Farina (ITA)	Alfa-Romeo	1973	J. Stewart (GBR)	Tyrrell-Ford
1951	J.M. Fangio (ARG)	Alfa-Romeo	1974	E. Fittipaldi (BRA)	McLaren-Ford
1952	A. Ascari (ITA)	Ferrari	1975	N. Lauda (AUT)	Ferrari
1953	A. Ascari (ITA)	Ferrari	1976	J. Hunt (GBR)	McLaren-Ford
1954	J.M. Fangio (ARG)	Mercedes/Maserati	1977	N. Lauda (AUT)	Ferrari
1955	J.M. Fangio (ARG)	Mercedes	1978	M. Andretti (USA)	Lotus-Ford
1956	J.M. Fangio (ARG)	Lancia/Ferrari	1979	J. Scheckter (RSA)	Ferrari
1957	J.M. Fangio (ARG)	Maserati	1980	A. Jones (AUS)	Williams-Ford
1958	M. Hawthorn (GBR)	Ferrari	1981	N. Piquet (BRA)	Brabham-Ford
1959	J. Brabham (AUS)	Cooper-Climax	1982	K. Rosberg (FIN)	Williams-Ford
1960	J. Brabham (AUS)	Cooper-Climax	1983	N. Piquet (BRA)	Brabham-Ford
1961	P. Hill (USA)	Ferrari	1984	N. Lauda (AUT)	McLaren-TAG-Porsche
1962	G. Hill (GBR)	BRM	1985	A. Prost (FRA)	McLaren-TAG-Porsche
1963	J. Clark (GBR)	Lotus-Climax	1986	A. Prost (FRA)	McLaren-TAG-Porsche
1964	J. Surtees (GBR)	Ferrari	1987	N. Piquet (BRA)	Williams-Honda
1965	J. Clark (GBR)	Lotus-Climax	1988	A. Senna (BRA)	McLaren-Honda
1966	J. Brabham (AUS)	Brabham-Repco	1989	A. Prost (FRA)	McLaren-Honda
1967	D. Hulme (NZL)	Brabham-Repco	1990	A. Senna (BRA)	McLaren-Honda
1968	G. Hill (GBR)	Lotus-Ford	1991	A. Senna (BRA)	McLaren-Honda
1969	J. Stewart (GBR)	Matra-Ford	1992	N. Mansell (GBR)	Williams-Renault
1970	J. Rindt (AUT)	Lotus-Ford	1993	A. Prost (FRA)	McLaren-Honda
1971	J. Stewart (GBR)	Tyrrell-Ford	1994	M. Schumacher (GER)	Benetton-Ford
1972	E. Fittipaldi (BRA)	Lotus-Ford	1995	M. Schumacher (GER)	Benetton-Renault



5. HISTORY BOOK

FACTS & FIGURES

FORMULA ONE DRIVERS' WORLD CHAMPIONSHIP WINNERS 1950 - 2015

Year	Driver	Team	Year	Driver	Team
1996	D. Hill (GBR)	Williams-Renault	2006	F. Alonso (ESP)	Renault
1997	J. Villeneuve (CAN)	Williams-Renault	2007	K. Räikkönen (FIN)	Ferrari
1998	M. Hakkinen (FIN)	McLaren-Mercedes	2008	L. Hamilton (GBR)	McLaren-Mercedes
1999	M. Hakkinen (FIN)	McLaren-Mercedes	2009	J. Button (GBR)	Brawn GP
2000	M. Schumacher (GER)	Ferrari	2010	S. Vettel (GER)	Red Bull Racing
2001	M. Schumacher (GER)	Ferrari	2011	S. Vettel (GER)	Red Bull Racing
2002	M. Schumacher (GER)	Ferrari	2012	S. Vettel (GER)	Red Bull Racing
2003	M. Schumacher (GER)	Ferrari	2013	S. Vettel (GER)	Red Bull Racing
2004	M. Schumacher (GER)	Ferrari	2014	L. Hamilton (GBR)	Mercedes AMG
2005	F. Alonso (ESP)	Renault	2015	L. Hamilton (GBR)	Mercedes AMG



5. HISTORY BOOK

FACTS & FIGURES

FORMULA ONE CONSTRUCTORS' WORLD CHAMPIONSHIP WINNERS: 1958-2015

Year	Constructor	Year	Constructor
1958	Vanwall	1987	Williams-Honda
1959	Cooper-Climax	1988	McLaren-Honda
1960	Cooper-Climax	1989	McLaren-Honda
1961	Ferrari	1990	McLaren-Honda
1962	BRM	1991	McLaren-Honda
1963	Lotus-Climax	1992	Williams-Renault
1964	Ferrari	1993	Williams-Renault
1965	Lotus-Climax	1994	Williams-Renault
1966	Brabham-Repco	1995	Benetton-Renault
1967	Brabham-Repco	1996	Williams-Renault
1968	Lotus-Ford	1997	Williams-Renault
1969	Matra-Ford	1998	McLaren-Mercedes
1970	Lotus-Ford	1999	Ferrari
1971	Tyrrell-Ford	2000	Ferrari
1972	Lotus-Ford	2001	Ferrari
1973	Lotus-Ford	2002	Ferrari
1974	McLaren-Ford	2003	Ferrari
1975	Ferrari	2004	Ferrari
1976	Ferrari	2005	Renault
1977	Ferrari	2006	Renault
1978	Lotus-Ford	2007	Ferrari
1979	Ferrari	2008	Ferrari
1980	Williams-Ford	2009	Brawn GP
1981	Williams-Ford	2010	Red Bull Racing
1982	Ferrari	2011	Red Bull Racing
1983	Ferrari	2012	Red Bull Racing
1984	McLaren-TAG-Porsche	2013	Red Bull Racing
1985	McLaren-TAG-Porsche	2014	Mercedes AMG
1986	Williams-Honda	2015	Mercedes AMG



DRIVERS' RECORDS – AT THE BEGINNING OF THE 2016 SEASON

F1 TITLES			GP WINS			POINTS		
1	M. Schumacher	7	1	M. Schumacher	91	1	L. Hamilton	1894
2	J. -M. Fangio	5	2	A. Prost	51	2	F. Alonso	1778
3	S. Vettel	4	3	L. Hamilton	43	3	S. Vettel	1688
=	A. Prost	4	4	A. Senna	41	4	M. Schumacher	1462
4	J. Brabham	3	5	S. Vettel	39	5	J. Button	1214
=	J. Stewart	3	6	F. Alonso	32	6	N. Rosberg	1234.5
=	N. Lauda	3	7	N. Mansell	31	7	K. Räikkönen	1048
=	N. Piquet	3	8	J. Stewart	27	8	F. Massa	1081
=	L. Hamilton	3	9	J. Clark	25	9	M. Webber	786.5
5	A. Senna	3	=	N. Lauda	25	10	A. Prost	768.5
			10	J. -M. Fangio	24			

GP STARTS			POLE POSITIONS			FASTEST RACE LAP		
1	R. Barrichello	322	1	M. Schumacher	68	1	M. Schumacher	77
2	M. Schumacher	306	2	A. Senna	65	2	A. Prost	41
3	J. Button	285	3	L. Hamilton	50	3	K. Räikkönen	40
4	R. Patrese	256	4	S. Vettel	45	4	N. Mansell	30
5	J. Trulli	254	5	J. Clark	33	5	J. Clark	28
6	F. Alonso	253	=	A. Prost	33	=	L. Hamilton	28
7	D. Coulthard	247	6	N. Mansell	32	6	M. Häkkinen	25
8	G. Fisichella	230	7	J.M. Fangio	29	7	N. Lauda	24
9	F. Massa	230	8	M. Häkkinen	26	8	N. Piquet	23
10	K. Räikkönen	215	9	N. Lauda	24	=	S. Vettel	23
			=	N. Piquet	24	9	J.M. Fangio	22



TEAM RECORDS – AT THE BEGINNING OF THE 2016 SEASON

F1 TITLE			GP WINS			FASTEST RACE LAP		
1	Ferrari	16	1	Ferrari	222	1	Ferrari	230
2	Williams	9	2	McLaren	182	2	McLaren	152
3	McLaren	8	3	Williams	114	3	Williams	133
4	Lotus (1952)	7	4	Lotus (1952)	81	4	Lotus (1952)	76
5	Red Bull	4	5	Red Bull	50	5	Red Bull	48
6	Brabham	2	6	Mercedes AMG	46	6	Brabham	41
=	Cooper	2	7	Brabham	35	7	Mercedes AMG	38
=	Renault	2	=	Renault	35	8	Benetton	36
=	Mercedes AMG	2	8	Benetton	27	9	Renault	31
			9	Tyrrell	23	10	Tyrrell	20
			10	BRM	17			

GP STARTS			POLE POSITIONS			POINTS		
1	Ferrari	892	1	Ferrari	207	1	Ferrari	5428.5
2	McLaren	781	2	McLaren	155	2	McLaren	5040.5
3	Williams	649	3	Williams	128	3	Williams	3346
4	Lotus (1952)	552	4	Lotus (1952)	107	4	Red Bull	3064.5
5	Tyrrell	430	5	Red Bull	57	5	Lotus (1981)	2517.5
6	Sauber	404	6	Mercedes AMG	54	6	Mercedes AMG	2467.14
7	Brabham	394	7	Renault	51	7	Lotus (1952)	1996
8	Minardi	340	8	Brabham	39	8	Renault	1318
9	Ligier	326	9	Benetton	15	9	Brabham	864
10	Renault	301	10	Tyrrell	14	10	Benetton	851.5



7. SUPPORT RACES

7.1 PORSCHE MOBIL 1 SUPERCUP 2016

The Porsche Mobil 1 Supercup 2016: Talented youngsters and ambitious teams pit themselves against seasoned specialists. The flagship series of Porsche's 20 one-make cups with the Porsche 911 GT3 Cup is regarded as an excellent recommendation for drivers aiming for a career in GT and prototype racing. The 30-minute sprint races are contested just before the Formula 1 Grand Prix. The Porsche Mobil 1 Supercup has run exclusively as support to the Formula 1 races since 1993.

In the 2016 season, Porsche expanded its successful youth development programme in motorsport. Four young drivers will be trained as professional racing drivers in the Porsche one-make race series. While Italian Matteo Cairoli (19) and Germany's Sven Müller (23) continue to receive support for another year, Norwegian Dennis Olsen (19) and Frenchman Mathieu Jaminet (21) are new to the junior squad. Dennis Olsen receives financial backing and comprehensive support in the Porsche Carrera Cup Deutschland. Mathieu Jaminet, Matteo Cairoli and Sven Müller are assisted in their Porsche Mobil 1 Supercup campaign.

"We are pleased to be able to further expand our young driver scheme and to support four talented international youngsters," says Head of Porsche Motorsport Dr. Frank-Steffen Walliser. "The Porsche Carrera Cup Deutschland and the Porsche Mobil 1 Supercup have proved to be excellent training grounds for tomorrow's sports car professionals. A prime example of this is Earl Bamber's career. We supported him as a junior in 2014 and just one year later he scored overall victory at the 24 Hours of Le Mans."

200,000 Euro for a Supercup season

A shoot-out was organised for pilots who have already gained some GT experience in Porsche's one-make series worldwide. Among the nominated candidates from individual countries and regions was Mathieu Jaminet. The young Frenchman, who was put forward by Porsche Carrera Cup France, impressed the jury with his performance both on and off the racetrack. With a grant of 200,000 Euro, he gets the chance to prove himself in the Porsche Mobil 1 Supercup. Jaminet will tackle Porsche's flagship championship alongside the two other Porsche-supported pilots, Cairoli and Müller, who also contest the series run as support to all European Formula 1 rounds.



7. SUPPORT RACES

7.1 PORSCHE MOBIL 1 SUPERCUP 2016

The Car- All drivers compete in identical high-performance Porsche 911 GT3 Cup (Type 991) based on the street version of the light-weight Porsche 911 GT3 RS. While the aerodynamics has been customized for racing operations with the larger rear wing, the 460 HP strong 3.8-litre-Boxer engine is a series production. All GT3 Cup are rolling on identical Michelin racing tyres. Also the fuel is the same for all competitors. Victory or defeat is totally dependent on the skill of the driver, the astuteness of the team – and that touch of elusive race luck.

The Breaks- The newly-developed racing brake system improves the endurance qualities of the 911 GT3 Cup 991. The internally vented and slotted steel brake discs with a 38-centimetre diameter are operated by aluminum six-piston monobloc racing calipers in the front, and four-piston units at the rear. The 911 GT3 Cup is equipped with two independent brake circuits for front and rear axle, as well as an adjustable brake balance system.

Front axle: Aluminum six-piston racing calipers in monobloc design; multi-piece steel brake discs, inner-vented and slotted, 380 mm diameter; racing brake pads, optimised ventilation ducting.

Rear axle: Aluminum four-piston racing callipers in monobloc design; multi-piece steel brake discs, inner-vented and slotted, 380 mm diameter; racing brake pads, optimised ventilation ducting.

The Chassis- In the race department at Weissach, the suspension underwent modifications to ensure higher precision and more stability at high speeds. Compared to its predecessor, the wheelbase grew by 100 millimeters, improving handling at the limit. Porsche Motorsport redesigned the single-piece 18 inch race rims with central locking. The width of the Michelin racing slicks at the front axle grew by two centimeters to now measure 27 cm, and at the rear axle by one cm to 31 cm.

Front axle: McPherson suspension strut, adjustable in height, camber and track; forged strut with optimised stiffness, two-shear connection, heavy duty spherical bearings; wheel hub with center lock; racing shock absorbers; forged supporting mounts; adjustable double-blade type anti-roll bar; power steering with electro-hydraulic pressure feed.

Rear axle: Multilink suspension, adjustable in height, camber and track; forged strut with optimised stiffness, two-shear connection, heavy duty spherical bearings; wheel hub with center lock; non-adjustable racing shock absorbers; forged supporting mounts; adjustable double-blade type anti-roll bar.

The Powertrain- Powering the Porsche 911 GT3 Cup is a 3.8-litre, six-cylinder boxer engine. Thanks to the weight-optimised modular race exhaust system, the vehicle generates 460 hp (338 kW) at 7,500 revs per minute, ten horsepower more than its predecessor. Power is delivered to the rear axle via a race clutch and a Porsche Motorsport designed six-speed dog-type gearbox with a mechanical limited slip differential. Gear shifting is performed with paddle shifts on the steering wheel.



7. SUPPORT RACES

7.1 PORSCHE MOBIL 1 SUPERCUP 2016 - Continued

The Safety- Engineers gave the further improvement of driver safety high priority again in the development of the new Cup vehicle. Drivers are protected by a redesigned safety cage and race seat, specially moulded around the head and shoulders and individually adjustable with the help of a padding system. A rescue hatch in the roof provides easy access for primary medical attention and for the extrication of the driver. As with the road-legal car, the body of the new 911 GT3 Cup combines highest rigidity with low weight thanks to its smart aluminum-steel composite construction. The latest 911 GT3 Cup weighs in at just 1,175 kilograms.

CALENDAR

- The Porsche Mobil 1 Supercup season starts in May and ends in October
- Nine Races – each of them taking place during the Formula One™ weekend

12 – 14 May	Barcelona	Spain
25 – 28 May	Monte Carlo	Monaco
30 June – 2 July	Spielberg	Austria
07 – 09 July	Silverstone	Great Britain
21 – 23 July	Budapest	Hungary
28 – 30 July	Hockenheim	Germany
25 – 27 Aug	SPA-Francorchamps	Belgium
01 – 03 Sept	Monza	Italy
20 – 22 Oct	Austin	USA

WEEKEND FORMAT & POINTS

A race weekend features one **45 minute practice session** and one **30 minute qualifying session**, followed by one race. (14 laps + 1 formation lap in Hockenheim)

The **top 15 drivers** score points in the race (20, 18, 16, 14, 12, 10, 9, 8, 7, 6, 5, 4, 3, 2, 1).



7. SUPPORT RACES

7.2 SEASON OVERVIEW

Constructors - Championship

Pos	Teams	Spain	Monaco	Austria	Great Britain	Hungary	Germany	Belgium	Italy	Points
1	LechnerMSG Racing Team	30	24	29	29	36	28	30	34	239
2	Fach Auto Tech	27	27	12	19	21	27	14	29	188
3	Martinet by Almeras	16	22	32	24	4	17	25	17	155
4	Lechner Racing Middle East	18	12	26	16	22	20	7	18	138
5	FÖRCH Racing by Lukas Motorsport	13	13	8	15	24	16	10	14	112
6	MRS GT-Racing	5	12	9	10	17	15	23	7	99
7	MOMO-Megatron Team Partrax	20	21	6	10	5	11	11	0	84
8	FÖRCH Racing	3	4	2	-	2	1	9	3	26
9	MRS Cup-Racing	3	-	1	-	4	0	4	10	23

Drivers - Championship

Pos	No	Drivers	Spain	Monaco	Austria	Great Britain	Hungary	Germany	Belgium	Italy	Points
1	2	Sven Müller	18	5	20	20	20	18	18	16	135
2	7	Matteo Cairoli	20	20	Excl	16	9	20	14	20	133
3	22	Mathieu Jaminet	16	14	18	18	DNF	8	20	12	106
4	1	Michael Ammermüller	12	18	9	9	16	10	12	18	103
5	5	Robert Lukas	9	9	DNF	14	18	14	10	14	88
6	19	Jeffrey Schmidt	10	10	16	12	14	16	DNF	10	88
7	14	Christian Engelhart	DNF	12	5	10	DNF	12	16	0	54
8	6	Philipp Frommenwiler	7	6	12	3	12	7	DNF	9	54
9	20	Zaid Ashkanani	8	-	7	5	6	3	9	8	45
10	18	Steven Palette	0	8	14	6	3	9	2	4	44
11	14	Ben Barker	14	16	6	8	DNF	DNF	DNF	DNF	43
12	8	Ryan Cullen	3	4	10	4	8	4	6	0	38
13	15	Roar Lindland	0	3	3	0	7	1	7	7	28
14	20	Dylan Pereira	5	2	0	0	4	5	5	0	21



7. SUPPORT RACES

7.2 MASTER'S HISTORIC RACING 2016

SERIES BACKGROUND

Catering for 3-liter engined Formula 1 cars from 1966 through to 1985, Masters USA takes us back to an era in which Cosworth DFV power and a creative car designer could win races, long before wind tunnels and energy drinks were created!

Masters USA brings together famous constructor names such as Ferrari, Williams, McLaren and Lotus as well as the likes of Shadow, Tyrrell and Amon who all played a part in the history of Formula One. With two races per weekend with an aggregate result with classes based on age of car, the season is sure to be full of action and variety. All races run from a rolling start.

Masters USA is an emotive category in which cars must run in their period livery, delivering a superb spectacle of sight and sound, then as now. Masters USA has five North American vintage events in the schedule for 2016.

CLASSES

Jackie Stewart Class Formula One Cars Built & Raced Prior to 31/12/1972
Emerson Fittipaldi Class Post-1972, Non-Ground Effect Formula One Cars
Patrick Head Class Post-1972, Ground Effect Formula One Cars
Niki Lauda Class Post-1972, Flat Bottomed Formula One Cars

CALENDAR

22 – 24 Apr	The Classics Motorsports Mitty	Road Atlanta, USA
15 – 17 Jul	The Weathertech International Challenge	Road America, USA
19 – 21 Aug	Rolex Motorsports Reunion	Mazda Raceway Laguna Beach Seca, USA
21 – 23 Oct	Support Race to Formula One United States Grand Prix	Circuit of the Americas, USA
28 – 30 Oct	Support Race to Formula One Gran Premio De Mexico	Autodromo Hermanos Rodriguez, Mexico

