



F1
Formula 1[®]

FORMULA 1

GRAN PREMIO DE ESPAÑA PIRELLI 2016
CATALUNYA
13-14-15 MAY

formulaone[™]media

OFFICIAL MEDIA KIT



FORMULA 1

GRAN PREMIO DE ESPAÑA PIRELLI 2016
CATALUNYA
13-14-15 MAY



2016 FIA Formula One™ World Championship

FORMULA 1 GRAN PREMIO DE ESPAÑA PIRELLI 2016

13 - 15 May 2016

Circuit de Barcelona-Catalunya
Mas "La Moreneta"
Apartat de correus, 27
08160 Montmeló
Barcelona - Spain
Tel. (+34) 935 719 709
Fax (+34) 935 719 772

media@circuitcat.com
www.circuitcat.com

formulaone™media
OFFICIAL MEDIA KIT



TABLE OF CONTENTS

Time Schedule FORMULA 1 GRAN PREMIO DE ESPAÑA PIRELLI 2016

Welcome to Circuit de Barcelona-Catalunya

The Circuit de Barcelona-Catalunya in detail

Recommendations to get to Circuit de Barcelona-Catalunya

Media Centre Operation

Formula One Press Conference Schedule

2011/2015 Spanish Grand Prix results

Media Contacts

FORMULA 1 GRAN PREMIO DE ESPAÑA PIRELLI 2016 Officials

2016 Circuit de Barcelona-Catalunya Race Calendar

2016 FIA Formula One World Championship™ Calendar

2016 FIA Formula One World Championship™ Entry list

2016 FIA Formula One World Championship™ Classification

Drivers and Teams Statistics

2016 FIA Formula One World Championship™: Australia, Bahrain, China and Russia

Appendix

The Formula One Spanish Grand Prix 1913-2015

Circuit general map, grandstands and giant screens

Red Zones map



TIME SCHEDULE

THURSDAY, 12th May

| | | |
|----------------------|----------------------------------|--|
| 13.00 | Gates and Ticket Offices Opening | |
| 16.10 - 19.00 | Formula One | Pit Lane Walk (with 3-day or Sunday ticket) |

FRIDAY, 13th May

| | | |
|----------------------|----------------------------------|-----------------------------|
| 08.00 | Gates and Ticket Offices Opening | |
| 10.00 - 11.30 | Formula One | 1st Practice Session |
| 12.00 - 12.45 | GP2 Series | Practice Session |
| 14.00 - 15.30 | Formula One | 2nd Practice Session |
| 15.55 - 16.25 | GP2 Series | Qualifying Session |
| 16.45 - 17.30 | Porsche Mobil 1 Supercup | Practice Session |
| 17.50 - 18.35 | GP3 Series | Practice Session |
| 19.00 - 20.00 | | Karting Exhibition |

SATURDAY, 14th May

| | | |
|----------------------|----------------------------------|-----------------------------|
| 08.00 | Gates and Ticket Offices Opening | |
| 09.45 - 10.15 | GP3 Series | Qualifying Session |
| 11.00 - 12.00 | Formula One | 3rd Practice Session |
| 12.25 - 12.55 | Porsche Mobil 1 Supercup | Qualifying Session |
| 14.00 - 15.00 | Formula One | Qualifying Session |
| 15.40 | GP2 Series | 1st Race - 37 laps or 60' |
| 17.20 | GP3 Series | 1st Race - 22 laps or 40' |

SUNDAY, 15th May

| | | |
|----------------------|----------------------------------|-------------------------------------|
| 07.00 | Gates and Ticket Offices Opening | |
| 09.15 | GP3 Series | 2nd Race - 17 laps or 30' |
| 10.25 | GP2 Series | 2nd Race - 26 laps or 45' |
| 11.35 | Porsche Mobil 1 Supercup | Race - 14 laps or 30' |
| 12.30 | Formula One | Drivers Track Parade |
| 12.45 - 13.15 | Formula One | Starting Grid Presentation |
| 13.46 | Formula One | Anthems |
| 14.00 | Formula One | GRAND PRIX - 66 laps or 120' |

This schedule is subject to changes



FORMULA 1

GRAN PREMIO DE ESPAÑA PIRELLI 2016
CATALUNYA
13-14-15 MAY



WELCOME TO CIRCUIT DE BARCELONA-CATALUNYA

Circuit de Barcelona-Catalunya receives the Formula One World Championship from 13 to 15 May. This edition of the FORMULA 1 GRAN PREMIO DE ESPAÑA PIRELLI 2016 will be the 26th consecutive Grand Prix staged at the facilities of the Circuit, a milestone that not many circuits included in the World Championship have been able to achieve. Moreover, the Catalan racetrack strengthens its condition as a consolidated circuit, as it is the only venue of a Grand Prix that has been host to preseason tests as well, thus showing the trust placed by both the teams and the drivers of the premier class in the facilities.

After 16 years of absence of Formula 1[®] in Catalonia, Circuit de Barcelona-Catalunya became a reality in 1991, taking over the staging of the races that had been held in Montjuïc. The first Formula 1[®] Grand Prix was staged on 29 September 1991, only 19 days after the inauguration of the facilities, with Nigel Mansell as the winner of the race, joined by Alain Prost and Riccardo Patrese on the podium. Along these years, there have been fifteen different winners at the Circuit, eleven of which are World Champions: Nigel Mansell, Alain Prost, Damon Hill, Michael Schumacher, Jacques Villeneuve, Mika Häkkinen, Kimi Räikkönen, Fernando Alonso, Felipe Massa, Jenson Button, Mark Webber, Sebastian Vettel, Pastor Maldonado, Lewis Hamilton and Nico Rosberg.

As regards the sporting aspect, Circuit de Barcelona-Catalunya will be hosting the fifth round of the FIA Formula One World Championship™, after the races in Australia, Bahrain, China and Russia, which gave us thrilling races filled with surprises. The most evident is on the top of the Championship classification: Nico Rosberg stripped Lewis Hamilton from his favourite throne. The reigning World Champion will have to give it all in his private fight to recover the points that separate him from his team-mate. Behind them, there is a lethal combination of World Champions. The Ferrari machines driven by Sebastian Vettel and Kimi Räikkönen are threatened by the Australian Red Bull driver, Daniel Ricciardo. There are also major changes in the grid compared to last season. There is a new team, Haas F1 Team, that threatens the more consolidated squads with Romain Grosjean and Esteban Gutiérrez, who is back in the World Championship as official driver. Renault is also back with Kevin Magnussen, who is already known in the class, and rookie driver Jolyon Palmer. The group of rookie drivers is completed by Pascal Wehrlein and Rio Haryanto, the drivers of Manor Racing.

In addition to the FORMULA 1 GRAN PREMIO DE ESPAÑA PIRELLI 2016, there will also be the opening rounds of the Porsche Mobile 1 Supercup, the GP2 Series and the GP3 Series at the Circuit. A highlight in the GP3 Series is the participation of Àlex Palou, who is member of the Young Driver Programme of Circuit de Barcelona-Catalunya. The Catalan driver is starting his second participation with the Campos Racing team.

Circuit de Barcelona-Catalunya
Mas "La Moreneta"
Apartat de correus, 27
08160 Montmeló
Barcelona – Spain
Tel. (+34) 935 719 709
Fax (+34) 935 719 772

media@circuitcat.com
www.circuitcat.com

formulaone™media
OFFICIAL MEDIA KIT



An unforgettable experience at Circuit de Barcelona-Catalunya

All fans attending the FORMULA 1 GRAN PREMIO DE ESPAÑA PIRELLI 2016 will have the chance to enjoy an unforgettable experience, watching the F1 show live in benchmark facilities with high quality services. The comfort of the spectator areas, the catering offer, the excellent communications to get to Circuit de Barcelona-Catalunya, the hotel accommodation capacity in the region and the city of Barcelona – only 35 km away from the Circuit – as a worldwide first class tourist destination, turn the FORMULA 1 GRAN PREMIO DE ESPAÑA PIRELLI 2016 into one of the most attractive Grands Prix in the calendar of the F1® World Championship.

Spectators can choose from a competitive ticket offer, going from the general admittance area to 14 different grandstands, three of which can be bought per days (C, E and N), and are located in the most interesting sections of the track. The tickets for the event, the Circuit Member or Circuit Official card or the Hospitality Pass, offer different advantages to enjoy the city of Barcelona and its surroundings after the day at the Grand Prix as well, such as the Camp Nou Experience, the National Art Museum of Catalonia or the Barcelona Bus Turístic.

For another year, fans will have a lot to enjoy with everything Circuit de Barcelona-Catalunya has prepared for them. The start of the Grand Prix weekend will be marked by the traditional pit lane walkabout on Thursday from 16.10 to 19.00h, during which the drivers will be coming out of their garages to sign autographs for all spectators gathering on the pit lane. On Sunday, after the GP, spectators will have the chance to watch the podium and the celebration up close with the *Open Track* that will provide access to the track from the spectator areas for the third year in a row.

This 26th edition of the Grand Prix includes many novelties for the public. Dance, music and urban culture will be present through Hipstory, a leisure and educational show that explains the history of this musical genre, and through Kapi, a graffiti artist who will make live demonstrations and invite the public to form part of a huge piece of graffiti. Brincadeira will provide for the exotic touch with their *batucada* show. A stage located in four public areas will make it possible for these shows to rotate all along the circuit. In order to pay tribute to the local culture, there will also be a group of *castellers* (human towers) showing their abilities, as well as the music group “The bróquil is over”. The gastronomic offer at the FORMULA 1 GRAN PREMIO DE ESPAÑA PIRELLI 2016 is going to be increased with Tapas GP, a space located next to Grandstand I, that will allow attendants to enjoy the Mediterranean in a unique atmosphere with the best culinary specialities. The weekend programme will be completed by a karting exhibition by the children taking part in the Open RACC series, who will be counting on the support of some of the Formula 1® drivers on Friday at 19h in the Stadium area of the Circuit, and a walking race on the track on Saturday at 19h.

NOTE: The complete version of the Media Kit is available on the FIA website (www.fia.com)



CIRCUIT DE BARCELONA-CATALUNYA IN DETAIL

Name: Circuit de Barcelona-Catalunya
Address: Mas La Moreneta
P.O. Box 27
08160 Montmeló (Barcelona-Spain)
Tel. +34 93 571 97 00
Fax +34 93 572 97 72
<http://www.circuitcat.com>
Radio: Ràdio Circuit 103.2 FM (Catalan/Spanish)
97.7 FM (English/French)

President: Vicenç Aguilera

General Manager: Joan Fontserè

History: Works began: 24th February 1989 (First Stone)
Official opening: 10th September 1991
1st official competition: 15-09-1991 CET
1st Formula 1[®] GP: 29-09-1991 Spanish GP
1st Motorcycling GP: 31-05-1992 European GP

Sport events organisation: Circuit de Barcelona-Catalunya (Sports Department) and
RACC (Royal Automobile Club of Catalonia)

Technical features of the GP track: Length of track: 4.655 metres
Length of main straight: 1.047 metres
Minimum width of track: 11 metres
Width of main straight: 12 metres
Number of Bends: 16
Bends to the right: 9
Bends to the left: 7

Record: Ahead as the race track with the major number of spectators in an F1[®] race in 2007.



Sport Records F1

Pole Mark Webber (Red Bull) 1:19.995 – Spanish GP 10

Fastest Lap Kimi Räikkönen (Ferrari) 1:21.670 – Spanish GP 08

Location:

The Circuit de Barcelona-Catalunya forms part of the elite of the world circuits and every year receives the great motor sports event: the FORMULA 1 GRAN PREMIO DE ESPAÑA PIRELLI 2016. Thanks to its privileged location, it is also able to offer a multitude of options as a great tourist attraction.

The Circuit is alongside the AP7 motorway, which connects France with Catalonia, Madrid and Zaragoza, and closer to the airports at Girona (60 km) and Barcelona (35 km), that connect the Circuit with the whole world.

Just 30 minutes from Barcelona, on your stay, you can visit the city and admire its fantastic architecture: the Sagrada Família Cathedral, the Gothic Quarter, the Rambles... The city of Barcelona is one of the main European cities and today one of the axes of the Mediterranean economy and the South of Europe.

The beaches of the Maresme, Costa Brava, Costa Daurada, Costa de Garraf, the Roman remains of Tarragona or the Pyrenees are other of the options available to visit.

Catalonia is a leading tourist destination which offers many attractions for any kind of visit: cultural, resting, nature, family, business... A great welcoming capacity and excellent facilities turn it into one of the leading tourist regions of Europe.

With over 24 million tourists a year, Catalonia is the leading tourist destination in Spain.



RECOMMENDATIONS FOR HELPING TO MAKE THE ORGANISATIONAL SIDE A SUCCESS

The finest organisational work on the sports side must go hand in hand with a suitable welcome for the enthusiasts, from the time they spend on the road to when they take up positions at the Circuit, and good arrangements for the media and clients of the various hospitality areas. Getting everyone into and out of last year's Formula One Grand Prix was handled very successfully. This year Circuit de Barcelona-Catalunya will be ready again to take on the challenge of achieving maximum fluidity in the access points. The basic recommendations are these:

> Use public transport

In addition to studying various options with Catalonia's police force (Mossos d'Esquadra) for getting to and leaving the Circuit in such a way as to keep traffic problems down to a minimum, the Circuit will be continuing to offer options for getting to Montmeló by public transport:

- The **Sagalés coach company** will be making it possible to get to the GP by coach from Barcelona. The bus stop is located in the Barcelona North Bus Station, platforms 25, 26 and 27, and arrives at the Eastern Area of the Circuit. Tickets cost 12 euros and reservations can be made from the Sagalés company (www.sagales.com - tel. 902 13 00 14).

-The **Spanish railway company Renfe** will be reinforcing its line-2 regional-train service from Barcelona by putting extra places to facilitate getting to the F1® Grand Prix. Renfe will be putting on special trains linking Barcelona and Montmeló. Once at Montmeló, there are three ways of getting to Circuit de Barcelona-Catalunya: using a special shuttle service, by taxi or going on foot, which takes about 30 minutes (www.renfe.es).

> Taking advantage of the areas set aside for private vehicles

Recommended exits from the AP7 motorway and the C17 main road are shown for getting to the Media Car Park, as well as for getting to the other car parks at the surroundings of the Circuit.

> Follow instructions from the police and the organisation staff

Take note of the information posters put up outside and inside the Circuit de Barcelona-Catalunya. For security reasons, no cans, bottles, fireworks or any other potentially dangerous objects may be brought into the Circuit.



FORMULA 1

GRAN PREMIO DE ESPAÑA PIRELLI 2016
CATALUNYA
13-14-15 MAY



Information for media

Circuit de Barcelona-Catalunya
Mas "La Moreneta"
Apartat de correus, 27
08160 Montmeló
Barcelona – Spain
Tel. (+34) 935 719 709
Fax (+34) 935 719 772

media@circuitcat.com
www.circuitcat.com

formulaone[™]media
OFFICIAL MEDIA KIT



MEDIA CENTRE OPERATION

| | Accreditation Centre | Press Room |
|-----------------|----------------------|---------------------------------------|
| Thursday | 8.00 h - 18.00 h | 9.00 h - 22.00 h |
| Friday | 8.00 h - 16.00 h | 7.00 h - 23.00 h |
| Saturday | 8.00 h - 12.00 h | 7.00 h - 23.00 h |
| Sunday | 8.00 h - 12.00 h | 7.00 h – until last journalist leaves |

Journalists and photographers will be all working at the Press Room, located in the paddock, on the first floor of the pit garages building.

Welcome Desk

At the Welcome Desk, journalists and photographers can ask for:

- Seat in the Press Room
- Internet connection (15 Euros/day)
- Private telephone lines
- Locker
- Official Media Kit

FIA permanent pass holders must sign the attendance list and can also pick up their car park sticker for the Monaco Grand Prix. Also at the Welcome Desk, the national and international photographers will have to pick up their tabard and the *Photographers' Bulletin*.

Telecom Desk

The Telecom Desk offers to all media representatives a free of charge service for using telephones, fax machines and computers with Internet connection and the possibility to print in the Press Room.

Media Car Park Shuttle Service

A shuttle service will be available to ease the journalists and photographers' transfers from the Media Car Park to the Media Centre and vice versa. The starting point is next to the Control Tower.



Photobus service for photographers around the service track

A photobus service will be available to ease the photographers' transfers around the service track. The starting point is next to the Control Tower and the timetable will be as follows:

Practice sessions/ Qualifying session

First departure 60' before the start of the session.
Last departure 40' before the start of the session.
Pick up 5'/10' after the chequered flag (several trips over at least half an hour)

Race

First departure 90' before the starting time of the race.
Last departure 75' before the start of the race
No pick up.

Other services in the Press Room:

- Catering service will be offered to all the media representatives in the Press Room.
- Free of charge camera repair service will be available in the Press Room for all the photographers accredited.

It must be outlined that all radio and/or television broadcasts from the Press Room are prohibited, unless specific authorisation has been obtained from the FIA F1 Head of Communications.



FORMULA ONE PRESS CONFERENCE SCHEDULE

Thursday- 15:00h- Press Conference Room

A maximum of six drivers chosen by the FIA F1 Head of Communications.

Friday- 16:00h- Press Conference Room

Six team personalities chosen by the FIA F1 Head of Communications.

Saturday- After the qualifying- Press Conference Room

TV interview with top three drivers of the qualifying session.

Post-Qualifying Press Conference with top three drivers of the qualifying session.

Sunday- After the race- Press Conference Room

TV interview with top three finishing drivers.

Post Race Press Conference with top three finishing drivers.

ADDITIONAL MEDIA OPPORTUNITIES

- **Qualifying:** All drivers eliminated in Q1 or Q2 will be available for media interviews immediately after the end of each session, as will drivers who participated in Q3, but who are not required for the post-qualifying press conference, at the "TV Interview Area", located at the back of the FIA garage, paddock side.
- **Race:** Any driver retiring before the end of the race will be available for media interviews after his return to the paddock. In addition, all drivers who finish the race outside the top three will be available for media interviews immediately after the end of the race, at each team's individual garage/hospitality or at the "TV Interview Area".
- **During the race** every team will make at least one senior spokesperson available for interviews by officially accredited TV crews. A list of those nominated will be available in the media centre.



2011 - 2015 SPANISH GRAND PRIX

FORMULA 1 GRAN PREMIO DE ESPAÑA SANTANDER 2011

| Starting Grid | | | | | |
|---------------|----------------|------------------------------|----------|----------|----------|
| Pos. | Driver | Team | Q1 | Q2 | Q3 |
| 1 | M. Webber | Red Bull Racing | 1:23.619 | 1:21.773 | 1:20.981 |
| 2 | S. Vettel | Red Bull Racing | 1:24.142 | 1:21.540 | 1:21.181 |
| 3 | L. Hamilton | Vodafone McLaren Mercedes | 1:24.370 | 1:22.148 | 1:21.961 |
| 4 | F. Alonso | Scuderia Ferrari Marlboro | 1:23.485 | 1:22.813 | 1:21.964 |
| 5 | J. Button | Vodafone McLaren Mercedes | 1:24.428 | 1:22.050 | 1:21.996 |
| 6 | V. Petrov | Lotus Renault GP | 1:23.069 | 1:22.948 | 1:22.471 |
| 7 | N. Rosberg | Mercedes GP Petronas F1 Team | 1:23.507 | 1:22.569 | 1:22.599 |
| 8 | F. Massa | Scuderia Ferrari Marlboro | 1:23.506 | 1:23.026 | 1:22.888 |
| 9 | P. Maldonado | AT&T Williams | 1:23.406 | 1:22.854 | 1:22.952 |
| 10 | M. Schumacher | Mercedes GP Petronas F1 Team | 1:22.960 | 1:22.671 | DNS |
| 11 | S. Buemi | Scuderia Toro Rosso | 1:23.962 | 1:23.231 | - |
| 12 | S. Pérez | Sauber F1 Team | 1:24.209 | 1:23.367 | - |
| 13 | J. Alguersuari | Scuderia Toro Rosso | 1:24.049 | 1:23.694 | - |
| 14 | K. Kobayashi | Sauber F1 Team | 1:23.656 | 1:23.702 | - |
| 15 | H. Kovalainen | Team Lotus | 1:25.874 | 1:25.403 | - |
| 16 | P. di Resta | Force India F1 Team | 1:24.332 | 1:26.126 | - |
| 17 | A.Sutil | Force India F1 Team | 1:24.648 | 1:26.571 | - |
| 18 | J. Trulli | Team Lotus | 1:26.521 | - | - |
| 19 | R. Barrichello | AT&T Williams | 1:26.910 | - | - |
| 20 | T. Glock | Marussia Virgin Racing | 1:27.315 | - | - |
| 21 | V. Liuzzi | HRT F1 Team | 1:27.809 | - | - |
| 22 | N. Karthikeyan | HRT F1 Team | 1:27.908 | - | - |
| 23 | J. d'Ambrosio | Marussia Virgin Racing | 1:28.556 | - | - |

| Race Classification | | | |
|---------------------|----------------|------------------------------|-----------------------------------|
| Pos. | Driver | Team | Time |
| 1 | S. Vettel | Red Bull Racing | 1:39:03.301 |
| 2 | L. Hamilton | Vodafone McLaren Mercedes | 1:39:03.931 |
| 3 | J. Button | Vodafone McLaren Mercedes | 1:39:38.998 |
| 4 | M. Webber | Red Bull Racing | 1:39:51.267 |
| 5 | F. Alonso | Scuderia Ferrari Marlboro | 1:39:13.856- 1 lap |
| 6 | M. Schumacher | Mercedes GP Petronas F1 Team | 1:39:31.695- 1 lap |
| 7 | N. Rosberg | Mercedes GP Petronas F1 Team | 1:39:32.570- 1 lap |
| 8 | N. Heidfeld | Lotus Renault GP | 1:39:33.015- 1 lap |
| 9 | S. Pérez | Sauber F1 Team | 1:39:53.605- 1 lap |
| 10 | K. Kobayashi | Sauber F1 Team | 1:39:58.323- 1 lap |
| 11 | V. Petrov | Lotus Renault GP | 1:40:11.150- 1 lap |
| 12 | P. di Resta | Force India F1 Team | 1:40:17.511- 1 lap |
| 13 | A.Sutil | Force India F1 Team | 1:40:23.337- 1 lap |
| 14 | S. Buemi | Scuderia Toro Rosso | 1:40:29.839- 1 lap |
| 15 | P. Maldonado | AT&T Williams | 1:40:30.081- 1 lap |
| 16 | J. Alguersuari | Scuderia Toro Rosso | 1:39:13.809- 2 laps |
| 17 | R. Barrichello | AT&T Williams | 1:39:15.964- 2 laps |
| 18 | J. Trulli | Team Lotus | 1:40:11.203- 2 laps |
| 19 | T. Glock | Marussia Virgin Racing | 1:40:27.140- 3 laps |
| 20 | J. d'Ambrosio | Marussia Virgin Racing | 1:39:18.879- 4 laps |
| 21 | N. Karthikeyan | HRT F1 Team | 1:39:10.631- 5 laps |
| Fastest lap: | | L. Hamilton McLaren | 1:26.727 on lap 52 (193.227 km/h) |

Not classified: F. Massa; H. Kovalainen; V. Liuzzi

Circuit de Barcelona-Catalunya
 Mas "La Moreneta"
 Apartat de correus, 27
 08160 Montmeló
 Barcelona - Spain
 Tel. (+34) 935 719 709
 Fax (+34) 935 719 772

media@circuitcat.com
 www.circuitcat.com



FORMULA 1 GRAN PREMIO DE ESPAÑA SANTANDER 2012

| Starting Grid | | | | | |
|---------------|----------------|-------------------------------|----------|----------|----------|
| Pos. | Driver | Team | Q1 | Q2 | Q3 |
| 1 | L. Hamilton* | Vodafone McLaren Mercedes | 1:22.583 | 1:22.465 | 1:21.707 |
| 2 | P. Maldonado | Williams F1 Team | 1:23.380 | 1:22.105 | 1:22.285 |
| 3 | F. Alonso | Scuderia Ferrari | 1:23.276 | 1:22.862 | 1:22.302 |
| 4 | R. Grosjean | Lotus F1 Team | 1:23.248 | 1:22.667 | 1:22.424 |
| 5 | K. Raikkonen | Lotus F1 Team | 1:23.406 | 1:22.856 | 1:22.487 |
| 6 | S. Pérez | Sauber F1 Team | 1:24.261 | 1:22.773 | 1:22.533 |
| 7 | N. Rosberg | Mercedes AMG Petronas F1 Team | 1:23.370 | 1:22.882 | 1:23.005 |
| 8 | S. Vettel | Red Bull Racing | 1:23.850 | 1:22.884 | DNF |
| 9 | M. Schumacher | Mercedes AMG Petronas F1 Team | 1:23.757 | 1:22.904 | DNS |
| 10 | K. Kobayashi | Sauber F1 Team | 1:23.386 | 1:22.897 | - |
| 11 | J. Button | Vodafone McLaren Mercedes | 1:23.510 | 1:22.944 | - |
| 12 | M. Webber | Red Bull Racing | 1:23.592 | 1:22.977 | - |
| 13 | P. di Resta | Sahara Force India F1 Team | 1:23.852 | 1:23.125 | - |
| 14 | N. Hulkenberg | Sahara Force India F1 Team | 1:23.720 | 1:23.177 | - |
| 15 | J. Vergne | Scuderia Toro Rosso | 1:24.362 | 1:23.265 | - |
| 16 | D. Ricciardo | Scuderia Toro Rosso | 1:23.906 | 1:23.442 | - |
| 17 | F. Massa | Scuderia Ferrari | 1:23.886 | 1:23.444 | - |
| 18 | B. Senna | Williams F1 Team | 1:24.981 | - | - |
| 19 | V. Petrov | Caterham F1 Team | 1:25.277 | - | - |
| 20 | H. Kovalainen | Caterham F1 Team | 1:25.507 | - | - |
| 21 | C. Pic | Marussia F1 Team | 1:26.582 | - | - |
| 22 | T. Glock | Marussia F1 Team | 1:27.032 | - | - |
| 23 | P. de la Rosa | HRT F1 Team | 1:27.555 | - | - |
| 24 | N. Karthikeyan | HRT F1 Team | 1:31.122 | - | - |

* Failed to provide a compulsory fuel sample to the stewards of the meeting and demoted to the back of the grid

| Race Classification | | | |
|---------------------|---------------|--|---------------------|
| Pos. | Driver | Team | Time |
| 1 | P. Maldonado | Williams F1 Team | 1:39:09.145 |
| 2 | F. Alonso | Scuderia Ferrari | 1:39:12.340 |
| 3 | K. Raikkonen | Lotus F1 Team | 1:39:13.029 |
| 4 | R. Grosjean | Lotus F1 Team | 1:39:23.944 |
| 5 | K. Kobayashi | Sauber F1 Team | 1:40:13.786 |
| 6 | S. Vettel | Red Bull Racing | 1:40:16.721 |
| 7 | N. Rosberg | Mercedes AMG Petronas F1 Team | 1:40:27.064 |
| 8 | L. Hamilton | Vodafone McLaren Mercedes | 1:40:27.285 |
| 9 | J. Button | Vodafone McLaren Mercedes | 1:40:34.391- 1 lap |
| 10 | N. Hulkenberg | Sahara Force India F1 Team | 1:39:09.709- 1 lap |
| 11 | M. Webber | Red Bull Racing | 1:39:09.928- 1 lap |
| 12 | J. Vergne | Scuderia Toro Rosso | 1:39:16.101- 1 lap |
| 13 | D. Ricciardo | Scuderia Toro Rosso | 1:39:20.967- 1 lap |
| 14 | P. di Resta | Sahara Force India F1 Team | 1:39:25.660- 1 lap |
| 15 | F. Massa | Scuderia Ferrari | 1:39:27.047- 1 lap |
| 16 | H. Kovalainen | Caterham F1 Team | 1:39:51.054- 1 lap |
| 17 | V. Petrov | Caterham F1 Team | 1:40:06.205- 1 lap |
| 18 | T. Glock | Marussia F1 Team | 1:39:23.541- 2 laps |
| 19 | P. de la Rosa | HRT F1 Team | 1:39:46.180- 3 laps |
| Fastest lap: | | R. Grosjean Lotus F1 Team 1:26.250 on lap 53 | (194.295 km/h) |

Not classified: S. Pérez ; C. Pic; N. Karthikeyan; B. Senna; M. Schumacher

Circuit de Barcelona-Catalunya

Mas "La Moreneta"
Apartat de correus, 27
08160 Montmeló
Barcelona - Spain
Tel. (+34) 935 719 709
Fax (+34) 935 719 772

media@circuitcat.com
www.circuitcat.com



FORMULA 1 GRAN PREMIO DE ESPAÑA 2013

| Starting Grid | | | | | |
|---------------|------------------|-------------------------------|----------|----------|----------|
| Pos. | Driver | Team | Q1 | Q2 | Q3 |
| 1 | N. Rosberg | Mercedes AMG Petronas F1 Team | 1:21.913 | 1:21.776 | 1:20.718 |
| 2 | L. Hamilton | Mercedes AMG Petronas F1 Team | 1:21.728 | 1:21.001 | 1:20.972 |
| 3 | S. Vettel | Infiniti Red Bull Racing | 1:22.158 | 1:21.602 | 1:21.054 |
| 4 | K. Raikkonen | Lotus F1 Team | 1:22.210 | 1:21.676 | 1:21.177 |
| 5 | F. Alonso | Scuderia Ferrari | 1:22.264 | 1:21.646 | 1:21.218 |
| 6 | F. Massa | Scuderia Ferrari | 1:22.492 | 1:21.978 | 1:21.219 |
| 7 | R. Grosjean | Lotus F1 Team | 1:22.613 | 1:21.998 | 1:21.308 |
| 8 | M. Webber | Infiniti Red Bull Racing | 1:22.342 | 1:21.718 | 1:21.570 |
| 9 | S. Perez | Vodafone McLaren Mercedes | 1:23.116 | 1:21.790 | 1:22.069 |
| 10 | P. di Resta | Sahara Force India | 1:22.663 | 1:22.019 | 1:22.233 |
| 11 | D. Ricciardo | Scuderia Toro Rosso | 1:22.905 | 1:22.127 | - |
| 12 | J. Vergne | Scuderia Toro Rosso | 1:22.775 | 1:22.166 | - |
| 13 | A. Sutil | Sahara Force India F1 Team | 1:22.952 | 1:22.346 | - |
| 14 | J. Button | Vodafone McLaren Mercedes | 1:23.166 | 1:22.355 | - |
| 15 | N. Hulkenberg | Sauber F1 Team | 1:23.058 | 1:22.389 | - |
| 16 | E. Gutierrez | Sauber F1 Team | 1:23.218 | 1:22.793 | - |
| 17 | V. Bottas | Williams F1 Team | 1:23.260 | - | - |
| 18 | P. Maldonado | Williams F1 Team | 1:23.318 | - | - |
| 19 | G. van der Garde | Caterham F1 Team | 1:24.661 | - | - |
| 20 | J. Bianchi | Marussia F1 Team | 1:24.713 | - | - |
| 21 | M. Chilton | Marussia F1 Team | 1:24.996 | - | - |
| 22 | C. Pic | Caterham F1 Team | 1:25.070 | - | - |

| Race Classification | | | |
|---------------------|---------------|-------------------------------|-----------------------------------|
| Pos. | Driver | Team | Time |
| 1 | F. Alonso | Scuderia Ferrari | 1:39:16.596 |
| 2 | K. Raikkonen | Lotus F1 Team | 1:39:25.934 |
| 3 | F. Massa | Scuderia Ferrari | 1:39:42.645 |
| 4 | S. Vettel | Infiniti Red Bull Racing | 1:39:54.869 |
| 5 | M. Webber | Infiniti Red Bull Racing | 1:40:04.559 |
| 6 | N. Rosberg | Mercedes AMG Petronas F1 Team | 1:40:24.616 |
| 7 | P. di Resta | Sahara Force India F1 Team | 1:40:25.584 |
| 8 | J. Button | Vodafone McLaren Mercedes | 1:40:36.102 |
| 9 | S. Perez | Vodafone McLaren Mercedes | 1:40:38.334 |
| 10 | D. Ricciardo | Scuderia Toro Rosso | 1:39:22.402- 1 lap |
| 11 | E. Gutierrez | Sauber F1 Team | 1:39:22.706- 1 lap |
| 12 | L. Hamilton | Mercedes AMG Petronas F1 Team | 1:39:27.565- 1 lap |
| 13 | A. Sutil | Sahara Force India F1 Team | 1:39:28.040- 1 lap |
| 14 | P. Maldonado | Williams F1 Team | 1:39:45.740- 1 lap |
| 15 | N. Hulkenberg | Sauber F1 Team | 1:39:47.162- 1 lap |
| 16 | V. Bottas | Williams F1 Team | 1:40:35.040- 1 lap |
| 17 | C. Pic | Caterham F1 Team | 1:40:37.441- 1 lap |
| 18 | J. Bianchi | Marussia F1 Team | 1:39:20.860- 2 laps |
| 19 | M. Chilton | Marussia F1 Team | 1:39:48.230- 2 laps |
| Fastest lap: | | E. Gutierrez Sauber F1 Team | 1:26.217 on lap 56 (194.370 km/h) |

Not classified: J. Vergne; G. van der Garde; R. Grosjean



FORMULA 1 GRAN PREMIO DE ESPAÑA PIRELLI 2014

| Starting Grid | | | | | |
|---------------|---------------|-------------------------------|----------|----------|----------|
| Pos. | Driver | Team | Q1 | Q2 | Q3 |
| 1 | L. Hamilton | Mercedes AMG Petronas F1 Team | 1:27.238 | 1:26.210 | 1:25.232 |
| 2 | N. Rosberg | Mercedes AMG Petronas F1 Team | 1:26.764 | 1:26.088 | 1:25.400 |
| 3 | D. Ricciardo | Infiniti Red Bull Racing | 1:28.053 | 1:26.613 | 1:26.285 |
| 4 | V. Bottas | Williams Martini Racing | 1:28.198 | 1:27.563 | 1:26.632 |
| 5 | R. Grosjean | Lotus F1 Team | 1:28.472 | 1:27.258 | 1:26.960 |
| 6 | K. Raikkonen | Scuderia Ferrari | 1:28.308 | 1:27.335 | 1:27.104 |
| 7 | F. Alonso | Scuderia Ferrari | 1:28.329 | 1:27.602 | 1:27.140 |
| 8 | J. Button | McLaren Mercedes | 1:28.279 | 1:27.570 | 1:27.335 |
| 9 | F. Massa | Williams Martini Racing | 1:28.061 | 1:27.016 | 1:27.402 |
| 10 | S. Vettel | Infiniti Red Bull Racing | 1:27.958 | 1:27.052 | DNF |
| 11 | N. Hulkenberg | Sahara Force India F1 Team | 1:28.155 | 1:27.685 | - |
| 12 | S. Perez | Sahara Force India F1 Team | 1:28.469 | 1:28.002 | - |
| 13 | D. Kvyat | Scuderia Toro Rosso | 1:28.074 | 1:28.039 | - |
| 14 | E. Gutierrez | Sauber F1 Team | 1:28.374 | 1:28.280 | - |
| 15 | K. Magnussen | McLaren Mercedes | 1:28.389 | DNF | - |
| 16 | J. Vergne | Scuderia Toro Rosso | 1:28.194 | - | - |
| 17 | A. Sutil | Sauber F1 Team | 1:28.563 | - | - |
| 18 | M. Chilton | Marussia F1 Team | 1:29.586 | - | - |
| 19 | J. Bianchi | Marussia F1 Team | 1:30.177 | - | - |
| 20 | M. Ericsson | Caterham F1 Team | 1:30.312 | - | - |
| 21 | K. Kobayashi | Caterham F1 Team | 1:30.375 | - | - |
| 22 | P. Maldonado | Lotus F1 Team | DNF | - | - |

| Race Classification | | | |
|---------------------|---------------|-------------------------------|---------------------|
| Pos. | Driver | Team | Time |
| 1 | L. Hamilton | Mercedes AMG Petronas F1 Team | 1:41:05.155 |
| 2 | N. Rosberg | Mercedes AMG Petronas F1 Team | 1:41:05.791 |
| 3 | D. Ricciardo | Infiniti Red Bull Racing | 1:41:54.169 |
| 4 | S. Vettel | Infiniti Red Bull Racing | 1:42:21.857 |
| 5 | V. Bottas | Williams Martini Racing | 1:42:24.448 |
| 6 | F. Alonso | Scuderia Ferrari | 1:42:32.898 |
| 7 | K. Raikkonen | Scuderia Ferrari | 1:41:08.447- 1 lap |
| 8 | R. Grosjean | Lotus F1 Team | 1:41:21.479- 1 lap |
| 9 | S. Perez | Sahara Force India F1 Team | 1:41:22.577- 1 lap |
| 10 | N. Hulkenberg | Sahara Force India F1 Team | 1:41:32.981- 1 lap |
| 11 | J. Button | McLaren Mercedes | 1:41:37.467- 1 lap |
| 12 | K. Magnussen | McLaren Mercedes | 1:41:38.124- 1 lap |
| 13 | F. Massa | Williams Martini Racing | 1:41:38.705- 1 lap |
| 14 | D. Kvyat | Scuderia Toro Rosso | 1:41:46.961- 1 lap |
| 15 | P. Maldonado | Lotus F1 Team | 1:41:55.021- 1 lap |
| 16 | E. Gutierrez | Sauber F1 Team | 1:42:15.363- 1 lap |
| 17 | A. Sutil | Sauber F1 Team | 1:42:18.487- 1 lap |
| 18 | J. Bianchi | Marussia F1 Team | 1:41:29.297- 2 laps |
| 19 | M. Chilton | Marussia F1 Team | 1:42:09.988- 2 laps |
| 20 | M. Ericsson | Caterham F1 Team | 1:42:30.846- 2 laps |

Fastest lap: S. Vettel Red Bull Racing 1:28.918 on lap 55 (188.465 km/h)

Not classified: K. Kobayashi; J. Vergne



FORMULA 1 GRAN PREMIO DE ESPAÑA PIRELLI 2015

| Starting Grid | | | | | |
|---------------|---------------|-------------------------------|----------|----------|----------|
| Pos. | Driver | Team | Q1 | Q2 | Q3 |
| 1 | N. Rosberg | Mercedes AMG Petronas F1 Team | 1:26.490 | 1:25.166 | 1:24.681 |
| 2 | L. Hamilton | Mercedes AMG Petronas F1 Team | 1:26.382 | 1:25.740 | 1:24.948 |
| 3 | S. Vettel | Scuderia Ferrari | 1:27.534 | 1:26.167 | 1:25.458 |
| 4 | V. Bottas | Williams Martini Racing | 1:27.262 | 1:26.197 | 1:25.694 |
| 5 | C. Sainz | Scuderia Toro Rosso | 1:26.773 | 1:26.475 | 1:26.136 |
| 6 | M. Verstappen | Williams Martini Racing | 1:27.393 | 1:26.441 | 1:26.249 |
| 7 | K. Räikkönen | Infiniti Red Bull Racing | 1:26.637 | 1:26.016 | 1:26.414 |
| 8 | D. Kvyat | Lotus F1 Team | 1:27.833 | 1:26.889 | 1:26.629 |
| 9 | F. Massa | Williams Martini Racing | 1:27.165 | 1:26.147 | 1:26.757 |
| 10 | D. Ricciardo | Infiniti Red Bull Racing | 1:27.611 | 1:26.692 | 1:26.770 |
| 11 | R. Grosjean | Lotus F1 Team | 1:27.383 | 1:27.375 | - |
| 12 | P. Maldonado | Lotus F1 Team | 1:27.281 | 1:27.450 | - |
| 13 | F. Alonso | McLaren Honda | 1:27.941 | 1:27.760 | - |
| 14 | J. Button | McLaren Honda | 1:27.813 | 1:27.854 | - |
| 15 | F. Nasr | Sauber F1 Team | 1:27.625 | 1:28.005 | - |
| 16 | M. Ericsson | Sauber F1 Team | 1:28.112 | - | - |
| 17 | N. Hulkenberg | Sahara Force India F1 Team | 1:28.365 | - | - |
| 18 | S. Perez | Sahara Force India F1 Team | 1:28.442 | - | - |
| 19 | W. Stevens | Manor Marussia F1 Team | 1:31.200 | - | - |
| 20 | R. Merhi | Manor Marussia F1 Team | 1:32.038 | - | - |

| Race Classification | | | |
|---------------------|---------------|---|-----------------------------------|
| Pos. | Driver | Team | Time |
| 1 | N. Rosberg | Mercedes AMG Petronas F1 Team | 1:41:12.555 |
| 2 | L. Hamilton | Mercedes AMG Petronas F1 Team | 1:41:30.106 |
| 3 | S. Vettel | Scuderia Ferrari | 1:41:57.897 |
| 4 | V. Bottas | Williams Martini Racing | 1:42:11.772 |
| 5 | K. Räikkönen | Scuderia Ferrari | 1:42:12.557 |
| 6 | F. Massa | Williams Martini Racing | 1:42:33.869 |
| 7 | D. Ricciardo | Infiniti Red Bull Racing | 1:41:40.894 |
| 8 | R. Grosjean | Lotus F1 Team | 1:42:10.553 |
| 9 | C. Sainz | Scuderia Toro Rosso | 1:42:16.264 |
| 10 | D. Kvyat | Infiniti Red Bull Racing | 1:42:17.749 |
| 11 | M. Verstappen | Scuderia Toro Rosso | 1:42:18.843 |
| 12 | F. Nasr | Sauber F1 Team | 1:42:31.003 |
| 13 | S. Perez | Sahara Force India F1 Team | 1:42:39.931 |
| 14 | M. Ericsson | Sauber F1 Team | 1:42:40.584 |
| 15 | N. Hulkenberg | Sahara Force India F1 Team | 1:42:41.185 |
| 16 | J. Button | McLaren Honda | 1:42:41.938 |
| 17 | W. Stevens | Manor Marussia F1 Team | 1:42:35.245 |
| 18 | R. Merhi | Manor Marussia F1 Team | 1:41:39.198 |
| Fastest lap: | | L. Hamilton Mercedes AMG Petronas F1 Team | 1:28.270 on lap 54 (188.465 km/h) |

Not classified: P. Maldonado; F. Alonso



MEDIA CONTACTS

Mercedes AMG Petronas Formula One Team

Head of Motorsports Communications: Bradley Lord
+44 7785 682 893 – blord@mercedesamgf1.com
Head of Partner&Event Communications: Nicola Armstrong
+44 7793 844549 – narmstrong@mercedesamgf1.com
Media Officer: Ben Cowley
+44 7920 214 276 – bcowley@mercedes-amg-f1.com
Media Officer: Rosa Herrero
+44 7469 353 191 – rherrerovenegas@mercedesamgf1.com
Digital Manager: Phillip Porter
+44 1280 844 284 – pporter@mercedesamgf1.com
Nico Rosberg Public Relations Manager: Georg Nolte
+49 171 190 2896 – nolte@nicorosberg.com

Williams Martini Racing

Head of Communications: Sophie Ogg
+44 7977 27 5762 – sophie.ogg@williamsf1.com
Junior Press Officer: Kelly Ashbridge
+44 7483 012 894 – kelly.ashbridge@williamsf1.com
Junior Press Officer : Aaron Rook
+44 7483 012 916 – aaron.rook@williamsf1.com
Senior Communications Manager: James Francis
+44 7788 317 639 – james.francis@williamsf1.com
Digital Media Manager: Steven English
+44 7966325845 – steven.english@williamsf1.com

McLaren Honda

Head of Communications & PR: Matt Bishop
+44 7976 835 878 – matt.bishop@mclaren.com
Media Manager: Steve Cooper
+44 7881 426 460 – steve.cooper@mclaren.com
PR Officer: Silvia Hoffer Frangipane
+44 7584 218 639 – silvia.hoffer@mclaren.com
Assistant Media Manager: Charlotte Sefton
+44 7500 065 321 – Charlotte.sefton@mclaren.com

Scuderia Toro Rosso

Head of Communications: Fabiana Valenti
+39 335 711 3694 – fabiana.valenti@tororosso.com
Press Officer: Tabatha Valls
+39 348 6095017 – tabatha.vallshaling@tororosso.com
Social Media Specialist: Diego Mandolfo
+39 340 795 1078 – diego.mandolfo@tororosso.com

Red Bull Racing Team

Senior Content Producer: Katie Tweedle
+44 7766 471 568 – katie.tweedle@redbullracing.com
Intern Head of Communications: Nikki Vasiliadis
+44 07702 353327 – nikki.vasiliadis@redbullracing.com
Press Officer: Lyndsey Fairburn
+44 7764 386 399 – lyndsley.fairburn@redbullracing.com
Press Officer: Anna Pamin
+44 7702 353 337 – anna.pamin@redbullracing.com

Scuderia Ferrari

Head of Motorsport Press Office: Alberto Antonini
+39 3440556635 – alberto.antonini@ferrari.com
Press Officer: Roberta Vallorosi
+39 334 659 1868 – roberta.vallorosi@ferrari.com
Press Officer: Stefania Bocchi
stefania.bocchi@ferrari.com
Media & PR Consultant Sebastian Vettel: Britta Roeske
+44 7764 386 402 – britta.roeske@sebastianvettel.com

Sahara Force India F1 Team

Communications Manager: Will Hings
+44 7734 202 020 – will.hings@forceindiaf1.com
Communications Coordinator: William Ponissi
+44 7770 845 843 – William.ponissi@forceindiaf1.com

Renault F1 Team

Head of Communications: Andy Stobart
+44 7703 366 151 – andy.stobart@uk.renaultsportf1.com
Media Communications Manager: Clarisse Hoffmann
+44 7747 468 273 – clarisse.hoffmann@uk.renaultsportf1.com
Media Communications Manager: Aurelie Donzelot
+44 7825 938 476 – aurelie.donzelot@uk.renaultsportf1.com



Sauber F1 Team

Head of Communications: Robert Höpoltzeder
+41 79 770 1819 – robert.hopoltzeder@sauber-motorsport.com

Communications Manager: Marleen Seilheimer
+41 79 264 28 49 – marleen.seilheimer@sauber-motorsport.com

Haas F1 Team

Head of F1 Communications: Mike Arning
+1 704 236 0405 – marning@haasf1team.com

Press Officer (Romain Grosjean): Stuart Morrison
+44 7779 773 466 – smorrison@haasf1team.com

Press Officer (Esteban Gutierrez): Sarah Dryhurst
+44 7779 773 488 – sdryhurst@haasf1team.com

Renault Sport F1

Communications Manager: Lucy Genon
+33 611 716 178 / +44 781 659 4152
lucy.genon-rf1ext@renaultsportf1.com

PR & External Communications Manager: Laurence Letresor
+33 676 03 30 29 – laurence.letresor@renaultsportf1.com

Fédération Internationale de l'Automobile

FIA F1 Head of Communications & Media Delegate:
Matteo Bonciani +33 676 322 490 – mbonciani@fia.com

FIA F1 Communications Officer: Sandrine Gomez
+33 673 212 685 – sgomez@fia.com

FIA F1 Communications: Pat Behar
+33 680 384 684 – pbehar@fia.com

Circuit de Barcelona-Catalunya

Press Officer: Míriam Ramos
+34 650 411 841 – miriam.ramos@circuitcat.com

Senior Assistant: Laura Puerto
+34 646 882 484 – laura.puerto@circuitcat.com

Manor Racing MTR

PR, Communications & Brand Director: Tracy Novak
+44 7701 382031 – tracy.novak@manorf1team.com

Pirelli

Head of F1 Communications: Roberto Boccafogli
+39 3351256694 – roberto.boccafogli@pirelli.com

F1 Communications : Stella Narciso
+39 338 9423585 – mariastella.narciso@pirelli.com

F1 Communications: Anthony Peacock
+44 7765 896930 – anthony@mediaticaworld.com

Honda R&D Europe (UK) Ltd.

Communications Manager: Akiko Itoga
+44 7990 506 251 – akiko_itoga@uk.hrdeu.com

Press Officer : Amanda Hunt
+44 7909 001 416 – amanda_hunt@uk.hrdeu.com

Assistant Manager: Risa Ikenoya
+81 80 8871 5978 – risa_ikenoya@hm.honda.co.jp



OFFICIALS

Race Director, Safety Delegate & Starter:

Charlie Whiting

Clerk of the course:

Xavier Boné

Observer:

Herbie Blash

Medical Delegate:

Professor Jean-Charles Piette

Medical Rescue Coordinator:

Ian Roberts

Technical Delegate:

Jo Bauer

FIA F1 Head of Communications & Media Delegate:

Matteo Bonciani

Safety Car Driver:

Bernd Mayländer

Medical Car Driver:

Alan van der Merwe

FIA Stewards:

Tim Mayer

Radovan Novak

Martin Donnelly

National Steward:

David Domingo



2016 CIRCUIT DE BARCELONA-CATALUNYA RACE CALENDAR

| | | |
|-----------|--|--|
| February | 22, 23, 24 and 25 | Formula One Test Days |
| March | 1, 2, 3 and 4 19 and 20 | Formula One Test Days V de V Endurance Series (classics and endurance) |
| April | 3 23 and 24 30 and 1 | Catalan Car Racing Championships CER (Spanish Endurance Cup) Trofeo Targa Iberia BiCircuit Festival |
| May | 13, 14 and 15 17 and 18 | FORMULA 1 GRAN PREMIO DE ESPAÑA PIRELLI 2016 Formula One Test Days |
| June | 3, 4 and 5 11 and 12 24 and 26 | Gran Premi Monster Energy de Catalunya de MotoGP™ FIM CEV Repsol International Championship RFME Spanish Speed Championship Catalan Moto Racing Championships |
| July | 8 and 10 | 24 Horas de Catalunya de Motociclismo |
| September | 2, 3 and 4 10 17 and 18 | 24 Horas de Barcelona de Automovilismo- Trofeo Fermí Vélez 25 th Anniversary of Circuit de Barcelona-Catalunya Barcelona FIA World RallyCross |
| October | 1 and 2 22 and 23 | Barcelona Speed Festival Supermoto |
| November | 5 and 6 | International GT Open |



FORMULA 1

GRAN PREMIO DE ESPAÑA PIRELLI 2016
CATALUNYA
13-14-15 MAY



2016 FIA Formula One World Championship™

Circuit de Barcelona-Catalunya
Mas "La Moreneta"
Apartat de correus, 27
08160 Montmeló
Barcelona – Spain
Tel. (+34) 935 719 709
Fax (+34) 935 719 772

media@circuitcat.com
www.circuitcat.com

formulaone™media
OFFICIAL MEDIA KIT



2016 FORMULA ONE CHAMPIONSHIP CALENDAR

| Date | Grand Prix | Circuit |
|------------------|---------------|----------------------------|
| 18-20 March | Australia | Melbourne |
| 01-03 April | Bahrein | Sakhir |
| 15-17 April | China | Shanghai |
| 29 April-01 May | Russia | Sochi |
| 13-15 May | Spain | Barcelona-Catalunya |
| 27-29 May | Monaco | Montecarlo |
| 10-12 June | Canada | Montreal |
| 17-19 June | Europe | Baku |
| 01-03 July | Austria | Spielberg |
| 08-10 July | Great Britain | Silverstone |
| 22-24 July | Hungary | Budapest |
| 29-31 July | Germany | Hockenheim |
| 26-28 August | Belgium | Spa-Francorchamps |
| 02-04 September | Italy | Monza |
| 16-18 September | Singapore | Singapore |
| 30 Sept-02 Oct | Malaysia | Kuala Lumpur |
| 07-09 October | Japan | Suzuka |
| 21-23 October | United States | Austin |
| 28-30 October | Mexico | Hermanos Rodríguez |
| 11-13 November | Brazil | Sao Paulo |
| 25-27 November | Abu Dhabi | Yas Marina |



ENTRY LIST

| N. | Driver | Team | Nationality |
|----|-------------------|--|---------------|
| 44 | Lewis Hamilton | Mercedes AMG Petronas Formula One Team | Great Britain |
| 6 | Nico Rosberg | Mercedes AMG Petronas Formula One Team | Germany |
| 5 | Sebastian Vettel | Scuderia Ferrari | Germany |
| 7 | Kimi Räikkönen | Scuderia Ferrari | Finland |
| 19 | Felipe Massa | Williams Martini Racing | Brazil |
| 77 | Valtteri Bottas | Williams Martini Racing | Finland |
| 3 | Daniel Ricciardo | Red Bull Racing | Australia |
| 33 | Max Verstappen | Red Bull Racing | Netherlands |
| 27 | Nico Hulkenberg | Sahara Force India F1 Team | Germany |
| 11 | Sergio Perez | Sahara Force India F1 Team | Mexico |
| 20 | Kevin Magnussen | Renault Sport F1 Team | Denmark |
| 30 | Jolyon Palmer | Renault Sport F1 Team | Great Britain |
| 26 | Daniil Kvyat | Scuderia Toro Rosso | Russia |
| 55 | Carlos Sainz | Scuderia Toro Rosso | Spain |
| 9 | Marcus Ericsson | Sauber F1 Team | Sweden |
| 12 | Felipe Nasr | Sauber F1 Team | Brazil |
| 14 | Fernando Alonso | McLaren Honda | Spain |
| 22 | Jenson Button | McLaren Honda | Great Britain |
| 94 | Pascal Wehrlein | Manor Racing MTR | Germany |
| 88 | Rio Haryanto | Manor Racing MTR | Indonesia |
| 8 | Romain Grosjean | Haas F1 Team | France |
| 21 | Esteban Gutiérrez | Haas F1 Team | Mexico |



DRIVERS' STANDINGS



| Pos. | Driver | Australia | Bahrein | China | Russia | Total |
|------|-------------------|-----------|---------|-------|--------|-------|
| 1 | Nico Rosberg | 25 | 25 | 25 | 25 | 100 |
| 2 | Lewis Hamilton | 18 | 15 | 6 | 18 | 57 |
| 3 | Kimi Räikkönen | - | 18 | 10 | 15 | 43 |
| 4 | Daniel Ricciardo | 12 | 12 | 12 | - | 36 |
| 5 | Sebastian Vettel | 15 | - | 18 | - | 33 |
| 6 | Felipe Massa | 10 | 4 | 8 | 10 | 32 |
| 7 | Romain Grosjean | 8 | 10 | - | 4 | 22 |
| 8 | Daniil Kvyat | - | 6 | 15 | - | 21 |
| 9 | Valtteri Bottas | 4 | 2 | 1 | 12 | 19 |
| 10 | Max Verstappen | 1 | 8 | 4 | - | 13 |
| 11 | Fernando Alonso | - | - | - | 8 | 8 |
| 12 | Kevin Magnussen | - | - | - | 6 | 6 |
| 13 | Nico Hulkenberg | 6 | - | - | - | 6 |
| 14 | Carlos Sainz | 2 | - | 2 | - | 4 |
| 15 | Sergio Perez | - | - | - | 2 | 2 |
| 16 | Jenson Button | - | - | - | 1 | 1 |
| 17 | Stoffel Vandoorne | - | 1 | - | - | 1 |
| 18 | Jolyon Palmer | - | - | - | - | 0 |
| 19 | Marcus Ericsson | - | - | - | - | 0 |
| 20 | Pascal Wehrlein | - | - | - | - | 0 |
| 21 | Felipe Nasr | - | - | - | - | 0 |
| 22 | Esteban Gutiérrez | - | - | - | - | 0 |
| 23 | Rio Haryanto | - | - | - | - | 0 |

CONSTRUCTORS' STANDINGS

| Pos. | Team | Australia | Bahrein | China | Russia | Total |
|------|-------------------------------|-----------|---------|-------|--------|-------|
| 1 | Mercedes AMG Petronas F1 Team | 43 | 40 | 31 | 43 | 157 |
| 2 | Scuderia Ferrari | 15 | 18 | 28 | 15 | 76 |
| 3 | Red Bull Racing | 12 | 18 | 27 | - | 57 |
| 4 | Williams Martini Racing | 14 | 6 | 9 | 22 | 51 |
| 5 | Haas F1 Team | 8 | 10 | - | 4 | 22 |
| 6 | Scuderia Toro Rosso | 3 | 8 | 6 | - | 17 |
| 7 | McLaren Honda | - | 1 | - | 9 | 10 |
| 8 | Sahara Force India F1 Team | 6 | - | - | 2 | 8 |
| 9 | Renault Sport F1 Team | - | - | - | 6 | 6 |
| 10 | Sauber F1 Team | - | - | - | - | 0 |
| 11 | Manor Racing MRT | - | - | - | - | 0 |




DRIVERS AND TEAMS STATISTICS

| Mercedes AMG Petronas F1 Team | | | | | | | |
|--|-------------------------|------------------|---------------------------------|---------------------|-----------------|------------------------|------------------------|
|  | | | | | | | |
| World titles | Drivers: 4 | Const: 2 | Race wins | 49 | 2015 pts | 703 (1 st) | |
| First GP | France 1954 | | Podiums | 102 | 2016 pts | 157 (1 st) | |
| First victory | France 1954 (J. Fangio) | | Poles | 57 | Car | F1 W07 Hybrid | |
| 100th victory | - | | Fastest laps | 40 | Engine | Mercedes PU106C Hybrid | |
| Races | 131 | | Total pts | 2581,14 | Tyres | Pirelli | |
| 44. Lewis HAMILTON (GBR) | | | 6. Nico ROSBERG (DEU) | | | | |
| World titles | 3 (08/14/15) | Age | 31 | World titles | 0 | Age | 30 |
| Races | 171 | First GP | Australia 2007 | Races | 189 | First GP | Bahrain 2006 |
| Wins | 43 | First win | Canada 2007 | Wins | 18 | First win | China 2012 |
| Podiums | 90 | Total pts | 1924 | Podiums | 45 | Total pts | 1309.5 |
| Poles | 51 | 2015 pts | 381 (1 st) | Poles | 24 | 2015 pts | 322 (2 nd) |
| Fastest laps | 28 | 2016 pts | 57 (2 nd) | Fastest laps | 16 | 2016 pts | 100 (1 st) |
| Red Bull Racing | | | | | | | |
|  | | | | | | | |
| World titles | Drivers: 4 | Const: 4 | Race wins | 50 | 2015 pts | 187 (4 th) | |
| First GP | Australia 2005 | | Podiums | 120 | 2016 pts | 57 (3 rd) | |
| First victory | China 2009 (S. Vettel) | | Poles | 57 | Car | RB12 | |
| 100th victory | - | | Fastest laps | 48 | Engine | Tag Heuer | |
| Races | 207 | | Total pts | 3109,50 | Tyres | Pirelli | |
| 3. Daniel RICCIARDO (AUS) | | | 33. Max VERSTAPPEN (NDL) | | | | |
| World titles | 0 | Age | 26 | World titles | 0 | Age | 18 |
| Races | 92 | First GP | GB 2011 | Races | 23 | First GP | Australia 2015 |
| Wins | 3 | First win | Canada 2014 | Wins | 0 | First win | - |
| Podiums | 10 | Total pts | 396 | Podiums | 0 | Total pts | 62 |
| Poles | 0 | 2015 pts | 92 (8 th) | Poles | 0 | 2015 pts | 49 (12 th) |
| Fastest laps | 5 | 2016 pts | 36 (4 th) | Fastest laps | 0 | 2016 pts | 13 (10 th) |



Williams Martini Racing



| | | | | | |
|---------------------------------|-------------------------|---------------------|------|-----------------|------------------------|
| World titles | Drivers: 7 Const: 9 | Race wins | 114 | 2015 pts | 357 (3 rd) |
| First GP | Argentina 1975 | Podiums | 310 | 2016 pts | 51 (4 th) |
| First victory | GB 1979 (C. Regazzoni) | Poles | 128 | Car | FW38 |
| 100th victory | GB 1997 (J. Villeneuve) | Fastest laps | 133 | Engine | Mercedes PU106C Hybrid |
| Races | 665 | Total pts | 3389 | Tyres | Pirelli |

19. Felipe MASSA (BRA)

| | | | |
|---------------------|-----|------------------|------------------------|
| World titles | 0 | Age | 35 |
| Races | 233 | First GP | Australia 2002 |
| Wins | 11 | First win | Turkey 2006 |
| Podiums | 41 | Total pts | 1103 |
| Poles | 16 | 2015 pts | 121 (6 th) |
| Fastest laps | 15 | 2016 pts | 32 (6 th) |

77. Valtteri BOTTAS (FIN)

| | | | |
|---------------------|----|------------------|------------------------|
| World titles | 0 | Age | 25 |
| Races | 60 | First GP | Australia 2013 |
| Wins | 0 | First win | - |
| Podiums | 8 | Total pts | 345 |
| Poles | 0 | 2015 pts | 136 (5 th) |
| Fastest laps | 1 | 2016 pts | 19 (9 th) |

Scuderia Ferrari



| | | | | | |
|---------------------------------|-------------------------|---------------------|---------|-----------------|------------------------|
| World titles | Drivers: 15 Const: 16 | Race wins | 224 | 2015 pts | 428 (2 nd) |
| First GP | Monaco 1950 | Podiums | 700 | 2016 pts | 76 (2 nd) |
| First victory | GB 1951 (F. Gonzalez) | Poles | 208 | Car | SF16-H |
| 100th victory | France 90 (Alain Prost) | Fastest laps | 233 | Engine | Ferrari 059/5 |
| Races | 912 | Total pts | 7240,27 | Tyres | Pirelli |

5. Sebastian VETTEL (DEU)

| | | | |
|---------------------|-------------|------------------|------------------------|
| World titles | 4 (2010-13) | Age | 28 |
| Races | 161 | First GP | USA 2007 |
| Wins | 42 | First win | Italy 2008 |
| Podiums | 81 | Total pts | 1929 |
| Poles | 46 | 2015 pts | 278 (3 rd) |
| Fastest laps | 25 | 2016 pts | 33 (5 th) |

7. Kimi RAIKKONEN (FIN)

| | | | |
|---------------------|----------|------------------|------------------------|
| World titles | 1 (2007) | Age | 36 |
| Races | 234 | First GP | Australia 2001 |
| Wins | 20 | First win | Malaysia 2003 |
| Podiums | 82 | Total pts | 1217 |
| Poles | 16 | 2015 pts | 150 (4 th) |
| Fastest laps | 42 | 2016 pts | 43 (3 rd) |



McLaren Honda



| | | | | | |
|----------------------------------|---------------------------|---------------------|--------------------------------|---------------------|------------------------|
| World titles | Drivers: 12 Const: 8 | Race wins | 182 | 2015 pts | 27 (9 th) |
| First GP | Monaco 1966 | Podiums | 485 | 2016 pts | 10 (7 th) |
| First victory | Belgium 1968 (B. McLaren) | Poles | 155 | Car | MP4/31 |
| 100th victory | Brazil 1993 (A. Senna) | Fastest laps | 153 | Engine | Honda RA616H |
| Races | 784 | Total pts | 5368,5 | Tyres | Pirelli |
| 14. Fernando ALONSO (ESP) | | | 22. Jenson BUTTON (GBR) | | |
| World titles | 2 (2005-06) | Age | 34 | World titles | 1 (2009) |
| Races | 255 | First GP | Australia 2001 | Races | 288 |
| Wins | 32 | First win | Hungary 2003 | Wins | 15 |
| Podiums | 97 | Total pts | 1786 | Podiums | 50 |
| Poles | 22 | 2015 pts | 11 (17 th) | Poles | 8 |
| Fastest laps | 21 | 2016 pts | 8 (11 th) | Fastest laps | 8 |
| | | | | Age | 36 |
| | | | | First GP | Australia 2000 |
| | | | | First win | Hungary 2006 |
| | | | | Total pts | 1215 |
| | | | | 2015 pts | 16 (16 th) |
| | | | | 2016 pts | 1 (16 th) |

Sahara Force India F1 Team



| | | | | | |
|---------------------------------------|---------------------|---------------------|-------------------------------------|---------------------|------------------------|
| World titles | Drivers: 0 Const: 0 | Race wins | 0 | 2015 pts | 136 (5 th) |
| First GP | Australia 2008 | Podiums | 3 | 2016 pts | 8 (8 th) |
| First victory | - | Poles | 1 | Car | VJM09 |
| 100th victory | - | Fastest laps | 4 | Engine | Mercedes PU106C Hybrid |
| Races | 154 | Total pts | 635 | Tyres | Pirelli |
| 11. Sergio PÉREZ MENDOZA (MEX) | | | 27. Nicolas HULKENBERG (DEU) | | |
| World titles | 0 | Age | 26 | World titles | 0 |
| Races | 97 | First GP | Australia 2011 | Races | 98 |
| Wins | 0 | First win | - | Wins | 0 |
| Podiums | 5 | Total pts | 268 | Podiums | 0 |
| Poles | 0 | 2015 pts | 78 (9 th) | Poles | 1 |
| Fastest laps | 3 | 2016 pts | 2 (15 th) | Fastest laps | 1 |
| | | | | Age | 28 |
| | | | | First GP | Bahrain 2010 |
| | | | | First win | - |
| | | | | Total pts | 296 |
| | | | | 2015 pts | 58 (10 th) |
| | | | | 2016 pts | 6 (13 th) |




Scuderia Toro Rosso



| | | | | | |
|---------------------------------|------------------------|---------------------|-------------------------------|---------------------|------------------------|
| World titles | Drivers: 0 Const: 0 | Race wins | 1 | 2015 pts | 67 (7 th) |
| First GP | Bahrain 2006 | Podiums | 1 | 2016 pts | 17 (6 th) |
| First victory | Italy 2008 (S. Vettel) | Poles | 1 | Car | STR11 |
| 100th victory | - | Fastest laps | 0 | Engine | Ferrari 059/5 |
| Races | 189 | Total pts | 283 | Tyres | Pirelli |
| 26. Daniil KVIAT (RUS) | | | 55. Carlos SAINZ (ESP) | | |
| World titles | - | Age | 22 | World titles | - |
| Races | 40 | First GP | Australia 2014 | Races | 23 |
| Wins | 0 | First win | - | Wins | 0 |
| Podiums | 2 | Total pts | 124 | Podiums | 0 |
| Poles | 0 | 2015 pts | 95 (7 th) | Poles | 0 |
| Fastest laps | 0 | 2016 pts | 21 (8 th) | Fastest laps | 0 |
| | | | | 2015 pts | 18 (15 th) |
| | | | | 2016 pts | 4 (14 th) |

Renault F1 Team



| | | | | | |
|----------------------------------|-----------------------------|---------------------|--------------------------------|---------------------|-----------------------|
| World titles | Drivers: 2 Const: 2 | Race wins | 35 | 2015 pts | - |
| First GP | Netherlands 1977 | Podiums | 100 | 2016 pts | 6 (9 th) |
| First victory | France 1979 (JP. Jabouille) | Poles | 51 | Car | RS16 |
| 100th victory | - | Fastest laps | 31 | Engine | Renault RE16 |
| Races | 304 | Total pts | 1324 | Tyres | Pirelli |
| 20. Kevin MAGNUSSEN (DEN) | | | 30. Jolyon PALMER (GBR) | | |
| World titles | 0 | Age | 23 | World titles | 0 |
| Races | 23 | First GP | Australia 2014 | Races | 3 |
| Wins | 0 | First win | - | Wins | 0 |
| Podiums | 1 | Total pts | 61 | Podiums | 0 |
| Poles | 0 | 2015 pts | - | Poles | 0 |
| Fastest laps | 0 | 2016 pts | 6 (12 th) | Fastest laps | 0 |
| | | | | 2015 pts | - |
| | | | | 2016 pts | 0 (18 th) |

Circuit de Barcelona-Catalunya
Mas "La Moreneta"
Apartat de correus, 27
08160 Montmeló
Barcelona - Spain
Tel. (+34) 935 719 709
Fax (+34) 935 719 772

media@circuitcat.com
www.circuitcat.com




Sauber F1 Team



| | | | | | | | |
|---------------------------------|-------------------|------------------|-----------------------|---|-----------------|-----------------------|------------------------|
| World titles | Drivers: 0 | Const: 0 | Race wins | 0 | 2015 pts | 36 (8 th) | |
| First GP | South Africa 1993 | | Podiums | 10 | 2016 pts | 0 (10 th) | |
| First victory | - | | Poles | 0 | Car | C35 | |
| 100th victory | - | | Fastest laps | 3 | Engine | Ferrari 059/5 | |
| Races | 315 | | Total pts | 458 | Tyres | Pirelli | |
| 9. Marcus ERICSSON (SWE) | | | | 12. Luiz Felipe de Oliveira NASR (BRA) | | | |
| World titles | 0 | Age | 25 | World titles | - | Age | 23 |
| Races | 39 | First GP | Australia 2014 | Races | 22 | First GP | Australia 2015 |
| Wins | 0 | First win | - | Wins | 0 | First win | - |
| Podiums | 0 | Total pts | 9 | Podiums | 0 | Total pts | 27 |
| Poles | 0 | 2015 pts | 9 (18 th) | Poles | 0 | 2015 pts | 37 (13 th) |
| Fastest laps | 0 | 2016 pts | 0 (19 th) | Fastest laps | 0 | 2016 pts | 0 (21 th) |

Manor Racing MTR



| | | | | | | | |
|---------------------------------|----------------|------------------|-----------------------|----------------------------------|-----------------|------------------------|-----------------------|
| World titles | Drivers: 0 | Const: 0 | Race wins | 0 | 2015 pts | 0 (10 th) | |
| First GP | Australia 2012 | | Podiums | 0 | 2016 pts | 0 (11 th) | |
| First victory | - | | Poles | 0 | Car | MRT05 | |
| 100th victory | - | | Fastest laps | 0 | Engine | Mercedes PU106C Hybrid | |
| Races | 74 | | Total pts | 0 | Tyres | Pirelli | |
| 88. Rio HARYANTO (IND) | | | | 94. Pascal WEHRLEIN (DEU) | | | |
| World titles | 0 | Age | 23 | World titles | - | Age | 21 |
| Races | 4 | First GP | Australia 2016 | Races | 4 | First GP | Australia 2016 |
| Wins | 0 | First win | - | Wins | 0 | First win | - |
| Podiums | 0 | Total pts | 0 | Podiums | 0 | Total pts | 0 |
| Poles | 0 | 2015 pts | - | Poles | 0 | 2015 pts | - |
| Fastest laps | 0 | 2016 pts | 0 (23 th) | Fastest laps | 0 | 2016 pts | 0 (20 th) |



Haas F1 Team



| | | | | | |
|---------------------------------|---------------------|---------------------|------------------------------------|---------------------|-----------------------|
| World titles | Drivers: 0 Const: 0 | Race wins | 0 | 2015 pts | - |
| First GP | Australia 2016 | Podiums | 0 | 2016 pts | 22 (5 th) |
| First victory | - | Poles | 0 | Car | VF-16 |
| 100th victory | - | Fastest laps | 0 | Engine | Ferrari 059/5 |
| Races | 4 | Total pts | 22 | Tyres | Pirelli |
| 8. Romain GROSJEAN (FRA) | | | 21. Esteban GUTIÉRREZ (MEX) | | |
| World titles | 0 | Age | 30 | World titles | 0 |
| Races | 87 | First GP | Europe 2009 | Races | 42 |
| Wins | 0 | First win | - | Wins | 0 |
| Podiums | 10 | Total pts | 309 | Podiums | 0 |
| Poles | 0 | 2015 pts | 51 (11 th) | Poles | 0 |
| Fastest laps | 1 | 2016 pts | 22 (7 th) | Fastest laps | 1 |
| | | | | 2015 pts | - |
| | | | | 2016 pts | 0 (22 nd) |



2016 FORMULA ONE CHAMPIONSHIP

First round: Australian Grand Prix (20th March 2016)

Qualifying Classification

| POS | NO | NAME | ENTRANT | Q1 | LAPS | PERCENT | TIME OF DAY | Q2 | LAPS | TIME OF DAY | Q3 | LAPS | TIME OF DAY |
|---------------------|----|---------------|-------------------------------|-----------------|------|---------|-------------|-----------------|------|-------------|-----------------|------|-------------|
| 1 | 44 | L. HAMILTON | Mercedes AMG Petronas F1 Team | 1:25.351 | 5 | 100.000 | 17:06:34 | 1:24.605 | 3 | 17:27:15 | 1:23.837 | 6 | 17:55:37 |
| 2 | 6 | N. ROSBERG | Mercedes AMG Petronas F1 Team | 1:26.934 | 4 | 101.854 | 17:04:50 | 1:24.796 | 3 | 17:27:04 | 1:24.197 | 6 | 17:55:12 |
| 3 | 5 | S. VETTEL | Scuderia Ferrari | 1:26.945 | 5 | 101.867 | 17:05:10 | 1:25.257 | 6 | 17:33:17 | 1:24.675 | 3 | 17:49:14 |
| 4 | 7 | K. RAIKKONEN | Scuderia Ferrari | 1:26.579 | 4 | 101.438 | 17:05:42 | 1:25.615 | 6 | 17:33:12 | 1:25.033 | 3 | 17:49:21 |
| 5 | 33 | M. VERSTAPPEN | Scuderia Toro Rosso | 1:26.934 | 3 | 101.854 | 17:04:34 | 1:25.615 | 6 | 17:34:04 | 1:25.434 | 3 | 17:50:18 |
| 6 | 19 | F. MASSA | Williams Martini Racing | 1:25.918 | 6 | 100.664 | 17:14:06 | 1:25.644 | 3 | 17:28:38 | 1:25.458 | 3 | 17:50:02 |
| 7 | 55 | C. SAINZ | Scuderia Toro Rosso | 1:27.057 | 5 | 101.998 | 17:04:25 | 1:25.384 | 6 | 17:34:15 | 1:25.582 | 3 | 17:50:10 |
| 8 | 3 | D. RICCIARDO | Red Bull Racing | 1:26.945 | 6 | 101.867 | 17:12:51 | 1:25.599 | 6 | 17:33:37 | 1:25.589 | 3 | 17:49:46 |
| 9 | 11 | S. PEREZ | Sahara Force India F1 Team | 1:26.607 | 6 | 101.471 | 17:11:51 | 1:25.753 | 6 | 17:34:28 | | | |
| 10 | 27 | N. HULKENBERG | Sahara Force India F1 Team | 1:26.550 | 8 | 101.404 | 17:13:42 | 1:25.865 | 6 | 17:34:53 | | | |
| 11 | 77 | V. BOTTAS | Williams Martini Racing | 1:27.135 | 3 | 102.090 | 17:04:40 | 1:25.961 | 6 | 17:28:15 | | | |
| 12 | 14 | F. ALONSO | McLaren Honda | 1:26.537 | 6 | 101.389 | 17:09:47 | 1:26.125 | 3 | 17:28:10 | | | |
| 13 | 22 | J. BUTTON | McLaren Honda | 1:26.740 | 6 | 101.627 | 17:09:26 | 1:26.304 | 3 | 17:28:19 | | | |
| 14 | 30 | J. PALMER | Renault Sport F1 Team | 1:27.241 | 9 | 102.214 | 17:16:44 | 1:27.601 | 3 | 17:29:14 | | | |
| 15 | 20 | K. MAGNUSSEN | Renault Sport F1 Team | 1:27.297 | 8 | 102.279 | 17:09:36 | 1:27.742 | 3 | 17:29:25 | | | |
| 16 | 9 | M. ERICSSON | Sauber F1 Team | 1:27.435 | 9 | 102.441 | 17:15:47 | | | | | | |
| 17 | 12 | F. NASR | Sauber F1 Team | 1:27.958 | 7 | 103.054 | 17:08:54 | | | | | | |
| 18 | 26 | D. KVYAT | Red Bull Racing | 1:28.006 | 5 | 103.110 | 17:06:47 | | | | | | |
| 19 | 8 | R. GROSJEAN | Haas F1 Team | 1:28.322 | 6 | 103.480 | 17:04:57 | | | | | | |
| 20 | 21 | E. GUTIERREZ | Haas F1 Team | 1:29.606 | 6 | 104.985 | 17:03:31 | | | | | | |
| 21 | 88 | R. HARYANTO | Manor Racing MRT | 1:29.627 | 3 | 105.009 | 17:03:54 | | | | | | |
| 22 | 94 | P. WEHRLEIN | Manor Racing MRT | 1:29.642 | 3 | 105.027 | 17:03:49 | | | | | | |
| POLE POSITION LAP | | | | | | | | | | | | | |
| | 44 | L. HAMILTON | Mercedes AMG Petronas F1 Team | 1:23.837 | | | | | | | | | 227.713 KPH |
| FASTEST LAP OVERALL | | | | | | | | | | | | | |
| | 44 | L. HAMILTON | Mercedes AMG Petronas F1 Team | 1:23.837 | | | | | | | | | 227.713 KPH |



Race Official Classification after 57 laps – 302,271 kms.

| POS | NO | DRIVER | NAT | ENTRANT | LAPS | TIME | GAP | KPH | BEST | LAP |
|-----------------------|----|----------------------|-----|-------------------------------|------|--------------------|--------|---------|----------|-----|
| 1 | 6 | N. ROSBERG | GER | Mercedes AMG Petronas F1 Team | 57 | 1:48:15.565 | | 167.525 | 1:30.557 | 21 |
| 2 | 44 | L. HAMILTON | GBR | Mercedes AMG Petronas F1 Team | 57 | 1:48:23.625 | 8.060 | 167.318 | 1:30.646 | 48 |
| 3 | 5 | S. VETTEL | GER | Scuderia Ferrari | 57 | 1:48:25.208 | 9.643 | 167.277 | 1:29.951 | 23 |
| 4 | 3 | D. RICCIARDO | AUS | Red Bull Racing | 57 | 1:48:39.895 | 24.330 | 166.900 | 1:28.997 | 49 |
| 5 | 19 | F. MASSA | BRA | Williams Martini Racing | 57 | 1:49:14.544 | 58.979 | 166.018 | 1:32.288 | 39 |
| 6 | 8 | R. GROSJEAN | FRA | Haas F1 Team | 57 | 1:49:27.646 | 72.081 | 165.687 | 1:32.862 | 48 |
| 7 | 27 | N. HULKENBERG | GER | Sahara Force India F1 Team | 57 | 1:49:29.764 | 74.199 | 165.633 | 1:32.833 | 49 |
| 8 | 77 | V. BOTTAS | FIN | Williams Martini Racing | 57 | 1:49:30.718 | 75.153 | 165.609 | 1:32.725 | 51 |
| 9 | 55 | C. SAINZ | ESP | Scuderia Toro Rosso | 57 | 1:49:31.245 | 75.680 | 165.596 | 1:31.671 | 23 |
| 10 | 33 | M. VERSTAPPEN | NED | Scuderia Toro Rosso | 57 | 1:49:32.398 | 76.833 | 165.567 | 1:31.516 | 44 |
| 11 | 30 | J. PALMER | GBR | Renault Sport F1 Team | 57 | 1:49:38.964 | 83.399 | 165.402 | 1:32.955 | 14 |
| 12 | 20 | K. MAGNUSSEN | DEN | Renault Sport F1 Team | 57 | 1:49:41.171 | 85.606 | 165.346 | 1:32.452 | 45 |
| 13 | 11 | S. PEREZ | MEX | Sahara Force India F1 Team | 57 | 1:49:47.264 | 91.699 | 165.193 | 1:32.780 | 39 |
| 14 | 22 | J. BUTTON | GBR | McLaren Honda | 56 | 1:48:17.218 | 1 LAP | 164.545 | 1:31.684 | 33 |
| 15 | 12 | F. NASR | BRA | Sauber F1 Team | 56 | 1:48:25.682 | 1 LAP | 164.330 | 1:32.711 | 48 |
| 16 | 94 | P. WEHRLEIN | GER | Manor Racing MRT | 56 | 1:49:45.154 | 1 LAP | 162.347 | 1:32.673 | 34 |
| NOT CLASSIFIED | | | | | | | | | | |
| | 9 | M. ERICSSON | SWE | Sauber F1 Team | 38 | 1:20:45.837 | DNF | 149.705 | 1:33.892 | 15 |
| | 7 | K. RAIKKONEN | FIN | Scuderia Ferrari | 21 | 53:19.744 | DNF | 125.293 | 1:30.701 | 21 |
| | 88 | R. HARYANTO | INA | Manor Racing MRT | 17 | 28:10.008 | DNF | 192.036 | 1:33.847 | 15 |
| | 21 | E. GUTIERREZ | MEX | Haas F1 Team | 16 | 25:38.752 | DNF | 198.506 | 1:32.998 | 4 |
| | 14 | F. ALONSO | ESP | McLaren Honda | 16 | 25:39.324 | DNF | 198.433 | 1:32.553 | 14 |
| | 26 | D. KVYAT | RUS | Red Bull Racing | 0 | | DNS | | | |
| FASTEST LAP | | | | | | | | | | |
| | 3 | D. RICCIARDO | AUS | Red Bull Racing | | 1:28.997 on lap 49 | | 214.510 | | |



Second round: Bahrein Grand Prix (3rd April 2016)

Qualifying Classification

| POS | NO | NAME | ENTRANT | Q1 | LAPS | PERCENT | TIME OF DAY | Q2 | LAPS | TIME OF DAY | Q3 | LAPS | TIME OF DAY |
|---------------------|--------------------|-------------------------------|-------------------------------|-----------------|------|---------|-------------|-----------------|------|-------------|-----------------|------|-------------|
| 1 | 44 | L. HAMILTON | Mercedes AMG Petronas F1 Team | 1:31.391 | 5 | 100.072 | 18:03:27 | 1:30.039 | 3 | 18:28:17 | 1:29.493 | 6 | 18:56:31 |
| 2 | 6 | N. ROSBERG | Mercedes AMG Petronas F1 Team | 1:31.325 | 4 | 100.000 | 18:03:33 | 1:30.535 | 3 | 18:28:22 | 1:29.570 | 6 | 18:56:56 |
| 3 | 5 | S. VETTEL | Scuderia Ferrari | 1:31.636 | 5 | 100.340 | 18:03:23 | 1:30.409 | 3 | 18:28:39 | 1:30.012 | 6 | 18:56:45 |
| 4 | 7 | K. RAIKKONEN | Scuderia Ferrari | 1:31.685 | 5 | 100.394 | 18:03:29 | 1:30.559 | 3 | 18:28:10 | 1:30.244 | 6 | 18:49:34 |
| 5 | 3 | D. RICCIARDO | Red Bull Racing | 1:31.403 | 6 | 100.085 | 18:10:55 | 1:31.122 | 3 | 18:29:33 | 1:30.854 | 3 | 18:50:32 |
| 6 | 77 | V. BOTTAS | Williams Martini Racing | 1:31.672 | 3 | 100.379 | 18:04:49 | 1:30.931 | 6 | 18:39:28 | 1:31.153 | 3 | 18:50:09 |
| 7 | 19 | F. MASSA | Williams Martini Racing | 1:32.045 | 3 | 100.788 | 18:04:43 | 1:31.374 | 4 | 18:28:52 | 1:31.155 | 3 | 18:50:20 |
| 8 | 27 | N. HULKENBERG | Sahara Force India F1 Team | 1:31.987 | 6 | 100.724 | 18:13:57 | 1:31.604 | 6 | 18:35:28 | 1:31.620 | 3 | 18:50:40 |
| 9 | 8 | R. GROSJEAN | Haas F1 Team | 1:32.005 | 6 | 100.744 | 18:10:21 | 1:31.756 | 3 | 18:29:08 | | | |
| 10 | 33 | M. VERSTAPPEN | Scuderia Toro Rosso | 1:31.888 | 6 | 100.616 | 18:13:14 | 1:31.772 | 3 | 18:29:38 | | | |
| 11 | 55 | C. SAINZ | Scuderia Toro Rosso | 1:31.716 | 6 | 100.428 | 18:13:03 | 1:31.816 | 3 | 18:29:15 | | | |
| 12 | 47 | S. VANDOORNE | McLaren Honda | 1:32.472 | 6 | 101.255 | 18:09:30 | 1:31.934 | 3 | 18:28:58 | | | |
| 13 | 21 | E. GUTIERREZ | Haas F1 Team | 1:32.118 | 6 | 100.868 | 18:10:17 | 1:31.945 | 3 | 18:29:28 | | | |
| 14 | 22 | J. BUTTON | McLaren Honda | 1:31.976 | 6 | 100.712 | 18:09:37 | 1:31.998 | 3 | 18:29:23 | | | |
| 15 | 26 | D. KVYAT | Red Bull Racing | 1:32.559 | 6 | 101.351 | 18:10:36 | 1:32.241 | 3 | 18:29:20 | | | |
| 16 | 94 | P. WEHRLEIN | Manor Racing MRT | 1:32.806 | 6 | 101.621 | 18:11:46 | | | | | | |
| 17 | 9 | M. ERICSSON | Sauber F1 Team | 1:32.840 | 6 | 101.658 | 18:09:14 | | | | | | |
| 18 | 11 | S. PEREZ | Sahara Force India F1 Team | 1:32.911 | 7 | 101.736 | 18:04:26 | | | | | | |
| 19 | 20 | K. MAGNUSSEN | Renault Sport F1 Team | 1:33.181 | 3 | 102.032 | 18:06:39 | | | | | | |
| 20 | 30 | J. PALMER | Renault Sport F1 Team | 1:33.438 | 6 | 102.313 | 18:09:27 | | | | | | |
| 21 | 88 | R. HARYANTO | Manor Racing MRT | 1:34.190 | 3 | 103.137 | 18:04:39 | | | | | | |
| 22 | 12 | F. NASR | Sauber F1 Team | 1:34.388 | 4 | 103.353 | 18:03:48 | | | | | | |
| POLE POSITION LAP | | | | | | | | | | | | | |
| 44 | L. HAMILTON | Mercedes AMG Petronas F1 Team | | 1:29.493 | | | | 217.706 | KPH | | | | |
| FASTEST LAP OVERALL | | | | | | | | | | | | | |
| 44 | L. HAMILTON | Mercedes AMG Petronas F1 Team | | 1:29.493 | | | | 217.706 | KPH | | | | |



Race Official Classification after 57 laps – 308,238 kms.

| POS | NO | DRIVER | NAT | ENTRANT | LAPS | TIME | GAP | KPH | BEST | LAP |
|----------------|---------------------|----------------------|-------------------------------|-------------------------------|-----------|--------------------|---------|----------|----------|-----|
| 1 | 6 | N. ROSBERG | GER | Mercedes AMG Petronas F1 Team | 57 | 1:33:34.696 | | 197.634 | 1:34.482 | 41 |
| 2 | 7 | K. RAIKKONEN | FIN | Scuderia Ferrari | 57 | 1:33:44.978 | 10.282 | 197.273 | 1:35.158 | 39 |
| 3 | 44 | L. HAMILTON | GBR | Mercedes AMG Petronas F1 Team | 57 | 1:34:04.844 | 30.148 | 196.578 | 1:34.677 | 43 |
| 4 | 3 | D. RICCIARDO | AUS | Red Bull Racing | 57 | 1:34:37.190 | 62.494 | 195.458 | 1:36.064 | 44 |
| 5 | 8 | R. GROSJEAN | FRA | Haas F1 Team | 57 | 1:34:52.995 | 78.299 | 194.916 | 1:36.095 | 42 |
| 6 | 33 | M. VERSTAPPEN | NED | Scuderia Toro Rosso | 57 | 1:34:55.625 | 80.929 | 194.826 | 1:35.504 | 49 |
| 7 | 26 | D. KVYAT | RUS | Red Bull Racing | 56 | 1:33:35.830 | 1 LAP | 194.125 | 1:35.678 | 36 |
| 8 | 19 | F. MASSA | BRA | Williams Martini Racing | 56 | 1:33:38.285 | 1 LAP | 194.040 | 1:37.560 | 31 |
| 9 | 77 | V. BOTTAS | FIN | Williams Martini Racing | 56 | 1:33:45.236 | 1 LAP | 193.800 | 1:37.077 | 37 |
| 10 | 47 | S. VANDOORNE | BEL | McLaren Honda | 56 | 1:33:48.091 | 1 LAP | 193.702 | 1:36.121 | 44 |
| 11 | 20 | K. MAGNUSSEN | DEN | Renault Sport F1 Team | 56 | 1:34:05.984 | 1 LAP | 193.088 | 1:36.730 | 40 |
| 12 | 9 | M. ERICSSON | SWE | Sauber F1 Team | 56 | 1:34:13.777 | 1 LAP | 192.822 | 1:38.003 | 32 |
| 13 | 94 | P. WEHRLEIN | GER | Manor Racing MRT | 56 | 1:34:16.318 | 1 LAP | 192.735 | 1:35.448 | 43 |
| 14 | 12 | F. NASR | BRA | Sauber F1 Team | 56 | 1:34:22.365 | 1 LAP | 192.529 | 1:35.360 | 49 |
| 15 | 27 | N. HULKENBERG | GER | Sahara Force India F1 Team | 56 | 1:34:23.444 | 1 LAP | 192.493 | 1:35.188 | 53 |
| 16 | 11 | S. PEREZ | MEX | Sahara Force India F1 Team | 56 | 1:34:25.272 | 1 LAP | 192.430 | 1:36.067 | 39 |
| 17 | 88 | R. HARYANTO | INA | Manor Racing MRT | 56 | 1:34:44.225 | 1 LAP | 191.789 | 1:36.685 | 47 |
| NOT CLASSIFIED | | | | | | | | | | |
| 55 | C. SAINZ | ESP | Scuderia Toro Rosso | 29 | 50:22.411 | DNF | 186.648 | 1:38.408 | 22 | |
| 21 | E. GUTIERREZ | MEX | Haas F1 Team | 9 | 15:53.345 | DNF | 183.000 | 1:39.341 | 2 | |
| 22 | J. BUTTON | GBR | McLaren Honda | 6 | 10:05.435 | DNF | 191.619 | 1:39.427 | 3 | |
| 5 | S. VETTEL | GER | Scuderia Ferrari | 0 | | DNS | | | | |
| 30 | J. PALMER | GBR | Renault Sport F1 Team | 0 | | DNS | | | | |
| FASTEST LAP | | | | | | | | | | |
| 6 | N. ROSBERG | GER | Mercedes AMG Petronas F1 Team | | | 1:34.482 on lap 41 | | 206.210 | | |



Third round: Chinese Grand Prix (17th April 2016)

Qualifying Classification

| POS | NO | NAME | ENTRANT | Q1 | LAPS | PERCENT | TIME OF DAY | Q2 | LAPS | TIME OF DAY | Q3 | LAPS | TIME OF DAY |
|-----|-------------------|-------------------------------|-------------------------------|---------------------|------|----------------|-------------|-----------------|------|-------------|-----------------|------|-------------|
| 1 | 6 | N. ROSBERG | Mercedes AMG Petronas F1 Team | 1:37.669 | 7 | 100.688 | 15:33:53 | 1:36.240 | 3 | 15:52:15 | 1:35.402 | 6 | 16:24:36 |
| 2 | 3 | D. RICCIARDO | Red Bull Racing | 1:37.672 | 3 | 100.691 | 15:36:11 | 1:36.815 | 4 | 15:55:22 | 1:35.917 | 6 | 16:24:48 |
| 3 | 7 | K. RAIKKONEN | Scuderia Ferrari | 1:37.347 | 4 | 100.356 | 15:35:54 | 1:36.118 | 3 | 15:57:57 | 1:35.972 | 6 | 16:17:34 |
| 4 | 5 | S. VETTEL | Scuderia Ferrari | 1:37.001 | 4 | 100.000 | 15:36:31 | 1:36.183 | 3 | 15:58:13 | 1:36.246 | 3 | 16:25:18 |
| 5 | 77 | V. BOTTAS | Williams Martini Racing | 1:37.537 | 4 | 100.552 | 15:36:00 | 1:36.831 | 3 | 16:00:23 | 1:36.296 | 6 | 16:24:14 |
| 6 | 26 | D. KVYAT | Red Bull Racing | 1:37.719 | 4 | 100.740 | 15:36:15 | 1:36.948 | 4 | 15:55:28 | 1:36.399 | 6 | 16:25:02 |
| 7 | 11 | S. PEREZ | Sahara Force India F1 Team | 1:38.096 | 5 | 101.128 | 15:37:01 | 1:37.149 | 4 | 15:53:20 | 1:36.865 | 6 | 16:24:55 |
| 8 | 55 | C. SAINZ | Scuderia Toro Rosso | 1:37.656 | 5 | 100.675 | 15:37:08 | 1:37.204 | 4 | 15:54:49 | 1:36.881 | 6 | 16:25:26 |
| 9 | 33 | M. VERSTAPPEN | Scuderia Toro Rosso | 1:38.181 | 5 | 101.216 | 15:36:53 | 1:37.265 | 4 | 15:54:34 | 1:37.194 | 6 | 16:25:08 |
| 10 | 27 | N. HULKENBERG | Sahara Force India F1 Team | 1:38.165 | 6 | 101.199 | 15:36:21 | 1:37.333 | 4 | 15:53:58 | | | |
| 11 | 19 | F. MASSA | Williams Martini Racing | 1:38.016 | 5 | 101.046 | 15:36:50 | 1:37.347 | 4 | 15:54:59 | | | |
| 12 | 14 | F. ALONSO | McLaren Honda | 1:38.451 | 7 | 101.494 | 15:29:18 | 1:38.826 | 4 | 15:54:21 | | | |
| 13 | 22 | J. BUTTON | McLaren Honda | 1:37.593 | 7 | 100.610 | 15:40:53 | 1:39.093 | 4 | 15:53:35 | | | |
| 14 | 8 | R. GROSJEAN | Haas F1 Team | 1:38.425 | 9 | 101.468 | 15:36:04 | 1:39.830 | 4 | 15:54:27 | | | |
| 15 | 9 | M. ERICSSON | Sauber F1 Team | 1:38.321 | 7 | 101.360 | 15:41:01 | 1:40.742 | 4 | 15:52:25 | | | |
| 16 | 12 | F. NASR | Sauber F1 Team | 1:38.654 | 7 | 101.704 | 15:40:06 | 1:42.430 | 4 | 15:52:08 | | | |
| 17 | 20 | K. MAGNUSSEN | Renault Sport F1 Team | 1:38.673 | 9 | 101.723 | 15:40:24 | | | | | | |
| 18 | 21 | E. GUTIERREZ | Haas F1 Team | 1:38.770 | 9 | 101.823 | 15:36:27 | | | | | | |
| 19 | 30 | J. PALMER | Renault Sport F1 Team | 1:39.528 | 9 | 102.605 | 15:40:15 | | | | | | |
| 20 | 88 | R. HARYANTO | Manor Racing MRT | 1:40.264 | 9 | 103.363 | 15:40:10 | | | | | | |
| | 94 | P. WEHRLEIN | Manor Racing MRT | DNF | 2 | | | | | | | | |
| | 44 | L. HAMILTON | Mercedes AMG Petronas F1 Team | DNF | 3 | | | | | | | | |
| | | | | QUALIFYING CRITERIA | | | | | | | | | |
| | | | | 1:43.791 | | 107.000 | | | | | | | |
| | | | | POLE POSITION LAP | | | | | | | | | |
| 6 | N. ROSBERG | Mercedes AMG Petronas F1 Team | | 1:35.402 | | | 205.693 KPH | | | | | | |
| | | | | FASTEST LAP OVERALL | | | | | | | | | |
| 6 | N. ROSBERG | Mercedes AMG Petronas F1 Team | | 1:35.402 | | | 205.693 KPH | | | | | | |



Race Official Classification after 56 laps – 305,066 kms.

| POS | NO | DRIVER | NAT | ENTRANT | LAPS | TIME | GAP | KPH | BEST | LAP |
|--------------------|----|----------------------|-----|-------------------------------|------|--------------------|---------|---------|----------|-----|
| 1 | 6 | N. ROSBERG | GER | Mercedes AMG Petronas F1 Team | 56 | 1:38:53.891 | | 185.078 | 1:40.418 | 38 |
| 2 | 5 | S. VETTEL | GER | Scuderia Ferrari | 56 | 1:39:31.667 | 37.776 | 183.908 | 1:40.610 | 37 |
| 3 | 26 | D. KVYAT | RUS | Red Bull Racing | 56 | 1:39:39.827 | 45.936 | 183.657 | 1:41.546 | 38 |
| 4 | 3 | D. RICCIARDO | AUS | Red Bull Racing | 56 | 1:39:46.579 | 52.688 | 183.449 | 1:41.015 | 55 |
| 5 | 7 | K. RAIKKONEN | FIN | Scuderia Ferrari | 56 | 1:39:59.763 | 65.872 | 183.046 | 1:40.593 | 40 |
| 6 | 19 | F. MASSA | BRA | Williams Martini Racing | 56 | 1:40:09.402 | 75.511 | 182.753 | 1:41.815 | 34 |
| 7 | 44 | L. HAMILTON | GBR | Mercedes AMG Petronas F1 Team | 56 | 1:40:12.121 | 78.230 | 182.670 | 1:40.662 | 32 |
| 8 | 33 | M. VERSTAPPEN | NED | Scuderia Toro Rosso | 56 | 1:40:13.159 | 79.268 | 182.639 | 1:40.399 | 41 |
| 9 | 55 | C. SAINZ | ESP | Scuderia Toro Rosso | 56 | 1:40:18.018 | 84.127 | 182.491 | 1:41.485 | 35 |
| 10 | 77 | V. BOTTAS | FIN | Williams Martini Racing | 56 | 1:40:20.083 | 86.192 | 182.428 | 1:41.558 | 23 |
| 11 | 11 | S. PEREZ | MEX | Sahara Force India F1 Team | 56 | 1:40:28.174 | 94.283 | 182.184 | 1:41.846 | 30 |
| 12 | 14 | F. ALONSO | ESP | McLaren Honda | 56 | 1:40:31.144 | 97.253 | 182.094 | 1:42.226 | 36 |
| 13 | 22 | J. BUTTON | GBR | McLaren Honda | 56 | 1:40:35.881 | 101.990 | 181.951 | 1:40.298 | 46 |
| 14 | 21 | E. GUTIERREZ | MEX | Haas F1 Team | 55 | 1:38:58.537 | 1 LAP | 181.629 | 1:40.368 | 45 |
| 15 | 27 | N. HULKENBERG | GER | Sahara Force India F1 Team | 55 | 1:38:59.871 | 1 LAP | 181.588 | 1:39.824 | 48 |
| 16 | 9 | M. ERICSSON | SWE | Sauber F1 Team | 55 | 1:39:10.418 | 1 LAP | 181.266 | 1:43.269 | 41 |
| 17 | 20 | K. MAGNUSSEN | DEN | Renault Sport F1 Team | 55 | 1:39:20.177 | 1 LAP | 180.970 | 1:42.311 | 22 |
| 18 | 94 | P. WEHRLEIN | GER | Manor Racing MRT | 55 | 1:39:24.975 | 1 LAP | 180.824 | 1:41.489 | 48 |
| 19 | 8 | R. GROSJEAN | FRA | Haas F1 Team | 55 | 1:39:26.606 | 1 LAP | 180.775 | 1:39.923 | 47 |
| 20 | 12 | F. NASR | BRA | Sauber F1 Team | 55 | 1:39:49.662 | 1 LAP | 180.079 | 1:40.582 | 42 |
| 21 | 88 | R. HARYANTO | INA | Manor Racing MRT | 55 | 1:39:55.203 | 1 LAP | 179.912 | 1:42.009 | 42 |
| 22 | 30 | J. PALMER | GBR | Renault Sport F1 Team | 55 | 1:39:57.369 | 1 LAP | 179.847 | 1:42.232 | 26 |
| FASTEST LAP | | | | | | | | | | |
| | 27 | N. HULKENBERG | GER | Sahara Force India F1 Team | | 1:39.824 on lap 48 | | 196.581 | | |



Fourth round: Russian Grand Prix (1st May 2016)

Qualifying Classification

| POS | NO | NAME | ENTRANT | Q1 | LAPS | PERCENT | TIME OF DAY | Q2 | LAPS | TIME OF DAY | Q3 | LAPS | TIME OF DAY |
|----------------------------|-------------------|-------------------------------|-------------------------------|-----------------|------|---------|-------------|-----------------|------|-------------|-----------------|------|-------------|
| 1 | 6 | N. ROSBERG | Mercedes AMG Petronas F1 Team | 1:36.119 | 7 | 100.117 | 15:09:32 | 1:35.337 | 4 | 15:30:31 | 1:35.417 | 5 | 15:53:36 |
| 2 | 5 | S. VETTEL | Scuderia Ferrari | 1:36.555 | 6 | 100.571 | 15:15:44 | 1:36.623 | 3 | 15:35:31 | 1:36.123 | 7 | 16:01:01 |
| 3 | 77 | V. BOTTAS | Williams Martini Racing | 1:37.746 | 6 | 101.812 | 15:11:47 | 1:37.140 | 4 | 15:39:01 | 1:36.536 | 7 | 15:53:30 |
| 4 | 7 | K. RAIKKONEN | Scuderia Ferrari | 1:36.976 | 5 | 101.010 | 15:12:29 | 1:36.741 | 4 | 15:36:58 | 1:36.663 | 8 | 16:00:34 |
| 5 | 19 | F. MASSA | Williams Martini Racing | 1:37.753 | 5 | 101.819 | 15:15:29 | 1:37.230 | 4 | 15:38:38 | 1:37.016 | 7 | 15:53:42 |
| 6 | 3 | D. RICCIARDO | Red Bull Racing | 1:38.091 | 6 | 102.171 | 15:13:56 | 1:37.569 | 8 | 15:31:33 | 1:37.125 | 8 | 15:53:20 |
| 7 | 11 | S. PEREZ | Sahara Force India F1 Team | 1:38.006 | 8 | 102.083 | 15:15:33 | 1:37.282 | 6 | 15:29:01 | 1:37.212 | 6 | 16:00:26 |
| 8 | 26 | D. KVIAT | Red Bull Racing | 1:38.265 | 6 | 102.352 | 15:16:03 | 1:37.606 | 9 | 15:41:14 | 1:37.459 | 7 | 15:59:52 |
| 9 | 33 | M. VERSTAPPEN | Scuderia Toro Rosso | 1:38.123 | 7 | 102.205 | 15:19:14 | 1:37.510 | 8 | 15:29:05 | 1:37.583 | 5 | 15:57:23 |
| 10 | 44 | L. HAMILTON | Mercedes AMG Petronas F1 Team | 1:36.006 | 7 | 100.000 | 15:11:23 | 1:35.820 | 6 | 15:30:50 | | | |
| 11 | 55 | C. SAINZ | Scuderia Toro Rosso | 1:37.784 | 7 | 101.851 | 15:18:55 | 1:37.652 | 7 | 15:28:48 | | | |
| 12 | 22 | J. BUTTON | McLaren Honda | 1:38.332 | 6 | 102.422 | 15:17:25 | 1:37.701 | 8 | 15:40:48 | | | |
| 13 | 27 | N. HULKENBERG | Sahara Force India F1 Team | 1:38.562 | 9 | 102.662 | 15:04:34 | 1:37.771 | 8 | 15:37:14 | | | |
| 14 | 14 | F. ALONSO | McLaren Honda | 1:37.971 | 6 | 102.046 | 15:13:16 | 1:37.807 | 8 | 15:40:34 | | | |
| 15 | 8 | R. GROSJEAN | Haas F1 Team | 1:38.383 | 9 | 102.475 | 15:18:42 | 1:38.055 | 7 | 15:29:46 | | | |
| 16 | 21 | E. GUTIERREZ | Haas F1 Team | 1:38.678 | 10 | 102.783 | 15:14:37 | 1:38.115 | 8 | 15:40:24 | | | |
| 17 | 20 | K. MAGNUSSEN | Renault Sport F1 Team | 1:38.914 | 10 | 103.028 | 15:18:01 | | | | | | |
| 18 | 30 | J. PALMER | Renault Sport F1 Team | 1:39.009 | 9 | 103.127 | 15:18:35 | | | | | | |
| 19 | 12 | F. NASR | Sauber F1 Team | 1:39.018 | 10 | 103.137 | 15:07:15 | | | | | | |
| 20 | 94 | P. WEHRLEIN | Manor Racing MRT | 1:39.399 | 10 | 103.534 | 15:16:09 | | | | | | |
| 21 | 88 | R. HARYANTO | Manor Racing MRT | 1:39.463 | 10 | 103.600 | 15:19:23 | | | | | | |
| 22 | 9 | M. ERICSSON | Sauber F1 Team | 1:39.519 | 10 | 103.659 | 15:19:20 | | | | | | |
| POLE POSITION LAP | | | | | | | | | | | | | |
| 6 | N. ROSBERG | Mercedes AMG Petronas F1 Team | | 1:35.417 | | | | 220.639 KPH | | | | | |
| FASTEST LAP OVERALL | | | | | | | | | | | | | |
| 6 | N. ROSBERG | Mercedes AMG Petronas F1 Team | | 1:35.337 | | | | 220.825 KPH | | | | | |



Race Official Classification after 53 laps – 309.745 kms.

| POS | NO | DRIVER | NAT | ENTRANT | LAPS | TIME | GAP | KPH | BEST | LAP | |
|-----------------------|----|----------------------|-----|-------------------------------|------|--------------------|--------|---------|----------|----------|----|
| 1 | 6 | N. ROSBERG | GER | Mercedes AMG Petronas F1 Team | 53 | 1:32:41.997 | | 200.482 | 1:39.094 | 52 | |
| 2 | 44 | L. HAMILTON | GBR | Mercedes AMG Petronas F1 Team | 53 | 1:33:07.019 | 25.022 | 6.976 | 199.584 | 1:40.266 | 36 |
| 3 | 7 | K. RAIKKONEN | FIN | Scuderia Ferrari | 53 | 1:33:13.995 | 31.998 | 18.219 | 199.335 | 1:40.101 | 47 |
| 4 | 77 | V. BOTTAS | FIN | Williams Martini Racing | 53 | 1:33:32.214 | 50.217 | 24.210 | 198.688 | 1:41.159 | 37 |
| 5 | 19 | F. MASSA | BRA | Williams Martini Racing | 53 | 1:33:56.424 | 74.427 | 1 LAP | 197.834 | 1:39.743 | 52 |
| 6 | 14 | F. ALONSO | ESP | McLaren Honda | 52 | 1:32:45.103 | 1 LAP | 8.638 | 196.587 | 1:40.347 | 52 |
| 7 | 20 | K. MAGNUSSEN | DEN | Renault Sport F1 Team | 52 | 1:32:53.741 | 1 LAP | 1.952 | 196.282 | 1:41.832 | 50 |
| 8 | 8 | R. GROSJEAN | FRA | Haas F1 Team | 52 | 1:32:55.693 | 1 LAP | 1.524 | 196.213 | 1:42.026 | 51 |
| 9 | 11 | S. PEREZ | MEX | Sahara Force India F1 Team | 52 | 1:32:57.217 | 1 LAP | 3.962 | 196.160 | 1:41.897 | 47 |
| 10 | 22 | J. BUTTON | GBR | McLaren Honda | 52 | 1:33:01.179 | 1 LAP | 7.663 | 196.021 | 1:41.720 | 50 |
| 11 | 3 | D. RICCIARDO | AUS | Red Bull Racing | 52 | 1:33:08.842 | 1 LAP | 9.224 | 195.752 | 1:41.179 | 46 |
| 12 | 55 | C. SAINZ * | ESP | Scuderia Toro Rosso | 52 | 1:33:18.066 | 1 LAP | 0.046 | 195.429 | 1:42.205 | 41 |
| 13 | 30 | J. PALMER | GBR | Renault Sport F1 Team | 52 | 1:33:18.112 | 1 LAP | 1.965 | 195.428 | 1:42.660 | 37 |
| 14 | 9 | M. ERICSSON | SWE | Sauber F1 Team | 52 | 1:33:20.077 | 1 LAP | 15.653 | 195.359 | 1:42.050 | 45 |
| 15 | 26 | D. KVYAT | RUS | Red Bull Racing | 52 | 1:33:35.730 | 1 LAP | 6.590 | 194.815 | 1:42.344 | 44 |
| 16 | 12 | F. NASR * | BRA | Sauber F1 Team | 52 | 1:33:42.320 | 1 LAP | 7.130 | 194.586 | 1:42.253 | 50 |
| 17 | 21 | E. GUTIERREZ | MEX | Haas F1 Team | 52 | 1:33:49.450 | 1 LAP | 1 LAP | 194.340 | 1:42.378 | 52 |
| 18 | 94 | P. WEHRLEIN | GER | Manor Racing MRT | 51 | 1:33:19.352 | 2 LAPS | | 191.625 | 1:41.907 | 43 |
| NOT CLASSIFIED | | | | | | | | | | | |
| 33 | | M. VERSTAPPEN | NED | Scuderia Toro Rosso | 33 | 59:59.884 | DNF | | 192.791 | 1:42.029 | 32 |
| 5 | | S. VETTEL | GER | Scuderia Ferrari | 0 | | DNF | | | | |
| 27 | | N. HULKENBERG | GER | Sahara Force India F1 Team | 0 | | DNF | | | | |
| 88 | | R. HARYANTO | INA | Manor Racing MRT | 0 | | DNF | | | | |
| FASTEST LAP | | | | | | | | | | | |
| 6 | | N. ROSBERG | GER | Mercedes AMG Petronas F1 Team | | 1:39.094 on lap 52 | | 212.452 | | | |

Historial del Gran Premio de España de F1 (1913 - 2015)

| Año | Circuito | Long. | Ganador | Auto | Segundo | Auto | a | Tercer | Auto | a | P.Preferent | Auto | Tempo |
|------|-------------|---------|---------------------|-------------------------------|-----------------------|------------------------------|----------|-----------------------|----------------------------|----------|---|-------------------------------|----------|
| Year | Circuit | L.track | Winner | Car | Second | Car | a | Third | Car | a | Poleman | Car | Time |
| Any | Circuit | Long. | Guanyador | Auto | Segon | Auto | a | Tercer | Auto | a | P.Preferent | Auto | Temps |
| 1913 | Guadarrama | 90.500 | Carlos de Salamanca | Rolls Royce 7.4 6L 1.900 | Marqués de Aulencia | Lorraine-Dietrich 7.8 2.200 | 2'52"2 | George E.Plattford | Rolls Royce 7.4 6L 1.900kg | 5'44"0 | Por Sorteo/Per Sorteig/Decided by lot /Tirage au sort | | |
| 1923 | Sitges | 2.000 | Dario Resta | Talbot 1.5 4L | Albert Divo | Talbot 1.5 4L | 0"1 | Conde Zborowski | Aston Martin | 1'732"0 | Por Sorteo | | |
| 1924 | Lasarte A | 17.700 | Henri O.D. segrave | Sunbeam | Meo Constantini | Bugatti 35 20 8L | 1'24"0 | André Morel | Delage | 2'30"0 | Por Sorteo | | |
| 1925 | Lasarte A | 17.700 | Albert Divo | Delage | Robert Benoist | Delage | 10'42"0 | René Thomas | Delage | 11'25"0 | Por Sorteo | | |
| 1926 | Lasarte B | 17.315 | Meo Costantini | Bugatti | Jules Goux | Bugatti 35 2.0 8L oficial | 16'29" | L.Wagner-R.Benoist | Delage | 21'10" | Por Sorteo | | |
| 1927 | Lasarte B | 17.315 | Robert Benoist | Delage | Conde Conelli | Bugatti 39 1.5 8L C oficial | 2'17"0 | Edmond Bourlier | Delage | 7'27"0 | Por Sorteo | | |
| 1928 | Lasarte B | 17.315 | Louis Chiron | Bugatti | E.Bouriano | Bugatti | 4'31" | J. Delemer | E.H.P. | 4'54"8 | Por Sorteo | | |
| 1929 | Lasarte B | 17.315 | L.Rigal-G.Zehender | Alfa Romeo 1750 Oficial | Colombo-G.Platé | Alfa Romeo 1750 oficial | 1'251 | Henri Stoffel | Chrysler | 1,072 | Por Sorteo | | |
| 1930 | Lasarte B | 17.315 | Achille Varzi | Maserati 8C-2.500 8L | Aymo Maggi | Maserati 8C-2.500 8L | 21'59"0 | Ferrand | Peugeot | 27'04"0 | Por Sorteo | | |
| 1933 | Lasarte B | 17.315 | Louis Chiron | Alfa Romeo P3 2.6/Ferrari | Luigi Fagioli | Alfa Romeo P3 2.6/Ferrari | | Marcel Lehoux | Bugatti 51 2.3 | | Por Sorteo | | |
| 1934 | Lasarte B | 17.315 | Luigi Fagioli | Mercedes Benz W25 8L | Rudolf Caracciola | Mercedes Benz W25 8L | 53"0 | Tazio Nuvolari | Bugatti 59 | 1'17"0 | Por Sorteo | | |
| 1935 | Lasarte B | 17.315 | Rudolf Caracciola | Mercedes Benz W25 4.0 8L | Luigi Fagioli | Mercedes Benz W25 4.0 8L | | Manfred V Brauchistch | Mercedes Benz W25 4.0 8L | | Por Sorteo | | |
| 1951 | Pedralbes B | 6.308 | Juan Manuel Fangio | Alfa Romeo 159 M 1.5 8l 2C | José Froilán Gonzalez | Ferrari 375 4.5 V12 | 54"37 | Giuseppe Farina | Alfa Romeo 159 1.5 8L 2C | 1'45"63 | Alberto Ascari | Ferrari 375 4.5 V12 2'10"59 | |
| 1954 | Pedralbes B | 6.308 | Mike Hawthorn | Ferrari 4L | Luigi Musso | Maserati 250 6L | 1'13"12 | Juan Manuel Fangio | Mercedes W196 8L | 1 vta | Alberto Ascari | Lancia D50 V8 | 2'18"1 |
| 1967 | Jarama A | 3.404 | Jim Clark | Lotus 49-Ford Cosworth DFV V8 | Graham Hill | Lotus 49-Cosworth DFV V8 | 15"2 | Jack Brabham | Brabham BT19-Cosworth DFV | 1'11"5 | Jim Clark | Lotus 49-Cosworth DFV V8 | 1'28"6 |
| 1968 | Jarama A | 3.404 | Graham Hill | Lotus 49-Cosworth DFV | Denis Hulme | McLaren M7A-Cosworth V8 | 16"0 | Brian Redman | Cooper T86B-BRM V12 | 1 vta | Chris Amon | Ferrari 312 V12 | 1'27"9 |
| 1969 | Montjuic | 3.790 | Jackie Stewart | Matra MS80-Cosworth DFV | Bruce McLaren | McLaren M7C-Cosworth V8 | 2 vtas | Maire Pierre Beltoise | Lotus MS80-Cosworth DFV | 3 vtas | Jochen Rindt | Lotus 79-Cosworth DFV V8 | 1'25"7 |
| 1970 | Jarama A | 3.404 | Jackie Stewart | March 701-Cosworth DFV | Bruce McLaren | McLaren M14A-Cosworth DFV | 1 vta | Mario Andretti | March 701-Cosworth DFV V8 | 1 vta | Jack Brabham | Brabham BT33-Cosworth DFV8 | 1'23"9 |
| 1971 | Montjuic | 3.790 | Jackie Stewart | Tyrrell 003-Cosworth DFV V8 | Jacky Ickx | Ferrari 312B 12 boxer | 3"4 | Chris Amon | Matra Simca MS120B V12 | 58"1 | Jacky Ickx | Ferrari 312B 12 boxer | 1'25"9 |
| 1972 | Jarama A | 3.404 | Emerson Fitipaldi | Lotus 72D-Cosworth DFV V8 | Jacky Ickx | Ferrari 312B2 12 boxer | 18"92 | Clay Regazzoni | Ferrari 312B2 12 boxer | 1 vta | Jacky Ickx | Ferrari 312B2 12 boxer | 1'18"43 |
| 1973 | Montjuic | 3.790 | Emerson Fitipaldi | Lotus 72-Cosworth DFV V8 | François Cévert | Tyrrell 006-Cosworth DFV V8 | 42"7 | George Follmer | Shadow DN1-Cosworth DFV8 | 1'13"1 | Ronnie Peterson | Lotus 72-Cosworth DFV V8 | 1'21"8 |
| 1974 | Jarama A | 3.404 | Niki Lauda | Ferrari 312B3 12 boxer | Clay Regazzoni | Ferrari 312B3 12 boxer | 35"60 | Emerson Fitipaldi | McLaren M23-Cosworth DFV8 | 1 vta | Niki Lauda | Ferrari 312B3 12 boxer | 1'18"44 |
| 1975 | Montjuic | 3.790 | Jochen Mass | McLaren M23-Cosworth DFV V8 | Jacky Ickx | Lotus 72-Cosworth DFV V8 | 1"1 | Carlos Reutemann | Brabham BT44B-Cosworth | 1 vta | Niki Lauda | Ferrari 312T | 1'23"5 |
| 1976 | Jarama A | 3.404 | James Hunt | McLaren M23-Cosworth DFV V8 | Niki Lauda | Ferrari T2-76 12 boxer | 30"97 | Gunnar Nilsson | Lotus 77-Cosworth DFV V8 | 48"02 | James Hunt | McLaren M23-Cosworth DFV V8 | 1'18"52 |
| 1977 | Jarama A | 3.404 | Mario Andretti | Lotus 78-Cosworth DFV V8 | Carlos Reutemann | Ferrari 312T2 12 boxer | 15"85 | Jody Scheckter | Wolf Wr2-Cosworth DFV V8 | 24"51 | Mario Andretti | Lotus 78-Cosworth DFV V8 | 1'18"70 |
| 1978 | Jarama A | 3.404 | Mario Andretti | Lotus 79-Cosworth DFV V8 | Ronnie Peterson | Lotus 78-Cosworth DFV V8 | 19"56 | Jacques Laffite | Ligier JS9-Matra V12 | 37"24 | Mario Andretti | Lotus 79-Cosworth DFV V8 | 1'16"39 |
| 1979 | Jarama A | 3.404 | Patrick Depailler | Ligier JS11-Cosworth DFV V8 | Carlos Reutemann | Lotus 79-Cosworth DFV V8 | 20"94 | Mario Andretti | Lotus 80-Cosworth DFV V8 | 27"31 | Jacques Laffite | Ligier JS10 Ford | 1'14"50 |
| 1980 | Jarama B | 3.312 | Alan Jones | Williams FW07B-Cosworth DFV | Elio de Angelis | Lotus 81-Cosworth DFV V8 | 1'12"271 | Jochen Mass | Arrows A3-Cosworth DFV V8 | 50"904 | Jacques Laffite | Ligier JS11/15-Cosworth DFV | 1'12"64 |
| 1981 | Jarama B | 3.312 | Gilles Villeneuve | Ferrari 126 CK V6 Turbo | Jacques Laffite | Ligier JS17-Matra V12 | 0"21 | John Watson | McLaren MP4/2-CosworthDFV | 0"58 | Jacques Laffite | Ligier JS17-Matra V12 | 1'13"754 |
| 1986 | Jerez | 4.218 | Ayrton Senna | Lotus 98T-Renault V6 Turbo | Nigel Mansell | Williams FW11-Honda V6 Turbo | 0"014 | Alain Prost | McLaren MP4/2c TAGPorsche | 21"552 | Ayrton Senna | Lotus 98T-Renault V6 turbo | 1'21"605 |
| 1987 | Jerez | 4.218 | Nigel Mansell | Williams FW11B-Honda V6 Turbo | Alain Prost | McLaren MP4/3 TAGPorsche V8 | 22"225 | Stefan Johansson | McLaren MP4/3-TAG Porsche | 30"828 | Nelson Piquet | Williams FW11B-Honda V6 turbo | 1'22"461 |
| 1988 | Jerez | 4.218 | Alain Prost | McLaren MP4/4-Honda V6 Turbo | Nigel Mansell | Williams FW12-Judd V8 | 26"232 | Alessandro Nannini | Benetton B188-Ford V8 | 35"446 | Ayrton Senna | McLaren MP4/4-Honda V6 turbo | 1'24"067 |
| 1989 | Jerez | 4.218 | Ayrton Senna | McLaren MP4/5 Honda V10 | Gerhard Berger | Ferrari 640 V12 | 27"051 | Alain Prost | McLaren MP4/5 Honda V10 | 45"788 | Ayrton Senna | McLaren MP4/5-Honda V10 | 1'20"291 |
| 1990 | Jerez | 4.218 | Alain Prost | Ferrari 641 F1 90 V12 | Nigel Mansell | Ferrari 641 V12 | 22"064 | Alessandro Nannini | Benetton B190-Ford V8 | 34"874 | Ayrton Senna | McLaren MP4/5B Honda V10 | 1'18"387 |
| 1991 | Catalunya | 4.747 | Nigel Mansell | Williams FW14-Renault V10 | Alain Prost | Ferrari 642 V12 | 11"331 | Ricardo Patresse | Williams FW14-Renault V10 | 15"909 | Gerhard Berger | McLaren MP4/6-Honda V12 | 1'18"751 |
| 1992 | Catalunya | 4.747 | Nigel Mansell | Williams FW14B-Renault V10 | M. Schumacher | Benetton Ford B 192 | 23"914 | Jean Alesi | Ferrari F92 A | 26"462 | Nigel Mansell | Williams FW14B-Renault V10 | 1'20"190 |
| 1993 | Catalunya | 4.747 | Alain Prost | Williams FW15C-Renault V10 | Ayrton Senna | McLaren MP4/8-Ford V8 | 16"873 | Michael Schumacher | Benetton B193 B-Ford V8 | 27"125 | Alain Prost | Williams FW15C-Renault V10 | 1'17"809 |
| 1994 | Catalunya | 4.747* | Damon Hill | Williams FW16-Renault V10 | M. Schumacher | Benetton Ford V8 B 194 | 24"166 | Mark Blundell | Tyrrell 022/Yamaha V10 | 86"969 | M. Schumacher | Benetton Ford V8 B 194 | 1'21"908 |
| 1995 | Catalunya | 4.727 | Michael Schumacher | Benetton B 195-Renault V10 | Johnny Herbert | Benetton B 195-Renault | 51"988 | Gerhard Berger | Ferrari 412 T2-Ferrari V12 | 1'05"237 | M. Schumacher | Benetton B 195-Renault V10 | 1'21"452 |
| 1996 | Catalunya | 4.727 | Michael Schumacher | Ferrari F310-Ferrari V10 | Jean Alesi | Benetton B 196-Renault | 45"302 | Jacques Villeneuve | Williams FW18-Renault V10 | 48"388 | Damon Hill | Williams FW17-Renault V10 | 1'20"650 |
| 1997 | Catalunya | 4.727 | Jacques Villeneuve | Williams FW 19-Renault V10 | Olivier Panis | Prost / JS45-Mugen Honda | 05"804 | Jean Alesi | Benetton B 197-Renault V10 | 12"534 | J. Villeneuve | Williams FW19-Renault V10 | 1'16"525 |
| 1998 | Catalunya | 4.727 | Mika Hakkinen | McLaren MP4/13-Mercedes V10 | David Coulthard | McLaren MP4/13-Mercedes V10 | 09"439 | Michael Schumacher | Ferrari F398-Ferrari V10 | 47"094 | M. Hakkinen | McLaren MP4/13-Mercedes V10 | 1'20"262 |
| 1999 | Catalunya | 4.727 | Mika Hakkinen | McLaren MP4/14-Mercedes V10 | David Coulthard | McLaren MP4/14-Mercedes V10 | 06"238 | Michael Schumacher | Ferrari F399-Ferrari V10 | 10"845 | M. Hakkinen | McLaren MP4/14-Mercedes V10 | 1'22"088 |
| 2000 | Catalunya | 4.727 | Mika Hakkinen | McLaren MP4/15-Mercedes V10 | David Coulthard | McLaren MP4/15-Mercedes V10 | 16"066 | Rubens Barrichello | Ferrari F2000-Ferrari V10 | 29"112 | M.Schumacher | Ferrari F2000-Ferrari V10 | 1'20"974 |
| 2001 | Catalunya | 4.727 | Michael Schumacher | Ferrari F1-2001 Ferrari V10 | Juan Pablo Montoya | Williams FW23 | 40"738 | Jacques Villeneuve | BAR Honda 003 V10 | 49"626 | M. Schumacher | Ferrari F1-2001 Ferrari V10 | 1'18"201 |
| 2002 | Catalunya | 4.727 | Michael Schumacher | Ferrari F2002 | Juan Pablo Montoya | Williams FW24 | 35"630 | David Coulthard | McLaren MP4-17 | 42"623 | M. Schumacher | Ferrari F2002 | 1'16"364 |
| 2003 | Catalunya | 4.727 | Michael Schumacher | Ferrari 2003 GA | Fernando Alonso | Renault R23 | 5"716 | Rubens Barrichello | Ferrari 2003 GA | 18"001 | M. Schumacher | Ferrari 2003 GA | 1'17"762 |
| 2004 | Catalunya | 4.627 | Michael Schumacher | Ferrari F2004 | Rubens Barrichello | Ferrari F2004 | 13.290 | Jarno Trulli | R24 | 32,294 | M. Schumacher | Ferrari F2004 | 1'15"022 |
| 2005 | Catalunya | 4.627 | Kimi Räikkönen | McLaren MP4-20 | Fernando Alonso | Renault R25 | 27"600 | Jarno Trulli | R25 | 45,900 | K. Räikkönen | McLaren MP4.20 | 2:31.421 |
| 2006 | Catalunya | 4.627 | Fernando Alonso | Renault R26 | M. Schumacher | Ferrari | 18"502 | Giancarlo Fisichella | R26 | 23,951 | F.Alonso | R26 | 1:14.648 |
| 2007 | Catalunya | 4.655 | Felipe Massa | Ferrari F2007 | Lewis Hamilton | McLaren MP4-22 | 06"700 | Fernando Alonso | McLaren MP4-22 | 17,400 | Felipe Massa | Ferrari F2007 | 1:21.421 |
| 2008 | Catalunya | 4.655 | Kimi Räikkönen | Ferrari F2008 | Felipe Massa | Ferrari F2008 | 03"228 | Lewis Hamilton | McLaren MP4-23 | 4"187 | Kimi Räikkönen | Ferrari F2008 | 1:21.813 |
| 2009 | Catalunya | 4.655 | Jenson Button | Brawn BGP 001 | Rubens Barrichello | Brawn BGP 001 | 13"056 | Mark Webber | Red Bull RB5 | 13"924" | Jenson Button | Brawn BGP 001 | 1:20.527 |
| 2010 | Catalunya | 4.655 | Mark Webber | Red Bull RB6 | Fernando Alonso | Ferrari F10 | 24"065 | Sebastian Vettel | Red Bull RB6 | 51"338 | Mark Webber | Red Bull RB6 | 1:19.995 |
| 2011 | Catalunya | 4.655 | Sebastian Vettel | Red Bull RB7 | Lewis Hamilton | McLaren MP4-26 | 00"630 | Jenson Button | McLaren MP4-26 | 35"067 | Mark Webber | Red Bull RB7 | 1:20.981 |
| 2012 | Catalunya | 4.655 | Pastor Maldonado | Williams FW34 | Fernando Alonso | Ferrari F2012 | 03"195 | Kimi Raikkonen | Lotus E20 | 03"884 | Pastor Maldonado | Williams FW34 | 1:22.285 |
| 2013 | Catalunya | 4.655 | Fernando Alonso | Ferrari F138 | Kimi Raikkonen | Lotus E21 | 09"338 | Felipe Massa | Ferrari F138 | 26"049 | Nico Rosberg | Mercedes F1 W04 | 1:20.718 |
| 2014 | Catalunya | 4.655 | Lewis Hamilton | Mercedes F1 W05 | Nico Rosberg | Mercedes F1 W05 | 00"646 | Daniel Ricciardo | Red Bull RB10 | 49"014 | Lewis Hamilton | Mercedes F1 W05 | 1:25.232 |
| 2015 | Catalunya | 4.655 | Nico Rosberg | Mercedes F1 W06 Hybrid | Lewis Hamilton | Mercedes F1 W06 Hybrid | 17"551 | Sebastian Vettel | Ferrari SF15-T | 45"342 | Nico Rosberg | Mercedes F1 W06 Hybrid | 1:24.681 |

* Con chicane artificial de neumáticos - With "Beirut" tyres chicane - Amb xicane artificial de pneumàtics



**FORMULA 1
GRAN PREMIO
DE ESPAÑA PIRELLI 2016**

CATALUNYA
13-14-15 MAY



**Circuit de
Barcelona
CATALUNYA**

