

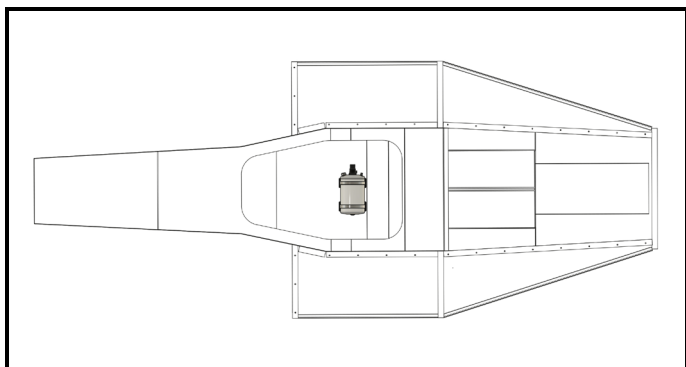
## 1. INSTALLATION DU SYSTEME DE SUPPRESSION D'INCENDIE / FIRE SUPPRESSION SYSTEM INSTALLATION

### 101. INSTALLATION DANS L'HABITACLE / COCKPIT INSTALLATION

- Emplacement et orientation du corps  
*Location and orientation of body*
- Emplacement et orientation des buses  
*Location and orientation of nozzles*
- Précaution à prendre lors de l'installation du système  
*Special care to take with the installation of the system*

A1-1) Installation dans l'habitacle (emplacement et orientation du corps)

*Cockpit installation (location and orientation of body)*

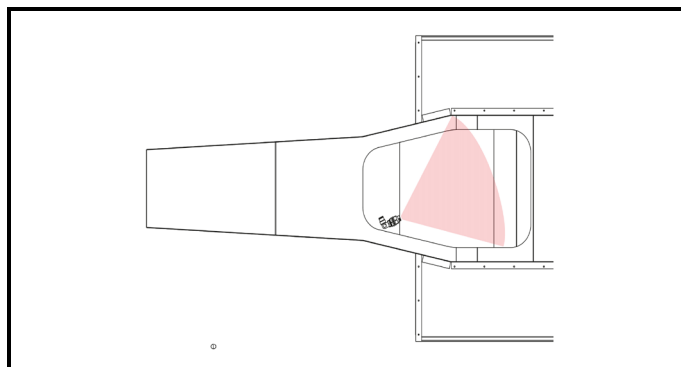


Transversally or longitudinally, and within the safety cell.

Secure on the left or right side of the cockpit. Aim nozzle towards centre line of the vehicle and aimed down towards the lap of the driver and not at head area. Ensure cylinder is not mounted where it will be exposed to extreme temperatures. Ensure nozzle is mounted securely and is not obstructed.

A1-2) Installation dans l'habitacle (emplacement et orientation des buses)

*Cockpit installation (location and orientation of nozzles)*

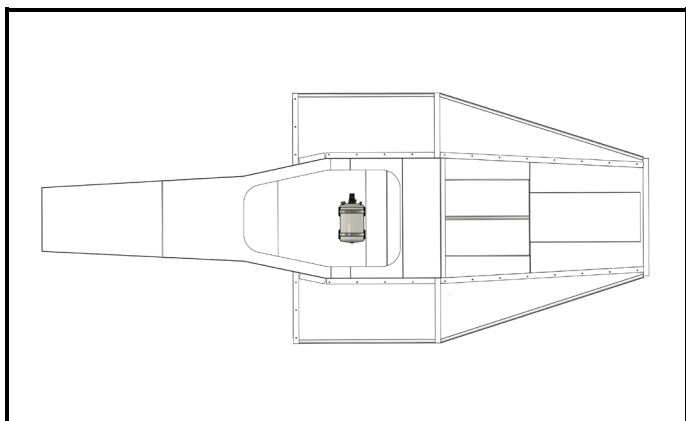


### 102. INSTALLATION DANS LE MOTEUR / ENGINE INSTALLATION

- Emplacement et orientation du corps  
*Location and orientation of body*
- Emplacement et orientation des buses  
*Location and orientation of nozzles*
- Précaution à prendre lors de l'installation du système  
*Special care to take with the installation of the system*

B1-1) Installation dans le moteur (emplacement et orientation du corps)

*Engine installation (location and orientation of body)*



Transversally or longitudinally, and within the safety cell.

Secure towards the rear of the engine/gearbox and central to the car, the direction of spray should be aimed towards the front of the car so that it covers the engine, gearbox and exhaust system.

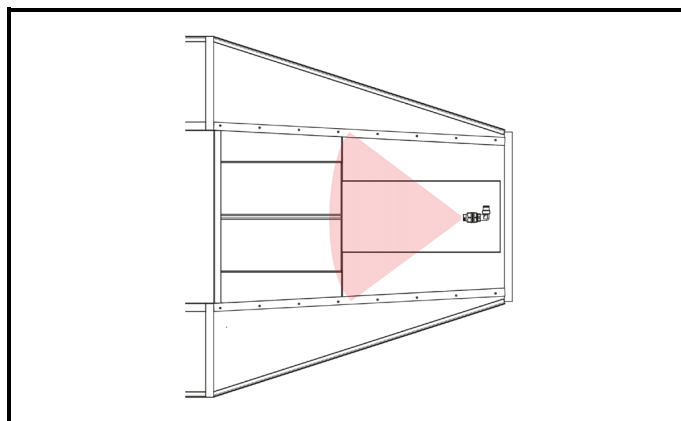
Alternative orientation:

Secure on the rear of the bulkhead, the direction of spray should be aimed towards the rear of the car so that it covers the engine, gearbox and exhaust system.

Ensure cylinder is not mounted where it will be exposed to extreme temperatures. Ensure nozzle is mounted securely and is not obstructed.

B1-2) Installation dans le moteur (emplacement et orientation des buses)

*Engine installation (location and orientation of nozzles)*



Marque  
Make

**FIRE EXTINGUISHER VALVE  
COMPANY LIMITED**

Modèle  
Model

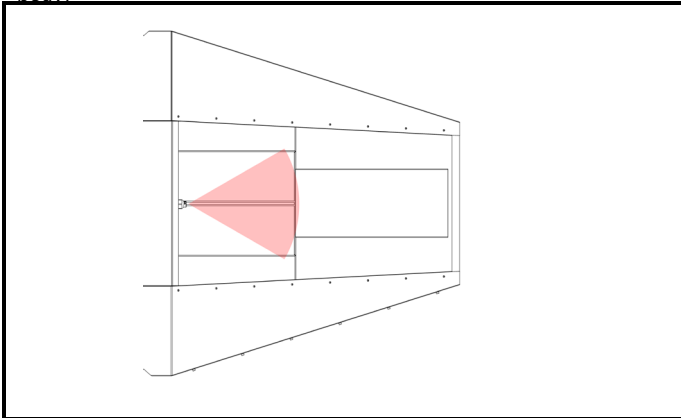
**CF-TEC2000EK**

Homologation N°

**FS.002.23**


B1-3) Installation alternative dans le moteur (emplacement et orientation du corps)

*Alternative Engine installation (location and orientation of body)*



B1-4) Installation dans le moteur (emplacement et orientation des buses)

*Alternative Engine installation (location and orientation of nozzles)*



### 103. INSTALLATION DANS LES PONTONS / SIDEPOD INSTALLATION

a) Emplacement et orientation du corps  
*Location and orientation of body*

b) Emplacement et orientation des buses  
*Location and orientation of nozzles*

c) Précaution à prendre lors de l'installation du système  
*Special care to take with the installation of the system*

**Transversally or longitudinally, and within the safety cell.**

**Secure as close to the rear of the car as possible, the direction of spray should be aimed towards the front of the car and angled towards the centre line of the car.**

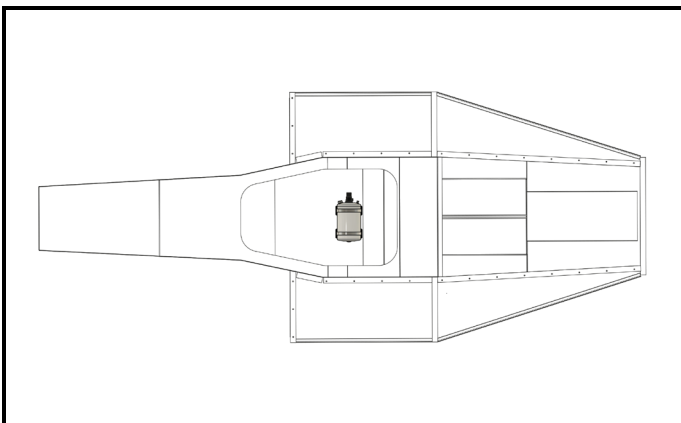
**Alternative installation:**

**Secure on the rear of the bulkhead, the direction of spray should be aimed towards the rear of the car and angled towards the side of the engine.**

**Ensure cylinder is not mounted where it will be exposed to extreme temperatures. Ensure nozzle is mounted securely and is not obstructed.**

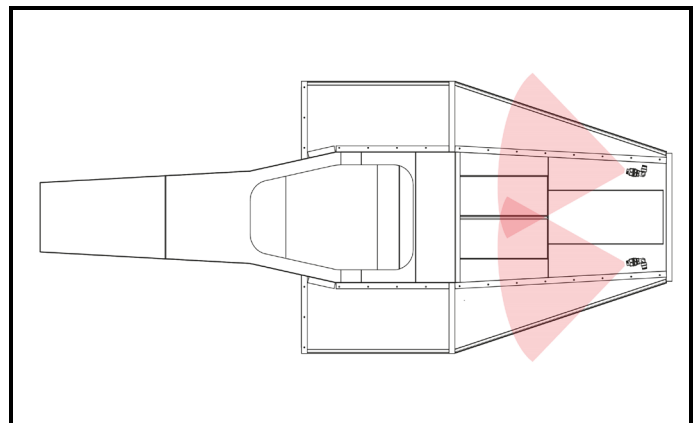
C1-1) Installation dans les pontons (emplacement et orientation du corps)

*Sidepod installation (location and orientation of body)*



C1-2) Installation dans les pontons (emplacement et orientation des buses)

*Sidepod installation (location and orientation of nozzles)*



Marque  
Make

**FIRE EXTINGUISHER VALVE**  
**COMPANY LIMITED**

Modèle  
Model

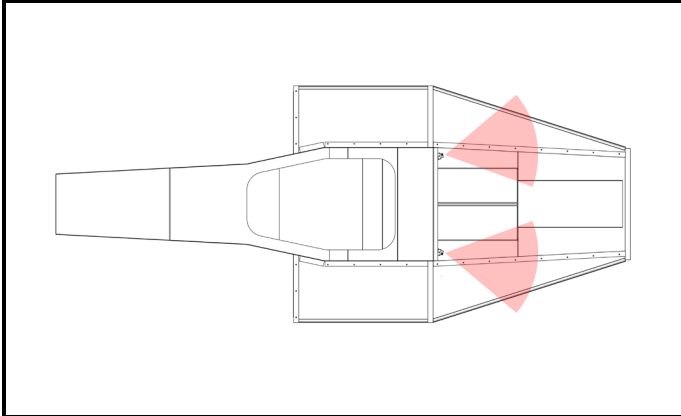
**CF-TEC2000EK**

Homologation N°

**FS.002.23**

C1-3) Installation alternative dans les pontons (emplacement et orientation des buses)

*Alternative Sidepod installation (location and orientation of nozzles)*



C1-4) Installation alternative dans les pontons (emplacement et orientation des buses)

*Alternative Sidepod installation (location and orientation of nozzles)*

