



2013 FORMULA 1
KOREAN GRAND PRIX
YEONGAM
04-05-06 OCTOBER

formulaoneTMmedia
OFFICIAL MEDIA KIT
ENGLISH

TABLE OF CONTENTS

PART 1	GENERAL INFORMATION	
	Welcoming address	4
	Timetable	5
	Support Race	6
	Entertainment Event schedule	8
	Circuit Map & Facilities Guide	9
	Korea International Circuit – Facts & Figures	13
	2012 F1® Korean Grand Prix Race Results	15
	Key People of 2013 F1® Korean Grand Prix	16
PART 2	MEDIA SERVICES	
	Opening Hours: Media Accreditation Centre/Media Centre	17
	Shuttle Services	18
	Media Centre Facilities	20
	Press Conferences	21
PART 3	2013 FIA FORMULA 1 WORLD CHAMPIONSHIP	
	Calendar	22
	Entry List	23
	Circuit Info & Results – Australia	24
	Circuit Info & Results – Malaysia	25
	Circuit Info & Results – China	26
	Circuit Info & Results – Bahrain	27
	Circuit Info & Results – Spain	28
	Circuit Info & Results – Monaco	29
	Circuit Info & Results – Canada	30
	Circuit Info & Results – Great Britain	31
	Circuit Info & Results – German	32
	Circuit Info & Results – Hungary	33
	Circuit Info & Results – Belgium	34
	Circuit Info & Results – Italy	35
	Circuit Info & Results – Singapore	36
	Circuit Info of Coming F1®	37

PART 4 TEAMS & DRIVERS

Infinity Red Bull Racing	38
Scuderia Ferrari	39
Vodafone McLaren Mercedes	40
Lotus F1® Team	41
Mercedes AMG Petronas F1® Team	42
Sauber F1® Team	43
Sahara Force India F1® Team	44
Williams F1® Team	45
Scuderia Toro Rosso	46
Caterham F1® Team	47
Marussia F1® Team	48

PART 5 STATISTICS

2013 Drivers and Constructors Point	49
Pole Positions/Winners/Fastest Laps	50

PART 6 HISTORY BOOK: FIGURES / FACTS / STATISTICS

Driver World Champions – 1980-2012	51
Driver World Champions – 1950-1979	52
Constructor World Champions – 1980-2012	53
Constructor World Champions – 1958-1979	54

PART 7 ABOUT FORMULA 1

About F1®	55
2013 New Changes	56
The Flags	57
Curious Facts	58

Welcoming Address

I would like to extend a warm welcome to all of you who are visiting 2013 F1® Korean Grand Prix in Yeongam.

In this region, art and culture have been thriving over many centuries in harmony with the wonderful natural landscape. I encourage you to enjoy the many cultural and heritage tourist attractions in the area.

The Formula 1® Korean Grand Prix has greatly enhanced our nation's motor sports industry and the status of world class sport in our country.

Also, it shall work as a driving force for regional development and job creation due to a high value motor industry complex.

Based on our past three years of experience, this year's event is being prepared with the utmost care to provide a whole new experience of exhilarating speed and the appeal of motor sports, as well as the excitement and fun of a series of K-pop concerts.

To all the media representatives,

I would like to express my appreciation for your support in promoting the 2013 Formula 1® Korean Grand Prix through your extensive coverage.

May your future bring good luck and health. Please enjoy the 2013 Formula 1® Korean Grand Prix.



Joon Yung Park

Chairman of Formula 1® Korean Grand Prix Organizing Committee and Governor of South Jeolla Province

TIME TABLE

THURSDAY

10:00	16:00	FORMULA ONE	INITIAL SCRUTINEERING
12:00		JEONNAM MOTOR RACING CHAMPIONSHIP	DRIVERS MEETING
13:00	15:00	FORMULA ONE	TRACK FAMILIARISATION AND SYSTEMS CHECKS – TRACK CLOSED
15:00		FORMULA ONE	PRESS CONFERENCE – PRESS ROOM
16:00		FORMULA ONE	TEAM MANAGERS MEETING

FRIDAY

09:00		FORMULA ONE	MEDICAL INSPECTION
09:30	09:45	FORMULA ONE	TRACK INSPECTION - MSTT
10:00	11:30¹	FORMULA ONE	FIRST PRACTICE SESSION
12:35	13:30	FORMULA ONE	PADDOCK CLUB PIT LANE WALK
13:30	13:40	FORMULA ONE	TRACK INSPECTION
14:00	15:30¹	FORMULA ONE	SECOND PRACTICE SESSION
16:00	16:30 ¹	JEONNAM MOTOR RACING CHAMPIONSHIP	PRACTICE SESSION
16:00	17:00	FORMULA ONE	PRESS CONFERENCE – PRESS ROOM
17:00		FORMULA ONE	DRIVERS' MEETING
17:30		FORMULA ONE	MARSHALL PIT LANE WALK

SATURDAY

09:00		FORMULA ONE	MEDICAL INSPECTION
09:00	09:40	FORMULA ONE	PIT STOP PRACTICE
09:00	09:40	FORMULA ONE	PADDOCK CLUB PIT LANE WALK
09:45	10:15 ¹	JEONNAM MOTOR RACING CHAMPIONSHIP	QUALIFYING SESSION
10:30	10:45	FORMULA ONE	TRACK INSPECTION AND TRACK TEST
11:00	12:00¹	FORMULA ONE	THIRD PRACTICE SESSION
12:05	13:30	FORMULA ONE	PADDOCK CLUB PIT LANE WALK
13:30	13:40	FORMULA ONE	TRACK INSPECTION
14:00	15:00	FORMULA ONE	QUALIFYING SESSION
15:30*	16:00²	JEONNAM MOTOR RACING CHAMPIONSHIP	FIRST RACE (10 LAPS OR 25 MINS)
16:30	18:00	PROMOTER ACTIVITY	AUTOGRAPH SESSION – F1 DRIVERS

SUNDAY

11:00	14:00	FORMULA ONE	PADDOCK CLUB PIT LANE WALK
11:00	11:15	FORMULA ONE	MARSHALLING SYSTEM TRACK TEST
12:00		FORMULA ONE	DRIVERS' MEETING (IF NECESSARY)
12:00*	12:30²	JEONNAM MOTOR RACING CHAMPIONSHIP	SECOND RACE (10 LAPS OR 25 MINS)
13:30		FORMULA ONE	DRIVERS TRACK PARADE
13:45	14:15	FORMULA ONE	STARTING GRID PRESENTATION
14:00		FORMULA ONE	MEDICAL INSPECTION
14:10	14:20	FORMULA ONE	TRACK INSPECTION
14:30		FORMULA ONE	PIT LANE OPEN
14:45		FORMULA ONE	PIT LANE CLOSED GRID FORMATION
14:46		FORMULA ONE	NATIONAL ANTHEM
15:00*	17:00²	FORMULA ONE	GRAND PRIX (55 LAPS OR 120 MINS)

SUPPORT RACE

The Jeonnam Motor Racing Championship is an exciting event that the Formula 1® Korean Grand Prix Organizing Committee has organized for the first time as a support race to the 2013 Formula 1® Korean Grand Prix. The strong field of competitors will include a total of 13 teams and the top 22 national drivers coming from the KSF (Korea Speed Festival), the GT Class, the 20 Class, and the Stock-Car Class that competed in the Super Race.

Competing in the 6.2L Stock-Car Class will be, Hwang Jin Woo (CJ Racing) who has had consistently outstanding performances, Kim Eui Su (CJ Racing), a veteran racing driver with tremendous dignity and experience, and Kim Dong Eun (Inje Speedium), who at such a young age has performances under his belt worthy of the spotlight.

Making the racing even more exciting will be the question of the podium. Will the only female racer Park Seong Eun show us a woman's power, will Kim Eui Su and Hwang Jin Woo of CJ Racing take the top two places, or will Kim Dong Eun of Inje Speedium be able to outpace them all and claim the top prize? Further adding to the suspense, CJ Racing, Inje Speedium, ERain Motorsport, and SL Motorsport will run two cars in each race, so team strategy will be critical and make for an amazing spectacle.

The star quality of the event will be enhanced as twelve cars in the GT Class will have celebrities doing battle for pride. Celebrity rivals, Ahn Jae-Mo of Stormer racing and Han Minkwan of Loctite HK, who are currently participating in the 20 class Genesis Coupe Championship of the KSF (Korea Speed Festival), will have a fierce contest that is not to be missed.

Starting with Practice on October 4th, and Qualifying on 5th, racing will begin that afternoon. Starting order to be determined by the all out hustle of Qualifying, watch the results closely as the finish of the race will determine grid positions for the 2nd race on October 6th.



2013 Jeonnam Motor Racing Championship Entry List

Category	Team	Entry NO	Driver
Stock-Car	Inje Speedium	3	Kim Dong Eun
		30	Kim Tae Hyeon
	SL Motorsport	38	Park Seong Eun
		46	Yoon Seong Yeong
	E-Rain Motorsport	61	Kim Hoe Chul
		62	Lee Sang Hoe
	Star-AZ	55	Kim Sang In
	Motor Time	73	Kang Jin Seong
	Valvoline	7	Hwang Jin Wook
	CJ Racing	1	Kim Eui Soo
12		Hwang Jin Woo	
GT	Babomall	18	Lee Moon Seong
		85	Yoon Kwang Soo
		4	Park Sang Il
	Spitzen	99	Jeong Ki Yong
		31	Kim Jang Rae
	Stormer Racing	79	Ahn Jae Mo
		8	Seo Seung Beom
	Inch by Inch	44	Park Yong Hee
	Loctite HK	16	Jeong Hoi Won
		69	Han Min Kwan
One Racing	88	Park Cheon Soo	

ENTERTAINMENT EVENT SCHEDULE

CIRCUIT EVENTS

MAIN GRID EVENT
2013. 10. 6 (SUN) 13:45~14:15 / IN FRONT OF MAIN GRANDSTAND TRADITIONAL KOREAN MUSIC, PERFORMANCE AND MORE
BLACK EAGLES AIR SHOW
2013. 10. 6 (SUN) 14:10~14:25 / F1® KOREA INTERNATIONAL CIRCUIT
K-POP CONCERT
2013. 10. 5 (SAT) 15:55 / AT PERMANENT PADDOCK CAR PARK TEENTOP / APINK / GIRLSDAY / FT ISLAND / CRAYON POP AND MORE
2PM & SISTA SPECIAL CONCERT
2013. 10. 6 (SUN) 17:30~18:30 / AT PERMANENT PADDOCK CAR PARK 2PM / SISTA

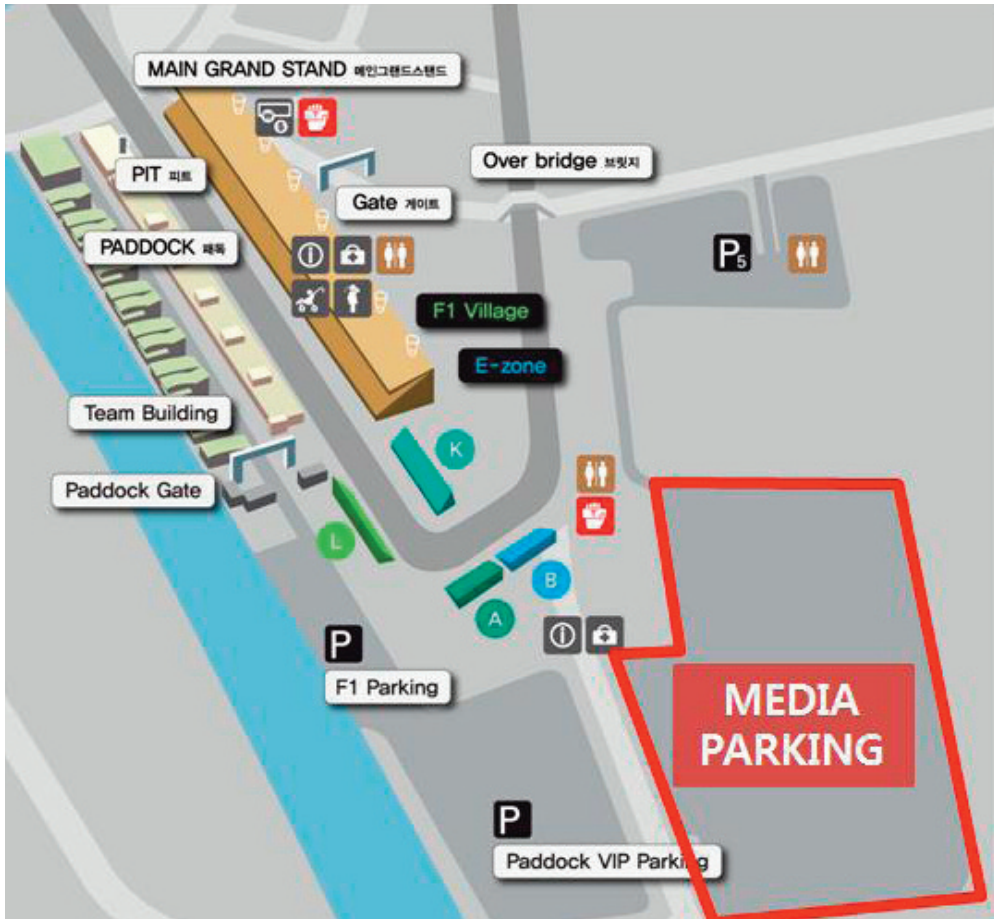
Event nearby Korea International Circuit

2013 RODEO STREET FESTIVAL
2013. 10. 5 (SAT) 17:00 / MOKPO DOWNTOWN RODEO SQUARE
F1® KOREAN GRAND PRIX FESTIVAL
2013. 10. 5 (SAT) 19:00 / MOKPO PYUNG-HWA SQUARE
NATIONAL OPERA (IL BARBIERE DI SIVIGLIA)
2013. 10. 5 (SAT) 15:00, 19:30 / MOKPO CITIZEN CULTURAL SPORTS CENTER
DOSUN CULTURAL FESTIVAL
2013. 10. 5 (SAT) 17:00 / YEONGAM DO-GAP TEMPLE

KOREA INTERNATIONAL CIRCUIT MAP



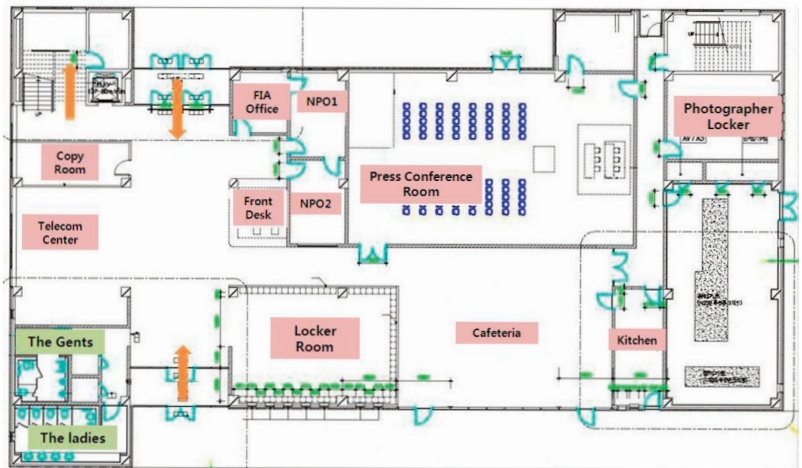
MEDIA CAR PARK <P6> (500 Car Park Spaces)



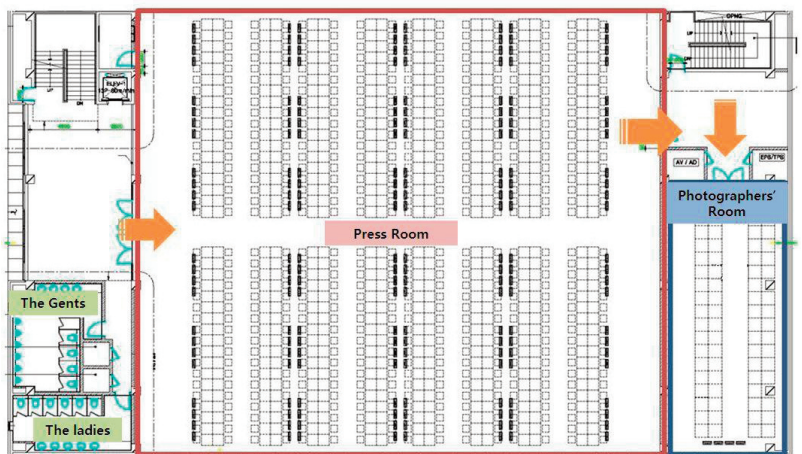
GRANDSTAND LOCATIONS



MEDIA CENTRE LAYOUTS



Media Center 1st Floor



Media Center 2nd Floor

KOREA INTERNATIONAL CIRCUIT FACTS & FIGURES

Specifications of the Korea International Circuit:

There are two different individual circuits:

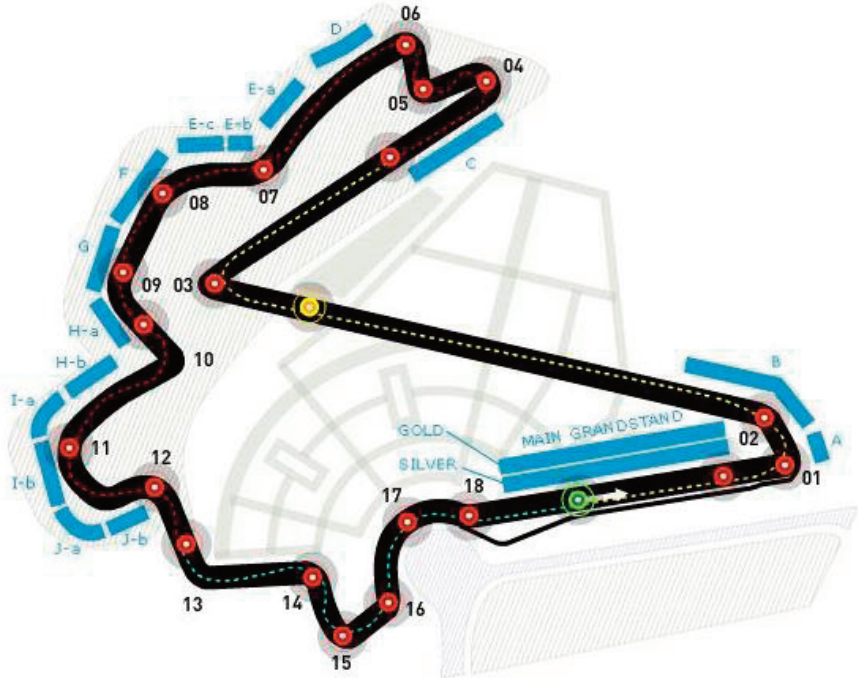
- 3.71 km permanent circuit with a width varying between 13 and 15 m (10 turns)
- 5.615 km GP circuit with a width varying between 13 and 15 m (18 turns)
- Maximum uphill slope: 5.5%
- Maximum downhill slope: 3.1%
- A relief that ranges from 1.8 m to 7.0 m
- 18 turns (7 right, 11 left)
- Forecast average speed: 205.35 km/h
- Top Speed: 320 km/h
- Length of start/finish straight: 616 m
- Two straights
 - Pit straight: 616 m
 - Straight: 1,160 m
- Total area of race track: 82,262 m²
- Total area of service road: 37,947 m²
- Total area of run-off: 77,063 m²
- Total length of tyre barriers: 3,137.28 m
- Total length of conveyor belts: 3,356.3 m
- Total guard rail: 7,904.64 m
- Total FIA safety fencing: 5,819.9 m

The KIC Facilities Include:

- A total seating capacity of 120,000 spectators
- A main grandstand for about 16,000 spectators and first class hospitality suites
- 34 Individual garages
- Race Control Centre with the latest technology including a nerve centre with 48 remote controlled security cameras with zoom capability to enable Race Officials to monitor every aspect of the race track from a central point
- A complete technical resource centre dedicated to Formula 1 scrutinizing and regulation control
- 14 team buildings
- Medical Centre constructed and equipped to stringent FIA Medical Commission and International racing standards
- Television Broadcast Centre for international and regional broadcasters
- Media Centre for 400 journalists with 48 television sets
- Photographers' Centre for 100 international and regional photographers
- 2 vending areas for fans (One at the F1® Block Grand stand and the other at the Permanent Block)
- Parking facilities for 10,000 cars

The design of the Korea International Circuit has been led by architect Hermann Tilke. Inspiration for certain aspects of the design stem from Korean emblems, including the main grandstand roof, which is modelled on the eaves of a 'Hanok', a traditional Korean house.

2012 FORMULA 1 KOREAN GRAND PRIX REVIEW



Korea International Circuit

Race Date	16 Oct 2012
Circuit Name	Korea International Circuit
Number of Laps	55 Laps
Circuit Length	5.615 km
Race Distance	308.630 km
Lap Record	1:36:28.651 Sebastian Vettel (2012)

2012 FORMULA 1 KOREAN GRAND PRIX RACE RESULT

Pole Position	Mark Webber
Podium	1. Sebastian Vettel 1:36:28.651 2. Mark Webber +8.2 sec 3. Fernando Alonso +13.9 sec
Fastest Lap	Mark Webber (Red Bull Racing Renault) 1:42.037

Pos	No	Driver	Team	Laps	Time/Retired	Grid	Pts
1	1	Sebastian Vettel	Red Bull	55	1:36:28.651	2	25
2	2	Mark Webber	Red Bull	55	+8.2 secs	1	18
3	5	Fernando Alonso	Ferrari	55	+13.9 secs	4	15
4	6	Felipe Massa	Ferrari	55	+20.1 secs	6	12
5	9	Kimi Räikkönen	Lotus	55	+36.7 secs	5	10
6	12	Nico Hulkenberg	Force India	55	+45.3 secs	8	8
7	10	Romain Grosjean	Lotus	55	+54.8 secs	7	6
8	17	Jean-Eric Vergne	STR	55	+69.5 secs	16	4
9	16	Daniel Ricciardo	STR	55	+71.7 secs	21	2
10	4	Lewis Hamilton	McLaren	55	+79.6 secs	3	1
11	15	Sergio Perez	Sauber	55	+80.0 secs	12	
12	11	Paul di Resta	Force India	55	+84.4 secs	14	
13	7	Michael Schumacher	Mercedes	55	+89.2 secs	10	
14	18	Pastor Maldonado	Williams	55	+94.9 secs	15	
15	19	Bruno Senna	Williams	55	+96.9 secs	17	
16	21	Vitaly Petrov	Caterham	54	+1 Lap	18	
17	20	Heikki Kovalainen	Caterham	54	+1 Lap	19	
18	24	Timo Glock	Marussia	54	+1 Lap	20	
19	25	Charles Pic	Marussia	53	+2 Laps	24	
20	23	Narain Karthikeyan	HRT	53	+2 Laps	23	
Ret	22	Pedro de la Rosa	HRT	16	Throttle	22	
Ret	14	Kamui Kobayashi	Sauber	16	Accident damage	13	
Ret	8	Nico Rosberg	Mercedes	1	Accident	9	
Ret	3	Jenson Button	McLaren	0	Accident	11	

KEY PEOPLE OF 2013 FORMULA 1 KOREAN GRAND PRIX

ORGANIZATION

Organizing Body	F1 KOREAN GRAND PRIX ORGANIZING COMMITTEE Office Address: F1-ro 2bun-gil, Samho-eup, Yeongam-gun, Jeonnam, Rep. Of Korea, 526-892 Phone: +82-61-288-5030 / +82-1588-3448 Fax: +82-61-462-7051 Website : www.koreangp.kr
Chairman	Joon Yung PARK

CIRCUIT MANAGEMENT

Circuit Management	Jeonnam Development Corporation
---------------------------	---------------------------------

MEDIA CENTRE

National Press Officer	Young SHIN Email: runshin7@hanmail.net Phone: +82-61-288-5165
National Press Officer Assistant	Ciel KIM Email: Ciel929@gmail.com Phone: +82-61-288-5035
Media Centre Coordination	Hong Rock OH Email: rock4233@korea.kr Phone: +82-61-288-5032
Media Accreditation	Kwang Yeol JUNG Email: jky7733@yahoo.co.kr Phone: +82-61-469-5231
Media Centre Reception	Chang Hwa SHIN Email: zzusan@sportplusi.com Phone: +82-61-288-5036

RACE MANAGEMENT

Race Director, Safety Delegate and Starter	Charlie Whiting
Medical Delegate	Dr. Rik Hagen
Chief Medical Officer	Jean Charles Piette
FIA Technical Delegate	Jo Bauer
FIA Head of Communications	Matteo Bonciani
FIA Communications	Pat Behar
FIA Observer	Herbie Blash
Clerk of the Course	Yong Seok CHOI
Deputy Clerk of the Course	Tim Schenken / Don Kyu YANG

MEDIA SERVICES

OPENING HOURS

MEDIA ACCREDITATION CENTRE (HYUNDAI HOTEL)

Location	Topaz Room, 2 nd Floor of Hyundai Hotel, Mokpo
Opening hours	<p>Wednesday: 02 October 2013 11:00 – 18:00</p> <p>Thursday: 03 October 2013 08:00 – 18:00</p> <p>Friday: 04 October 2013 08:00 – 18:00</p> <p>Saturday: 05 October 2013 08:00 – 12:00</p> <p>Sunday: Open for National Press Only</p>
<p>Hyundai Hotel Mokpo (www.hyundaihotel.com/mokpo/)</p> <ul style="list-style-type: none"> · Address: Jeollanam-do Yeongam-gun Samho-eup Sampo-ri 1237-6 · Front Desk: +82-61-463-1233 · Media Accreditation Centre: +82-61-469-5231~3 (Fax: +82-61-469-5234) 	

MEDIA CENTRE/PHOTOGRAPHERS' AREA

Location	The Media Centre is located opposite to the Race Control Tower. The Photographers' Area is on the 2 nd floor of the Media Centre.
Opening hours	<p>Wednesday: 02 October 2013 12:00 – 20:00</p> <p>Thursday: 03 October 2013 09:00 – 22:00</p> <p>Friday: 04 October 2013 07:00 – 23:00</p> <p>Saturday: 05 October 2013 07:00 – 23:00</p> <p>Sunday: 06 October 2013 07:00 – OPEN END*</p>

*until the last journalist/photographer leaves

SHUTTLE SERVICE

HOTELS ↔ KIC

OFF-Site Media Shuttle	There is a media shuttle service from various arrival points to the official journalist hotels (those booked through Organizing Committee) and the Korea International Circuit. The travel distance to the Circuit varies depending on hotel location.	
Operating Hours	Wednesday:	11:00 – 20:00
	Thursday:	09:00 – 21:00
	Friday:	07:00 – 22:30
	Saturday:	07:00 – 22:30
	Sunday:	07:00 – 23:00
Notice	Journalists and photographers who wish to stay beyond the operating hours of the Media Centre are kindly requested to contact the Media Centre staff at the reception desk at least one hour before the Media Centre closes.	

MEDIA ACCREDITATION CENTRE(HYUNDAI HOTEL) ↔ KIC MEDIA CAR PARK

OFF-Site Media Shuttle	There is a media shuttle service between the Media Accreditation Centre (Hyundai Hotel) and the Media Car Park. From Media Car Park to F1® Paddock entrance is approximately 3 minutes walk.	
Operating Hours	Wednesday:	02 October 2013 12:15 – 18:00
	Thursday:	03 October 2013 08:15 – 18:00
	Friday:	04 October 2013 08:15 – 18:00
	Saturday:	05 October 2013 08:15 – 14:00
	*Duration: Approximately 30 minutes.	

MEDIA CAR PARK ↔ TV COMPOUND ↔ PADDOCK GATE

ON-Site Media Shuttle	Shuttle to TV Compound from Media Car Park will be available. The times and detailed information will be available on the official notice board.	
Operating Hours	Wednesday:	02 October 2013 11:30 – 20:15
	Thursday:	03 October 2013 08:30 – 22:00
	Friday:	04 October 2013 07:00 – 22:00
	Saturday:	05 October 2013 07:00 – 22:00
	Sunday:	06 October 2013 07:00 –
	*Duration: Approximately 15 minutes.	

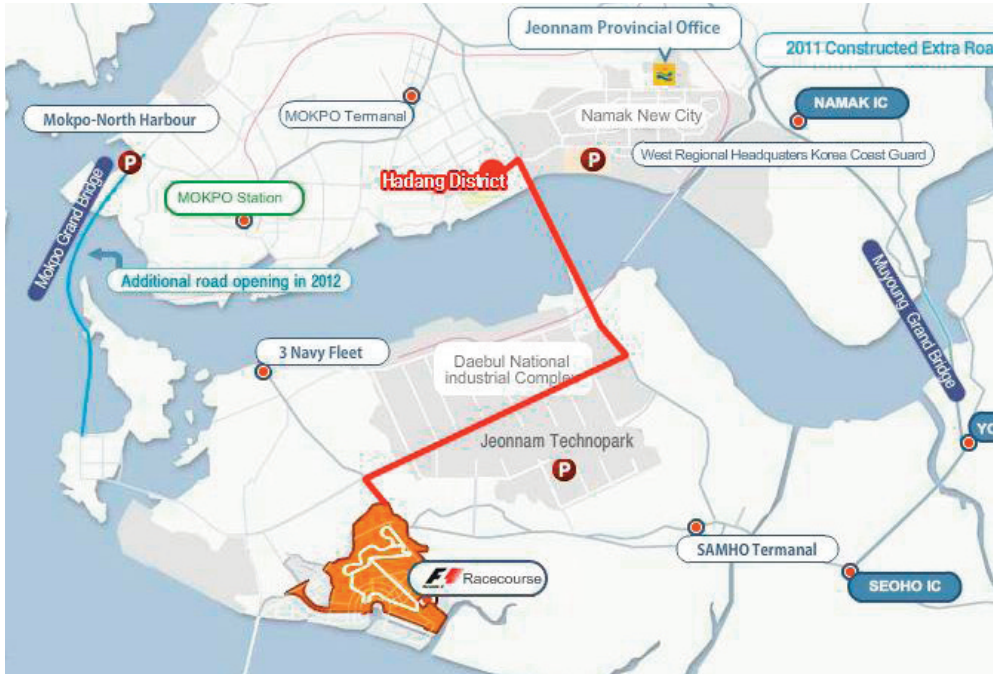
PHOTOGRAPHERS' SHUTTLE

Photographers' Shuttle Route	Photographers' shuttle service will be available. The times and detailed information will be available on the official notice board.
Operating Hours	Please refer to the schedule on the Photographers' Information Board in the photographers' room.
Red Zone	There is no red zone at the Korea International Circuit.
Photographers' Tower	There will be one Photographers' tower. For further information, please contact the reception in the photographers' area.

HOTELS → MOKPO STATION → GWANGJU AIRPORT

07 October (Monday)	1 st Shuttle at 08:00 (from hotel)	2 nd Shuttle at 11:00 (from hotel)
----------------------------	---	---

MEDIA SHUTTLE BUS ROUTE



MEDIA CENTRE FACILITIES

※ Please refer to the below facility list that KIC Media Centre offers.	
1st Floor	<p>The 1st floor of the media centre contains the following facilities:</p> <ul style="list-style-type: none"> • 3 fax machine • ISDN and direct lines as well as data uplinks • 4 computers with internet connections • 300 lockers for journalists • 120 lockers for photographers <p>Please obtain a key from the Media Centre staff at the reception desk. (A deposit of 10,000 won per key is required).</p>
2nd Floor	<p>The Press Room contains the following facilities:</p> <ul style="list-style-type: none"> • 448 seats • ISDN and direct lines as well as data uplinks • Private telephones on request • 104 TV monitors • 96 time/information monitors • 448 network sockets
	<p>The Photographers' Area comprises the following facilities:</p> <ul style="list-style-type: none"> • Photographers' room inside the Media Centre with 68+ seats • ISDN and direct lines as well as data uplinks <p>Camera repair service is offered. Six specialists will be located in the photographers' area.</p>
Further service	<p>Lunch, snacks, and beverages will be offered in 1st floor cafeteria. Please ask further information at reception desk.</p>

PRESS CONFERENCES

PRESS CONFERENCE ROOM

Location	The Press Conference Room is located on the 1st floor of the Media Centre. Please follow the signs in the Media Centre to the Press Conference Room.
-----------------	--

FORMULA 1

Date	Place	Content
October 03 (THU) 15:00	Press Conference Room	6 drivers chosen by the FIA Press Delegate
October 04 (FRI) 16:00	Press Conference Room	6 team personalities chosen by the FIA Press Delegate
October 05 (SAT) After Qualifying	TV Interview	TV interview with the top 3 drivers of the qualifying session
October 05 (SAT) After TV Interview	Press Conference Room	Post-Qualifying press conference with top 3 drivers of the qualifying session
October 06 (SUN) After ceremony	TV Interview	TV interview with the top 3 finishing drivers
October 06 (SUN) After TV Interview	Press Conference Room	Post-race press conference with the top 3 finishing drivers

2013 FIA FORMULA 1 WORLD CHAMPIONSHIP CALENDAR

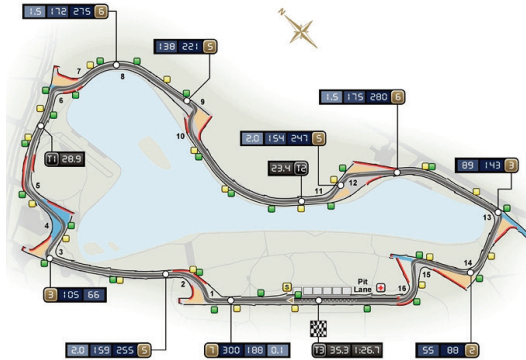
No.	DATE	TITLE	CIRCUIT
1	17 March	Grand Prix of Australia	Albert Park
2	24 March	Grand Prix of Malaysia	Sepang International Circuit
3	14 April	Grand Prix of China	Shanghai International Circuit
4	21 April	Grand Prix of Bahrain	Bahrain International Circuit
5	12 May	Grand Prix of Spain	Circuit de Catalunya
6	26 May	Grand Prix of Monaco	Circuit de Monaco
7	9 June	Grand Prix of Canada	Circuit Gilles-Villeneuve
8	30 June	Grand Prix of Britain	Silverstone Circuit
9	7 July	Grand Prix of Germany	Nurburgring
10	28 July	Grand Prix of Hungary	Hungaroring
11	25 August	Grand Prix of Belgium	Circuit de Spa-Francorchamps
12	8 September	Grand Prix of Italy	Autodromo di Monza
13	22 September	Grand Prix of Singapore	Marina Bay Street Circuit
14	6 October	Grand Prix of Korea	Korea International Circuit
15	13 October	Grand Prix of Japan	Suzuka International Circuit
16	27 October	Grand Prix of India	Buddh International Circuit
17	3 November	Grand Prix of Abu Dhabi	Yas Marina Circuit
18	17 November	Grand Prix of USA	America International Circuit
19	24 November	Grand Prix of Brazil	Interlagos

2013 FIA FORMULA 1 WORLD CHAMPIONSHIP ENTRY LIST

No.	DRIVER	TEAM
1	Sebastian Vettel (DEU)	Red Bull (Austria)
2	Mark Webber (AUS)	
3	Fernando Alonso (SPN)	Ferrari (Italy)
4	Felipe Massa (BRA)	
5	Jenson Button (GBR)	McLaren (Great Britain)
6	Sergio Perez (MEX)	
7	Kimi Räikkönen (FIN)	Lotus (Great Britain)
8	Romain Grosjean (FRA)	
9	Nico Rosberg (DEU)	Mercedes (Germany)
10	Lewis Hamilton (GBR)	
11	Nico Hulkenberg (DEU)	Sauber (Switzerland)
12	Esteban Gutierrez (MEX)	
14	Paul di Resta (GBR)	Force India (India)
15	Adrian Sutil (DEU)	
16	Pastor Maldonado (VEN)	Williams (Great Britain)
17	Valtteri Bottas (FIN)	
18	Jean-Eric Vergne (FRA)	Toro Rosso (Italy)
19	Daniel Ricciardo (AUS)	
20	Charles Pic (FRA)	Caterham (Malaysia)
21	Giedo van der Garde (NLD)	
22	Jules Bianchi (FRA)	Marussia (Russia)
23	Max Chilton (GBR)	

**2013 FIA FORMULA 1 WORLD CHAMPIONSHIP
CIRCUIT INFO & RESULT**
AUSTRALIAN GRAND PRIX : MELBOURNE

Date:	17 March 2013	Race distance:	307.574 km
Circuit length:	5.303 km	Number of laps:	58


AUSTRALIAN GRAND PRIX – RESULT

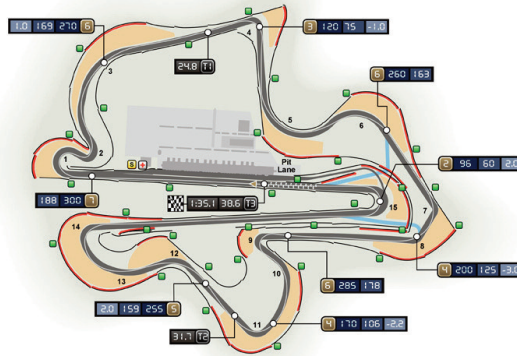
Pos	No	Driver	Constructor	Laps	Time/Retired	Grid	Pts
1	7	Kimi Räikkönen	Lotus-Renault	58	1:30:03.225	7	25
2	3	Fernando Alonso	Ferrari	58	+12.4 secs	5	18
3	1	Sebastian Vettel	Red Bull Racing-Renault	58	+22.3 secs	1	15
4	4	Felipe Massa	Ferrari	58	+33.5 secs	4	12
5	10	Lewis Hamilton	Mercedes	58	+45.5 secs	3	10
6	2	Mark Webber	Red Bull Racing-Renault	58	+46.8 secs	2	8
7	15	Adrian Sutil	Force India-Mercedes	58	+65.0 secs	12	6
8	14	Paul di Resta	Force India-Mercedes	58	+68.4 secs	9	4
9	5	Jenson Button	McLaren-Mercedes	58	+81.6 secs	10	2
10	8	Romain Grosjean	Lotus-Renault	58	+82.7 secs	8	1
11	6	Sergio Perez	McLaren-Mercedes	58	+83.3 secs	15	
12	18	Jean-Eric Vergne	STR-Ferrari	58	+83.8 secs	13	
13	12	Esteban Gutierrez	Sauber-Ferrari	57	+1 Lap	18	
14	17	Valtteri Bottas	Williams-Renault	57	+1 Lap	16	
15	22	Jules Bianchi	Marussia-Cosworth	57	+1 Lap	19	
16	20	Charles Pic	Caterham-Renault	56	+2 Laps	22	
17	23	Max Chilton	Marussia-Cosworth	56	+2 Laps	20	
18	21	Giedo van der Garde	Caterham-Renault	56	+2 Laps	21	
Ret	19	Daniel Ricciardo	STR-Ferrari	39	Exhaust	14	
Ret	9	Nico Rosberg	Mercedes	26	Electrical	6	
Ret	16	Pastor Maldonado	Williams-Renault	24	Spin	17	
Ret	11	Nico Hulkenberg	Sauber-Ferrari	0	Fuel System	11	

*NC = not classified ** DNF = did not finish *** DQ = disqualified

Pole position:	Sebastian Vettel	1:27.407
Fastest lap:	Kimi Räikkönen	1:29.274

**2013 FIA FORMULA 1 WORLD CHAMPIONSHIP
CIRCUIT INFO & RESULT**
MALYSIAN GRAND PRIX: SEPANG

Date:	24 March 2013	Race distance:	310.408 km
Circuit length:	5.543 km	Number of laps:	56


MALYSIAN GRAND PRIX – RESULT

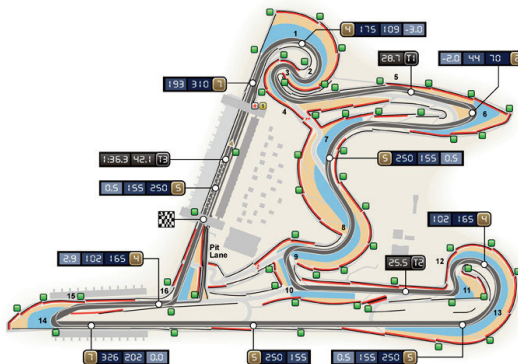
Pos	No	Driver	Constructor	Laps	Time/Retired	Grid	Pts
1	1	Sebastian Vettel	Red Bull Racing-Renault	56	1:38:56.681	1	25
2	2	Mark Webber	Red Bull Racing-Renault	56	+4.2 secs	5	18
3	10	Lewis Hamilton	Mercedes	56	+12.1 secs	4	15
4	9	Nico Rosberg	Mercedes	56	+12.6 secs	6	12
5	4	Felipe Massa	Ferrari	56	+25.6 secs	2	10
6	8	Romain Grosjean	Lotus-Renault	56	+35.5 secs	11	8
7	7	Kimi Räikkönen	Lotus-Renault	56	+48.4 secs	10	6
8	11	Nico Hulkenberg	Sauber-Ferrari	56	+53.0 secs	12	4
9	6	Sergio Perez	McLaren-Mercedes	56	+72.3 secs	9	2
10	18	Jean-Eric Vergne	STR-Ferrari	56	+87.1 secs	17	1
11	17	Valtteri Bottas	Williams-Renault	56	+88.6 secs	18	
12	12	Esteban Gutierrez	Sauber-Ferrari	55	+1 Lap	14	
13	22	Jules Bianchi	Marussia-Cosworth	55	+1 Lap	19	
14	20	Charles Pic	Caterham-Renault	55	+1 Lap	20	
15	21	Giedo van der Garde	Caterham-Renault	55	+1 Lap	22	
16	23	Max Chilton	Marussia-Cosworth	54	+2 Laps	21	
17	5	Jenson Button	McLaren-Mercedes	53	Wheel	7	
18	19	Daniel Ricciardo	STR-Ferrari	51	Exhaust	13	
Ret	16	Pastor Maldonado	Williams-Renault	45	KERS	16	
Ret	15	Adrian Sutil	Force India-Mercedes	27	Wheel nut	8	
Ret	14	Paul di Resta	Force India-Mercedes	22	Wheel nut	15	
Ret	3	Fernando Alonso	Ferrari	1	Accident	3	

*NC = not classified ** DNF = did not finish *** DQ = disqualified

Pole position:	Sebastian Vettel	1:49.679
Fastest lap:	Sergio Perez	1:39.199

**2013 FIA FORMULA 1 WORLD CHAMPIONSHIP
CIRCUIT INFO & RESULT**
CHINESE GRAND PRIX: SHANGHAI

Date:	14 April 2013	Race distance:	305.066 km
Circuit length:	5.451 km	Number of laps:	56


CHINESE GRAND PRIX – RESULT

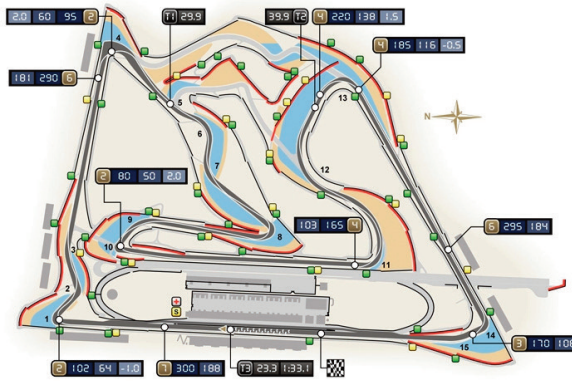
Pos	No	Driver	Constructor	Laps	Time/Retired	Grid	Pts
1	3	Fernando Alonso	Ferrari	56	1:36:26.945	3	25
2	7	Kimi Räikkönen	Lotus-Renault	56	+10.1 secs	2	18
3	10	Lewis Hamilton	Mercedes	56	+12.3 secs	1	15
4	1	Sebastian Vettel	Red Bull Racing-Renault	56	+12.5 secs	9	12
5	5	Jenson Button	McLaren-Mercedes	56	+35.2 secs	8	10
6	4	Felipe Massa	Ferrari	56	+40.8 secs	5	8
7	19	Daniel Ricciardo	STR-Ferrari	56	+42.6 secs	7	6
8	14	Paul di Resta	Force India-Mercedes	56	+51.0 secs	11	4
9	8	Romain Grosjean	Lotus-Renault	56	+53.4 secs	6	2
10	11	Nico Hulkenberg	Sauber-Ferrari	56	+56.5 secs	10	1
11	6	Sergio Perez	McLaren-Mercedes	56	+63.8 secs	12	
12	18	Jean-Eric Vergne	STR-Ferrari	56	+72.6 secs	15	
13	17	Valtteri Bottas	Williams-Renault	56	+93.8 secs	16	
14	16	Pastor Maldonado	Williams-Renault	56	+95.4 secs	14	
15	22	Jules Bianchi	Marussia-Cosworth	55	+1 Lap		18
16	20	Charles Pic	Caterham-Renault	55	+1 Lap		20
17	23	Max Chilton	Marussia-Cosworth	55	+1 Lap		19
18	21	Giedo van der Garde	Caterham-Renault	55	+1 Lap		21
Ret	9	Nico Rosberg	Mercedes	21	Suspension		4
Ret	2	Mark Webber	Red Bull Racing-Renault	15	Wheel		22
Ret	15	Adrian Sutil	Force India-Mercedes	5	Accident		13
Ret	12	Esteban Gutierrez	Sauber-Ferrari	4	Accident		17

*NC = not classified ** DNF = did not finish *** DQ = disqualified

Pole position:	Lewis Hamilton	1:34.484
Fastest lap:	Sebastian Vettel	1:36.808

**2013 FIA FORMULA 1 WORLD CHAMPIONSHIP
CIRCUIT INFO & RESULT**
BAHRAIN GRAND PRIX: BAHRAIN

Date:	21 April 2013	Race distance:	308.238 km
Circuit length:	5.412 km	Number of laps:	57


BAHRAIN GRAND PRIX – RESULTS

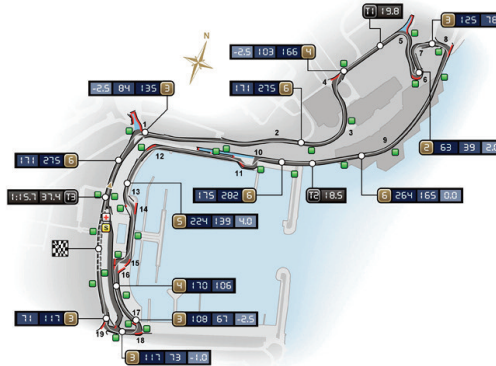
Pos	No	Driver	Constructor	Laps	Time/Retired	Grid	Pts
1	1	Sebastian Vettel	Red Bull Racing-Renault	57	1:36:00.498	2	25
2	7	Kimi Räikkönen	Lotus-Renault	57	+9.1 secs	8	18
3	8	Romain Grosjean	Lotus-Renault	57	+19.5 secs	11	15
4	14	Paul di Resta	Force India-Mercedes	57	+21.7 secs	5	12
5	10	Lewis Hamilton	Mercedes	57	+35.2 secs	9	10
6	6	Sergio Perez	McLaren-Mercedes	57	+35.9 secs	12	8
7	2	Mark Webber	Red Bull Racing-Renault	57	+37.2 secs	7	6
8	3	Fernando Alonso	Ferrari	57	+37.5 secs	3	4
9	9	Nico Rosberg	Mercedes	57	+41.1 secs	1	2
10	5	Jenson Button	McLaren-Mercedes	57	+46.6 secs	10	1
11	16	Pastor Maldonado	Williams-Renault	57	+66.4 secs	17	
12	11	Nico Hulkenberg	Sauber-Ferrari	57	+72.9 secs	14	
13	15	Adrian Sutil	Force India-Mercedes	57	+76.7 secs	6	
14	17	Valtteri Bottas	Williams-Renault	57	+81.5 secs	15	
15	4	Felipe Massa	Ferrari	57	+86.3 secs	4	
16	19	Daniel Ricciardo	STR-Ferrari	56	+1 Lap	13	
17	20	Charles Pic	Caterham-Renault	56	+1 Lap	18	
18	12	Esteban Gutierrez	Sauber-Ferrari	56	+1 Lap	22	
19	22	Jules Bianchi	Marussia-Cosworth	56	+1 Lap	19	
20	23	Max Chilton	Marussia-Cosworth	56	+1 Lap	21	
21	21	Giedo van der Garde	Caterham-Renault	55	+2 Laps	20	
Ret	18	Bruno Senna	Williams-Renault	16	Accident damage	16	

*NC = not classified ** DNF = did not finish *** DQ = disqualified

Pole position:	Nico Rosberg	1:32.330
Fastest lap:	Sebastian Vettel	1:36.916

**2013 FIA FORMULA 1 WORLD CHAMPIONSHIP
CIRCUIT INFO & RESULT**
MONACO GRAND PRIX: MONACO

Date:	26 May 2013	Race distance:	260.520 km
Circuit length:	3.340 km	Number of laps:	78


MONACO GRAND PRIX – RESULT

Pos	No	Driver	Constructor	Laps	Time/Retired	Grid	Pts
1	9	Nico Rosberg	Mercedes	78	2:17:52.056	1	25
2	1	Sebastian Vettel	Red Bull Racing-Renault	78	+3.8 secs	3	18
3	2	Mark Webber	Red Bull Racing-Renault	78	+6.3 secs	4	15
4	10	Lewis Hamilton	Mercedes	78	+13.8 secs	2	12
5	15	Adrian Sutil	Force India-Mercedes	78	+21.4 secs	8	10
6	5	Jenson Button	McLaren-Mercedes	78	+23.1 secs	9	8
7	3	Fernando Alonso	Ferrari	78	+26.7 secs	6	6
8	18	Jean-Eric Vergne	STR-Ferrari	78	+27.2 secs	10	4
9	14	Paul di Resta	Force India-Mercedes	78	+27.6 secs	17	2
10	7	Kimi Räikkönen	Lotus-Renault	78	+36.5 secs	5	1
11	11	Nico Hulkenberg	Sauber-Ferrari	78	+42.5 secs	11	
12	17	Valtteri Bottas	Williams-Renault	78	+42.6 secs	14	
13	12	Esteban Gutierrez	Sauber-Ferrari	78	+43.2 secs	19	
14	23	Max Chilton	Marussia-Cosworth	78	+49.8 secs	22	
15	21	Giedo van der Garde	Caterham-Renault	78	+62.5 secs	15	
16	6	Sergio Perez	McLaren-Mercedes	72	Brakes	7	
Ret	8	Romain Grosjean	Lotus-Renault	63	Accident Damage	13	
Ret	19	Daniel Ricciardo	STR-Ferrari	61	Accident	12	
Ret	22	Jules Bianchi	Marussia-Cosworth	58	Brakes	20	
Ret	16	Pastor Maldonado	Williams-Renault	44	Accident	16	
Ret	4	Felipe Massa	Ferrari	28	Accident	21	
Ret	20	Charles Pic	Caterham-Renault	7	Gearbox	18	

*NC = not classified ** DNF = did not finish *** DQ = disqualified

Pole position:	Nico Rosberg	1:13.876
Fastest lap:	Sebastian Vettel	1:16.577

**2013 FIA FORMULA 1 WORLD CHAMPIONSHIP
CIRCUIT INFO & RESULT**
CANADIAN GRAND PRIX: MONTREAL

Date:	9 June 2013	Race distance:	305.270 km
Circuit length:	4.361 km	Number of laps:	70


CANADIAN GRAND PRIX – RESULT

Pos	No	Driver	Constructor	Laps	Time/Retired	Grid	Pts
1	1	Sebastian Vettel	Red Bull Racing-Renault	70	1:32:09.143	1	25
2	3	Fernando Alonso	Ferrari	70	+14.4 secs	6	18
3	10	Lewis Hamilton	Mercedes	70	+15.9 secs	2	15
4	2	Mark Webber	Red Bull Racing-Renault	70	+25.7 secs	5	12
5	9	Nico Rosberg	Mercedes	70	+69.7 secs	4	10
6	18	Jean-Eric Vergne	STR-Ferrari	69	+1 Lap	7	8
7	14	Paul di Resta	Force India-Mercedes	69	+1 Lap	17	6
8	4	Felipe Massa	Ferrari	69	+1 Lap	16	4
9	7	Kimi Räikkönen	Lotus-Renault	69	+1 Lap	10	2
10	15	Adrian Sutil	Force India-Mercedes	69	+1 Lap	8	1
11	6	Sergio Perez	McLaren-Mercedes	69	+1 Lap	12	
12	5	Jenson Button	McLaren-Mercedes	69	+1 Lap	14	
13	8	Romain Grosjean	Lotus-Renault	69	+1 Lap	22	
14	17	Valtteri Bottas	Williams-Renault	69	+1 Lap	3	
15	19	Daniel Ricciardo	STR-Ferrari	68	+2 Laps	11	
16	16	Pastor Maldonado	Williams-Renault	68	+2 Laps	13	
17	22	Jules Bianchi	Marussia-Cosworth	68	+2 Laps	19	
18	20	Charles Pic	Caterham-Renault	67	+3 Laps	18	
19	23	Max Chilton	Marussia-Cosworth	67	+3 Laps	20	
20	12	Esteban Gutierrez	Sauber-Ferrari	63	Accident	15	
Ret	11	Nico Hulkenberg	Sauber-Ferrari	45	Accident damage	9	
Ret	21	Giedo van der Garde	Caterham-Renault	43	Accident	21	

*NC = not classified ** DNF = did not finish *** DQ = disqualified

Pole position:	Sebastian Vettel	1:25.425
Fastest lap:	Mark Webber	1:16.182

**2013 FIA FORMULA 1 WORLD CHAMPIONSHIP
CIRCUIT INFO & RESULT**
BRITISH GRAND PRIX: SILVERSTONE

Date:	30 June 2013	Race distance:	306.747 km
Circuit length:	5.901 km	Number of laps:	52


BRITISH GRAND PRIX – RESULT

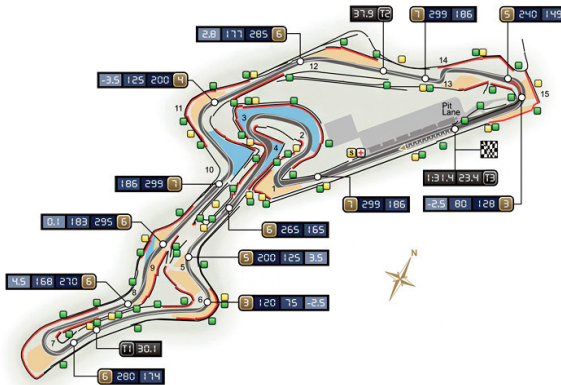
Pos	No	Driver	Constructor	Laps	Time/Retired	Grid	Pts
1	9	Nico Rosberg	Mercedes	52	1:32:59.456	2	25
2	2	Mark Webber	Red Bull Racing-Renault	52	+0.7 secs	4	18
3	3	Fernando Alonso	Ferrari	52	+7.1 secs	9	15
4	10	Lewis Hamilton	Mercedes	52	+7.7 secs	1	12
5	7	Kimi Räikkönen	Lotus-Renault	52	+11.2 secs	8	10
6	4	Felipe Massa	Ferrari	52	+14.5 secs	11	8
7	15	Adrian Sutil	Force India-Mercedes	52	+16.3 secs	6	6
8	19	Daniel Ricciardo	STR-Ferrari	52	+16.5 secs	5	4
9	14	Paul di Resta	Force India-Mercedes	52	+17.9 secs	21	2
10	11	Nico Hulkenberg	Sauber-Ferrari	52	+19.7 secs	14	1
11	16	Pastor Maldonado	Williams-Renault	52	+21.1 secs	15	
12	17	Valtteri Bottas	Williams-Renault	52	+25.0 secs	16	
13	5	Jenson Button	McLaren-Mercedes	52	+25.9 secs	10	
14	12	Esteban Gutierrez	Sauber-Ferrari	52	+26.2 secs	17	
15	20	Charles Pic	Caterham-Renault	52	+31.6 secs	18	
16	22	Jules Bianchi	Marussia-Cosworth	52	+36.0 secs	19	
17	23	Max Chilton	Marussia-Cosworth	52	+67.6 secs	20	
18	21	Giedo van der Garde	Caterham-Renault	52	+67.7 secs	22	
19	8	Romain Grosjean	Lotus-Renault	51	Front wing	7	
20	6	Sergio Perez	McLaren-Mercedes	46	Tire	13	
Ret	1	Sebastian Vettel	Red Bull Racing-Renault	41	Gearbox	3	
Ret	18	Jean-Eric Vergne	STR-Ferrari	35	Tire	12	

*NC = not classified ** DNF = did not finish *** DQ = disqualified

Pole position:	Lewis Hamilton	1:29.607
Fastest lap:	Mark Webber	1:33.401

**2013 FIA FORMULA 1 WORLD CHAMPIONSHIP
CIRCUIT INFO & RESULT**
DEUTSCHLAND GRAND PRIX: NURBURGRING

Date:	07 July 2013	Race distance:	306.458 km
Circuit length:	4.574 km	Number of laps:	67


DEUTSCHLAND GRAND PRIX – RESULT

Pos	No	Driver	Constructor	Laps	Time/Retired	Grid	Pts
1	1	Sebastian Vettel	Red Bull Racing-Renault	60	1:41:14.711	2	25
2	7	Kimi Räikkönen	Lotus-Renault	60	+1.0 secs	4	18
3	8	Romain Grosjean	Lotus-Renault	60	+5.8 secs	5	15
4	3	Fernando Alonso	Ferrari	60	+7.7 secs	8	12
5	10	Lewis Hamilton	Mercedes	60	+26.9 secs	1	10
6	5	Jenson Button	McLaren-Mercedes	60	+27.9 secs	9	8
7	2	Mark Webber	Red Bull Racing-Renault	60	+37.5 secs	3	6
8	6	Sergio Perez	McLaren-Mercedes	60	+38.3 secs	13	4
9	9	Nico Rosberg	Mercedes	60	+46.8 secs	11	2
10	11	Nico Hulkenberg	Sauber-Ferrari	60	+49.8 secs	10	1
11	14	Paul di Resta	Force India-Mercedes	60	+53.7 secs	12	
12	19	Daniel Ricciardo	STR-Ferrari	60	+56.9 secs	6	
13	15	Adrian Sutil	Force India-Mercedes	60	+57.7 secs	15	
14	12	Esteban Gutierrez	Sauber-Ferrari	60	+60.1 secs	14	
15	16	Pastor Maldonado	Williams-Renault	60	+61.9 secs	18	
16	17	Valtteri Bottas	Williams-Renault	59	+1 Lap	17	
17	20	Charles Pic	Caterham-Renault	59	+1 Lap	22	
18	21	Giedo van der Garde	Caterham-Renault	59	+1 Lap	20	
19	23	Max Chilton	Marussia-Cosworth	59	+1 Lap	21	
Ret	18	Jean-Eric Vergne	STR-Ferrari	22	Hydraulics	16	
Ret	22	Jules Bianchi	Marussia-Cosworth	21	Engine	19	
Ret	4	Felipe Massa	Ferrari	3	Spin	7	

*NC = not classified ** DNF = did not finish *** DQ = disqualified

Pole position:	Lewis Hamilton	1:29.398
Fastest lap:	Fernando Alonso	1:33.468

**2013 FIA FORMULA 1 WORLD CHAMPIONSHIP
CIRCUIT INFO & RESULT**
HUNGARY GRAND PRIX: BUDAPEST

Date:	28 July 2013	Race distance:	306.630 km
Circuit length:	4.381 km	Number of laps:	70


HUNGARY GRAND PRIX – RESULT

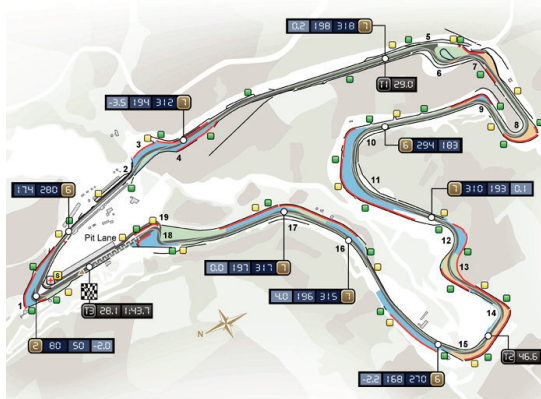
Pos	No	Driver	Constructor	Laps	Time/Retired	Grid	Pts
1	10	Lewis Hamilton	Mercedes	70	1:42:29.445	1	25
2	7	Kimi Räikkönen	Lotus-Renault	70	+10.9 secs	6	18
3	1	Sebastian Vettel	Red Bull Racing-Renault	70	+12.4 secs	2	15
4	2	Mark Webber	Red Bull Racing-Renault	70	+18.0 secs	10	12
5	3	Fernando Alonso	Ferrari	70	+31.4 secs	5	10
6	8	Romain Grosjean	Lotus-Renault	70	+52.2 secs	3	8
7	5	Jenson Button	McLaren-Mercedes	70	+56.4 secs	13	6
8	4	Felipe Massa	Ferrari	69	+1 Lap	7	4
9	6	Sergio Perez	McLaren-Mercedes	69	+1 Lap	9	2
10	16	Pastor Maldonado	Williams-Renault	69	+1 Lap	15	1
11	11	Nico Hulkenberg	Sauber-Ferrari	69	+1 Lap	12	
12	18	Jean-Eric Vergne	STR-Ferrari	69	+1 Lap	14	
13	19	Daniel Ricciardo	STR-Ferrari	69	+1 Lap	8	
14	21	Giedo van der Garde	Caterham-Renault	68	+2 Laps	20	
15	20	Charles Pic	Caterham-Renault	68	+2 Laps	19	
16	22	Jules Bianchi	Marussia-Cosworth	67	+3 Laps	21	
17	23	Max Chilton	Marussia-Cosworth	67	+3 Laps	22	
18	14	Paul di Resta	Force India-Mercedes	66	Hydraulics	18	
19	9	Nico Rosberg	Mercedes	64	Engine	4	
20	17	Valtteri Bottas	Williams-Renault	42	Hydraulics	16	
21	12	Esteban Gutierrez	Sauber-Ferrari	28	Gearbox	17	
22	15	Adrian Sutil	Force India-Mercedes	19	Hydraulics	11	

*NC = not classified ** DNF = did not finish *** DQ = disqualified

Pole position:	Lewis Hamilton	1:19.388
Fastest lap:	Mark Webber	1:24.069

**2013 FIA FORMULA 1 WORLD CHAMPIONSHIP
CIRCUIT INFO & RESULT**
BELGIAN GRAND PRIX: SPA-FRANCORCHAMPS

Date:	25 August 2013	Race distance:	308.052 km
Circuit length:	7.004 km	Number of laps:	44


BELGIAN GRAND PRIX – RESULT

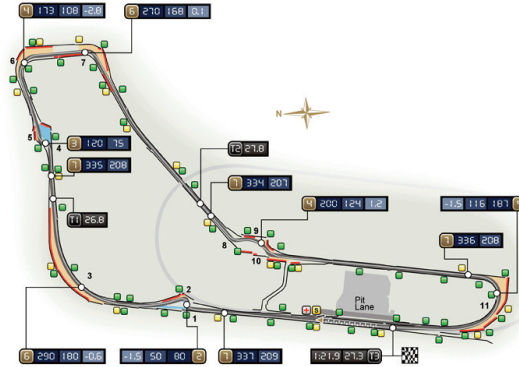
Pos	No	Driver	Constructor	Laps	Time/Retired	Grid	Pts
1	1	Sebastian Vettel	Red Bull Racing-Renault	44	1:23:42.196	2	25
2	3	Fernando Alonso	Ferrari	44	+16.8 secs	9	18
3	10	Lewis Hamilton	Mercedes	44	+27.7 secs	1	15
4	9	Nico Rosberg	Mercedes	44	+29.8 secs	4	12
5	2	Mark Webber	Red Bull Racing-Renault	44	+33.8 secs	3	10
6	5	Jenson Button	McLaren-Mercedes	44	+40.7 secs	6	8
7	4	Felipe Massa	Ferrari	44	+53.9 secs	10	6
8	8	Romain Grosjean	Lotus-Renault	44	+55.8 secs	7	4
9	15	Adrian Sutil	Force India-Mercedes	44	+69.5 secs	12	2
10	19	Daniel Ricciardo	STR-Ferrari	44	+73.4 secs	19	1
11	6	Sergio Perez	McLaren-Mercedes	44	+81.9 secs	13	
12	18	Jean-Eric Vergne	STR-Ferrari	44	+86.7 secs	18	
13	11	Nico Hulkenberg	Sauber-Ferrari	44	+88.2 secs	11	
14	12	Esteban Gutierrez	Sauber-Ferrari	44	+100.4 secs	21	
15	17	Valtteri Bottas	Williams-Renault	44	+107.4 secs	20	
16	21	Giedo van der Garde	Caterham-Renault	43	+1 Lap	14	
17	16	Pastor Maldonado	Williams-Renault	43	+1 Lap	17	
18	22	Jules Bianchi	Marussia-Cosworth	43	+1 Lap	15	
19	23	Max Chilton	Marussia-Cosworth	42	+2 Laps	16	
Ret	14	Paul di Resta	Force India-Mercedes	26	Accident	5	
Ret	7	Kimi Räikkönen	Lotus-Renault	25	Brakes	8	
Ret	20	Charles Pic	Caterham-Renault	8	Oil leak	22	

*NC = not classified ** DNF = did not finish *** DQ = disqualified

Pole position:	Lewis Hamilton	2:01.012
Fastest lap:	Sebastian Vettel	1:50.756

**2013 FIA FORMULA 1 WORLD CHAMPIONSHIP
CIRCUIT INFO & RESULT**
ITALIAN GRAND PRIX: MONZA

Date:	8 September 2012	Race distance:	306.720 km
Circuit length:	5.793 km	Number of laps:	53


ITALIAN GRAND PRIX – RESULT

Pos	No	Driver	Constructor	Laps	Time/Retired	Grid	Pts
1	1	Sebastian Vettel	Red Bull Racing-Renault	53	1:18:33.352	1	25
2	3	Fernando Alonso	Ferrari	53	+5.4 secs	5	18
3	2	Mark Webber	Red Bull Racing-Renault	53	+6.3 secs	2	15
4	4	Felipe Massa	Ferrari	53	+9.3 secs	4	12
5	11	Nico Hulkenberg	Sauber-Ferrari	53	+10.3 secs	3	10
6	9	Nico Rosberg	Mercedes	53	+10.9 secs	6	8
7	19	Daniel Ricciardo	STR-Ferrari	53	+32.3 secs	7	6
8	8	Romain Grosjean	Lotus-Renault	53	+33.1 secs	13	4
9	10	Lewis Hamilton	Mercedes	53	+33.5 secs	12	2
10	5	Jenson Button	McLaren-Mercedes	53	+38.3 secs	9	1
11	7	Kimi Räikkönen	Lotus-Renault	53	+38.6 secs	11	
12	6	Sergio Perez	McLaren-Mercedes	53	+39.7 secs	8	
13	12	Esteban Gutierrez	Sauber-Ferrari	53	+40.8 secs	16	
14	16	Pastor Maldonado	Williams-Renault	53	+49.0 secs	14	
15	17	Valtteri Bottas	Williams-Renault	53	+56.8 secs	18	
16	15	Adrian Sutil	Force India-Mercedes	52	Brakes	17	
17	20	Charles Pic	Caterham-Renault	52	+1 Lap	20	
18	21	Giedo van der Garde	Caterham-Renault	52	+1 Lap	19	
19	22	Jules Bianchi	Marussia-Cosworth	52	+1 Lap	21	
20	23	Max Chilton	Marussia-Cosworth	52	+1 Lap	22	
Ret	18	Jean-Eric Vergne	STR-Ferrari	14	Transmission	10	
Ret	14	Paul di Resta	Force India-Mercedes	0	Accident	15	

*NC = not classified ** DNF = did not finish *** DQ = disqualified

Pole position:	Sebastian Vettel	1:23.755
Fastest lap:	Lewis Hamilton	1:25.849

2013 FIA FORMULA 1 WORLD CHAMPIONSHIP CIRCUIT INFO & RESULT

SINGAPORE GRAND PRIX: SINGAPORE – NIGHT RACE

Date:	22 September 2012	Race distance:	309.316 km
Circuit length:	5.073 km	Number of laps:	61



SINGAPORE GRAND PRIX – RESULT

Pos	No	Driver	Constructor	Laps	Time/Retired	Grid	Pts
1	1	Sebastian Vettel	Red Bull Racing-Renault	61	1:59:13.132	1	25
2	3	Fernando Alonso	Ferrari	61	+32.6 secs	7	18
3	7	Kimi Räikkönen	Lotus-Renault	61	+43.9 secs	13	15
4	9	Nico Rosberg	Mercedes	61	+51.1 secs	2	12
5	10	Lewis Hamilton	Mercedes	61	+53.1 secs	5	10
6	4	Felipe Massa	Ferrari	61	+63.8 secs	6	8
7	5	Jenson Button	McLaren-Mercedes	61	+83.3 secs	8	6
8	6	Sergio Perez	McLaren-Mercedes	61	+83.8 secs	14	4
9	11	Nico Hulkenberg	Sauber-Ferrari	61	+84.2 secs	11	2
10	15	Adrian Sutil	Force India-Mercedes	61	+84.6 secs	15	1
11	16	Pastor Maldonado	Williams-Renault	61	+88.4 secs	18	
12	12	Esteban Gutierrez	Sauber-Ferrari	61	+97.8 secs	10	
13	17	Valtteri Bottas	Williams-Renault	61	+105.161 secs	16	
14	18	Jean-Eric Vergne	STR-Ferrari	61	+113.512 secs	12	
15	2	Mark Webber	Red Bull Racing-Renault	60	Engine	4	
16	21	Giedo van der Garde	Caterham-Renault	60	+1 Lap	20	
17	23	Max Chilton	Marussia-Cosworth	60	+1 Lap	22	
18	22	Jules Bianchi	Marussia-Cosworth	60	+1 Lap	21	
19	20	Charles Pic	Caterham-Renault	60	+1 Lap	19	
20	14	Paul di Resta	Force India-Mercedes	54	Accident	17	
Ret	8	Romain Grosjean	Lotus-Renault	37	Pneumatics	3	
Ret	19	Daniel Ricciardo	STR-Ferrari	23	Accident	9	

*NC = not classified ** DNF = did not finish *** DQ = disqualified

Pole position:	Sebastian Vettel	1:42.841
Fastest lap:	Sebastian Vettel	1:48.574

CIRCUIT INFO OF COMING FORMULA 1

Japanese Grand Prix : Suzuka 10.11~13

Race Date:	13 Oct 2013	Circuit Name:	Suzuka International Circuit
First Grand Prix:	1987	Number of Laps:	53
Circuit Length:	5.807 km	Race Distance:	307.471 km
Lap Record:	1:31.540 - K Raikkonen (2005)		



Indian Grand Prix : New Delhi 10.25~27

Race Date:	27 Oct 2013	Circuit Name:	Buddh International Circuit
First Grand Prix:	2011	Number of Laps:	60
Circuit Length:	5.125 km	Race Distance:	307.249 km
Lap Record:	1:27.249 - S Vettel (2011)		



Abu Dhabi Grand Prix : Yas Marina 11.1~3

Race Date:	03 Nov 2013	Circuit Name:	Yas Marina Circuit
First Grand Prix:	2009	Number of Laps:	55
Circuit Length:	5.554 km	Race Distance:	305.355 km
Lap Record:	1:40.279 - S Vettel (2009)		



American Grand Prix : Austin 11.15~17

Race Date:	17 Nov 2013	Circuit Name:	America International Circuit
First Grand Prix:	2012	Number of Laps:	56
Circuit Length:	5.516 km	Race Distance:	308.896 km
Lap Record:	1:39.347 - S Vettel (2012)		



Brazilian Grand Prix : Sao Paulo 11.22~24

Race Date:	24 Nov 2013	Circuit Name:	Autodromo Jose Carlos Pace
First Grand Prix:	1973	Number of Laps:	73
Circuit Length:	4.309 km	Race Distance:	305.909 km
Lap Record:	1:11.473 - JP Montoya (2004)		



TEAMS & DRIVERS

Red Bull: Infiniti Red Bull Racing



- Nationality: Austria
- Championship Title: 3
- Driver Title: 3
- Total Win: 41 ○ Pole Position: 51 ○ Fastest Lap: 36
- 2012 Record: 1st
- 2013 Season Constructor Entry: Red Bull - Renault
- 2013 Season Racing Car: RB9

1. Sebastian Vettel: VET



- Nationality: Germany
- Team: Red Bull
- Total GP: 114
- Championship Title: 3
- Total Win / Pole Position / Fastest Lap: 33 / 41 / 19
- Podium Finish / Total Point: 56 / 1,301
- 2012 Record: 1
- 2013 Season Number: 1

2. Mark Webber: WEB



- Nationality: Australia
- Team: Red Bull
- Total GP: 211
- Championship Title: -
- Total Win / Pole Position / Fastest Lap: 9 / 11 / 17
- Podium Finish / Total Point: 38 / 978.5
- 2012 Record: 6
- 2013 Season Number: 2

TEAMS & DRIVERS

Ferrari: Scuderia Ferrari




- Nationality: Italy
- Championship Title: 16
- Driver Title: 15
- Total Win: 221 ○ Pole Position: 207 ○ Fastest Lap: 227
- 2012 Record: 2nd
- 2013 Season Constructor Entry: Ferrari
- 2013 Season Racing Car: F138

3. Fernando Alonso: ALO



- Nationality: Spain
- Team: Ferrari
- Total GP: 211
- Championship Title: 2
- Total Win / Pole Position / Fastest Lap: 32 / 22 / 20
- Podium Finish / Total Point: 94 / 1,551
- 2012 Record: 2
- 2013 Season Number: 3

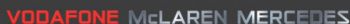
4. Felipe Massa: MAS



- Nationality: Brazil
- Team: Ferrari
- Total GP: 186
- Championship Title: -
- Total Win / Pole Position / Fastest Lap: 11 / 15 / 13
- Podium Finish / Total Point: 36 / 791
- 2012 Record: 7
- 2013 Season Number: 4

TEAMS & DRIVERS

McLaren: Vodafone McLaren Mercedes



- Nationality: Great Britain
- Championship Title: 8
- Driver Title: 12
- Total Win: 182 ○ Pole Position : 155 ○ Fastest Lap: 152
- 2012 Record: 3th
- 2013 Season Constructor Entry: McLaren-Mercedes
- 2013 Season Racing Car: MP4-28

5. Jenson Button: BUT



- Nationality: Great Britain
- Team: McLaren
- Total GP: 243
- Championship Title: 1
- Total Win / Pole Position / Fastest Lap: 15 / 8 / 8
- Podium Finish / Total Point: 49 / 1,053
- 2012 Record: 5
- 2013 Season Number: 5

6. Sergio Perez: PER



- Nationality: Mexico
- Team: McLaren
- Total GP: 51
- Championship Title: -
- Total Win / Pole Position / Fastest Lap: - / - / 2
- Podium Finish / Total Point: 3 / 102
- 2012 Record: 10
- 2013 Season Number: 6

TEAMS & DRIVERS

Lotus: Lotus F1® Team




- Nationality: Great Britain
- Championship Title: -
- Driver Title: -
- Total Win: 2 ○ Pole Position: - ○ Fastest Lap: 4
- 2012 Record: 4th
- 2013 Season Constructor Entry: Lotus - Renault
- 2013 Season Racing Car: E21

7. Kimi Raikkonen: RAI



- Nationality: Finland
- Team: Lotus
- Total GP: 190
- Championship Title: 1
- Total Win / Pole Position / Fastest Lap: 20 / 16 / 38
- Podium Finish / Total Point: 76 / 935
- 2012 Record: 3
- 2013 Season Number: 7

8. Romain Grosjean: GRO



- Nationality : France
- Team: Lotus
- Total GP: 39
- Championship Title: -
- Total Win / Pole Position / Fastest Lap: - / - / 1
- Podium Finish / Total Point: 5 / 153
- 2012 Record: 8
- 2013 Season Number: 8

TEAMS & DRIVERS

Mercedes: Mercedes AMG Petronas F1® Team



MERCEDESAMG
PETRONAS
FORMULA ONE TEAM

- Nationality: Germany
- Championship Title: -
- Driver Title: -
- Total Win: 4 ○ Pole Position: 9 ○ Fastest Lap: 4
- 2012 Record: 5th
- 2013 Season Constructor Entry: Mercedes
- 2013 Season Racing Car: F1 W04

9. Nico Rosberg: ROS



- Nationality: Germany
- Team: Mercedes
- Total GP: 141
- Championship Title: -
- Total Win / Pole Position / Fastest Lap: 3 / 4 / 4
- Podium Finish / Total Point: 9 / 515.5
- 2012 Record: 9
- 2013 Season Number: 9

10. Lewis Hamilton: HAM



- Nationality: Great Britain
- Team: Mercedes
- Total GP: 123
- Championship Title: 1
- Total Win / Pole Position / Fastest Lap: 22 / 31 / 12
- Podium Finish / Total Point: 54 / 1,064
- 2012 Record: 4
- 2013 Season Number: 10

TEAMS & DRIVERS

Sauber: Sauber F1® Team



Sauber F1 Team


- Nationality: Switzerland
- Championship Title: -
- Driver Title: -
- Total Win: - ○ Pole Position: - ○ Fastest Lap: 3
- 2012 Record: 6th
- 2013 Season Constructor Entry: Sauber - Ferrari
- 2013 Season Racing Car: C32
- * Excludes BMW Sauber 2006~2009 Records

11. Nico Hulkenberg: HUL



- Nationality: Germany
- Team: Sauber
- Total GP: 52
- Championship Title: -
- Total Win / Pole Position / Fastest Lap: - / 1 / 1
- Podium Finish / Total Point: - / 104
- 2012 Record: 11
- 2013 Season Number: 11

12. Sergio Perez: PER



- Nationality: Mexico
- Team: Sauber
- Total GP: 13
- Championship Title: -
- Total Win / Pole Position / Fastest Lap: - / - / 1
- Podium Finish / Total Point: - / -
- 2012 Record: -
- 2013 Season Number: 12

TEAMS & DRIVERS

Force India: Sahara Force India F1® Team



- Nationality: India
- Championship Title: -
- Driver Title: -
- Total Win: - ○ Pole Position: 1 ○ Fastest Lap: 2
- 2012 Record: 7th
- 2013 Season Constructor Entry: Force India - Mercedes
- 2013 Season Racing Car: VJM06

14. Paul di Resta: DIR



- Nationality : Great Britain
- Team: Force India
- Total GP: 52
- Championship Title: -
- Total Win / Pole Position / Fastest Lap: - / - / -
- Podium Finish / Total Point: - / 109
- 2012 Record: 14
- 2013 Season Number: 14

15. Adrian Sutil: SUT



- Nationality: Germany
- Team: Force India
- Total GP: 103
- Championship Title: -
- Total Win / Pole Position / Fastest Lap: - / - / 1
- Podium Finish / Total Point: - / 121
- 2012 Record: 9
- 2013 Season Number: 15


TEAMS & DRIVERS

Williams: Williams F1® Team



- Nationality: Great Britain
- Championship Title: -
- Constructor Title: 9th
- Driver Title: 7th
- Total Win: 114 ○ Pole Position: 127 ○ Fastest Lap: 131
- 2012 Record: 8th
- 2013 Season Constructor Entry: Williams - Renault
- 2013 Season Racing Car: FW35

16. Pastor Maldonado: MAL



- Nationality : Venezuela
- Team : Williams
- Total GP: 52
- Championship Title : -
- Total Win / Pole Position / Fastest Lap: 1 / 1 / -
- Podium Finish / Total Point: 1 / 47
- 2012 Record: 15
- 2013 Season Number: 16

17. Valtteri Bottas: BOT



- Nationality: Finland
- Team : Williams
- Total GP: 13
- Championship Title: -
- Total Win / Pole Position / Fastest Lap: - / - / -
- Podium Finish / Total Point: - / -
- 2012 Record: -
- 2012 Season Number: 17

TEAMS & DRIVERS

Toro Rosso: Scuderia Toro Rosso



- Nationality: Italy
- Championship Title: -
- Driver Title: -
- Total Win: 1 ○ Pole Position: 1 ○ Fastest Lap: -
- 2012 Record: 9th
- 2013 Season Constructor Entry: Toro Rosso - Ferrari
- 2013 Season Racing Car: STR8

18. Jean-Eric Vergne: VER



- Nationality : France
- Team : Toro Rosso
- Total GP: 33
- Championship Title : -
- Total Win / Pole Position / Fastest Lap: - / - / -
- Podium Finish / Total Point: - / 29
- 2012 Record: 17
- 2013 Season Number: 18

19. Daniel Ricciardo: RIC



- Nationality: Australia
- Team: Toro Rosso
- Total GP: 44
- Championship Title: -
- Total Win / Pole Position / Fastest Lap: - / - / -
- Podium Finish / Total Point: - / 28
- 2012 Record: 18
- 2013 Season Number: 19

TEAMS & DRIVERS

Caterham: Caterham F1® Team



- Nationality: Malaysia
- Championship Title: -
- Driver Title: -
- Total Win: - ○ Pole Position: - ○ Fastest Lap: -
- 2012 Record: 10th
- 2013 Season Constructor Entry: Caterham - Renault
- 2013 Season Racing Car: CT03

20. Charles Pic: PIC



- Nationality: Finland
- Team: Caterham
- Total GP: 33
- Championship Title: -
- Total Win / Pole Position / Fastest Lap: - / - / -
- Podium Finish / Total Point: - / -
- 2012 Record: 21
- 2013 Season Number: 20

21. Giedo Van der Garde: VDG



- Nationality: Nederland
- Team: Caterham
- Total GP: 13
- Championship Title: -
- Total Win / Pole Position / Fastest Lap: - / - / -
- Podium Finish / Total Point: - / -
- 2012 Record: -
- 2013 Season Number: 21

TEAMS & DRIVERS

Marussia: Marussia F1® Team




- Nationality: Russia
- Championship Title: -
- Driver Title: -
- Total Win: - ○ Pole Position: - ○ Fastest Lap: -
- 2012 Record: 11th
- 2013 Season Constructor Entry: Marussia - Cosworth
- 2013 Season Racing Car: MR-02

22. Jules Bianchi: BIA



- Nationality: France
- Team: Marussia
- Total GP: 13
- Championship Title: -
- Total Win / Pole Position / Fastest Lap: - / - / -
- Podium Finish / Total Point: - / -
- 2012 Record: -
- 2013 Season Number: 22

23. Max Chilton: CHI



- Nationality: Great Britain
- Team: Marussia
- Total GP: 13
- Championship Title: -
- Total Win / Pole Position / Fastest Lap: - / - / -
- Podium Finish / Total Point: - / -
- 2012 Record: -
- 2013 Season Number: 23

2013 DRIVER & CONSTRUCTOR RESULTS (UNTIL THE 2013 SINGAPORE GRAND PRIX)

Pos	Driver	Points
1	 Sebastian Vettel	247
2	 Fernando Alonso	187
3	 Lewis Hamilton	151
4	 Kimi Raikkonen	149
5	 Mark Webber	130
6	 Nico Rosberg	116
7	 Felipe Massa	87
8	 Romain Grosjean	57
9	 Jenson Button	54
10	 Paul Di Resta	36
11	 Adrian Sutil	26
12	 Sergio Perez	22
13	 Nico Hulkenberg	19
14	 Daniel Ricciardo	18
15	 Jean-Eric Vergne	13
16	 Pastor Maldonado	1
17	 Esteban Gutierrez	0
18	 Valtteri Bottas	0
19	 Jules Bianchi	0
20	 Charles Pic	0
21	 Giedo van der Garde	0
22	 Max Chilton	0

Pos	Constructor	Points
1	Red Bull Racing-Renault	377
2	Ferrari	274
3	Mercedes	267
4	Lotus-Renault	206
5	McLaren-Mercedes	76
6	Force India-Mercedes	62
7	STR-Ferrari	31
8	Sauber-Ferrari	19
9	Williams-Renault	1
10	Caterham-Renault	0
11	Marussia-Cosworth	0

POLE POSITIONS / WINNERS / FASTEST LAPS

COUNTRY	POLE POSITION	WINNER	FASTEST LAP
AUSTRALIA	Sebastian Vettel	Kimi Raikkonen	Kimi Raikkonen
MALAYSIA	Sebastian Vettel	Sebastian Vettel	Sergio Perez
CHINA	Lewis Hamilton	Fernando Alonso	Sebastian Vettel
BAHRAIN	Nico Rosberg	Sebastian Vettel	Sebastian Vettel
SPAIN	Nico Rosberg	Fernando Alonso	Esteban Gutierrez
MONACO	Nico Rosberg	Nico Rosberg	Sebastian Vettel
CANADA	Sebastian Vettel	Sebastian Vettel	Mark Webber
GREAT BRITAIN	Lewis Hamilton	Nico Rosberg	Mark Webber
GERMANY	Lewis Hamilton	Sebastian Vettel	Sebastian Vettel
HUNGARY	Lewis Hamilton	Lewis Hamilton	Mark Webber
BELGIUM	Lewis Hamilton	Sebastian Vettel	Sebastian Vettel
ITALY	Sebastian Vettel	Sebastian Vettel	Lewis Hamilton
SINGAPORE	Sebastian Vettel	Sebastian Vettel	Sebastian Vettel

HISTORY BOOK: FIGURES/FACTS/STATISTICS

DRIVER WORLD CHAMPIONS 1980 – 2012

Year	Driver	Nat.	Team	Points	Wins	Poles
2012	Sebastian Vettel	DEU	Red Bull Racing	281	5	5
2011	Sebastian Vettel	DEU	Red Bull Racing	392	11	15
2010	Sebastian Vettel	DEU	Red Bull Racing	256	5	10
2009	Jenson Button	GBR	Brawn Mercedes	95	6	6
2008	Lewis Hamilton	GBR	McLaren Mercedes	98	5	7
2007	Kimi Räikkönen	FIN	Ferrari	110	6	3
2006	Fernando Alonso	ESP	Renault	134	7	6
2005	Fernando Alonso	ESP	Renault	133	7	6
2004	Michael Schumacher	GER	Ferrari	148	13	8
2003	Michael Schumacher	GER	Ferrari	93	6	5
2002	Michael Schumacher	GER	Ferrari	144	11	9
2001	Michael Schumacher	GER	Ferrari	123	9	11
2000	Michael Schumacher	GER	Ferrari	108	9	9
1999	Mika Häkkinen	FIN	McLaren Mercedes	76	5	11
1998	Mika Häkkinen	FIN	McLaren Mercedes	100	8	9
1997	Jacques Villeneuve	CAN	Williams Renault	81	7	10
1996	Damon Hill	GBR	Williams Renault	97	8	9
1995	Michael Schumacher	GER	Benetton Renault	102	9	4
1994	Michael Schumacher	GER	Benetton Ford	92	8	6
1993	Alain Prost	FRA	Williams Renault	99	7	13
1992	Nigel Mansell	GBR	Williams Renault	108	9	14
1991	Ayrton Senna	BRA	McLaren Honda	96	7	8
1990	Ayrton Senna	BRA	McLaren Honda	78	6	10
1989	Alain Prost	FRA	McLaren Honda	76/81 *	4	2
1988	Ayrton Senna	BRA	McLaren Honda	90/94 *	8	13
1987	Nelson Piquet	BRA	Williams Honda	73/76 *	3	4
1986	Alain Prost	FRA	McLaren TAG Porsche	72/74 *	4	1
1985	Alain Prost	FRA	McLaren TAG Porsche	73/76 *	5	2
1984	Niki Lauda	AUT	McLaren TAG Porsche	72	5	0
1983	Nelson Piquet	BRA	Brabham BMW	59	3	1
1982	Keke Rosberg	FIN	Williams Ford	44	1	1
1981	Nelson Piquet	BRA	Brabham Ford	50	3	4
1980	Alan Jones	AUS	Williams Ford	67/71 *	5	3

* not including / including deleted points

HISTORY BOOK: FIGURES/FACTS/STATISTICS

DRIVER WORLD CHAMPIONS 1950 – 1979

Year	Driver	Nat.	Team	Points	Wins	Poles
1979	Jody Scheckter	RSA	Ferrari	51/60	3	1
1978	Mario Andretti	USA	Lotus Ford	64	6	8
1977	Niki Lauda	AUT	Ferrari	72	3	2
1976	James Hunt	GBR	McLaren Ford	69	6	8
1975	Niki Lauda	AUT	Ferrari	64.5	5	9
1974	Emerson Fittipaldi	BRA	McLaren Ford	55	3	2
1973	Jackie Stewart	GBR	Tyrrell Ford	71	5	3
1972	Emerson Fittipaldi	BRA	Lotus Ford	61	5	3
1971	Jackie Stewart	GBR	Tyrrell Ford	62	6	6
1970	Jochen Rindt	AUT	Lotus Ford	45	5	3
1969	Jackie Stewart	GBR	Matra Ford	63	6	2
1968	Graham Hill	GBR	Lotus Ford	48	3	2
1967	Denny Hulme	NZE	Brabham Repco	51	2	0
1966	Jack Brabham	AUS	Brabham Repco	42/45 *	4	3
1965	Jim Clark	GBR	Lotus Climax	54	6	6
1964	John Surtees	GBR	Ferrari	40	2	2
1963	Jim Clark	GBR	Lotus Climax	54/73 *	7	7
1962	Graham Hill	GBR	BRM	42/52 *	4	1
1961	Phil Hill	USA	Ferrari	34/38 *	2	5
1960	Jack Brabham	AUS	Cooper Climax	43	5	3
1959	Jack Brabham	AUS	Cooper Climax	31/34 *	2	1
1958	Mike Hawthorn	GBR	Ferrari	42/49 *	1	4
1957	Juan-Manuel Fangio	ARG	Maserati	40/46 *	4	4
1956	Juan-Manuel Fangio	ARG	Lancia / Ferrari	30/33 *	3	5
1955	Juan-Manuel Fangio	ARG	Mercedes	40/41 *	4	3
1954	Juan-Manuel Fangio	ARG	Mercedes / Maserati	42/57 *	6	5
1953	Alberto Ascari	ITA	Ferrari	34.5/46.5 *	5	6
1952	Alberto Ascari	ITA	Ferrari	36/52.5 *	6	5
1951	Juan-Manuel Fangio	ARG	Alfa Romeo	31/37 *	3	4
1950	Guiseppe Farina	ITA	Alfa Romeo	30	3	2

* not including / including deleted points

HISTORY BOOK: FIGURES/FACTS/STATISTICS

CONSTRUCTOR WORLD CHAMPIONS 1980 – 2012

Year	Constructor	Points	Driver
2012	Red Bull Racing	460	S. Vettel, M. Webber
2011	Red Bull Racing	650	S. Vettel, M. Webber
2010	Red Bull Racing	498	S. Vettel, M. Webber
2009	Brawn Mercedes	172	J. Button, R. Barrichello
2008	Ferrari	172	K. Räikkönen, F. Massa
2007	Ferrari	204	K. Räikkönen, F. Massa
2006	Mild Seven Renault F1	206	F. Alonso, G. Fisichella
2005	Mild Seven Renault F1	191	F. Alonso, G. Fisichella
2004	Ferrari	262	M. Schumacher, R. Barrichello
2003	Ferrari	158	M. Schumacher, R. Barrichello
2002	Ferrari	221	M. Schumacher, R. Barrichello
2001	Ferrari	179	M. Schumacher, R. Barrichello
2000	Ferrari	170	M. Schumacher, R. Barrichello
1999	Ferrari	128	M. Schumacher, E. Irvine
1998	McLaren Mercedes	156	M. Häkkinen, D. Coulthard
1997	Williams Renault	123	J. Villeneuve, H.-H. Frentzen
1996	Williams Renault	175	D. Hill, J. Villeneuve
1995	Benetton Renault	137	M. Schumacher, J. Herbert
1994	Williams Renault	118	A. Senna, D. Hill, D. Coulthard, N. Mansell
1993	Williams Renault	168	A. Prost, D. Hill
1992	Williams Renault	164	N. Mansell, R. Patrese
1991	McLaren Honda	139	A. Senna, G. Berger
1990	McLaren Honda	121	A. Senna, G. Berger
1989	McLaren Honda	141	A. Prost, A. Senna
1988	McLaren Honda Turbo	199	A. Senna, A. Prost
1987	Williams Honda Turbo	137	N. Piquet, N. Mansell, R. Patrese
1986	Williams Honda Turbo	141	N. Mansell, N. Piquet
1985	McLaren TAG Porsche Turbo	90	A. Prost, N. Lauda, J. Watson
1984	McLaren TAG Porsche Turbo	143.5	N. Lauda, A. Prost
1983	Ferrari Turbo	89	P. Tambay, R. Arnoux
1982	Ferrari Turbo	74	G. Villeneuve, D. Pironi, P. Tambay, M. Andretti
1981	Williams Ford	95	A. Jones, C. Reutemann
1980	Williams Ford	120	A. Jones, C. Reutemann

HISTORY BOOK: FIGURES/FACTS/STATISTICS

CONSTRUCTOR WORLD CHAMPIONS 1958 – 1979

Year	Constructor	Points	Driver
1979	Ferrari	113	J. Scheckter, G. Villeneuve
1978	Lotus Ford	86	Mario Andretti, R. Peterson, J. P. Jarier
1977	Ferrari	95	N. Lauda, C. Reutemann, G. Villeneuve
1976	Ferrari	83	N. Lauda, C. Regazzoni, C. Reutemann
1975	Ferrari	72.5	N. Lauda, C. Reutemann
1974	McLaren Ford	73	E. Fittipaldi, D. Hulme
1973	Lotus Ford	92	E. Fittipaldi, R. Peterson
1972	Lotus Ford	61	E. Fittipaldi, D. Walker, R. Wisell
1971	Tyrrell Ford	73	J. Stewart, F. Cevert
1970	Lotus Ford	59	J. Rindt, R. Wisell, E. Fittipaldi, J. Miles
1969	Matra Ford (Tyrrell)	66	J. Stewart, J. P. Beltoise, J. Servoz-Gavin
1968	Lotus Ford	62	G. Hill, J. Clark, J. Oliver
1967	Brabham Repco	63	D. Hulme, J. Brabham
1966	Brabham Repco	42/49 *	J. Brabham, D. Hulme
1965	Lotus Climax	54/59 *	J. Clark, M. Spence
1964	Ferrari	45/49 *	J. Surtees, L. Bandini
1963	Lotus Climax	54/74 *	J. Clark, T. Taylor
1962	BRM	42/56 *	G. Hill, R. Ginther
1961	Ferrari	40/52 *	P. Hill, W. von Trips, R. Ginther, G. Baghetti, W. Mairesse
1960	Cooper Climax	48/58 *	J. Brabham, B. McLaren, H. Taylor, O. Gendebien, T. Brooks
1959	Cooper Climax	40/53 *	J. Brabham, J. L. Trintignant, B. McLaren, M. Gregory, S. Moss
1958	Vanwall	48/57 *	S. Moss, T. Brooks, S. Lewis-Evans

* not including / including deleted points

ABOUT F1®

Formula One™, also known as Formula 1® or F1® and referred to officially as the FIA Formula One World Championship™, is the highest class of single-seater auto racing sanctioned by the Fédération Internationale de l'Automobile (FIA). The "formula", designated in the name, refers to a set of rules with which all participants' cars must comply. The F1® season consists of a series of races, known as Grands Prix™ (from French, originally meaning great prizes), held throughout the world on purpose-built circuits and public roads. The results of each race are evaluated using a points system to determine two annual World Championships, one for the drivers and one for the constructors. The racing drivers, constructor teams, track officials, organisers, and circuits are required to be holders of valid Super Licences, the highest class of racing license issued by the FIA.

F1® cars are the fastest multi-turn circuit-racing cars in the world, owing to very high cornering speeds achieved through the generation of large amounts of aerodynamic downforce. Formula One cars race at speeds of up to 350 km/h (220 mph) with engines limited in performance to a maximum of 18,000 revolutions per minute (RPM). The cars are capable of lateral acceleration in excess of five g in corners. The performance of the cars is very dependent on electronics – although traction control and other driving aids have been banned since 2008 – and on aerodynamics, suspension and tyres. The formula has radically evolved and changed through the history of the sport.

While Europe is the sport's traditional base, and hosts about half of each year's races, the sport's scope has expanded significantly during recent years and an increasing number of Grands Prix™ are held on other continents. F1® had a total global television audience of 527 million people during the course of the 2010 season.

Grand Prix racing began in 1906 and became the most popular type internationally in the second half of the twentieth century. The Formula One Group is the legal holder of the commercial rights. With annual spending totalling billions of US dollars, Formula One's economic effect and creation of jobs is significant, and its financial and political battles are widely reported. Its high profile and popularity have created a major merchandising environment, which has resulted in great investments from sponsors and budgets in the hundreds of millions for the constructors. Since 2000 the sport's spiraling expenditures have forced several teams, including manufacturers' works teams, into bankruptcy. Others have been bought out by companies wanting to establish a presence within the sport, which strictly limits the number of participant teams.

2013 NEW CHANGES

1. Weight

Due to changes in their structure, Pirelli's 2013 tyres are around 2kg heavier per set than in 2012, hence the car's minimum weight limit has been increased by the same amount, from 640 to 642kg. As a consequence, the weight-distribution requirement has also been revised to minimum figures of 292kg: 343kg front to rear, leaving teams 7kg to play with.

2. Stepped noses

To mask the step in the car's nose (thought unattractive by many), teams are now allowed to place a non-structural 'vanity panel' over this area, the shape of which is strictly controlled by the regulations.

3. Front wing tests

To prevent them flexing, front wings now face a tougher deflection test, with a 1,000N (100kg) load applied at two different points on both the longitudinal and transverse axes. The amount the wing may deflect has been reduced from 20mm to 10mm.

4. Load and crash tests

More severe load tests for the roll structure have been introduced and the crash test requirements modified.

5. Survival cell

The side load test for the survival cell is more severe too, and it must be applied to all chassis produced by a team, rather than to a single example.

6. DRS

Active 'double DRS' systems where the DRS activation mechanism is utilized for other purposes- are no longer allowed (only passive solutions are now considered legal). Also, DRS usage is now limited to the DRS zones in all sessions (previously it could be used anywhere during free practice and qualifying).

THE FLAGS

Flag	Meaning
BLACK – with orange circle and driver's number	Warns driver of apparent mechanical failure
HALF BLACK, HALF WHITE – with driver's number	Warns of unsporting behaviour. May be followed by a black flag
BLACK – with driver's number	Driver must pit stop and report to clerk of the course
BLACK & WHITE – chequered flag	End of race
BLUE – waved	A faster car is behind, trying to overtake
GREEN	Previously warned hazard is now cleared, proceed at race speed
RED	Race stopped
WHITE	A slow moving vehicle is on the circuit
YELLOW – single waved yellow flag	Danger ahead, proceed at reduced speed and with caution
YELLOW – two waved yellow flags	Drivers must slow down and be prepared to stop, if necessary
YELLOW – with red stripes	Warns driver of slippery surface ahead

CURIOUS FACTS

DID YOU KNOW THAT...

- From design concept to creation a F1® car requires 250,000 hours of work.
- After each race the chassis is stripped down and more than 200 diagnostic checks are made.
- After a race, it takes the team at least eight working hours to dismantle a car, test and replace individual components and reassemble the car.
- A 2.4 litre, eight-cylinder F1® engine weighs less than 100 kilos.
- On average, a F1® driver sheds approximately 2 kg in weight during a F1® race.
- An F1® car can accelerate from 0 to 100 kph in about 2.6 seconds. It can reach 200 kph in less than 5 seconds.
- It can also accelerate from 0 to 200 kph and stop again in seven seconds.
- A F1® car has very impressive braking characteristics. It can stop from 200 kph within 1.9 seconds and a distance of about 55 metres. During braking, the driver experiences 5G of pressure while he is forced into the safety belts.
- The energy required to slow a car from 315 to 185 kph is the same energy needed to make an elephant jump 10 metres in the air.
- In one Grand Prix weekend the team uses a maximum of 1,200 litres of fuel, between 60 and 80 litres of engine oil and up to 30 liters of transmission oil.
- The Cockpit temperature reaches 50 degrees Centigrade.
- A Formula 1® driver changes gear approximately 2,600 times throughout a race. It has been calculated that one engine makes 8 million ignitions during a Grand Prix.
- The exhaust fumes can reach a temperature of 800 °C.
- Carbon brake discs and pads require a minimum operating temperature of 550–650 °C. During braking they reach temperatures of over 1,000 °C.
- Formula 1® tires may heat up to 130 °C. Beyond this threshold there is a risk of blistering.

