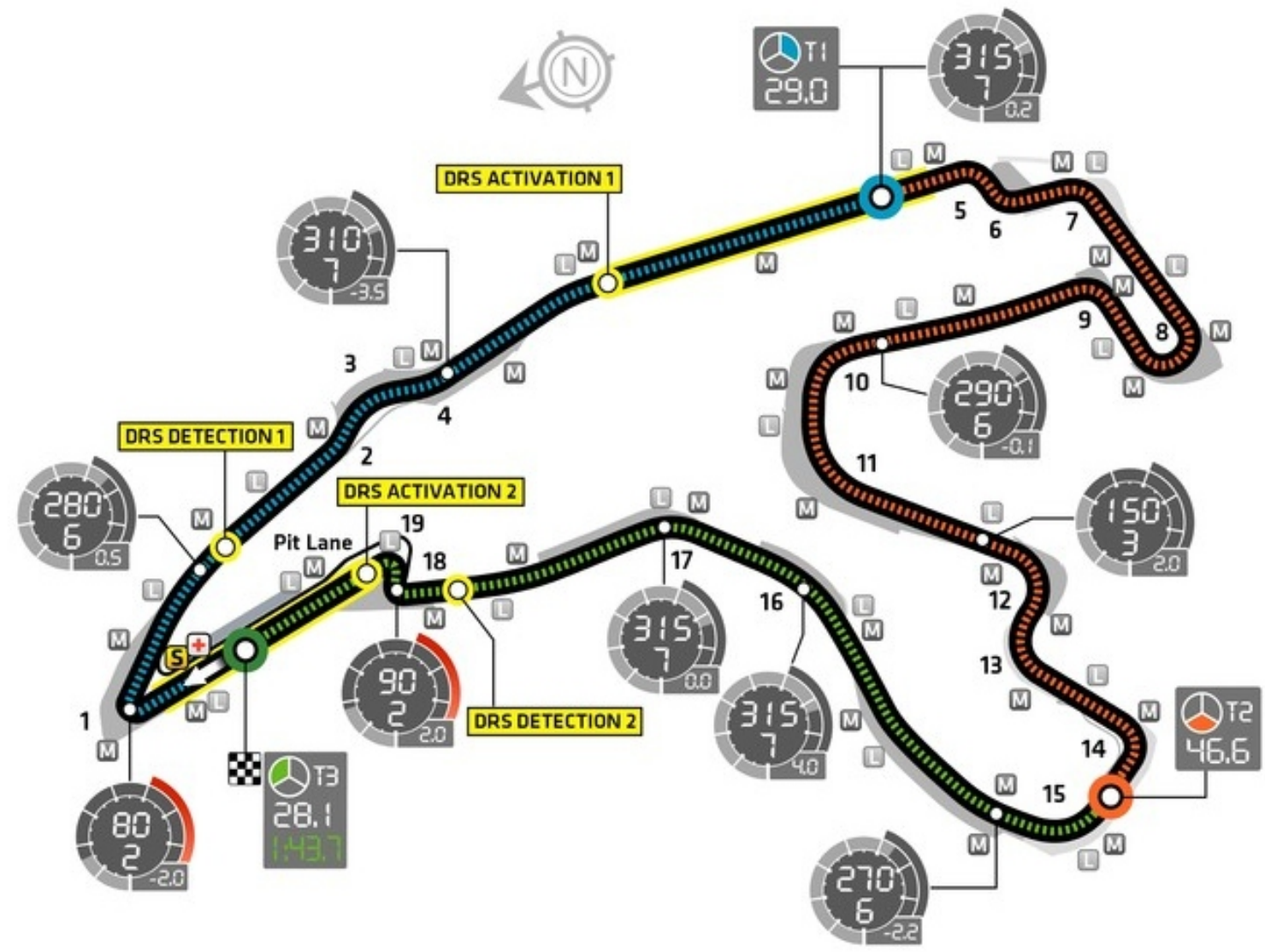




Summary

FIA - Belgian GP Map	2
Welcome in Spa-Francorchamps	3
Timetable	4-5
Track Story	6-7-8
Useful information	9-10
Media centre operation	11
Photographer's area operation	12
Press conference	13
Race Track Modification	14
Responsibilities Race Track	15
Track information map - Red zones photographers	16
Paddock map	17
Track map	18
Belgian Grand Prix 2012 briefly	19
Belgian Grand Prix 2012 Starting Grid	20
Belgian Grand Prix 2012 Race Classification	21
World championships 2012	22
Belgian GP: story	23-24
Season 2013: changements	25
Entry List	26
Calendar	27
Teams information	28-33
Media contacts	34
Results of each GP	35-44
World championship drivers.....	45
World championship constructors	46



Belgian GP

ROUND 11	
RACE DATE:	25 AUG 2013
CIRCUIT NAME:	CIRCUIT DE SPA-FRANCORCHAMPS
NUMBER OF LAPS:	44
START TIME	14:00 Local - 12:00 GMT
CIRCUIT LENGTH:	7.004KM
RACE DISTANCE:	308.052KM
LAP RECORD:	1:45.108 - K Raikkonen [2004]

Speed Kmh	Braking	Timing Sector
Gear	Lateral G-force	Sector Time
		Lap Time
Sector 1	Sector 2	Sector 3
Circuit	Start	Finish
Safety Car	Medical Car	Marshals
Light Panels	Run-off Areas	Gravel Traps

Welcome to Spa - Francorchamps

The Spa Francorchamps race track is delighted to welcome all journalists and photographers of the international press for the 2013 Belgian Grand Prix.

We hope that the Belgian race of the Formula 1 championship will add to the excitement we are experiencing this year in the battle for the world championship titles.

In order to offer you the best possible working conditions during this 13th meeting of the racing season, the following services and equipment have been put at your disposal:

Your facilities:

Journalists' room

- 350 seats.
- 10 public telephones are located in a separate booth.
- Private telephones on request.
- 5 fax machines.
- ADSL, ISDN and TSTN as well as data uplinks are available.
- 6 Internet workstations.
- 349 lockers.

Please obtain a key from the Media Centre staff at the reception desk. (A deposit of 20€ per key is required).

Photographers' Area

The Photographers' Area comprises the following facilities:

- Photographers' room inside the Media Centre with 150 seats.
- ADSL, ISDN and TSTN as well as data uplinks are available.
- 150 lockers.

Please obtain a key from the receptionist in the Photographers' room. (A deposit of 20€ per key is required).

Television / radio

34 booths operational air-conditioned.

Timetable

THURSDAY

10:00 16:00
13:00 15:00

FORMULA ONE
FORMULA ONE

INITIAL SCRUTINEERING
**TRACK FAMILIARISATION AND
SYSTEMS CHECKS – SAFETY
CAR - TRACK CLOSED.**

15:00

FORMULA ONE

PRESS CONFERENCE – PRESS
ROOM

16:00

FORMULA ONE

TEAM MANAGERS' MEETING

17:00

GP2

DRIVERS MEETING

17:30

GP3

DRIVERS' MEETING

FRIDAY

08:45 09:45

FORMULA ONE

PADDOCK CLUB PIT LANE
WALK

09:20

FORMULA ONE

MEDICAL INSPECTION

09:30 09:45

FORMULA ONE

TRACK INSPECTION AND
TRACK TEST

10:00 11:30¹

FORMULA ONE

FIRST PRACTICE SESSION

12:00 12:30¹

GP2

PRACTICE SESSION

12:35 13:45

FORMULA ONE

PADDOCK CLUB PIT LANE
WALK

12:40

PORSCHE MOBIL 1
SUPERCUP

DRIVERS MEETING

13:30 13:40

FORMULA ONE

TRACK INSPECTION

14:00 15:30¹

FORMULA ONE

SECOND PRACTICE SESSION

15:55 16:25

GP2

QUALIFYING SESSION

16:00 17:00

FORMULA ONE

PRESS CONFERENCE –
PRESS ROOM

16:45 17:30¹

PORSCHE MOBIL 1
SUPERCUP

PRACTICE SESSION

17:00

FORMULA ONE

DRIVERS MEETING

17:50 18:35¹

GP3

PRACTICE SESSION

18:45 19:30

TRACK ACTIVITY

MARSHAL PIT LANE WALK

SATURDAY

08:30 09:15

FORMULA ONE

TEAM PIT STOP PRACTICE

08:30 09:35

FORMULA ONE

PADDOCK CLUB PIT LANE
WALK

09:00

FORMULA ONE

MEDICAL INSPECTION

09:45 10:15

GP3

QUALIFYING SESSION

10:30 10:45

FORMULA ONE

TRACK INSPECTION AND
TRACK TEST

11:00 12:00¹

FORMULA ONE

THIRD PRACTICE SESSION

12:25 12:55

PORSCHE MOBIL 1
SUPERCUP

QUALIFYING SESSION

13:00 13:45

FORMULA ONE

PADDOCK CLUB PIT LANE
WALK

13:30 13:40

FORMULA ONE

TRACK INSPECTION

14:00 15:00

FORMULA ONE

QUALIFYING SESSION

15:25

GP2

PIT LANE OPEN

15:30

GP2

PIT LANE CLOSED

15:40* 16:45²

GP2

**FIRST RACE (25 LAPS OR 60
MINS)**

17:10

GP3

PIT LANE OPEN

17:15

GP3

PIT LANE CLOSED

17:20* 17:55²

GP3

**FIRST RACE (13 LAPS OR 30
MINS)**

Timetable - 2

SUNDAY

08:15	FORMULA ONE	MEDICAL INSPECTION
08:30 08:40	FORMULA ONE	MARSHALLING SYSTEM TRACK TEST
09:15	GP3	PIT LANE OPEN
09:20	GP3	PIT LANE CLOSED
09:25* 10:00²	GP3	SECOND RACE (13 LAPS OR 30 MINS)
10:20	GP2	PIT LANE OPEN
10:25	GP2	PIT LANE CLOSED
10:35* 11:25²	GP2	SECOND RACE (18 LAPS OR 45 MINS)
11:00	FORMULA ONE	DRIVERS' MEETING – IF NECESSARY
11:45* 12:20²	PORSCHE MOBIL 1 SUPERCUP	RACE (11 LAPS OR 30 MINS)
12:25 13:15	FORMULA ONE	PADDOCK CLUB PIT LANE WALK
12:30	FORMULA ONE	DRIVERS TRACK PARADE
12:45 13:15 ²	FORMULA ONE	STARTING GRID PRESENTATION
13:00	FORMULA ONE	MEDICAL INSPECTION
13:10 13:20	FORMULA ONE	TRACK INSPECTION
13:30	FORMULA ONE	PIT LANE OPEN
13:45	FORMULA ONE	PIT LANE CLOSED GRID FORMATION
13:46	FORMULA ONE	NATIONAL ANTHEM
14:00* 16:00²	FORMULA ONE	GRAND PRIX (44 LAPS OR 120 MINS)

Track History

Early in 1920, nothing, it seemed, was to disturb the usual quietness in the peaceful village of Francorchamps, perched on a hill very close to the Moors.

Nothing, except that, on a beautiful summer day, while settled at the Hotel des Bruyeres, two people well-known in the car racing world, the one being Jules de Thier, Manager of the newspaper "La Meuse", and the other, Henri Langlois Van Ophem, Chairman of the Sports Commission at the RACB (Royal Automobile Club Belgium), had the idea of taking advantage of the triangle drawn by the roads connecting Malmedy, Stavelot and Francorchamps to make a racing track of it.

While enjoying an ideal spot in these green Ardennes, the track stretched in a hilly landscape but was also made of numerous straight portions, particularly suitable to achieve high speeds. Moreover, being close to Spa, already famous on the international scale for its hydrotherapy, and where some car races had been popular for a few years, this track seemed to have a lot of assets to be successful. Therefore, a race was already scheduled for the following year.

Prepared for August 1921, that race for cars could unfortunately not take place, due to a lack of representation. Indeed, although everything was ready, only one competitor was registered on the entry form.

Eventually, the track was inaugurated by the motorcyclists, while the motorists started in 1922.

1924 saw the first organisation of the famous 24 Hours of Francorchamps, only one year after Le Mans, whereas the first real big international race for single-seaters, the European Grand Prix, was run in 1925. Seven cars took part in this event which saw the victory of the famous Alfa Romeo driver, Antonio Ascari.

During the period extending from the mid-twenties until the eve of World War II, the motorcycles Grand Prix and the prestigious car races like the 24 Hours of Francorchamps and the Belgian Grand Prix were going to be the major track events. As far as the track is concerned, it remained roughly the same as it used to be in the beginning.

But something new occurred in 1939 : Francorchamps was getting an artificial curve, unique in its kind : the "raidillon" or steep rise. That obstacle, intended to be passed at a very high speed, was a forerunner of the orientation its manager wanted to give to the track : to make it one of the fastest tracks in Europe, contrasting sharply that way with its German neighbour of The Eifel, which was very spectacular too but much more tortuous and therefore one of the slowest.

World War II was going to interrupt the life of the track for seven long years during which that part of the Ardennes was little spared.

1947 saw the sports activities resume in the area around "L'Eau Rouge". Once again, the prestigious races were in the spotlight : Motorcycles and Cars Grand Prix, to which were occasionally added the 24 Hours of the RACB, before they resumed annually from 1964.

Later on, other organisations completed that programme. So, in the late fifties, the RAC from Spa organized its Grand Prix of Spa, then, in the early seventies, the junior RAC, its 24 Hours motorcycles. If everything seemed to develop properly, that situation would, however, only last until 1970, when, for the last time, the Formula 1 Grand Prix took place along the fourteen-kilometre-long track.

Due to the claims formulated through the sixties, a certain amount of Grand Prix drivers did not want to run in Francorchamps any longer for security reasons, which were quite difficult to solve for the Intercommunale Managers. The tune was however given. Because, even if the other races usually scheduled still took place, it was getting obvious that along its fourteen kilometres, the track had become very dangerous considering the increased performance of the cars and the few possibilities left to adapt the surroundings as it was the case when new tracks were built.

Track Historic (2)

The end of the big Francorchamps was close. They were bound to react if they wanted to preserve the track and create one which took better into account the safety measures claimed by the Grand Prix drivers.

So, after different plans aimed at preserving the main characteristics of the track while eliminating some high risk areas (essentially the part included between Les Combes and Blanchimont), a track was eventually chosen and the works could start.

The seven-kilometre-long track was inaugurated in 1979.

More technical, winding and equipped with clearance areas, the new track kept the major part of the element which made it famous while combining improved safety for the pilots and new appeal for the spectators.

Thanks to the new track, the Belgian Formula 1 Grand Prix would quickly come back to Francorchamps. That race was a major event which would pave the way for many others, with less media coverage, but which contributed to make Francorchamps more dynamics, to diversify its kind of activities and to put it at the forefront of the international stage.

Between 1980 and 1990, Francorchamps ran to a well-established schedule. Similarly, the circuit could be adapted to suit all requirements, in terms of FIA safety. However, Francorchamps remained a “racing” circuit which was only closed to public traffic when there were meets.

The evolution of motor sports and above all, the increasingly professional marketing approach led the situation to become rather complicated. In order to safeguard its future, the circuit had to become permanent and be definitively closed to all public traffic. The completion of the Verviers- Prüm motorway, the compulsory purchase of the last roadside property and the building of a bypass between the villages of Francorchamps and Meiz-Burneville would enable this essential step towards the future.

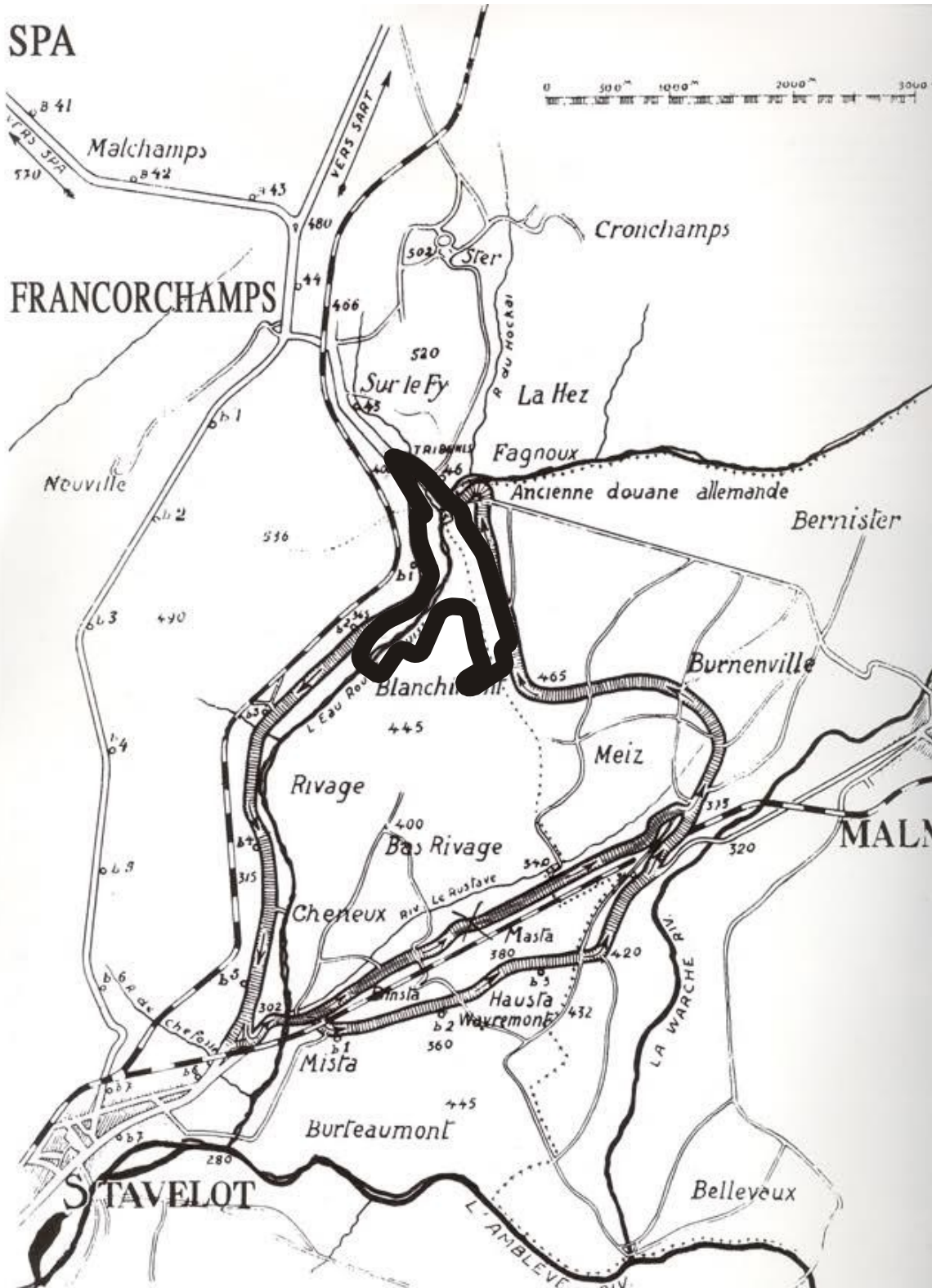
So in the early part of this century, Francorchamps “went professional” and was a tremendous success with clubs and incentive day organisers from all over Europe wanting to book one or several days outside of the official races.

With nothing established, a new wave of panic began to emerge at the end of the century over the Eau Rouge valley. In 1997 the Belgian government passed a law banning the advertising of tobacco. With teams sponsored by these advertisers, the very life of the Belgian F1 Grand Prix was under threat. Up until 2005, when a European directive came into force, there were many incidents resulting from the problem of the tobacco advertising ban, to the extent that it was even left out of the Grand Prix in 2003.

It was said that it was hard for Francorchamps since F1 reinstated the Raidillon- Combes-Blanchimont route to the delight of millions of fans in 2004 and 2005.

However, this was not an easy time for the circuit. Francorchamps had grown very quickly but there were still a number of gaps to be filled. Although work on the track that the FIA demanded meant that the sections most prized by drivers could remain in the top of the world track, the infrastructure no longer met world FIA requirements.

Thanks to the Walloon government, Francorchamps was provided with F1 stands which fitted in perfectly with the magic of the place and which paved the way to a new circuit, one that was even more professional and dynamic and better geared towards new activities in the world of business...



Here is the first ever map of the Francorchamps circuit. This version of over 17 km passed through Masta - Hausfa Wavremont, before turning back to the village of Meiz. This version was, in fact, never used, as it was preferred to make the competitors turn in the opposite direction. There is also a 14km version which was used until the late 1970s

Useful Information

Emergency numbers

Emergency number at the circuit:	112
Police general number:	101
Stavelot-Malmedy Police:	+32/(0) 78 15 18 00

Hospitals

Malmedy - Clinique Reine Astrid:	+32/(0) 80 79 31 11
Verviers – CHPLT:	+32/(0) 87 21 21 11
Liège – CHU:	+32/(0) 4 366 71 11

Pharmacies

Guard duty:	0900/10 500
-------------	-------------

Banks

ING – Spa:	+32/(0) 87 79 21 80
ING – Malmedy:	+32/(0) 80 79 11 00
ING - Stavelot:	+32/(0) 80 89 20 50
BNP Parisbas Fortis – Spa	+32/(0) 87 29 35 40
BNP Parisbas Fortis – Malmedy	+32/(0) 80 79 12 30
DEXIA – Stavelot:	+32/(0) 87 85 35 00

Taxis

Spa:	+32/(0) 87 77 01 02
	+32/(0) 476 32 80 20
Verviers:	+32/(0) 87 23 23 39
	+32/(0) 87 33 33 33
	+32/(0) 87 31 55 04
Liège:	+32/(0) 4 247 47 79
	+32/(0) 4 367 50 40
	+32/(0) 4 365 65 65
	+32/(0) 4 233 50 40

Train stations

Liège Guillemins:	+32/(0) 4 241 26 56
Verviers Central:	+32/(0) 4 241 53 28
General information :	+32/(0) 2 528 28 28



Useful information

Airports

Liège: (distance 56 km - time 00:35 to 00:45 - www.liegeairport.com)	+ 32/(0) 4 234 84 11
Charleroi: (distance 132 km - time 01:1 to 01:30 - www.charleroi-airport.be)	+32/(0) 71 25 12 11
Bruxelles: (distance 134 km - time 01:19 to 01:19 - www.brusselsairport.be)	+32/(0) 2 753 77 53

Car rentals

Hertz - Liege Airport or centre:	+32/(0) 4 222 42 73
Hertz – Charleroi:	+32/(0) 71 37 78 98
Hertz - Bruxelles airport:	+32/(0) 2 713 36 35
Hertz - Bruxeles centre:	+32/(0) 2 524 31 00
Hertz – Verviers:	+32/(0) 87 23 05 20
Avis - Liege centre:	+32/(0) 4 250 35 16
Avis - Charleroi Airport:	+32/(0) 71 35 19 98
Avis - Charleroi centre:	+32/(0) 71 32 35 35
Avis - Bruxelles Airport:	+32/(0) 2 720 09 44
Avis - Bruxelles centre:	+32/(0) 2 527 17 05
Avis - Verviers centre:	+32(0) 87 22 58 10

Tourism information

Tourist federation of the Province de Liege : ftpl@prov-liege.be	+32/(0) 4 237 95 26
Tourist Office du Tourisme des Cantons de l'Est: www.esatbelgium.be	+32/(0) 80 33 02 50
Tourist information Office of Spa: www.spa-info.be	+32/(0) 87 79 53 53
Tourist information Office of Stavelot: www.stavelot.be	+32/(0) 80 86 27 06
Tourist information Office of Malmedy idem Canton de l'Est www.malmedy.be	+32/(0) 80 33 02 50

Media centre operation

Photographers holding permanent passes are entitled to enter the Media Centre in order to contact the journalist, on condition that they do not bring any large or bulky equipment with them and that they do not take a seat.

Media Accreditations Centre: opening hours

Thursday	8.00 h – 18.00 h
Friday	8.00 h – 16.00 h
Saturday	8.00 h – 12.00 h
Sunday	Closed

Media Centre: opening hours

Thursday	9.00 h - 22.00 h
Friday	7.00 h - 23.00 h
Saturday	7.00 h - 23.00 h
Sunday	7.00 h - until the last journalist leaves

Welcome Desk

At the Welcome Desk, journalists can ask for a seat in the press room, a locker and the Press Kit.

FIA permanent pass holders can also pick up their parking for the next race and must sign the attendance list. Apart from that, tabards for permanent credential holders are also available.

Journalist who need a private telephone line with the national company Belgacom, ask for it at the *Welcome Desk*.

Telecom Desk

The telecom desk offers to journalists a service for using telephones, fax machines and computers with internet connexion and the possibility to print in this room .

Media Car Park Shuttle Service

A shuttle service will be available to ease the journalists and photographers' transfers from the Media Car Park to the Media Centre and vice versa. The starting point is next F1 paddock entrance.

Photographer's area operation

The photographers' area is located next the Press Room in the F1 Paddock. There is room available for 150 photographers approximately with 159 lockers. The request of telephone lines and internet connection works as in the Press Room.

Photographers with FIA permanent pass can pick up their tabard at the *Welcome Desk*.

A camera repair service will be available to all photographers free of charge.

Media Accreditations Centre: opening hours

Thursday	8.00 h – 18.00 h
Friday	8.00 h – 16.00 h
Saturday	8.00 h – 12.00 h
Sunday	Closed

Media Centre: opening hours

Thursday	9.00 h - 22.00 h
Friday	7.00 h - 23.00 h
Saturday	7.00 h - 23.00 h
Sunday	7.00 h - until the last photographer's leaves

Photo bus service around the service track

A photo bus (3) service will be available to ease the photographers' transfers around the service tracks. You will find the starting points, as shown in the attached map.

Timetable for shuttle service

Practice sessions

First departure 60' before the start of the session.

Qualifying session

Last departure 40' before the start of the session.

Pick up 5'/10' after the chequered flag (several trips over at least half an hour)

Race

First departure 90' before the starting time of the race.

Last departure 75' before the start of the race

Press conference schedule

Thursday- 15:00h- Press Conference Room

A maximum of six drivers chosen by the FIA F1 Head of Communications.

Friday- 16:00h- Press Conference Room

A maximum of six team personalities chosen by the FIA F1 Head of Communications.

Saturday- After the qualifying- TV Unilateral

TV unilateral interview with top three drivers of the qualifying session.

Saturday- After the qualifying- Press Conference Room

Post-Qualifying Press Conference with top three drivers of the qualifying session.

Sunday- After the race- TV Unilateral

Podium interviews with top three finishing drivers.

Sunday- After the race- Press Conference Room

Post Race Press Conference with top three finishing drivers.

Photographers with 'One event' passes may only enter the Press Conference Room in order to take photographs of official press conferences held throughout the event. They will be allowed into the Press Conference Room 15 minutes before the press conference starts and must leave as soon as it has finished.

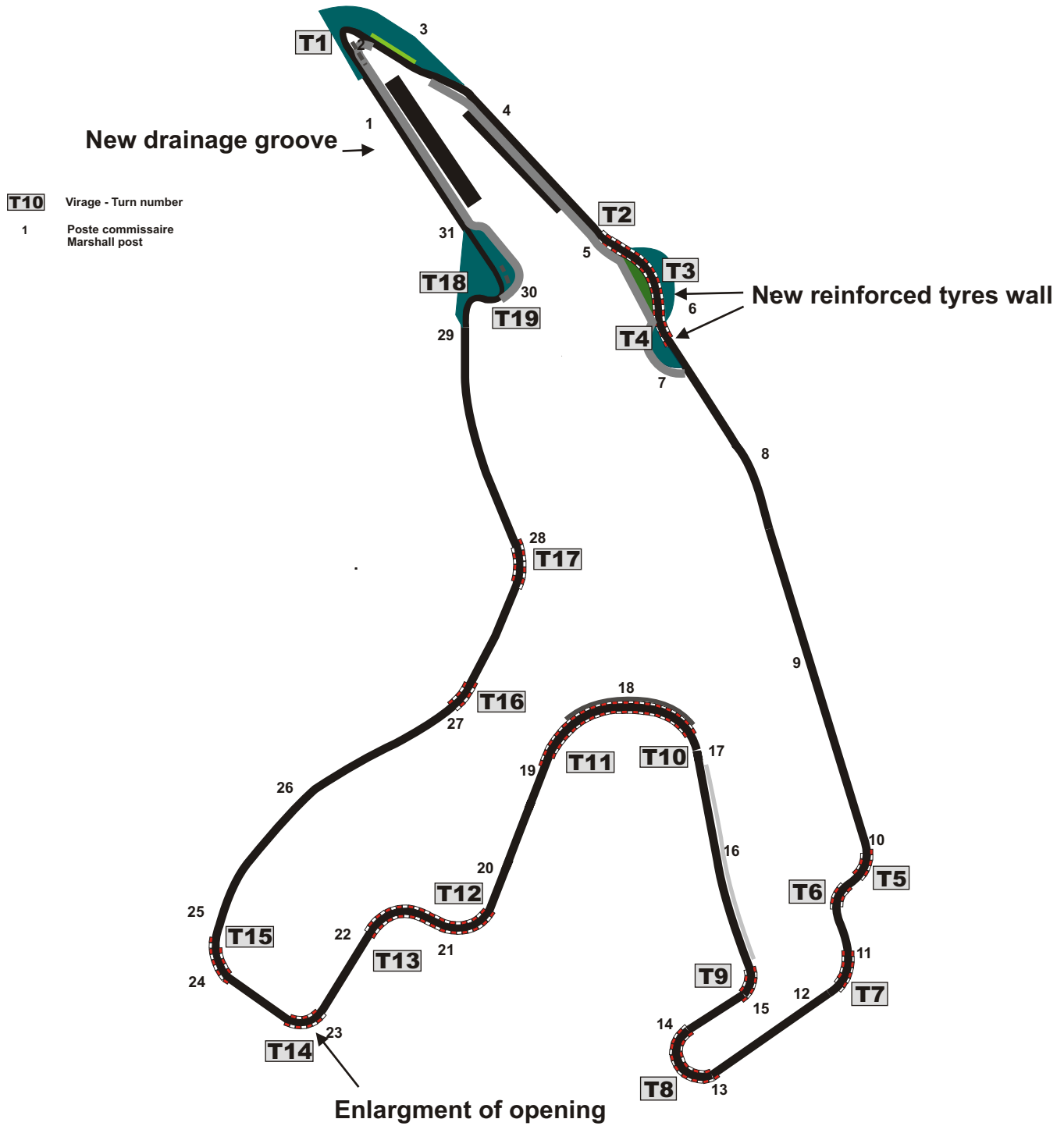
ADDITIONAL MEDIA OPPORTUNITIES

Qualifying: All drivers eliminated in Q1 or Q2 will be available for media interviews immediately after the end of each session, as will drivers who participated in Q3, but who are not required for the post-qualifying press conference, at the back of the FIA garage, paddock side.

Race: Any driver retiring before the end of the race will be available for media interviews after his return to the paddock. In addition, all drivers who finish the race outside the top three will be available for media interviews immediately after the end of the race, at each team's individual garage/hospitality or at the back of the FIA garage.

During the race every team will make at least one senior spokesperson available for interviews by officially accredited TV crews. A list of those nominated will be available in the media centre.

2013 track modifications



Officials of the meeting

Clerk of the Course

Roland Bruynseraede

Steward of meeting

Yves Bacquelaine

Secretary of the Meeting

Xavier Schene

Chief National Scrutineer

Jean-Pierre de Backer

National Medical Officer

Dr. Christian Wahlen

National Press Officer

Guy Basyn

Press Officer Circuit Spa-Francorchamps

Luc Willems

FIA

Race Director - Safety Delegate

Charlie Whiting

Medical Delegate

P. Jean-Charles Piette

Technical Delegate

Jo Bauer

FIA Head of Communication & Media Delegate

Matteo Bonciani

FIA Steward of the Meeting

Lars Österlind
Fahrna Vohra
Derek Warwick

FIA F1 Observer

Herbie Blash

Safety Car Driver

Bernd Mayländer

Medical Car Driver

Alan van der Merwe

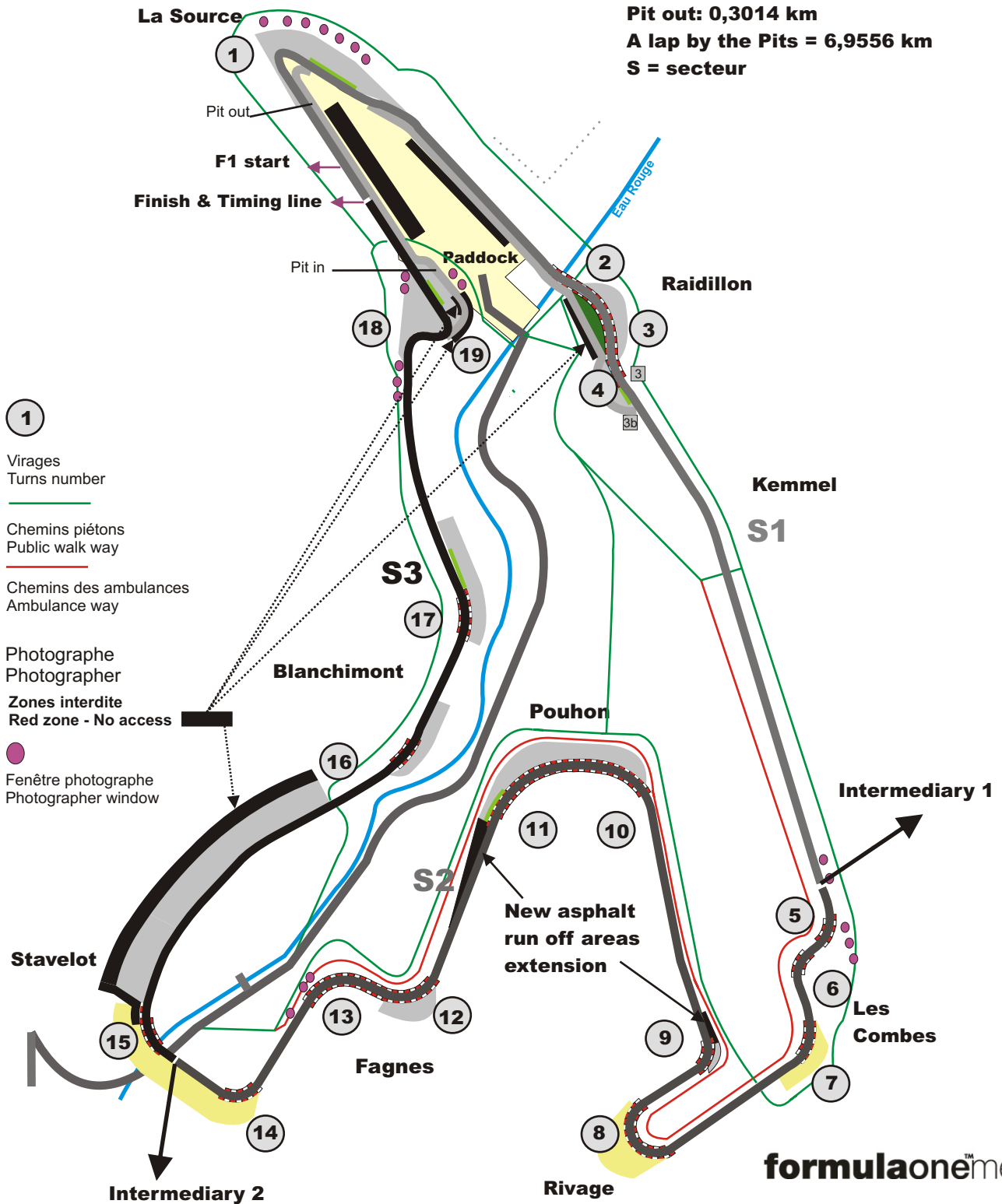


Track information

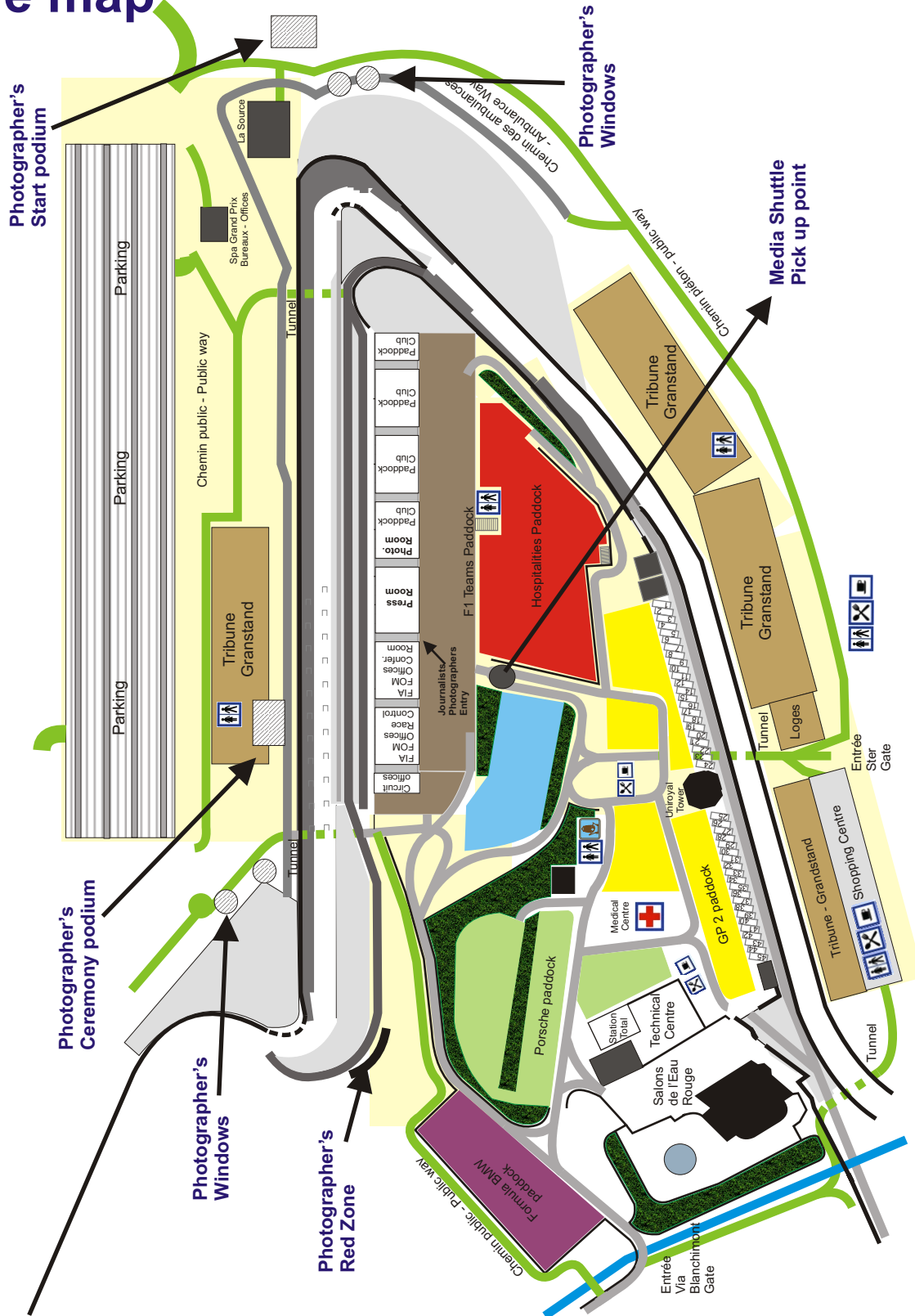
Red Zones

Photographers

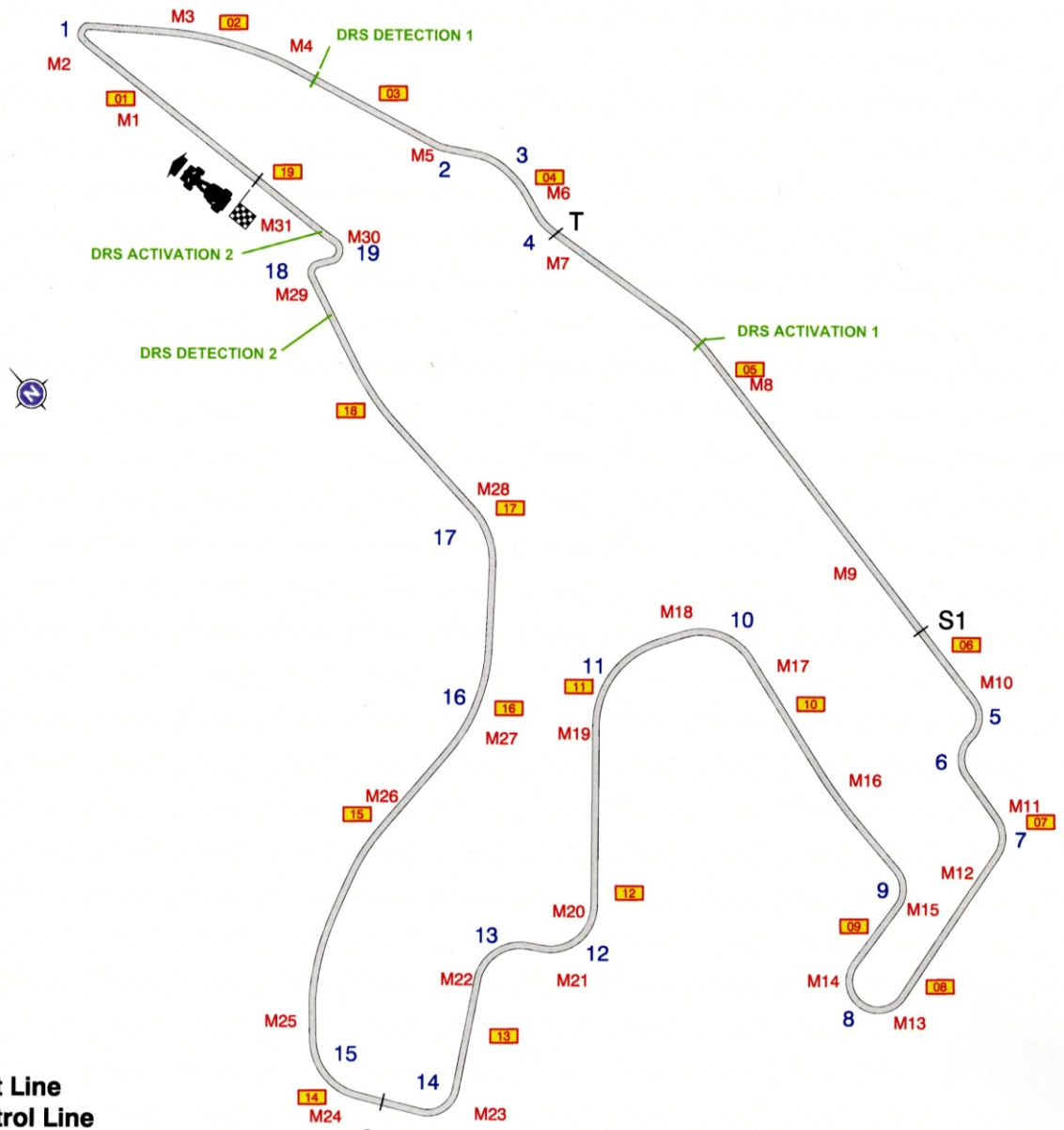
Intermediary 1: 2,2435 km
Intermediary 2: 5,1127 km
Circuit Centerline: 7,004 km
Pit in : - 0,0850 km
Pit out: 0,3014 km
A lap by the Pits = 6,9556 km
S = secteur



Shuttle map



Circuit Map



- Start Line**
- Control Line**
- S1 Sector 1 (145m before turn 5)**
- S2 Sector 2 (48m before turn 15)**
- T Speed Trap (On turn 4)**
- DRS Detection (235m before turn 2)**
- DRS Activation (320m after turn 4)**
- 15 Corner Numbers**
- M22 Marshal Post**
- FIA Marshal Light Number & Location**

Circuit Centreline Length = 7.004km

Belgian Grand Prix 2012 briefly

Promotor

Spa Grand Prix
Director: André Maes
Phone : +32/87 22 44 66
Fax: +32/87 22 44 55
E-mail: info@spagrandprix.com

Number of GP : 44

First GP
June 10 1950
Number of lap
44 - 308.052 km

Track

Lenght: 7003.95 m
Number of corners
19: left - 10: right - 9

Altitude

391 - before Eau Rouge
Low: corner
High: 470 - after Les Combes corner

Best Race lap

Bruno Senna: 1'52"822
McLaren

Record Pole (old chicane)

Michael Schumacher : 1'43"726
Ferrari - 2002

Pole 2012

Jenson Button
Vodafone McLaren-Mercedes - 1'47"573

Podium 2012

1. J. Button (McLaren Mercedes); 2. S. Vettel (Red Bull);
3. K. Raikkonen (Lotus)

Last winners

2012: J. Button	McLaren
2011: S. Vettel	Red Bull
2010: L. Hamilton	McLaren
2009: K. Raikkonen	Ferrari
2008: F. Massa	Ferrari
2007: K. Raikkönen	Ferrari
2006: No GP	
2005: K. Raikkönen	McLaren
2004: K. Raikkönen	McLaren
2003: No GP	
2002: M. Schumacher	Ferrari
2001: M. Schumacher (Ferrari)	Ferrari
2000: M. Hakkinen	McLaren
1999: D. Coulthard	McLaren
1998: D. Hill	Jordan
1997: M. Schumacher	Ferrari
1996: M. Schumacher	Ferrari
1995: M. Schumacher	Benetton
1994: D. Hill	Williams
1993: D. Hill	Williams
1992: M. Schumacher	Benetton
1991: A. Senna	McLaren
1990: A. Senna	McLaren
1989: A. Senna	McLaren

World championships

2012: S. Vettel	Red Bull
2011: S. Vettel	Red Bull
2010: L. Hamilton	Red Bull
2009: J. Button	Brawn GP
2008: L. Hamilton	Ferrari
2007: K. Raikkönen	Ferrari
2006: F. Alonso	Renault
2005: F. Alonso	Renault
2004: M. Schumacher	Ferrari
2003: M. Schumacher	Ferrari
2002: M. Schumacher	Ferrari
2001: M. Schumacher	Ferrari
2000: M. Schumacher	Ferrari
1999: M. Hakkinen	Ferrari
1998: M. Hakkinen	McLaren
1997: J. Villeneuve	Williams
1996: D. Hill	Williams
1995: M. Schumacher	Benetton
1994: M. Schumacher	Williams
1993: A. Prost	Williams
1992: N. Mansell	Williams
1991: A. Senna	McLaren
1990: A. Senna	McLaren
1989: A. Prost	McLaren

Belgian GP 2012 Starting grid

Pos.	Driver	Constructor	Q1	Q2	Q3
1.	J. Button	McLaren	01:49.250	01:47.654	01:47.573
2.	K.Kobayashi	Sauber	01:49.686	01:48.569	01:47.871
3.	P. Maldonado	Williams	01:48.993	01:48.780	01:47.893
4.	K. Räikkönen	Lotus	01:49.546	01:48.414	01:48.205
5.	M. Pérez	Sauber	01:49.642	01:47.980	01:48.219
6.	F. Alonso	Ferrari	01:49.401	01:48.598	01:48.313
7.	M. Webber	Red Bull	01:49.859	01:48.546	01:48.392
8.	L. Hamilton	McLaren	01:49.605	01:48.563	01:48.394
9.	R. Grosjean	Lotus	01:50.126	01:48.714	01:48.538
10.	P. di Resta	Force India	01:50.033	01:48.729	01:48.890
11.	S. Vettel	Red Bull	01:49.722	01:48.792	
12.	N. Hülkenberg	Force India	01:49.362	01:48.855	
13.	M. Schumacher	Mercedes	01:49.742	01:49.081	
14.	F. Massa	Ferrari	01:49.588	01:49.147	
15.	J-E. Vergne	Toro Rosso	01:49.763	01:49.354	
16.	D. Ricciardo	Toro Rosso	01:49.572	01:49.543	
17.	B. Senna	Williams	01:49.958	01:50.088	
18.	N. Rosberg	Mercedes	01:50.181		
19.	H. Kovalainen	Caterham	01:51.739		
20.	V. Petrov	Caterham	01:51.967		
21.	T. Glock	Marussia	01:52.336		
22.	P. de la Rosa	HRT	01:53.030		
23.	Ch. Pic	Marussia	01:53.493		
24.	N. Karthikeyan	HRT	01:54.989		

Belgian GP 2012 Race Classification

Pos	Driver	Car	Laps	Race Time	Delay
1	Jenson Button (GBR)	McLaren	44	1:29'08.530	
2	Sebastian Vettel (GER)	Red Bull	44	1:29'22.154	+13.624
3	Kimi Räikkönen (FIN)	Lotus	44	1:29'33.864	+25.334
4	Nico Hülkenberg (GER)	Force India	44	1:29'36.373	+27.843
5	Felipe Massa (BRA)	Ferrari	44	1:29'38.375	+29.845
6	Mark Webber (AUS)	Red Bull	44	1:29'39.754	+31.224
7	M.Schumacher (GER)	Mercedes	44	1:30'01.904	+53.374
8	Jean-Éric Vergne (FRA)	Toro Rosso	44	1:30'07.395	+58.865
9	Daniel Ricciardo (AUS)	Toro Rosso	44	1:30'11.512	+1'02.982
10	Paul di Resta (GBR)	Force India	44	1:30'12.313	+1'03.783
11	Nico Rosberg (GER)	Mercedes	44	1:30'13.641	+1'05.111
12	Bruno Senna (BRA)	Williams	44	1:30'20.059	+1'11.529
13	Kamui Kobayashi (JPN)	Sauber	43		+1 lap
14	Vitaly Petrov (RUS)	Caterham	43		+1 lap
15	Timo Glock (GER)	Marussia	43		+1 lap
16	Charles Pic (FRA)	Marussia	43		+1 lap
17	Heikki Kovalainen (FIN)	Caterham	43		+1 lap
18	Pedro de la Rosa (ESP)	HRT	43		+1 lap
Retirement					
wheel	Narain Karthikeyan (IND)	HRT	30		
accident	Pastor Maldonado (VEN)	Williams	4		
accident	Sergio Perez (MEX)	Sauber	0		
accident	Fernando Alonso (ESP)	Ferrari	0		
accident	Lewis Hamilton (GBR)	McLaren	0		
accident	Romain Grosjean (FRA)	Lotus	0		

World Championship 2012

Drivers

		AUS	MAS	CHN	BRN	ESP	MON	CAN	EUR	GBR	GER	HUN	BEL	ITA	SIN	JPN	KOR	IND	ABU	USA	BRA	
1.	Vettel	18	--	10	25	8	12	12	--	15	10	12	18	--	25	25	25	25	15	18	8	281
2.	Alonso	10	25	2	6	18	15	10	25	18	25	10	--	15	15	--	15	18	18	15	18	278
3.	Räikkönen	6	10	--	18	15	2	4	18	10	15	18	15	10	8	8	10	6	25	8	1	207
4.	Hamilton	15	15	15	4	4	10	25	--	4	--	25	--	25	--	10	1	12	--	25	--	190
5.	Button	25	--	18	--	2	--	--	4	1	18	8	25	--	18	12	--	10	12	10	25	188
6.	Webber	12	12	12	12	--	25	6	12	25	4	4	8	--	--	2	18	15	--	--	12	179
7.	Massa	--	--	--	2	--	8	1	--	12	--	2	10	12	4	18	12	8	6	12	15	122
8.	Grosjean	--	--	8	15	12	--	18	--	8	--	15	--		6	--	6	2	--	6	--	96
9.	Rosberg	--	--	25	10	6	18	8	8	--	1	1	--	6	10	--	--	--	--	--	--	93
10	Pérez	4	18	--	--	--	--	15	2	--	8	--	--	18	1	--	--	--	--	--	--	66
11	Hülkenberg	--	2	--	--	1	4	--	10	--	2	--	12	--	--	6	8	4	--	4	10	63
12	Kobayashi	8	--	1	--	10	--	2	--	--	12	--	--	2	--	15	--	--	8	--	2	60
13	Schumacher	--	1	--	1	--	--	--	15	6	6	--	6	8	--	--	--	--	--	--	6	49
14	di Resta	1	6	--	8	--	6	--	6	--	--	--	1	4	12	--	--	--	2	--	--	46
15	Maldonado	--	--	4	--	25	--	--	--	--	--	--	--	--	--	4	--	--	10	2	--	45
16	Senna	--	8	6	--	--	1	--	1	2	--	6	--	1	--	--	--	1	4	1	--	31
17	Vergne	--	4	--	--	--	--	--	--	--	--	--	4	--	--	--	4	--	--	--	4	16
18	Ricciardo	2	--	--	--	--	--	--	--	--	--	--	2	--	2	1	2	--	1	--	--	10
	Petrov	--	--	--	--	--	--	--	--	--	--	--	--	--	--	--	--	--	--	--	--	[11]
	Glock	--	--	--	--	--	--	--	--	--	--	--	--	--	--	--	--	--	--	--	--	[12]
	Pic	--	--	--	--	--	--	--	--	--	--	--	--	--	--	--	--	--	--	--	--	[12]
	Kovalainen	--	--	--	--	--	--	--	--	--	--	--	--	--	--	--	--	--	--	--	--	[13]
	d'Ambrosio													--								[13]
	Karthikeyan	--	--	--	--	--	--	--	--	--	--	--	--	--	--	--	--	--	--	--	--	[15]
	de la Rosa	--	--	--	--	--	--	--	--	--	--	--	--	--	--	--	--	--	--	--	--	[17]

Constructors

1. Red Bull / Renault, 440 pts; 2. Ferrari, 400; 3. McLaren / Mercedes, 378; 4. Lotus / Renault, 303; 5. Mercedes, 142; 6. Sauber / Ferrari, 123; 7. Force India / Mercedes, 109; 8. Williams / Renault, 76; 9. Toro Rosso / Ferrari, 26, Caterham / Renault, (11), Marussia / Cosworth (12), HRT / Cosworth (15)

Belgian GP : Historic 1

Year	Date	Laps	Lap Dist.	Race Dist.	Pole ?	Winner
2012	Sep-02	44	7.004 km	308.052 km	Button, Jenson	Button, Jenson
2011	Aug-28	44	7.004 km	308.052 km	Vettel, Sebastian	Vettel, Sebastian
2010	Aug-29	44	7.004 km	308.052 km	Webber, Mark	Hamilton, Lewis
2009	Aug-30	44	7.004 km	308.052 km	Fisichella, Giancarlo	Räikkönen, Kimi
2008	Sep-07	44	7.004 km	308.052 km	Hamilton, Lewis	Massa, Felipe
2007	Sep-16	44	7.004 km	308.176 km	Räikkönen, Kimi	Räikkönen, Kimi
2005	Sep-11	44	6.976 km	306.927 km	Montoya, Juan Pablo	Räikkönen, Kimi
2004	Aug-29	44	6.976 km	306.927 km	Trulli, Jarno	Räikkönen, Kimi
2002	Sep-01	44	6.963 km	306.355 km	Schumacher, Michael	Schumacher, Michael
2001	Sep-02	44	6.968 km	306.592 km	Montoya, Juan Pablo	Schumacher, Michael
2000	Aug-27	44	6.968 km	306.592 km	Häkkinen, Mika	Häkkinen, Mika
1999	Aug-29	44	6.968 km	306.592 km	Häkkinen, Mika	Coulthard, David
1998	Aug-30	44	6.968 km	306.592 km	Häkkinen, Mika	Hill, Damon
1997	Aug-24	44	6.968 km	306.592 km	Villeneuve, Jacques	Schumacher, Michael
1996	Aug-25	44	6.968 km	306.592 km	Villeneuve, Jacques	Schumacher, Michael
1995	Aug-27	44	6.974 km	306.856 km	Berger, Gerhard	Schumacher, Michael
1994	Aug-28	44	7.001 km	308.044 km	Barrichello, Rubens	Hill, Damon
1993	Aug-29	44	6.974 km	306.856 km	Prost, Alain	Hill, Damon
1992	Aug-30	44	6.974 km	306.856 km	Mansell, Nigel	Schumacher, Michael
1991	Aug-25	44	6.940 km	305.360 km	Senna, Ayrton	Senna, Ayrton
1990	Aug-26	44	6.940 km	305.360 km	Senna, Ayrton	Senna, Ayrton
1989	Aug-27	44	6.940 km	305.360 km	Senna, Ayrton	Senna, Ayrton
1988	Aug-28	43	6.940 km	298.420 km	Senna, Ayrton	Senna, Ayrton
1987	May-17	43	6.940 km	298.420 km	Mansell, Nigel	Prost, Alain
1986	May-25	43	6.940 km	298.420 km	Piquet, Nelson	Mansell, Nigel
1985	Sep-15	43	6.940 km	298.420 km	Prost, Alain	Senna, Ayrton
1983	May-22	40	6.949 km	278.620 km	Prost, Alain	Prost, Alain
1970	Jun-07	28	14.100 km	394.800 km	Stewart, Jackie	Rodríguez, Pedro
1968	Jun-09	28	14.100 km	394.800 km	Amon, Chris	McLaren, Bruce
1967	Jun-18	28	14.100 km	394.800 km	Clark, Jim	Gurney, Dan
1966	Jun-12	28	14.100 km	394.800 km	Surtees, John	Surtees, John
1965	Jun-13	32	14.100 km	451.200 km	Hill, Graham	Clark, Jim
1964	Jun-14	32	14.100 km	451.200 km	Gurney, Dan	Clark, Jim
1963	Jun-09	32	14.100 km	451.200 km	Hill, Graham	Clark, Jim
1962	Jun-17	32	14.100 km	451.200 km	Hill, Graham	Clark, Jim
1961	Jun-18	30	14.100 km	423.000 km	Hill, Phil	Hill, Phil
1960	Jun-19	36	14.100 km	507.600 km	Brabham, Jack	Brabham, Jack
1958	Jun-15	24	14.100 km	338.400 km	Hawthorn, Mike	Brooks, Tony
1956	Jun-03	36	14.120 km	508.320 km	Fangio, Juan Manuel	Collins, Peter
1955	Jun-05	36	14.120 km	508.320 km	Castellotti, Eugenio	Fangio, Juan Manuel
1954	Jun-20	36	14.120 km	508.320 km	Fangio, Juan Manuel	Fangio, Juan Manuel
1953	Jun-21	36	14.120 km	508.320 km	Fangio, Juan Manuel	Ascari, Alberto
1952	Jun-22	36	14.120 km	508.320 km	Ascari, Alberto	Ascari, Alberto
1951	Jun-17	36	14.120 km	508.320 km	Fangio, Juan Manuel	Farina, Giuseppe
1950	Jun-18	35	14.120 km	494.200 km	Farina, Giuseppe	Fangio, Juan Manuel

Belgian GP: Historic 2

Location	Type	GP	First GP	First GP Winner	Last GP	Last GP Winner
Spa-Francorchamps	Road	45	BEL 1950	Fangio, Juan Manuel	BEL 2012	Button, Jenson

Years	Lap Dist.	Fastest Lap	Year	Fastest Lap	Avg. Speed
1950-1956	14.120 km	Moss, Stirling	1956	04:14.7	199.576 km/h
1958; 1960-1968	14.100 km	Surtees, John	1968	03:30.5	241.140 km/h
1970	14.100 km	Amon, Chris	1970	03:27.4	244.744 km/h
1983	6.949 km	de Cesaris, Andrea	1983	02:07.493	196.218 km/h
1985-1991	6.940 km	Prost, Alain	1990	01:55.087	217.088 km/h
1992-1993; 1995	6.974 km	Prost, Alain	1993	01:51.095	225.990 km/h
1994	7.001 km	Hill, Damon	1994	01:57.117	215.200 km/h
1996-2001	6.968 km	Schumacher, Michael	2001	01:49.758	228.546 km/h
2002	6.963 km	Schumacher, Michael	2002	01:47.176	233.884 km/h
2004-2005	6.976 km	Räikkönen, Kimi	2004	01:45.108	238.931 km/h
2007-2013	7.004 km	Vettel, Sebastian	2009	01:47.263	235.071 km/h

Location	Type	GP	First GP	First GP Winner	Last GP	Last GP Winner
Nivelles, Belgium	Race	2	BEL 1972	Fittipaldi, Emerson	BEL 1974	Fittipaldi, Emerson

Year	Lap Dist.	Race Dist.	Pole	Winner	Fastest Lap
1974	3.724 km	316.540 km	Regazzoni, Clay	Fittipaldi, Emerson	Hulme, Denny
1972	3.724 km	316.540 km	Fittipaldi, Emerson	Fittipaldi, Emerson	Amon, Chris

Location	Type	GP	First GP	First GP Winner	Last GP	Last GP Winner
Zolder, Belgium	Race	10	BEL 1973	Stewart, Jackie	BEL 1984	Alboreto, Michele

Year	Lap Dist.	Race Dist.	Pole	Winner	Fastest Lap
1984	4.262 km	298.340 km	Alboreto, Michele	Alboreto, Michele	Arnoux, René
1982	4.262 km	298.340 km	Prost, Alain	Watson, John	Watson, John
1981	4.262 km	298.340 km	Reutemann, Carlos	Reutemann, Carlos	Reutemann, Carlos
1980	4.262 km	306.864 km	Jones, Alan	Pironi, Didier	Laffite, Jacques
1979	4.262 km	298.340 km	Laffite, Jacques	Scheckter, Jody	Villeneuve, Gilles
1978	4.262 km	298.340 km	Andretti, Mario	Andretti, Mario	Peterson, Ronnie
1977	4.262 km	298.340 km	Andretti, Mario	Nilsson, Gunnar	Nilsson, Gunnar
1976	4.262 km	298.340 km	Lauda, Niki	Lauda, Niki	Lauda, Niki
1975	4.262 km	298.340 km	Lauda, Niki	Lauda, Niki	Regazzoni, Clay
1973	4.220 km	295.400 km	Peterson, Ronnie	Stewart, Jackie	Cévert, François

Season 2013: changes

TECHNICAL REGULATION CHANGES

Tyres

Heavier by 2 kg (700 g for rear tyres and 200 g for front tyres); car weight has increased from 640 to 642 kg.

Weight distribution

The minimum weight distribution plan introduced in 2011 has been changed; henceforth there must be minimum loads of 292 kg on the front and 343 kg on the rear.

No more double DRS

Adjustable double DRS have been disallowed; it is no longer possible for the movable rear wing to be used to control a second system.

Crash tests improved

Crash test regulations have been strengthened and all chassis are affected.

Aerodynamic ducts

The use of a duct on the front of the chassis is no longer allowed for any reason other than cooling the cockpit.

Aesthetics

The stepped nose effect, caused by the lowering of the front wing, may be masked by the addition of a coloured 'modesty' panel covering the space between the chassis and the wing.

Electronics

A new Electronic Control Unit, developed by McLaren Electronic Systems, will be more complex and speed up the execution of instructions.

SPORTING REGULATION CHANGES

Electronics

Drivers must submit their engine design to the FIA. No modification may be made without justification. •

Suspension

The suspension system may not exceed six elements (arms, rods, wishbones).

DRS

DRS may no longer be used freely in Free Practice and Qualifying. It may only be used, as in races, in race zones specified by the FIA.

The curfew rules initiated in 2012 have changed. On Thursday evenings, the length of time during which one may not work on the car has been increased from 6 to 8 hours.

Each F1 team is limited to 60 team members on a circuit.




















No exceptions to the rule obliging cars to have a minimum of one litre of fuel in their tank before returning to the pits at the end of Qualifying.

Entry Listy

N° DRIVER	NAT.	TEAM	CONSTRUCTOR
1. Sebastian VETTEL	GER	Infiniti Red Bull Racing	RB9
2. Mark WEBBER	AUS		Renault RS27-13
3. Fernando ALONSO	ESP	Scuderia Ferrari	F138
4. Felipe MASSA	BRA		Ferrari 056
5. Jenson BUTTON	GBR	Vodafone McLaren Mercedes	MP4-28
6. Sergio PEREZ	MEX		Mercedes-Benz F0108F
7. Kimi RAIKKONEN	FIN	Lotus F1 Team	E21
8. Romain GROSJEAN	FRA		Renault RS27-2013
9. Nico ROSBERG	GER	Mercedes AMG Petronas F1 Team	F1W04
10. Lewis HAMILTON	GBR		Mercedes-Benz
11. Nico HULKENBER	GER	Sauber F1 Team	C32
12. Esteban GUTIERREZ	MEX		Ferrari 056
14. Paul di RESTA	GBR	Sahara Force India F1 Team	VJM06
15. Andrian SUTIL	GER		Mercedes-Benz
16. Pastor MOLDONADO	VEN	Williams F1 Team	FW35
17. Valtteri BOTTAS	FIN		Renault
18. Jean Eric VERGNE	FRA	Scuderia Toro Rosso	STR8
19. Daniel RICCIARDO	AUS		Ferrari 056
20. Charles PIC	FRA	Caterham F1 Team	CT03
21. Giedo Van der GARDE	HOL		Renault RS27-2013
23. Jules BIANCH	FRA	Marussia F1 Team	MR02
24. Max CHILTON	GBR		Cosworth CA2013K



Calendar 2013

	GP Australia: March 17 Melbourne, 5.303 m 58 laps - 307.574 km		GP Belgium: August 25 Francorchamps, 7003,95 44 laps - 308.052 km
	GP Malaysia: March 24 Sepang, 5.543 m 55 laps - 304.865 km		GP Italy: September 8 Monza, 5.793 m 53 laps - 306.720 km
	GP China: April 14 Shangai, 5.451 m 56 laps - 305.066 km		GP Singapour: Sept. 22 Singapour 5.067 m 61 laps - 309.087 km
	GP Bahrain: April 21 Sakhir, 5.412 m 57 laps - 308.238 km		GP Korea: October 6 Yeongam, 5.620 m 55 laps - 309.100 km
	GP Spain: May 12 Catalunya, 4.655 m 66 laps - 307.104 km		GP Japan: October 13 Suzuka, 5.807 m 53 laps - 307.573 km
	GP Monaco: May 26 Monaco, 3.340 m 78 laps - 260.520 km		GP India: October 27 Buddh, 5.137 m 60 laps - 308.22 km
	GP Canada: June 9 Montréal, 4.380 m 70 laps - 306.6 km		GP Abu Dhabi: Nov. 3 Yas Marina, 5.554 m 55 lap - 305.470 km
	GP Great Britain: June 30 Silverstone, 5.141 m 60 laps - 308.355 km		GP des Etats-Unis Nov. 17 Austin, 5.561 m 56 lap - 308.896 km
	GP Germany: July 7 Nürburgring, 5,148 60 tours - 308.863 km		GP Brazil: November 24 Interlagos, 4.309 km 71 laps - 305.909 km
	GP Hungary: July 28 Hungaroring, 4.381 m 70 laps - 306.458 km		



FORMULA 1
SHELL
BELGIAN GRAND PRIX
SPA-FRANCORCHAMPS
23-24-25 AUGUST 2013

Infiniti Red Bull Racing



Address: Milton Keynes (GBR)
First season: 2005
Chassis: RB9
Engine: Renault RS27-13
President: Dietrich Mateschitz
Team Manager: Christian Horner

Driver: Sebastian VETTEL
Birth date: July 3, 1987
www.sebastianvettel.de
Height: 1.76 m
Weight: 58 kg
Previous teams: BMW Sauber, Toro Rosso

Technical director: Adrian Newey
Head of aerodynamic: Peter Prodromou
Chief designer: Rob Marshall

Test driver
Sébastien Buemis
www.redbullracing.com

Driver: Mark WEBBER
Birth date: August 27, 1976
www.markwebber.com
Height: 1.85 m
Weight: 75 kg
Previous teams: Jaguar, Minardi, Williams

Scuderia Ferrari



Address: Maranello (I)
First season: 1950
Chassis: F138
Engine: Ferrari 056
President: Luca di Montezemolo
Team Manager: Stefano Domenicali

Driver: Fernando ALONSO DIAZ
Birth date: July 29, 1981
www.fernandoalonso.com
Height: 1.71 m
Weight: 68 kg
Previous teams: McLaren, Minardi, Renault

Technical director: Pat Fry
Team Manager: Massimo Rivola
Operation Manager: Mario Almondo
Chief Designer: Nicholas Tombazis
Test driver: Marc Gene

www.ferrariworld.com
Driver: Felipe MASSA
Birth date: April 25, 1981
www.felipemassa.com.br
Height: 1.66 m
Weight: 59 kg
Previous team: Sauber

Vodafone McLaren Mercedes

Address: Woking (GBR)
First season: 1966
Chassis: MP4-28
Engin: Mercedes-Benz F0108F
Team Principal: Martin Whitmarsh
President: Ron Dennis

Driver: Jenson BUTTON
Birth date: January, 19 1980
www.jensonbutton.com
Height: 1.82 m
Weight: 72 kg
Previous teams: BAR, Benetton, Brawn, Honda, Renault, Williams



Technical director: Paddy Lowe
Engineering director: Tim Gosse
Chief aerodynamicien : Doug McKiernan
Test driver:
Gary Paffett and Oliver Turvey
www.mclaren.com

Driver: Sergio PEREZ
Birth date: January 1990
www.perezracing.com
Height: 1.75 m
Weight: 64 kg
Previous teams: Sauber

Lotus F1 Team

Address: Enstone (chassis) Viry-Chatillon (Engine)
First season: 2002
Chassis: E21
Engine: Renault RS27-2013
President: Gérard Lopez
Team Manager: Eric Boullier

Driver: Kimi RAIKKONEN
Birth date: October 17, 1979
www.kimiraikkonen.com
Height:
Weight:
Previous teams: Ferrari, McLaren, Sauber



Technical director: James Allison
Designer director: Martin Tolliday
Head of aerodynamic: Dirk de Beer
Engineering director: Ciaran Pilbeam
Test Driver:
David Valsecchi
www.lotusf1team.com

Driver: Romain GROSJEAN
Birth date: April 17, 1986
www.romaingrosjean.com
Height: 1.80 m
Weight: 70 kg
Previous teams: Renault

Mercedes AMG Petronas F1 Team

Address: Brackely (GBR)
First season: 1999 for BAR
Chassis: F1W04
Engin: Mercedes Benz
Mercedes competition Director: Niki Lauda
General Director: Ross Brawn

Driver: Lewis HAMILTON
Birth date: January 7, 1985
www.lewishamilton.com
Height: 1.75 m
Weight: 66 kg
Previous team: McLaren



Technical Manager: Bob Bell
Sport Director: Ron Meadows
Technology Director: Geoff Willis
Test driver: Sam Bird
www.mercedes-gp.com

Driver: Nico ROSBERG
Birth date: June 27, 1985
www.nicorosberg.com
Height: 1.78 m
Weight: 71 kg
Previous team: Williams

Sauber F1 Team

Address: Hinwil (Swi)
First season: 1993
Chassis: C32
Engine: Ferrari 056
President: Peter Sauber
CEO: Monisha Kaltenborn

Driver: Nico HULKENBERG
Birth date: January 11, 1983
www.nicohulkenger.net
Height: 1.84 m
Weight: 75 kg
Previous teams: Williams, Force India



Technical director: James Key
Team Manager: Beat Zehnder
Head of aerodynamic: Willem Toet
Chief Designer: Matta Morris
Test driver: Robin Frijns
www.sauberf1team.com

Driver: Esteban GUTIERREZ
Birth date: August 5, 1991
www.estebangtz.com
Height: 1.80 m
Weight: 63 kg
Previous team:

Sahara Force India F1 Team

Address: Silverstone (GBR)
First season: 2008 (ex Jordan 1991)
Chassis: VJM06
Engine: Mercedes Benz
President: Vijay Mallya
Director: Bob Fernley

Driver: Andrian SUTIL
Birth date: January 11, 1983
www.andriansutil.com
Height: 1.83 m
Weight: 75 kg
Previous teams: Spyker, Force India



CEO: Otma Szafnauer
Chief Designer: Ian Hall
Head of aerodynamic: Simon Philips
Technical Director: Andrew Green
Test driver: James Rossiter
www.forceindiaf1.com

Driver: Paul Di RESTA
Birth date: April 16, 1986
www.pauldiresta.com
Height: 1.85 m
Weight: 74 kg
Previous teams:

Williams F1 Team

Address: Grove (GBR)
First season: 1977
Chassis: FW35
Engine: Renault RS27-2013
General Director: Franck Williams
Technical Director: Mike Coughlan

Driver: Valtteri BOTTAS
Birth date: August 28, 1989
www.bottasvaltteri.com
Taille: 1.73 m
Poids: 70 kg
Teams précédents:



Engineering Director: Dominic Harlow
Chief aerodynamic: Jason Sommerville
Chief designer: Ed Wood

Test driver: Susie Wolff
www.williamsf1.com

Driver: Pastor MALDONADO
Birth date: March 9, 1985
www.pastormaldonado.com
Tailles: 1.73 m
Poids: 66 kg
Team précédent:

Scuderia Toro Rosso



Address: Faenza (I)
First season: 2006 (ex Minardi, 1985)
Chassis: STR8
Engine: Ferrari 056
President: Dietrich Mateschitz
Team Manager: Franz Tost

Driver: Daniel RICCIARDO
Birth date: July 1, 1989
www.danielricciardo.com
Height: 1.78 m
Weight: 68 kg
Previous team: HRT

Technical director: James Keyi
Team manager: Gianfranco Fantuzzi
Chief designer: Jon Tomlinson
Chief Engineer: Laurent Mekies

Test driver: Sébastien Buémi
www.scuderiatororosso.com

Driver: Jean-Eric VERGNE
Birth date: April 25, 1990
www.jeanericvergne.com
Height: 1.82 m
Weight: 69 kg
Previous team:

Caterham F1 Team



Address: Norfolk (GBR)
First season: 1958 (back in 2010)
Chassis: Ct03
Engine: Renault RS27-2013
General Manager: Tony Fernandes
Executive manager: Riad Asmat

Driver: Charles PIC
Birth date: February 15, 1990
www.charlespic.com
Height: 1.78 m
Weight: 60 kg
Previous teams: Marussia

General Manager: Cyril Abiteboul
Technical director: Mark Smith
Technical advisor: Mike Gascoyne
Performance manager: John Iley
Test driver: Alexander Rossi
www.caterhamf1.com

Driver: Giedo VAN DER GARDE
Birth date: April 25, 1985
www.giedovandergarde.com
Height: 1.82 m
Weight: 73 kg
Previous teams: Super Aguri, Spyker

Marussia Racing

Address: Banbury (GBR)
First season: 2010
Chassis: MR-02
Engine: Cosworth CA2013K
President: Andy Webb
General Manager: John Booth

Driver: Max CHILTON
Birth date: April 21, 1991
www.maxchilton.com
Height: 1.82 m
Weight: 65 kg
Previous team:



Technical advisor: Pat Symonds
Chief Designer: John McQuilliam
Sport director: Graeme Lowdon

Test driver: Rodolfo Gonzales
www.marussiaf1team.com

Driver: Jules BIANCHI
Birth date: August 3, 1989
www.jules-bianchi.com
Height: 1.74 m
Weight: 65 kg
Previous team:

Media contacts

Infiniti Red Bull Racing

Head of Communications: Katie Tweedle
+44 7766 471 568 – katie.tweedle@redbullracing.com
Press Officer: Barbara Proske
+44 7702 353 337 – barbara.proske@redbullracing.com
Media & PR Consultant Sebastian Vettel: Britta Roeske
+44 7764 386 402 – britta.roeske@sebastianvettel.com

Vodafone McLaren Mercedes

Head of Communications & PR: Matt Bishop
+44 7976 835 878 – matt.bishop@mclaren.com
Media Manager: Steve Cooper
+44 7881 426 460 – steve.cooper@mclaren.com
PR Officer: Silvia Hoffer Frangipane
+44 7584 218 639 – silvia.hoffer@mclaren.com

Mercedes AMG Petronas F1 Team

Director Mercedes-Benz Motorsport Communications:
Wolfgang Schattling: +49/160 862 4864
wolfgang.schattling@daimler.com
Communication Manager Mercedes AMG Petronas:
Nicola Armstrong: +44 7793 844549 – namstrong@mercedes-gp.com
Communications Manager Mercedes-Benz Motorsport:
Bradley Lord: +49 151 58621 997 – bradley.lord@daimler.com

Sahara Force India F1 Team

Head of Sponsorship, Promotion & Media: Sadie Wigglesworth
+44 7983 312 992 – sadie.wigglesworth@forceindiaf1.com
Communications Manager: Will Hings
+44 7734 202020 – will.hings@forceindiaf1.com

Scuderia Toro Rosso

Head of Communications: Eric Silbermann
+44 7771 712422 – eric.silbermann@tororosso.com
Senior Press Officer: Marieluise Mammitzsch
+39 340 9081 065 – marieluise.mammitzsch@tororosso.com

Pirelli

Head of F1 Communications: Alexandra Schieren
+33 607 036 903 – alexandra.schieren@pirelli.com

Scuderia Ferrari

Head of Motorsport Press Office: Renato Bisignani
+39 334 659 1412 – Renato.bisignani@ferrari.com
Press Officer: Roberta Vallorosi
+39 334 659 1868 – roberta.vallorosi@ferrari.com
Press Officer: Stefania Bocchi
stefania.bocchi@ferrari.com

Lotus F1 Team

Head of Communications: Stephane Samson
+44 7827 307 185 – stephane.samson@lotusf1team.com
Senior Press Officer: Clarisse Hoffmann
+44 7747 468 273 – clarisse.hoffmann@lotusf1team.com
Press Officer: Anna Goodrum, anna.goodrum@lotusf1team.com
Andy Stobart : andy.stobart@lotusf1team.com

Sauber F1 Team

Head of Communications: Hanspeter Brack
+41 79 770 1819 – hanspeter.brack@sauber-motorsport.com

Williams F1 Team

Deputy Team Principal: Claire Williams
+44/7977 27 5808 – Claire.williams@williamsf1.com
Head of Communications: Sophie Eden
+44 7977 27 5762 – sophie.eden@williamsf1.com

Caterham F1 Team

Head of Communications: Tom Webb
+44 7581 208 504 – tom.webb@caterhamf1.com

Marussia F1 Team

PR Director: Tracy Novak
+44 7590 964 936 – tracy.novak@marussiaf1team.com

Renault Sport F1

Head of Communications: Lucy Genon
+44 781 659 4152 – lucy.genon@renaultsportf1.com

GP of Australian : qualifying classification

Position	Driver	Qualifying 1	Qualifying 2	Qualifying 3
1	Vettel, Sebastian	01:44.657	01:36.745	01:27.407
2	Webber, Mark	01:44.472	01:36.524	01:27.827
3	Hamilton, Lewis	01:45.456	01:36.625	01:28.087
4	Massa, Felipe	01:44.635	01:36.666	01:28.490
5	Alonso, Fernando	01:43.850	01:36.691	01:28.493
6	Rosberg, Nico	01:43.380	01:36.194	01:28.523
7	Räikkönen, Kimi	01:45.545	01:37.517	01:28.738
8	Grosjean, Romain	01:44.284	01:37.641	01:29.013
9	di Resta, Paul	01:45.601	01:36.901	01:29.305
10	Button, Jenson	01:44.688	01:36.644	01:30.357
11	Hülkenberg, Nico	01:45.930	01:38.067	
12	Sutil, Adrian	01:47.330	01:38.134	
13	Vergne, Jean-Éric	01:44.871	01:38.778	
14	Ricciardo, Daniel	01:46.450	01:39.042	
15	Pérez Mendoza, Sergio	01:44.300	01:39.900	
16	Bottas, Valtteri	01:47.328	01:40.290	
17	Maldonado, Pastor	01:47.614		
18	Gutiérrez, Esteban	01:47.776		
19	Bianchi, Jules	01:48.147		
20	Chilton, Max	01:48.909		
21	van der Garde, Giedo	01:49.519		
22	Pic, Charles	01:50.626		

Race classification

Pos.	Driver	Laps	Time	Gap	Retirement	Avg. Speed
1	Räikkönen, Kimi	58	1:30:03.225	+ 00:00.000		204.927 km/h
2	Alonso, Fernando	58	1:30:15.676	+ 00:12.451		204.456 km/h
3	Vettel, Sebastian	58	1:30:25.571	+ 00:22.346		204.083 km/h
4	Massa, Felipe	58	1:30:36.802	+ 00:33.577		203.661 km/h
5	Hamilton, Lewis	58	1:30:48.786	+ 00:45.561		203.213 km/h
6	Webber, Mark	58	1:30:50.025	+ 00:46.800		203.167 km/h
7	Sutil, Adrian	58	1:31:08.293	+ 01:05.068		202.488 km/h
8	di Resta, Paul	58	1:31:11.674	+ 01:08.449		202.363 km/h
9	Button, Jenson	58	1:31:24.855	+ 01:21.630		201.877 km/h
10	Grosjean, Romain	58	1:31:25.984	+ 01:22.759		201.836 km/h
11	Pérez Mendoza, Sergio	58	1:31:26.592	+ 01:23.367		201.813 km/h
12	Vergne, Jean-Éric	58	1:31:27.082	+ 01:23.857		201.795 km/h
13	Gutiérrez, Esteban	57	1:30:32.317	+ 1 laps		200.315 km/h
14	Bottas, Valtteri	57	1:30:39.768	+ 1 laps		200.041 km/h
15	Bianchi, Jules	57	1:31:41.295	+ 1 laps		197.804 km/h
16	Pic, Charles	56	1:30:18.894	+ 2 laps		197.288 km/h
17	Chilton, Max	56	1:30:53.253	+ 2 laps		196.045 km/h
18	van der Garde, Giedo	56	1:31:19.879	+ 2 laps		195.093 km/h
DNF	Ricciardo, Daniel	39			Exhaust	
DNF	Rosberg, Nico	26			Electronics	
DNF	Maldonado, Pastor	24			Spun off	
DNS	Hülkenberg, Nico				Fuel system	

LIL: Laps in Lead

DNF: Did not finish DNS: Did not start NC: Not classified

Fastest Lap: Räikkönen Kimi – Time: 01:29.274 – Average Speed: 21.3845 km/h

GP of Malasia : Qualifying classification

Position	Driver	Qualifying 1	Qualifying 2	Qualifying 3
1	Vettel, Sebastian	01:37.899	01:37.245	01:49.674
2	Massa, Felipe	01:37.712	01:36.874	01:50.587
3	Alonso, Fernando	01:37.314	01:36.877	01:50.727
4	Hamilton, Lewis	01:37.513	01:36.517	01:51.699
5	Webber, Mark	01:37.619	01:36.449	01:52.244
6	Rosberg, Nico	01:37.239	01:36.190	01:52.519
7	Räikkönen, Kimi	01:36.959	01:36.640	01:52.970
8	Button, Jenson	01:37.487	01:37.117	01:53.175
9	Sutil, Adrian	01:36.809	01:36.834	01:53.439
10	Pérez Mendoza, Sergio	01:37.702	01:37.342	01:54.136
11	Grosjean, Romain	01:37.363	01:37.636	
12	Hülkenberg, Nico	01:37.931	01:38.125	
13	Ricciardo, Daniel	01:37.722	01:38.822	
14	Gutiérrez, Esteban	01:37.707	01:39.221	
15	di Resta, Paul	01:37.493	01:44.509	
16	Maldonado, Pastor	01:37.867		
17	Vergne, Jean-Éric	01:38.157		
18	Bottas, Valtteri	01:38.207		
19	Bianchi, Jules	01:38.434		
20	Pic, Charles	01:39.314		
21	Chilton, Max	01:39.672		
22	van der Garde, Giedo	01:39.932		

Race Classification

Pos.	Driver	Laps	Time	Gap	Retirement	Avg. Speed
1	Vettel, Sebastian	56	1:38:56.681	+ 00:00.000		188.231 km/h
2	Webber, Mark	56	1:39:00.979	+ 00:04.298		188.095 km/h
3	Hamilton, Lewis	56	1:39:08.862	+ 00:12.181		187.846 km/h
4	Rosberg, Nico	56	1:39:09.321	+ 00:12.640		187.831 km/h
5	Massa, Felipe	56	1:39:22.329	+ 00:25.648		187.422 km/h
6	Grosjean, Romain	56	1:39:32.245	+ 00:35.564		187.110 km/h
7	Räikkönen, Kimi	56	1:39:45.160	+ 00:48.479		186.707 km/h
8	Hülkenberg, Nico	56	1:39:49.725	+ 00:53.044		186.564 km/h
9	Pérez Mendoza, Sergio	56	1:40:09.038	+ 01:12.357		185.965 km/h
10	Vergne, Jean-Éric	56	1:40:23.805	+ 01:27.124		185.509 km/h
11	Bottas, Valtteri	56	1:40:25.291	+ 01:28.610		185.463 km/h
12	Gutiérrez, Esteban	55	1:39:01.194	+ 1 laps		184.730 km/h
13	Bianchi, Jules	55	1:39:55.128	+ 1 laps		183.068 km/h
14	Pic, Charles	55	1:40:29.370	+ 1 laps		182.028 km/h
15	van der Garde, Giedo	55	1:40:38.354	+ 1 laps		181.757 km/h
16	Chilton, Max	54	1:39:14.486	+ 2 laps		180.966 km/h
17	Button, Jenson	53	1:35:35.060	+ 3 laps		184.410 km/h
18	Ricciardo, Daniel	51	1:32:16.617	+ 5 laps		183.812 km/h
DNF	Maldonado, Pastor	45			Mechanical	
DNF	Sutil, Adrian	27			Wheel nut	
DNF	di Resta, Paul	23			Wheel nut	
DNF	Alonso, Fernando	2			Collision damage	

LIL: Laps in Lead

DNF: Did not finish DNS: Did not start NC: Not classified

Fastest Lap: Pérez Mondoza Sergio – Time 01:39.199 – Average Speed: 201.159 km/h – Lap 56

GP of China : Qualifying classification

Position	Driver	Qualifying 1	Qualifying 2	Qualifying 3
1	Hamilton, Lewis	01:35.793	01:35.078	01:34.484
2	Räikkönen, Kimi	01:37.046	01:35.659	01:34.761
3	Alonso, Fernando	01:36.253	01:35.148	01:34.788
4	Rosberg, Nico	01:35.959	01:35.537	01:34.861
5	Massa, Felipe	01:35.972	01:35.403	01:34.933
6	Grosjean, Romain	01:36.929	01:36.065	01:35.364
7	Ricciardo, Daniel	01:36.993	01:36.258	01:35.998
8	Button, Jenson	01:36.667	01:35.784	02:05.673
9	Vettel, Sebastian	01:36.537	01:35.343	
10	Hülkenberg, Nico	01:36.985	01:36.261	
11	di Resta, Paul	01:37.478	01:36.287	
12	Pérez Mendoza, Sergio	01:36.952	01:36.314	
13	Sutil, Adrian	01:37.349	01:36.405	
14	Webber, Mark	01:36.148	01:36.679	
15	Maldonado, Pastor	01:37.281	01:37.139	
16	Vergne, Jean-Éric	01:37.508	01:37.199	
17	Bottas, Valtteri	01:37.769		
18	Gutiérrez, Esteban	01:37.990		
19	Bianchi, Jules	01:38.780		
20	Chilton, Max	01:39.537		
21	Pic, Charles	01:39.614		
22	van der Garde, Giedo	01:39.660		

Race Classification

Pos.	Driver	Laps	Time	Gap	Retirement	Avg. Speed
1	Alonso, Fernando	56	1:36:26.945	+ 00:00.000		189.778 km/h
2	Räikkönen, Kimi	56	1:36:37.113	+ 00:10.168		189.446 km/h
3	Hamilton, Lewis	56	1:36:39.267	+ 00:12.322		189.375 km/h
4	Vettel, Sebastian	56	1:36:39.470	+ 00:12.525		189.369 km/h
5	Button, Jenson	56	1:37:02.230	+ 00:35.285		188.628 km/h
6	Massa, Felipe	56	1:37:07.772	+ 00:40.827		188.449 km/h
7	Ricciardo, Daniel	56	1:37:09.636	+ 00:42.691		188.389 km/h
8	di Resta, Paul	56	1:37:18.029	+ 00:51.084		188.118 km/h
9	Grosjean, Romain	56	1:37:20.368	+ 00:53.423		188.043 km/h
10	Hülkenberg, Nico	56	1:37:23.543	+ 00:56.598		187.940 km/h
11	Pérez Mendoza, Sergio	56	1:37:30.805	+ 01:03.860		187.707 km/h
12	Vergne, Jean-Éric	56	1:37:39.549	+ 01:12.604		187.427 km/h
13	Bottas, Valtteri	56	1:38:00.806	+ 01:33.861		186.750 km/h
14	Maldonado, Pastor	56	1:38:02.398	+ 01:35.453		186.699 km/h
15	Bianchi, Jules	55	1:36:38.818	+ 1 laps		186.006 km/h
16	Pic, Charles	55	1:36:40.872	+ 1 laps		185.940 km/h
17	Chilton, Max	55	1:37:16.746	+ 1 laps		184.797 km/h
18	van der Garde, Giedo	55	1:37:47.991	+ 1 laps		183.813 km/h
DNF	Rosberg, Nico	21			Suspension	
DNF	Webber, Mark	15			Collision damage	
DNF	Sutil, Adrian	5			Collision damage	
DNF	Gutiérrez, Esteban	4			Collision	

LIL: Laps in Lead

DNF: Did not finish DNS: Did not start NC: Not classified

Fastest Lap: Vettel Sebastian – Time: 01:36.808 – Average Speed: 202.706 km/h – Lap 53

GP of Bahrain : Qualifying classification

Position	Driver	Qualifying 1	Qualifying 2	Qualifying 3
1	Rosberg, Nico	01:33.364	01:32.867	01:32.330
2	Vettel, Sebastian	01:33.327	01:32.746	01:32.584
3	Alonso, Fernando	01:32.878	01:33.316	01:32.667
4	Hamilton, Lewis	01:33.498	01:33.346	01:32.762
5	Webber, Mark	01:33.966	01:33.098	01:33.078
6	Massa, Felipe	01:33.780	01:33.358	01:33.207
7	di Resta, Paul	01:33.762	01:33.335	01:33.235
8	Sutil, Adrian	01:34.048	01:33.378	01:33.246
9	Räikkönen, Kimi	01:33.827	01:33.146	01:33.327
10	Button, Jenson	01:34.071	01:33.702	
11	Grosjean, Romain	01:33.498	01:33.762	
12	Pérez Mendoza, Sergio	01:34.310	01:33.914	
13	Ricciardo, Daniel	01:34.120	01:33.974	
14	Hülkenberg, Nico	01:34.409	01:33.976	
15	Bottas, Valtteri	01:34.425	01:34.105	
16	Vergne, Jean-Éric	01:34.314	01:34.284	
17	Maldonado, Pastor	01:34.425		
18	Gutiérrez, Esteban	01:34.730		
19	Pic, Charles	01:35.283		
20	Bianchi, Jules	01:36.178		
21	van der Garde, Giedo	01:36.304		
22	Chilton, Max	01:36.476		

Race Classification

Pos.	Driver	Laps	Time	Gap	Retirement	Avg. Speed
1	Vettel, Sebastian	57	1:36:00.498	+ 00:00.000		192.632 km/h
2	Räikkönen, Kimi	57	1:36:09.609	+ 00:09.111		192.328 km/h
3	Grosjean, Romain	57	1:36:20.005	+ 00:19.507		191.982 km/h
4	di Resta, Paul	57	1:36:22.225	+ 00:21.727		191.908 km/h
5	Hamilton, Lewis	57	1:36:35.728	+ 00:35.230		191.461 km/h
6	Pérez Mendoza, Sergio	57	1:36:36.496	+ 00:35.998		191.436 km/h
7	Webber, Mark	57	1:36:37.742	+ 00:37.244		191.395 km/h
8	Alonso, Fernando	57	1:36:38.072	+ 00:37.574		191.384 km/h
9	Rosberg, Nico	57	1:36:41.624	+ 00:41.126		191.267 km/h
10	Button, Jenson	57	1:36:47.129	+ 00:46.631		191.085 km/h
11	Maldonado, Pastor	57	1:37:06.948	+ 01:06.450		190.435 km/h
12	Hülkenberg, Nico	57	1:37:13.431	+ 01:12.933		190.224 km/h
13	Sutil, Adrian	57	1:37:17.217	+ 01:16.719		190.100 km/h
14	Bottas, Valtteri	57	1:37:22.009	+ 01:21.511		189.944 km/h
15	Massa, Felipe	57	1:37:26.862	+ 01:26.364		189.787 km/h
16	Ricciardo, Daniel	57	1:36:06.584	+ 00:06.086		192.429 km/h
17	Pic, Charles	57	1:36:16.347	+ 00:15.849		192.104 km/h
18	Gutiérrez, Esteban	57	1:36:16.937	+ 00:16.439		192.084 km/h
19	Bianchi, Jules	57	1:36:54.150	+ 00:53.652		190.855 km/h
20	Chilton, Max	57	1:37:06.434	+ 01:05.936		190.452 km/h
21	van der Garde, Giedo	57	1:36:55.737	+ 00:55.239		190.802 km/h
DNF	Vergne, Jean-Éric	16			Collision damage	

LIL: Laps in Lead

DNF: Did not finish DNS: Did not start NC: Not classified

Fastest Lap: Vettel Sebastian – Time 01:36.961 – Average Speed: 200.939 km/h. – Lap 55



GP of Spain : Qualifying classification

Position	Driver	Qualifying 1	Qualifying 2	Qualifying 3
1	Rosberg, Nico	01:21.913	01:21.776	01:20.718
2	Hamilton, Lewis	01:21.728	01:21.001	01:20.972
3	Vettel, Sebastian	01:22.158	01:21.602	01:21.054
4	Räikkönen, Kimi	01:22.210	01:21.676	01:21.177
5	Alonso, Fernando	01:22.264	01:21.646	01:21.218
6	Massa, Felipe	01:22.492	01:21.978	01:21.219
7	Grosjean, Romain	01:22.613	01:21.998	01:21.308
8	Webber, Mark	01:22.342	01:21.718	01:21.570
9	Pérez Mendoza, Sergio	01:23.116	01:21.790	01:22.069
10	di Resta, Paul	01:22.663	01:22.019	
11	Ricciardo, Daniel	01:22.905	01:22.127	
12	Vergne, Jean-Éric	01:22.775	01:22.166	
13	Sutil, Adrian	01:22.952	01:22.346	
14	Button, Jenson	01:23.166	01:22.355	
15	Hülkenberg, Nico	01:23.058	01:22.389	
16	Gutiérrez, Esteban	01:23.218	01:22.793	
17	Bottas, Valtteri	01:23.260		
18	Maldonado, Pastor	01:23.318		
19	van der Garde, Giedo	01:24.661		
20	Bianchi, Jules	01:24.713		
21	Chilton, Max	01:24.996		
22	Pic, Charles	01:25.070		

Race classification

Pos.	Driver	Laps	Time	Gap	Retirement	Avg. Speed
1	Alonso, Fernando	66	1:39:16.596	+ 00:00.000		185.605 km/h
2	Räikkönen, Kimi	66	1:39:25.934	+ 00:09.338		185.315 km/h
3	Massa, Felipe	66	1:39:42.645	+ 00:26.049		184.797 km/h
4	Vettel, Sebastian	66	1:39:54.869	+ 00:38.273		184.420 km/h
5	Webber, Mark	66	1:40:04.559	+ 00:47.963		184.122 km/h
6	Rosberg, Nico	66	1:40:24.616	+ 01:08.020		183.510 km/h
7	di Resta, Paul	66	1:40:25.584	+ 01:08.988		183.480 km/h
8	Button, Jenson	66	1:40:36.102	+ 01:19.506		183.160 km/h
9	Pérez Mendoza, Sergio	66	1:40:38.334	+ 01:21.738		183.093 km/h
10	Ricciardo, Daniel	65	1:39:22.402	+ 1 laps		182.614 km/h
11	Gutiérrez, Esteban	65	1:39:22.706	+ 1 laps		182.604 km/h
12	Hamilton, Lewis	65	1:39:27.565	+ 1 laps		182.456 km/h
13	Sutil, Adrian	65	1:39:28.040	+ 1 laps		182.441 km/h
14	Maldonado, Pastor	65	1:39:45.740	+ 1 laps		181.902 km/h
15	Hülkenberg, Nico	65	1:39:47.162	+ 1 laps		181.859 km/h
16	Bottas, Valtteri	65	1:40:35.040	+ 1 laps		180.416 km/h
17	Pic, Charles	65	1:40:37.441	+ 1 laps		180.344 km/h
18	Bianchi, Jules	64	1:39:20.860	+ 2 laps		179.850 km/h
19	Chilton, Max	64	1:39:48.230	+ 2 laps		179.028 km/h
DNF	Vergne, Jean-Éric	52			Collision damage	
DNF	van der Garde, Giedo	21			Rear tyre	
DNF	Grosjean, Romain	8			Rear suspension	

LIL: Laps in Lead

DNF: Did not finish DNS: Did not start NC: Not classified

Fastest Lap: Gutiérrez Esteban – Time 01:26.217 – Average Speed: 194.370 km/h – Lap: 56

GP of Monaco : Qualifying Classification

Position	Driver	Qualifying 1	Qualifying 2	Qualifying 3
1	Rosberg, Nico	01:24.620	01:16.135	01:13.876
2	Hamilton, Lewis	01:23.779	01:16.265	01:13.967
3	Vettel, Sebastian	01:24.243	01:15.988	01:13.980
4	Webber, Mark	01:25.352	01:17.322	01:14.181
5	Räikkönen, Kimi	01:25.853	01:16.040	01:14.822
6	Alonso, Fernando	01:23.712	01:16.510	01:14.824
7	Pérez Mendoza, Sergio	01:24.682	01:17.748	01:15.138
8	Sutil, Adrian	01:25.108	01:17.261	01:15.383
9	Button, Jenson	01:23.744	01:17.420	01:15.647
10	Vergne, Jean-Éric	01:23.699	01:17.623	01:15.703
11	Hülkenberg, Nico	01:25.547	01:18.331	
12	Ricciardo, Daniel	01:24.852	01:18.344	
13	Grosjean, Romain	01:23.738	01:18.603	
14	Bottas, Valtteri	01:24.681	01:19.077	
15	van der Garde, Giedo	01:26.095	01:19.408	
16	Maldonado, Pastor	01:23.452	01:21.688	
17	di Resta, Paul	01:26.322		
18	Pic, Charles	01:26.633		
19	Gutiérrez, Esteban	01:26.917		
20	Chilton, Max	01:27.303		
DNP	Massa, Felipe			
DNQ	Bianchi, Jules			

Race classification

Pos.	Driver	Lap	Time	Gap	Retirement	Avg. Speed
1	Rosberg, Nico	78	2:17:52.056	+ 00:00.000		113.378 km/h
2	Vettel, Sebastian	78	2:17:55.944	+ 00:03.888		113.325 km/h
3	Webber, Mark	78	2:17:58.370	+ 00:06.314		113.292 km/h
4	Hamilton, Lewis	78	2:18:05.950	+ 00:13.894		113.188 km/h
5	Sutil, Adrian	78	2:18:13.533	+ 00:21.477		113.085 km/h
6	Button, Jenson	78	2:18:15.159	+ 00:23.103		113.063 km/h
7	Alonso, Fernando	78	2:18:18.790	+ 00:26.734		113.013 km/h
8	Vergne, Jean-Éric	78	2:18:19.279	+ 00:27.223		113.006 km/h
9	di Resta, Paul	78	2:18:19.664	+ 00:27.608		113.001 km/h
10	Räikkönen, Kimi	78	2:18:28.638	+ 00:36.582		112.879 km/h
11	Hülkenberg, Nico	78	2:18:34.628	+ 00:42.572		112.798 km/h
12	Bottas, Valtteri	78	2:18:34.747	+ 00:42.691		112.796 km/h
13	Gutiérrez, Esteban	78	2:18:35.268	+ 00:43.212		112.789 km/h
14	Chilton, Max	78	2:18:41.941	+ 00:49.885		112.699 km/h
15	van der Garde, Giedo	78	2:18:54.646	+ 01:02.590		112.527 km/h
16	Pérez Mendoza, Sergio	72	2:10:17.066	+ 6 laps	Collision damage	110.748 km/h
DNF	Grosjean, Romain	63			Collision damage	
DNF	Ricciardo, Daniel	61			Collision	
DNF	Maldonado, Pastor	44			Collision	
DNF	Massa, Felipe	28			Accident	
DNF	Pic, Charles	7			Gearbox/Fire	

LIL: Laps in Lead

DNF: Did not finish DNS: Did not start NC: Not classified

Fastest Lap: Vettel Sebastian – Time: 01:16.577 – Average Speed: 157.018 km/h – Lap 77



FORMULA 1
SHELL
BELGIAN GRAND PRIX

SPA-FRANCORCHAMPS
23-24-25 AUGUST 2013

GP of Canada : Qualifying classification

Position	Driver	Qualifying 1	Qualifying 2	Qualifying 3
1	Vettel, Sebastian	01:22.318	01:28.166	01:25.425
2	Hamilton, Lewis	01:23.801	01:27.649	01:25.512
3	Bottas, Valtteri	01:23.446	01:28.419	01:25.897
4	Rosberg, Nico	01:23.840	01:28.420	01:26.008
5	Webber, Mark	01:23.247	01:28.145	01:26.208
6	Alonso, Fernando	01:23.224	01:28.788	01:26.504
7	Vergne, Jean-Éric	01:24.159	01:28.527	01:26.543
8	Sutil, Adrian	01:24.551	01:28.799	01:27.348
9	Räikkönen, Kimi	01:24.451	01:28.667	01:27.432
10	Ricciardo, Daniel	01:24.770	01:29.359	01:27.946
11	Hülkenberg, Nico	01:23.899	01:29.435	
12	Pérez Mendoza, Sergio	01:24.176	01:29.761	
13	Maldonado, Pastor	01:24.776	01:29.917	
14	Button, Jenson	01:24.021	01:30.068	
15	Gutiérrez, Esteban	01:24.408	01:30.315	
16	Massa, Felipe	01:23.735	01:30.354	
17	di Resta, Paul	01:24.908		
18	Pic, Charles	01:25.626		
19	Grosjean, Romain	01:25.716		
20	Bianchi, Jules	01:26.508		
21	Chilton, Max	01:27.062		
22	van der Garde, Giedo	01:27.110		

Race Classification

Pos.	Driver	Laps	Time	Gap	Retirement	Avg. Speed
1	Vettel, Sebastian	70	1:32:09.143	+ 00:00.000		198.760 km/h
2	Alonso, Fernando	70	1:32:23.551	+ 00:14.408		198.243 km/h
3	Hamilton, Lewis	70	1:32:25.085	+ 00:15.942		198.188 km/h
4	Webber, Mark	70	1:32:34.874	+ 00:25.731		197.839 km/h
5	Rosberg, Nico	70	1:33:18.868	+ 01:09.725		196.285 km/h
6	Vergne, Jean-Éric	69	1:32:27.572	+ 1 laps		195.270 km/h
7	di Resta, Paul	69	1:32:36.957	+ 1 laps		194.940 km/h
8	Massa, Felipe	69	1:32:38.951	+ 1 laps		194.870 km/h
9	Räikkönen, Kimi	69	1:32:41.642	+ 1 laps		194.776 km/h
10	Sutil, Adrian	69	1:32:44.121	+ 1 laps		194.689 km/h
11	Pérez Mendoza, Sergio	69	1:32:45.406	+ 1 laps		194.644 km/h
12	Button, Jenson	69	1:32:48.028	+ 1 laps		194.552 km/h
13	Grosjean, Romain	69	1:33:00.532	+ 1 laps		194.116 km/h
14	Bottas, Valtteri	69	1:33:22.484	+ 1 laps		193.356 km/h
15	Ricciardo, Daniel	68	1:32:15.612	+ 2 laps		192.855 km/h
16	Maldonado, Pastor	68	1:32:51.037	+ 2 laps		191.629 km/h
17	Bianchi, Jules	68	1:33:12.754	+ 2 laps		190.885 km/h
18	Pic, Charles	67	1:32:09.998	+ 3 laps		190.212 km/h
19	Chilton, Max	67	1:32:31.141	+ 3 laps		189.488 km/h
20	Gutiérrez, Esteban	63	1:25:57.489	+ 7 laps	Accident	191.774 km/h
DNF	Hülkenberg, Nico	45			Collision/ Puncture	
DNF	van der Garde, Giedo	43			Collision/Broken wing	

LIL: Laps in Lead

DNF: Did not finish DNS: Did not start NC: Not classified

Fastest Lap: Weber Mark – Time: 01:16.182 – Average Speed: 206.080 km/h – Lap 69

GP of Great Britain: Qualifying Classification

Position	Driver	Qualifying 1	Qualifying 2	Qualifying 3
1	Hamilton, Lewis	01:30.995	01:31.224	01:29.607
2	Rosberg, Nico	01:31.355	01:31.028	01:30.059
3	Vettel, Sebastian	01:31.559	01:30.990	01:30.211
4	Webber, Mark	01:31.605	01:31.002	01:30.220
5	di Resta, Paul	01:32.062	01:31.291	01:30.736
6	Ricciardo, Daniel	01:32.097	01:31.182	01:30.757
7	Sutil, Adrian	01:32.002	01:31.097	01:30.908
8	Grosjean, Romain	01:31.466	01:31.530	01:30.955
9	Räikkönen, Kimi	01:31.400	01:31.592	01:30.962
10	Alonso, Fernando	01:32.266	01:31.387	01:30.979
11	Button, Jenson	01:31.979	01:31.649	
12	Massa, Felipe	01:32.241	01:31.779	
13	Vergne, Jean-Éric	01:32.105	01:31.785	
14	Pérez Mendoza, Sergio	01:31.953	01:32.082	
15	Hülkenberg, Nico	01:32.168	01:32.211	
16	Maldonado, Pastor	01:32.512	01:32.359	
17	Bottas, Valtteri	01:32.664		
18	Gutiérrez, Esteban	01:32.666		
19	Pic, Charles	01:33.866		
20	Bianchi, Jules	01:34.108		
21	van der Garde, Giedo	01:35.481		
22	Chilton, Max	01:35.858		

Race Classification

Pos.	Driver	Laps	Time	Gap	Retirement	Avg. Speed
1	Rosberg, Nico	52	1:32:59.456	+ 00:00.000		197.566 km/h
2	Webber, Mark	52	1:33:00.221	+ 00:00.765		197.539 km/h
3	Alonso, Fernando	52	1:33:06.580	+ 00:07.124		197.314 km/h
4	Hamilton, Lewis	52	1:33:07.212	+ 00:07.756		197.292 km/h
5	Räikkönen, Kimi	52	1:33:10.713	+ 00:11.257		197.169 km/h
6	Massa, Felipe	52	1:33:14.029	+ 00:14.573		197.052 km/h
7	Sutil, Adrian	52	1:33:15.791	+ 00:16.335		196.990 km/h
8	Ricciardo, Daniel	52	1:33:15.999	+ 00:16.543		196.982 km/h
9	di Resta, Paul	52	1:33:17.399	+ 00:17.943		196.933 km/h
10	Hülkenberg, Nico	52	1:33:19.165	+ 00:19.709		196.871 km/h
11	Maldonado, Pastor	52	1:33:20.591	+ 00:21.135		196.821 km/h
12	Bottas, Valtteri	52	1:33:24.550	+ 00:25.094		196.682 km/h
13	Button, Jenson	52	1:33:25.425	+ 00:25.969		196.651 km/h
14	Gutiérrez, Esteban	52	1:33:25.741	+ 00:26.285		196.640 km/h
15	Pic, Charles	52	1:33:31.069	+ 00:31.613		196.453 km/h
16	Bianchi, Jules	52	1:33:35.553	+ 00:36.097		196.296 km/h
17	Chilton, Max	52	1:34:07.116	+ 01:07.660		195.199 km/h
18	van der Garde, Giedo	52	1:34:07.215	+ 01:07.759		195.196 km/h
19	Grosjean, Romain	51	1:31:46.670	+ 1 laps		196.326 km/h
20	Pérez Mendoza, Sergio	46	1:23:51.096	+ 6 laps		193.808 km/h
DNF	Vettel, Sebastian	41			Gearbox	
DNF	Vergne, Jean-Éric	35			Damage	

LIL: Laps in Lead

DNF: Did not finish DNS: Did not start NC: Not classified

Fastest Lap: Weber Mark – Time: 01:33.401 – Average Speed: 227.060 km/h – Lap: 52



GP of Germany : Qualifying classification

Position	Driver	Qualifying 1	Qualifying 2	Qualifying 3
1	Hamilton, Lewis	01:31.131	01:30.152	01:39.398
2	Vettel, Sebastian	01:31.269	01:29.992	01:39.501
3	Webber, Mark	01:31.428	01:30.217	01:39.608
4	Räikkönen, Kimi	01:30.676	01:29.852	01:39.892
5	Grosjean, Romain	01:31.242	01:30.005	01:39.959
6	Ricciardo, Daniel	01:31.081	01:30.223	01:30.528
7	Massa, Felipe	01:30.547	01:29.825	01:31.126
8	Alonso, Fernando	01:30.709	01:29.962	01:31.209
9	Button, Jenson	01:31.181	01:30.269	
10	Hülkenberg, Nico	01:31.132	01:30.231	
11	Rosberg, Nico	01:31.322	01:30.326	
12	di Resta, Paul	01:31.322	01:30.697	
13	Pérez Mendoza, Sergio	01:31.498	01:30.933	
14	Gutiérrez, Esteban	01:31.681	01:31.010	
15	Sutil, Adrian	01:31.320	01:31.010	
16	Vergne, Jean-Éric	01:31.629	01:31.104	
17	Bottas, Valtteri	01:31.693		
18	Maldonado, Pastor	01:31.707		
19	Pic, Charles	01:32.937		
20	Bianchi, Jules	01:33.063		
21	van der Garde, Giedo	01:33.734		
22	Chilton, Max	01:34.098		

Race Classification

Pos.	Driver	Laps	Time	Gap	Retirement	Avg. Speed
1	Vettel, Sebastian	60	1:41:14.711	+ 00:00.000		182.896 km/h
2	Räikkönen, Kimi	60	1:41:15.719	+ 00:01.008		182.866 km/h
3	Grosjean, Romain	60	1:41:20.541	+ 00:05.830		182.721 km/h
4	Alonso, Fernando	60	1:41:22.432	+ 00:07.721		182.664 km/h
5	Hamilton, Lewis	60	1:41:41.638	+ 00:26.927		182.089 km/h
6	Button, Jenson	60	1:41:42.707	+ 00:27.996		182.057 km/h
7	Webber, Mark	60	1:41:52.273	+ 00:37.562		181.772 km/h
8	Pérez Mendoza, Sergio	60	1:41:53.017	+ 00:38.306		181.750 km/h
9	Rosberg, Nico	60	1:42:01.532	+ 00:46.821		181.498 km/h
10	Hülkenberg, Nico	60	1:42:04.603	+ 00:49.892		181.407 km/h
11	di Resta, Paul	60	1:42:08.482	+ 00:53.771		181.292 km/h
12	Ricciardo, Daniel	60	1:42:11.686	+ 00:56.975		181.197 km/h
13	Sutil, Adrian	60	1:42:12.449	+ 00:57.738		181.174 km/h
14	Gutiérrez, Esteban	60	1:42:14.871	+ 01:00.160		181.103 km/h
15	Maldonado, Pastor	60	1:42:16.640	+ 01:01.929		181.051 km/h
16	Bottas, Valtteri	59	1:41:23.946	+ 1 laps		179.573 km/h
17	Pic, Charles	59	1:41:50.508	+ 1 laps		178.792 km/h
18	van der Garde, Giedo	59	1:41:55.601	+ 1 laps		178.643 km/h
19	Chilton, Max	59	1:42:00.415	+ 1 laps		178.503 km/h
DNF	Vergne, Jean-Éric	22			Hydraulics	
DNF	Bianchi, Jules	21			Engine	
DNF	Massa, Felipe	3			Spun off	

LIL: Laps in Lead

DNF: Did not finish DNS: Did not start NC: Not classified

Fastest Lap: Alonso Fernando – Time: 01:33.468 – Average Speed: 198.280 km/h – Lap: 51



FORMULA 1
SHELL
BELGIAN GRAND PRIX

SPA-FRANCORCHAMPS
23-24-25 AUGUST 2013



GP of Hungary : qualifying classificatuion

Position	Driver	Qualifying 1	Qualifying 2	Qualifying 3
1	Hamilton, Lewis	01:20.363	01:19.862	01:19.388
2	Vettel, Sebastian	01:20.646	01:19.992	01:19.426
3	Grosjean, Romain	01:20.447	01:20.101	01:19.595
4	Rosberg, Nico	01:20.350	01:19.778	01:19.720
5	Alonso, Fernando	01:20.652	01:20.183	01:19.791
6	Räikkönen, Kimi	01:20.867	01:20.243	01:19.851
7	Massa, Felipe	01:21.004	01:20.460	01:19.929
8	Ricciardo, Daniel	01:21.181	01:20.527	01:20.641
9	Pérez Mendoza, Sergio	01:21.612	01:20.545	01:22.398
10	Webber, Mark	01:21.264	01:20.503	
11	Sutil, Adrian	01:21.471	01:20.569	
12	Hülkenberg, Nico	01:21.028	01:20.580	
13	Button, Jenson	01:21.131	01:20.777	
14	Vergne, Jean-Éric	01:21.345	01:21.029	
15	Maldonado, Pastor	01:20.816	01:21.133	
16	Bottas, Valtteri	01:21.135	01:21.219	
17	Gutiérrez, Esteban	01:21.724		
18	di Resta, Paul	01:22.043		
19	Pic, Charles	01:23.007		
20	van der Garde, Giedo	01:23.333		
21	Bianchi, Jules	01:23.787		
22	Chilton, Max	01:23.997		

Race classification











Pos.	Driver	Laps	Time	Gap	Retirement	Avg. Speed
1	Hamilton, Lewis	70	1:42:29.445	+ 00:00.000		179.507 km/h
2	Räikkönen, Kimi	70	1:42:40.383	+ 00:10.938		179.188 km/h
3	Vettel, Sebastian	70	1:42:41.904	+ 00:12.459		179.144 km/h
4	Webber, Mark	70	1:42:47.489	+ 00:18.044		178.982 km/h
5	Alonso, Fernando	70	1:43:00.856	+ 00:31.411		178.595 km/h
6	Grosjean, Romain	70	1:43:21.740	+ 00:52.295		177.993 km/h
7	Button, Jenson	70	1:43:23.264	+ 00:53.819		177.950 km/h
8	Massa, Felipe	70	1:43:25.892	+ 00:56.447		177.874 km/h
9	Pérez Mendoza, Sergio	69	1:42:31.566	+ 1 laps		176.881 km/h
10	Maldonado, Pastor	69	1:42:49.449	+ 1 laps		176.368 km/h
11	Hülkenberg, Nico	69	1:43:18.840	+ 1 laps		175.532 km/h
12	Vergne, Jean-Éric	69	1:43:19.299	+ 1 laps		175.519 km/h
13	Ricciardo, Daniel	69	1:43:19.910	+ 1 laps		175.502 km/h
14	van der Garde, Giedo	68	1:43:05.916	+ 2 laps		173.349 km/h
15	Pic, Charles	68	1:43:12.290	+ 2 laps		173.171 km/h
16	Bianchi, Jules	67	1:42:46.176	+ 3 laps		171.347 km/h
17	Chilton, Max	67	1:43:29.075	+ 3 laps		170.163 km/h
18	di Resta, Paul	66	1:39:05.852	+ 4 laps		175.043 km/h
NF	Rosberg, Nico	64			Engine	
NF	Bottas, Valtteri	42			Engine	
NF	Gutiérrez, Esteban	28			Mechanical	
NF	Sutil, Adrian	19			Hydraulics	

LIL: Laps in Lead

DNF: Did not finish DNS: Did not start NC: Not classified











Fastest Lap: Webber Mark – Time: 01:24.069 – Average Speed: 187.603 km/h – Lap 61

World championship: Drivers

POS.	DRIVER											PTS
1	Sebastian Vettel DEU	15 3	25 1	12 4	25 1	12 4	18 2	25 1	0 M	25 1	15 3	172
2	Kimi Raikkonen FIN	25 1	6 7	18 2	18 2	18 2	1 10	2 9	10 5	18 2	18 2	134
3	Fernando Alonso ESP	18 2	0 A	25 1	4 8	25 1	6 7	18 2	15 3	12 4	10 5	133
4	Lewis Hamilton GBR	10 5	15 3	15 3	10 5	0 12	12 4	15 3	12 4	10 5	25 1	124
5	Mark Webber AUS	8 6	18 2	0 M	6 7	10 5	15 3	12 4	18 2	6 7	12 4	105
6	Nico Rosberg DEU	0 M	12 4	0 M	2 9	8 6	25 1	10 5	25 1	2 9	0 19	84
7	Felipe Massa BRA	12 4	10 5	8 6	0 15	15 3	0 A	4 8	8 6	0 M	4 8	61
8	Romain Grosjean FRA	1 10	8 6	2 9	15 3	0 M	0 A	0 13	0 19	15 3	8 6	49
9	Jenson Button GBR	2 9	0 17	10 5	1 10	4 8	8 6	0 12	0 13	8 6	6 7	39
10	Paul Di Resta GBR	4 8	0 M	4 8	12 4	6 7	2 9	6 7	2 9	0 11	0 18	36
11	Adrian Sutil DEU	6 7	0 M	0 M	0 13	0 13	10 5	1 10	6 7	0 13	0 M	23
12	Sergio Perez MEX	0 11	2 9	0 11	8 6	2 9	0 16	0 11	0 20	4 8	2 9	18
13	Jean-Eric Vergne FRA	0 12	1 10	0 12	0 M	0 M	4 8	8 6	0 M	0 M	0 12	13
14	Daniel Ricciardo AUS	0 M	0 18	6 7	0 16	1 10	0 A	0 15	4 8	0 12	0 13	11
15	Nico Hulkenberg DEU	- DS	4 8	1 10	0 12	0 15	0 11	0 M	1 10	1 10	0 11	7
16	Pastor Maldonado VEN	0 A	0 M	0 14	0 11	0 14	0 A	0 16	0 11	0 15	1 10	1
17	Valtteri Bottas FIN	0 14	0 11	0 13	0 14	0 16	0 12	0 14	0 12	0 16	0 M	0
18	Esteban Gutiérrez MEX	0 13	0 12	0 A	0 18	0 11	0 13	0 20	0 14	0 14	0 M	0
19	Jules Bianchi FRA	0 15	0 13	0 15	0 19	0 18	0 M	0 17	0 16	0 M	0 16	0
20	Charles Pic FRA	0 16	0 14	0 16	0 17	0 17	0 M	0 18	0 15	0 17	0 15	0
21	Giedo Van der Garde NLD	0 18	0 15	0 18	0 21	0 M	0 15	0 M	0 18	0 18	0 14	0
22	Max Chilton GBR	0 17	0 16	0 17	0 20	0 19	0 14	0 19	0 17	0 19	0 17	0

Key: 25, Points Scored in Race; 1, Position in Race; NC, Not Classified; M, Retired – Mechanical; A, Retired – Accident; X, Excluded; W, Withdrawn; DS, Did not start

World championship: Constructor

POS.	CONSTRUCTOR											PTS
1	Infiniti Red Bull Racing	23	43	12	31	22	33	37	18	31	27	277
		3	1	M	1	5	3	1	M	7	4	
		6	2	4	7	4	2	4	2	1	3	
2	Mercedes AMG Petronas F1 Team	10	27	15	12	8	37	25	37	12	25	208
		M	3	M	9	12	1	5	1	9	1	
		5	4	3	5	6	4	3	4	5	19	
3	Scuderia Ferrari	30	10	33	4	40	6	22	23	12	14	194
		2	A	1	8	3	7	2	6	4	8	
		4	5	6	15	1	A	8	3	M	5	
4	Lotus F1 Team	26	14	20	33	18	1	2	10	33	26	183
		10	7	9	3	M	A	9	19	2	6	
		1	6	2	2	2	10	13	5	3	2	
5	Sahara Force India F1 Team	10	0	4	12	6	12	7	8	0	0	59
		8	M	8	4	7	5	7	7	11	18	
		7	M	M	13	13	9	10	9	13	M	
6	Vodafone McLaren Mercedes	2	2	10	9	6	8	0	0	12	8	57
		9	9	5	10	8	16	11	20	6	9	
		11	17	11	6	9	6	12	13	8	7	
7	Scuderia Toro Rosso	0	1	6	0	1	4	8	4	0	0	24
		M	10	7	16	10	8	15	8	12	13	
		12	18	12	M	M	A	6	M	M	12	
8	Sauber F1 Team	0	4	1	0	0	0	0	1	1	0	7
		13	12	A	18	15	11	20	10	10	11	
		DS	8	10	12	11	13	M	14	14	M	
9	Williams F1 Team	0	0	0	0	0	0	0	0	0	1	1
		A	11	14	11	14	A	14	12	16	M	
		14	M	13	14	16	12	16	11	15	10	
10	Marussia F1 Team	0	0	0	0	0	0	0	0	0	0	0
		17	16	17	20	19	M	17	16	M	16	
		15	13	15	19	18	14	19	17	19	17	
11	Caterham F1 Team	0	0	0	0	0	0	0	0	0	0	0
		16	15	18	21	17	15	M	18	18	14	
		18	14	16	17	M	M	18	15	17	15	

KEY: 25 Points Scored in Race; 1, Position in Race; NC, Not Classified
M, Retired – Mechanical; A, Retired – Accident; X Excluded; W,
Withdrawn, DS Did not start