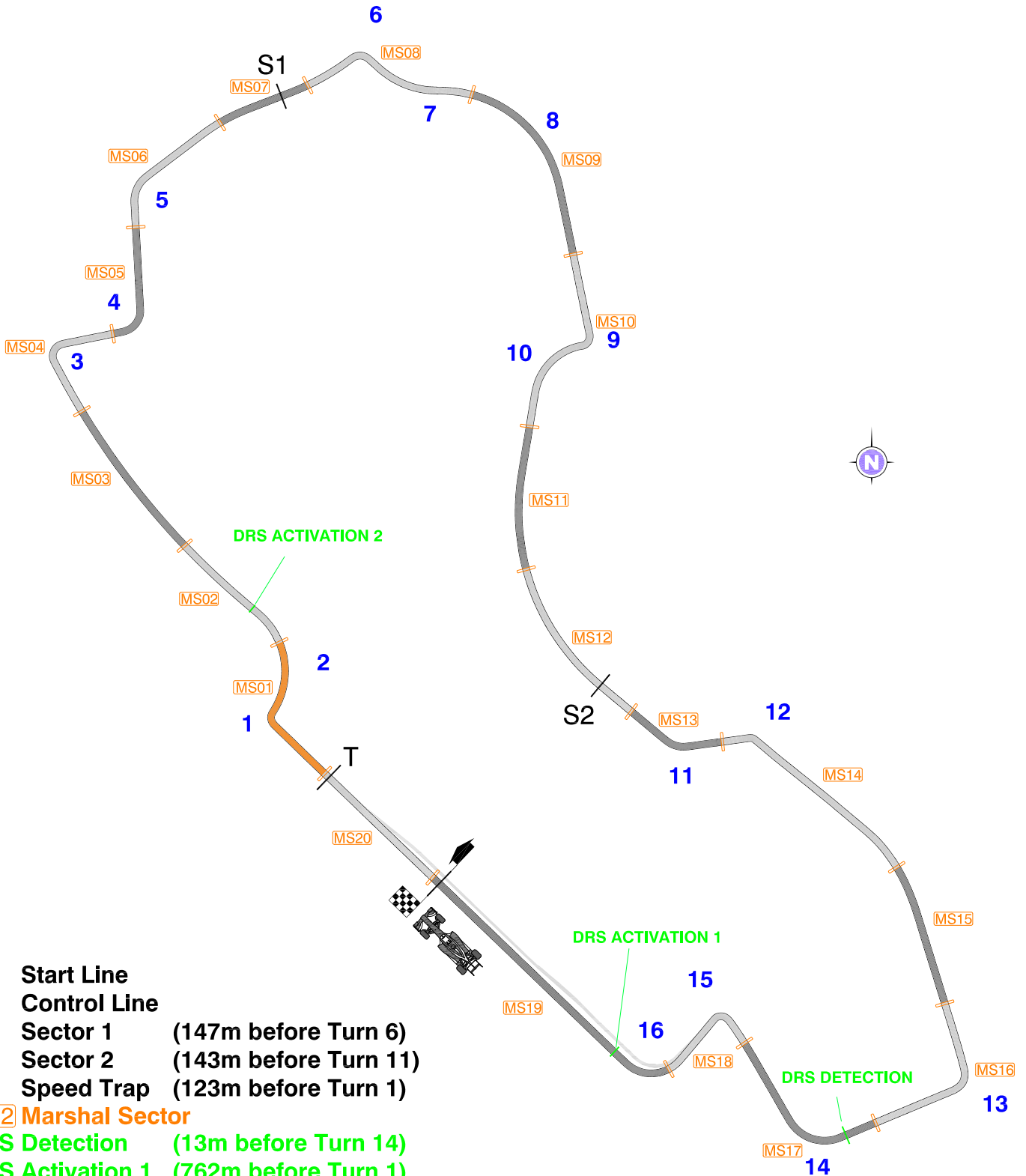




Circuit Map



-  **Start Line**
-  **Control Line**
- S1** **Sector 1** (147m before Turn 6)
- S2** **Sector 2** (143m before Turn 11)
- T** **Speed Trap** (123m before Turn 1)
- MS2** **Marshal Sector**
- DRS Detection** (13m before Turn 14)
- DRS Activation 1** (762m before Turn 1)
- DRS Activation 2** (510m before Turn 3)
- 15** **Corner Numbers**

Circuit Centreline Length = 5.303 km

2013 FORMULA 1 ROLEX AUSTRALIAN GRAND PRIX - Melbourne