

ROUNDS 9 & 10
SALZBURGRING
23 - 25 MAY 2014



Timing & Results by MST SYSTEMS Ltd.
www.mstworld.com

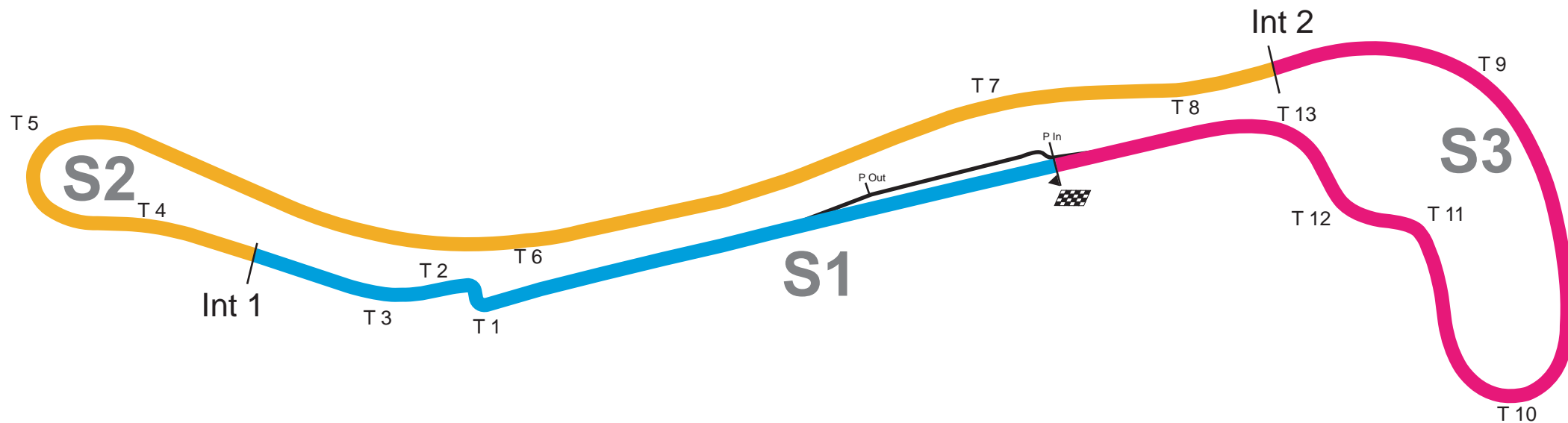
© MST SYSTEMS Ltd. 2014

The Haysfield, Spring Lane North, Malvern, Worcestershire, WR14 1GF
Tel: +44 (0) 1684 560614 Fax: +44 (0) 1684 560624 email: motorsport@mstworld.com



Salzburgring, Austria
23 - 25th May 2014

	Start Line
	Finish "Line"
Start Line Offset	0,0 m
Int 1 = @	0,990 Km
Int 2 = @	2,657 Km
Circuit Centerline	4,241 Km
Pit in @	0,029 Km
Pit out @	0,257 Km
Pit in to Pit out	0,228 Km
A lap by the Pits	4,245 Km
T = Turn Number	S = Sector





2014 FIA WORLD TOURING CAR CHAMPIONSHIP



FIA ENTRY LIST – Version 3

Salzburgring (AUT), 25 May 2014

N°	CLASS	COMPETITOR	DRIVER	CAR
1	TC1	Citroën Total WTCC	Yvan Muller (FRA)	Citroën C-Elysée WTCC
2	TC1	Honda Racing Team JAS	Gabriele Tarquini (ITA)	Honda Civic WTCC
3	TC1	ROAL Motorsport	Tom Chilton (GBR)	Chevrolet RML Cruze TC1
4	TC1	ROAL Motorsport	Tom Coronel (NLD)	Chevrolet RML Cruze TC1
5	TC1	Zengő Motorsport	Norbert Michelisz (HUN)	Honda Civic WTCC
6	TC2 T	Liqui Moly Team Engstler	Franz Engstler (DEU)	BMW E90 320 TC
7	TC1	Campos Racing	Hugo Valente (FRA)	Chevrolet RML Cruze TC1
8	TC2 T	Liqui Moly Team Engstler	Pasquale di Sabatino (ITA)	BMW E90 320 TC
9	TC1	Citroën Total WTCC	Sébastien Loeb (FRA)	Citroën C-Elysée WTCC
10	TC1	ALL-INKL.COM Münnich Motorsport	Gianni Morbidelli (ITA)	Chevrolet RML Cruze TC1
11	TC1	LADA Sport Lukoil	James Thompson (GBR)	LADA Granta 1.6T
12	TC1	LADA Sport Lukoil	Rob Huff (GBR)	LADA Granta 1.6T
14	TC1	LADA Sport Lukoil	Mikhail Kozlovskiy (RUS)	LADA Granta 1.6T
18	TC1	Honda Racing Team JAS	Tiago Monteiro (PRT)	Honda Civic WTCC
25	TC1	Proteam Racing	Mehdi Bennani (MAR)	Honda Civic WTCC
27	TC2 T	Campos Racing	John Filippi (FRA)	SEAT León WTCC
37	TC1	Citroën Total WTCC	José María López (ARG)	Citroën C-Elysée WTCC
77	TC1	ALL-INKL.COM Münnich Motorsport	Rene Münnich (DEU)	Chevrolet RML Cruze TC1
98	TC1	Campos Racing	Dušan Borković (SRB)	Chevrolet RML Cruze TC1

FIA WORLD TOURING CAR CHAMPIONSHIP
TEST SESSION - CLASSIFICATION

NO	CL	DRIVER	NAT	CAR	TIME	ON	LAPS	GAP	DIFF	KM/H
1	37	TC1 Jose Maria LOPEZ	ARG	Citroen C-Elysee WTCC	1:23.101	9	15			183.72
2	7	TC1 Hugo VALENTE	FRA	Chevrolet RML Cruze TC1	1:23.128	11	12	0.027	0.027	183.66
3	25	TC1 Mehdi BENNANI	MAR	Honda Civic WTCC	1:23.250	10	15	0.149	0.122	183.39
4	1	TC1 Yvan MULLER	FRA	Citroen C-Elysee WTCC	1:23.281	3	16	0.180	0.031	183.32
5	18	TC1 Tiago MONTEIRO	PRT	Honda Civic WTCC	1:23.476	10	13	0.375	0.195	182.89
6	9	TC1 Sebastien LOEB	FRA	Citroen C-Elysee WTCC	1:23.513	12	14	0.412	0.037	182.81
7	10	TC1 Gianni MORBIDELLI	ITA	Chevrolet RML Cruze TC1	1:23.672	11	13	0.571	0.159	182.46
8	5	TC1 Norbert MICHELISZ	HUN	Honda Civic WTCC	1:23.784	10	13	0.683	0.112	182.22
9	3	TC1 Tom CHILTON	GBR	Chevrolet RML Cruze TC1	1:23.811	8	10	0.710	0.027	182.16
10	4	TC1 Tom CORONEL	NLD	Chevrolet RML Cruze TC1	1:23.831	8	11	0.730	0.020	182.12
11	2	TC1 Gabriele TARQUINI	ITA	Honda Civic WTCC	1:24.030	8	12	0.929	0.199	181.69
12	77	TC1 Rene MUNNICH	DEU	Chevrolet RML Cruze TC1	1:24.606	10	14	1.505	0.576	180.45
13	98	TC1 Dusan BORKOVIC	SRB	Chevrolet RML Cruze TC1	1:24.683	8	9	1.582	0.077	180.29
14	12	TC1 Rob HUFF	GBR	Lada Granta 1.6T	1:25.002	8	11	1.901	0.319	179.61
15	11	TC1 James THOMPSON	GBR	Lada Granta 1.6T	1:25.323	4	8	2.222	0.321	178.93
16	14	TC1 Mikhail KOZLOVSKIY	RUS	Lada Granta 1.6T	1:25.668	13	14	2.567	0.345	178.21
17	6	TC2 Franz ENGSTLER	DEU	BMW E90 320 TC	1:27.501	11	14	4.400	1.833	174.48
18	8	TC2 Pasquale DI SABATINO	ITA	BMW E90 320 TC	1:28.829	11	14	5.728	1.328	171.87
19	27	TC2 John FILIPPI	FRA	SEAT Leon WTCC	1:30.482	9	12	7.381	1.653	168.73

Weather/Track: Cloud 16C / Dry 27C

Salzburgring
Circuit Length: 4.241 km / 2.635 miles
Start: 13:15 Flag: 13:41

Race Director	Steward:	Timekeeper	Posted at:
---------------	----------	------------	------------

www.mstworld.com

Printed -13:45 Friday, 23 May 2014



WTCC Race of Austria – Salzburgring – 24 / 25 May 2014
www.fiawtcc.com

FIA WORLD TOURING CAR CHAMPIONSHIP TEST SESSION - SECTOR ANALYSIS

1 Yvan MULLER (FRA)										Citroen C-Elysee WTCC					TC1			
LAP	SECTOR 1	SECTOR 2	SECTOR 3	TOTAL LAP	LAP	SECTOR 1	SECTOR 2	SECTOR 3	TOTAL LAP									
1	OUT	-	38.842	189.9	40.037	199.2	2:04.711			9	20.699	-	31.198	247.6	31.893	199.2	1:23.790	
2	20.814	-	30.883	250.5	31.811	201.1	1:23.508			10	20.732	-	30.930	249.7	31.874	203.5	1:23.536	
3	20.612	-	30.793	250.1	31.876	201.5	1:23.281			11	20.758	-	31.002	249.3	31.967	201.9	1:23.727	
4	20.609	-	30.885	250.5	IN	-	1:31.591	Pit		12	20.880	-	31.069	248.4	31.836	201.5	1:23.785	
5	OUT	-	47.895	191.4	35.115	202.3	5:57.863			13	20.698	-	31.073	250.1	39.982	197.3	1:31.753	
6	20.732	-	31.095	247.2	32.049	201.9	1:23.876			14	21.640	-	31.716	248.4	32.881	202.3	1:26.237	
7	20.684	-	31.188	246.0	32.321	201.1	1:24.193			15	27.899	-	32.884	254.4	34.868	201.9	1:35.651	
8	20.573	-	31.034	247.6	31.889	201.5	1:23.496			16	25.489	-	48.903	131.3	IN	-	2:17.292	Pit
IDEAL LAP TIME: 1:23.177					FASTEST LAP: 1:23.281					DIFFERENCE: +0.104								

2 Gabriele TARQUINI (ITA)										Honda Civic WTCC					TC1			
LAP	SECTOR 1	SECTOR 2	SECTOR 3	TOTAL LAP	LAP	SECTOR 1	SECTOR 2	SECTOR 3	TOTAL LAP									
1	OUT	-	33.205	238.4	35.312	195.1	1:44.258			7	20.757	-	31.101	248.9	33.635	200.7	1:25.493	
2	21.484	-	31.619	241.9	32.779	196.9	1:25.882			8	20.837	-	31.029	248.0	32.164	200.3	1:24.030	
3	21.068	-	31.480	242.7	32.421	198.8	1:24.969			9	20.821	-	31.087	248.4	32.262	199.2	1:24.170	
4	21.032	-	31.340	245.1	32.351	199.2	1:24.723			10	20.835	-	31.064	250.1	IN	-	1:27.950	Pit
5	20.989	-	31.453	245.1	IN	-	1:26.384	Pit		11	OUT	-	41.618	182.4	42.272	177.8	5:26.963	
6	OUT	-	33.500	180.8	34.562	199.6	5:04.153			12	22.498	-	31.805	246.8	32.494	201.9	1:26.797	
IDEAL LAP TIME: 1:23.950					FASTEST LAP: 1:24.030					DIFFERENCE: +0.080								

3 Tom CHILTON (GBR)										Chevrolet RML Cruze TC1					TC1			
LAP	SECTOR 1	SECTOR 2	SECTOR 3	TOTAL LAP	LAP	SECTOR 1	SECTOR 2	SECTOR 3	TOTAL LAP									
1	OUT	-	34.319	209.0	IN	-	2:16.580	Pit		6	20.935	-	30.977	249.7	32.088	203.9	1:24.000	
2	OUT	-	32.147	244.3	37.553	192.6	3:08.738			7	20.958	-	30.919	248.9	32.251	203.5	1:24.128	
3	21.058	-	31.296	249.7	32.533	199.2	1:24.887			8	20.616	-	30.765	251.8	32.430	203.9	1:23.811	
4	21.054	-	31.038	254.4	IN	-	1:30.400	Pit		9	21.026	-	31.076	248.0	IN	-	1:30.334	Pit
5	OUT	-	31.983	250.5	35.409	201.1	4:19.119			10	7:32.935	-	31.503	250.5	IN	-	8:57.933	Pit
IDEAL LAP TIME: 1:23.469					FASTEST LAP: 1:23.811					DIFFERENCE: +0.342								



FIA WORLD TOURING CAR CHAMPIONSHIP TEST SESSION - SECTOR ANALYSIS

4 Tom CORONEL (NLD)										Chevrolet RML Cruze TC1					TC1			
LAP	SECTOR 1		SECTOR 2		SECTOR 3		TOTAL LAP			LAP	SECTOR 1		SECTOR 2		SECTOR 3		TOTAL LAP	
1	52.961	-	34.744	209.6	IN	-	2:18.435	Pit	7	20.838	-	31.020	249.3	32.260	203.5	1:24.118		
2	OUT	-	33.527	195.7	37.729	198.8	2:57.796		8	20.739	-	31.060	247.6	32.032	202.3	1:23.831		
3	21.115	-	31.285	246.8	33.145	200.7	1:25.545		9	20.726	-	30.838	249.7	IN	-	1:32.198	Pit	
4	21.203	-	31.242	246.8	32.723	199.6	1:25.168		10	OUT	-	32.754	246.0	32.151	201.5	4:28.326		
5	27.644	-	33.063	251.0	IN	-	1:38.227	Pit	11	20.906	-	31.018	248.0	32.106	201.9	1:24.030		
6	OUT	-	35.496	212.6	34.092	202.7	4:00.446											
IDEAL LAP TIME: 1:23.596										FASTEST LAP: 1:23.831					DIFFERENCE: +0.235			

5 Norbert MICHELISZ (HUN)										Honda Civic WTCC					TC1			
LAP	SECTOR 1		SECTOR 2		SECTOR 3		TOTAL LAP			LAP	SECTOR 1		SECTOR 2		SECTOR 3		TOTAL LAP	
1	OUT	-	39.892	184.7	44.685	144.1	2:05.269		8	22.584	-	32.052	244.7	IN	-	1:32.762	Pit	
2	32.110	-	35.177	215.4	36.331	186.0	1:43.618		9	OUT	-	31.917	246.8	33.015	201.1	5:32.085		
3	24.674	-	33.477	230.2	38.979	188.7	1:37.130		10	21.000	-	30.974	247.2	31.810	200.0	1:23.784		
4	22.558	-	31.769	247.2	33.438	199.6	1:27.765		11	20.856	-	31.388	216.7	IN	-	1:33.242	Pit	
5	21.258	-	31.082	250.5	33.610	200.0	1:25.950		12	OUT	-	31.670	243.5	32.767	200.0	4:19.385		
6	21.033	-	31.195	248.4	32.236	197.7	1:24.464		13	OUT	-	37.851	171.6	IN	-	3:36.063	Pit	
7	20.934	-	31.084	250.1	31.936	201.5	1:23.954											
IDEAL LAP TIME: 1:23.491										FASTEST LAP: 1:23.784					DIFFERENCE: +0.293			

6 Franz ENGSTLER (DEU)										BMW E90 320 TC					TC2			
LAP	SECTOR 1		SECTOR 2		SECTOR 3		TOTAL LAP			LAP	SECTOR 1		SECTOR 2		SECTOR 3		TOTAL LAP	
1	OUT	-	35.933	232.4	39.723	173.1	2:11.319		8	30.367	-	35.448	198.3	IN	-	1:48.520	Pit	
2	22.962	-	33.526	236.9	34.676	186.4	1:31.164		9	OUT	-	39.843	206.1	38.837	186.4	5:08.581		
3	22.153	-	32.863	238.0	34.113	187.0	1:29.129		10	21.759	-	32.354	240.7	33.571	189.8	1:27.684		
4	21.909	-	32.908	237.6	34.697	186.0	1:29.514		11	21.558	-	32.447	240.7	33.496	189.1	1:27.501		
5	22.884	-	32.753	240.0	34.040	187.0	1:29.677		12	21.667	-	32.637	239.6	33.612	190.5	1:27.916		
6	21.776	-	32.699	238.8	34.151	189.1	1:28.626		13	22.213	-	36.337	180.2	IN	-	1:41.852	Pit	
7	21.855	-	32.618	241.5	33.850	187.4	1:28.323		14	2:16.168	-	36.596	152.7	IN	-	3:58.321	Pit	
IDEAL LAP TIME: 1:27.408										FASTEST LAP: 1:27.501					DIFFERENCE: +0.093			



FIA WORLD TOURING CAR CHAMPIONSHIP TEST SESSION - SECTOR ANALYSIS

7 Hugo VALENTE (FRA)								Chevrolet RML Cruze TC1						TC1	
LAP	SECTOR 1		SECTOR 2		SECTOR 3		TOTAL LAP	LAP	SECTOR 1		SECTOR 2		SECTOR 3		TOTAL LAP
1	OUT	-	33.727	248.4	36.442	195.1	2:09.533	7	20.605	-	31.067	252.3	32.412	200.7	1:24.084
2	21.462	-	31.345	248.9	33.075	197.7	1:25.882	8	20.694	-	30.977	253.6	32.101	200.7	1:23.772
3	21.021	-	31.385	246.4	32.820	198.4	1:25.226	9	20.663	-	31.210	255.3	IN	-	1:29.879 Pit
4	47.343	-	36.072	249.3	IN	-	2:02.151 Pit	10	OUT	-	40.310	213.9	34.774	202.3	6:49.967
5	OUT	-	32.017	254.9	35.525	201.5	5:38.311	11	20.551	-	30.669	254.9	31.908	202.7	1:23.128
6	20.891	-	30.998	254.0	32.502	201.9	1:24.391	12	22.236	-	51.491	117.9	IN	-	2:16.058 Pit
IDEAL LAP TIME: 1:23.128								FASTEST LAP: 1:23.128						DIFFERENCE: 0.000	

8 Pasquale DI SABATINO (ITA)								BMW E90 320 TC						TC2	
LAP	SECTOR 1		SECTOR 2		SECTOR 3		TOTAL LAP	LAP	SECTOR 1		SECTOR 2		SECTOR 3		TOTAL LAP
1	OUT	-	35.563	223.9	37.698	183.1	2:12.743	8	OUT	-	33.204	236.5	35.591	185.7	3:13.987
2	23.512	-	33.267	238.8	36.533	180.9	1:33.312	9	22.136	-	32.889	237.6	34.929	188.4	1:29.954
3	22.241	-	33.078	238.4	35.960	186.7	1:31.279	10	22.058	-	32.774	237.6	34.625	188.4	1:29.457
4	22.156	-	32.847	238.0	35.050	185.4	1:30.053	11	21.838	-	32.724	239.6	34.267	189.4	1:28.829
5	23.675	-	33.534	240.7	35.055	187.7	1:32.264	12	23.962	-	39.909	163.6	IN	-	1:49.060 Pit
6	22.240	-	32.706	241.5	34.773	187.7	1:29.719	13	OUT	-	36.469	203.5	35.842	188.1	4:07.990
7	21.952	-	38.438	194.2	IN	-	1:46.795 Pit	14	OUT	-	37.268	232.0	IN	-	2:07.020 Pit
IDEAL LAP TIME: 1:28.811								FASTEST LAP: 1:28.829						DIFFERENCE: +0.018	

9 Sebastien LOEB (FRA)								Citroen C-Elysee WTCC						TC1	
LAP	SECTOR 1		SECTOR 2		SECTOR 3		TOTAL LAP	LAP	SECTOR 1		SECTOR 2		SECTOR 3		TOTAL LAP
1	OUT	-	34.111	242.7	34.661	200.7	1:55.173	8	20.677	-	31.015	252.3	32.157	202.3	1:23.849
2	20.918	-	31.128	248.9	32.786	199.2	1:24.832	9	20.820	-	30.908	250.1	32.318	201.1	1:24.046
3	20.830	-	31.074	248.4	32.611	201.9	1:24.515	10	20.577	-	30.998	250.1	32.059	202.3	1:23.634
4	22.873	-	31.274	248.4	IN	-	1:27.548 Pit	11	20.884	-	31.090	251.0	32.228	200.7	1:24.202
5	OUT	-	31.031	250.5	32.064	202.7	7:57.343	12	20.655	-	30.924	250.1	31.934	202.3	1:23.513
6	20.899	-	30.974	249.3	32.171	201.9	1:24.044	13	20.725	-	30.943	247.6	31.957	201.5	1:23.625
7	20.952	-	30.957	251.0	31.977	202.3	1:23.886	14	56.683	-	48.132	126.3	IN	-	3:40.202 Pit
IDEAL LAP TIME: 1:23.419								FASTEST LAP: 1:23.513						DIFFERENCE: +0.094	



FIA WORLD TOURING CAR CHAMPIONSHIP
TEST SESSION - SECTOR ANALYSIS

10 Gianni MORBIDELLI (ITA)										Chevrolet RML Cruze TC1					TC1	
LAP	SECTOR 1	SECTOR 2	SECTOR 3	TOTAL LAP		LAP	SECTOR 1	SECTOR 2	SECTOR 3	TOTAL LAP						
1	OUT	-	36.493	172.4	IN	-	2:17.174	Pit	8	20.758	-	30.658	252.3	32.888	200.7	1:24.304
2	OUT	-	31.745	232.8	35.078	199.2	3:25.474		9	21.000	-	30.805	252.3	32.465	201.9	1:24.270
3	21.113	-	31.009	250.5	32.602	200.3	1:24.724		10	20.780	-	30.835	250.1	32.199	197.3	1:23.814
4	21.136	-	30.885	251.8	32.526	198.8	1:24.547		11	20.779	-	30.924	252.3	31.969	200.7	1:23.672
5	21.025	-	30.678	255.3	32.895	199.2	1:24.598		12	20.768	-	31.031	252.3	IN	-	1:29.353 Pit
6	23.521	-	33.334	233.1	IN	-	1:35.795	Pit	13	3:25.739	-	39.669	131.5	IN	-	5:09.331 Pit
7	OUT	-	31.258	252.3	32.813	196.9	4:15.301									
IDEAL LAP TIME: 1:23.385					FASTEST LAP: 1:23.672					DIFFERENCE: +0.287						

11 James THOMPSON (GBR)										Lada Granta 1.6T					TC1	
LAP	SECTOR 1	SECTOR 2	SECTOR 3	TOTAL LAP		LAP	SECTOR 1	SECTOR 2	SECTOR 3	TOTAL LAP						
1	41.941	-	33.715	241.5	IN	-	1:52.950	Pit	5	21.365	-	31.335	251.8	32.691	196.9	1:25.391
2	OUT	-	32.173	242.7	34.116	194.4	5:08.515		6	21.213	-	31.501	249.3	IN	-	1:28.580 Pit
3	21.269	-	31.621	245.5	34.488	197.7	1:27.378		7	OUT	-	31.866	243.1	32.937	195.8	6:07.255
4	21.087	-	31.364	250.5	32.872	195.8	1:25.323		8	OUT	-	31.866	233.9	IN	-	1:28.289 Pit
IDEAL LAP TIME: 1:25.113					FASTEST LAP: 1:25.323					DIFFERENCE: +0.210						

12 Rob HUFF (GBR)										Lada Granta 1.6T					TC1	
LAP	SECTOR 1	SECTOR 2	SECTOR 3	TOTAL LAP		LAP	SECTOR 1	SECTOR 2	SECTOR 3	TOTAL LAP						
1	42.533	-	34.185	243.9	IN	-	1:54.122	Pit	7	OUT	-	31.756	249.7	33.285	197.3	6:08.760
2	OUT	-	31.810	249.3	34.366	196.6	5:07.869		8	21.099	-	31.307	248.9	32.596	196.2	1:25.002
3	21.192	-	31.444	250.1	33.047	195.8	1:25.683		9	21.097	-	31.781	245.1	IN	-	1:28.764 Pit
4	21.572	-	31.542	247.2	32.764	196.6	1:25.878		10	OUT	-	41.353	142.7	39.695	198.8	4:22.037
5	21.123	-	31.434	248.9	32.646	197.3	1:25.203		11	OUT	-	38.951	174.8	IN	-	1:59.843 Pit
6	21.120	-	31.730	246.0	IN	-	1:28.554	Pit								
IDEAL LAP TIME: 1:24.841					FASTEST LAP: 1:25.002					DIFFERENCE: +0.161						



FIA WORLD TOURING CAR CHAMPIONSHIP
TEST SESSION - SECTOR ANALYSIS

14 Mikhail KOZLOVSKIY (RUS)										Lada Granta 1.6T					TC1				
LAP	SECTOR 1		SECTOR 2		SECTOR 3		TOTAL LAP		LAP	SECTOR 1		SECTOR 2		SECTOR 3		TOTAL LAP			
1	43.971	-	35.618	212.6	IN	-	2:06.300	Pit	8	21.473	-	31.685	247.2	33.776	195.8	1:26.934			
2	OUT	-	34.417	213.6	38.239	189.4	3:21.373		9	21.494	-	31.631	246.8	34.382	188.7	1:27.507			
3	22.187	-	32.118	246.0	34.790	192.6	1:29.095		10	21.850	-	31.713	226.7	IN	-	1:36.463	Pit		
4	22.018	-	32.066	246.0	34.218	196.2	1:28.302		11	OUT	-	41.440	180.8	42.667	195.8	6:23.333			
5	21.523	-	31.714	247.6	33.591	194.7	1:26.828		12	22.210	-	32.797	238.4	33.682	197.7	1:28.689			
6	21.390	-	31.881	246.0	35.019	198.1	1:28.290		13	21.118	-	31.845	244.3	32.705	196.6	1:25.668			
7	21.400	-	31.452	250.5	33.351	195.8	1:26.203		14	21.816	-	46.491	101.3	IN	-	2:11.666	Pit		
IDEAL LAP TIME: 1:25.275								FASTEST LAP: 1:25.668								DIFFERENCE: +0.393			

18 Tiago MONTEIRO (PRT)										Honda Civic WTCC					TC1				
LAP	SECTOR 1		SECTOR 2		SECTOR 3		TOTAL LAP		LAP	SECTOR 1		SECTOR 2		SECTOR 3		TOTAL LAP			
1	OUT	-	33.425	235.4	35.684	195.8	1:45.857		8	OUT	-	31.799	245.1	33.697	200.3	4:42.141			
2	21.712	-	31.526	247.2	33.291	198.4	1:26.529		9	20.816	-	30.893	248.0	32.000	202.7	1:23.709			
3	21.216	-	31.411	247.6	IN	-	1:28.236	Pit	10	20.730	-	30.932	248.4	31.814	201.5	1:23.476			
4	OUT	-	31.593	245.1	33.587	199.2	5:33.669		11	20.877	-	31.328	245.1	IN	-	1:27.680	Pit		
5	21.123	-	30.992	247.6	32.238	200.0	1:24.353		12	OUT	-	33.660	248.9	33.588	203.9	3:10.439			
6	21.147	-	31.003	248.0	32.064	200.7	1:24.214		13	OUT	-	48.429	120.0	IN	-	2:23.032	Pit		
7	21.042	-	31.481	246.8	IN	-	1:28.809	Pit											
IDEAL LAP TIME: 1:23.437								FASTEST LAP: 1:23.476								DIFFERENCE: +0.039			

25 Mehdi BENNANI (MAR)										Honda Civic WTCC					TC1				
LAP	SECTOR 1		SECTOR 2		SECTOR 3		TOTAL LAP		LAP	SECTOR 1		SECTOR 2		SECTOR 3		TOTAL LAP			
1	OUT	-	33.134	242.3	33.902	195.8	1:46.943		9	OUT	-	32.448	247.6	33.000	201.5	2:52.306			
2	21.554	-	31.364	248.0	33.042	197.3	1:25.960		10	20.677	-	30.787	250.1	31.786	203.9	1:23.250			
3	21.249	-	31.215	250.1	32.658	198.1	1:25.122		11	20.646	-	30.791	252.3	IN	-	1:26.711	Pit		
4	21.154	-	31.244	247.2	32.283	200.0	1:24.681		12	OUT	-	41.701	179.7	42.619	194.4	3:59.161			
5	21.048	-	32.492	228.1	IN	-	1:30.263	Pit	13	22.105	-	31.698	244.3	32.752	202.7	1:26.555			
6	OUT	-	32.704	245.5	34.618	200.7	3:28.208		14	20.751	-	30.906	247.2	31.846	201.5	1:23.503			
7	21.057	-	30.989	248.4	32.211	201.5	1:24.257		15	21.021	-	50.769	106.5	IN	-	2:12.819	Pit		
8	21.027	-	31.513	219.9	IN	-	1:33.269	Pit											
IDEAL LAP TIME: 1:23.219								FASTEST LAP: 1:23.250								DIFFERENCE: +0.031			



FIA WORLD TOURING CAR CHAMPIONSHIP
TEST SESSION - SECTOR ANALYSIS

27 John FILIPPI (FRA)		SEAT Leon WTCC										TC2					
LAP	SECTOR 1	SECTOR 2	SECTOR 3	TOTAL LAP	LAP	SECTOR 1	SECTOR 2	SECTOR 3	TOTAL LAP								
1	-	-	-	2:32.131	-	2:32.131											
2	-	-	-	184.7	1:37.974	7	23.246	-	32.715	240.7	36.942	186.7	1:32.903				
3	-	-	-	186.7	1:34.986	8	22.661	-	32.817	240.3	35.882	188.1	1:31.360				
4	-	56.345	236.9	36.186	187.7	1:32.531	9	22.462	-	32.672	240.3	35.348	188.4	1:30.482			
5	22.954	-	32.888	236.9	IN	-	1:32.799	Pit	10	22.403	-	32.574	240.0	35.572	189.1	1:30.549	
6	OUT	-	34.896	240.0	37.235	183.4	6:50.324		11	22.756	-	32.694	239.6	IN	-	1:33.060	Pit
IDEAL LAP TIME: 1:30.325				FASTEST LAP: 1:30.482				DIFFERENCE: +0.157									

37 Jose Maria LOPEZ (ARG)		Citroen C-Elysee WTCC										TC1				
LAP	SECTOR 1	SECTOR 2	SECTOR 3	TOTAL LAP	LAP	SECTOR 1	SECTOR 2	SECTOR 3	TOTAL LAP							
1	OUT	-	32.207	247.6	34.597	201.5	2:32.860									
2	22.130	-	31.173	248.9	32.578	202.7	1:25.881	9	20.447	-	30.909	250.1	31.745	201.9	1:23.101	
3	20.937	-	30.838	255.8	32.949	201.5	1:24.724	10	20.560	-	30.960	250.5	31.896	203.1	1:23.416	
4	20.627	-	30.837	252.3	IN	-	1:27.810	Pit	11	20.580	-	30.896	249.3	31.909	201.9	1:23.385
5	OUT	-	32.741	247.2	34.270	202.3	7:02.982	12	20.714	-	30.940	249.3	32.602	200.3	1:24.256	
6	20.721	-	31.044	248.9	31.763	201.9	1:23.528	13	20.980	-	31.258	247.6	31.952	201.9	1:24.190	
7	20.729	-	30.998	249.3	31.980	202.7	1:23.707	14	20.635	-	31.015	248.0	31.711	201.9	1:23.361	
8	20.628	-	31.040	250.1	31.966	203.1	1:23.634	15	20.607	-	53.533	104.6	IN	-	2:14.362	Pit
IDEAL LAP TIME: 1:22.995				FASTEST LAP: 1:23.101				DIFFERENCE: +0.106								

77 Rene MUNNICH (DEU)		Chevrolet RML Cruze TC1										TC1				
LAP	SECTOR 1	SECTOR 2	SECTOR 3	TOTAL LAP	LAP	SECTOR 1	SECTOR 2	SECTOR 3	TOTAL LAP							
1	OUT	-	35.956	201.0	46.585	-	2:12.755									
2	OUT	-	34.124	243.5	35.362	196.2	2:51.401	8	23.376	-	32.038	235.4	IN	-	1:32.994	Pit
3	21.225	-	31.713	247.2	35.237	197.3	1:28.175	9	OUT	-	42.858	174.4	37.770	201.1	4:37.824	
4	20.974	-	31.700	246.4	34.805	198.4	1:27.479	10	20.679	-	31.003	249.3	32.924	201.9	1:24.606	
5	21.300	-	31.457	246.8	34.159	200.0	1:26.916	11	20.740	-	31.124	249.3	33.249	198.4	1:25.113	
6	20.939	-	31.210	248.4	34.051	200.0	1:26.200	12	20.914	-	31.276	249.3	IN	-	1:28.336	Pit
7	21.007	-	31.241	248.4	33.837	198.8	1:26.085	13	OUT	-	37.696	196.5	37.550	201.1	3:36.002	
IDEAL LAP TIME: 1:24.606				FASTEST LAP: 1:24.606				DIFFERENCE: 0.000								



FIA WORLD TOURING CAR CHAMPIONSHIP TEST SESSION - SECTOR ANALYSIS

98		Dusan BORKOVIC (SRB)										Chevrolet RML Cruze TC1					TC1
LAP	SECTOR 1	SECTOR 2	SECTOR 3	TOTAL LAP	LAP	SECTOR 1	SECTOR 2	SECTOR 3	TOTAL LAP								
1	OUT	-	42.056	181.1	42.329	174.2	6:44.802										
2	23.194	-	31.672	247.2	33.620	195.5	1:28.486										
3	21.069	-	31.398	250.5	33.052	194.4	1:25.519										
4	21.099	-	31.223	248.4	32.397	198.8	1:24.719										
5	20.890	-	31.174	251.0	32.689	196.9	1:24.753										
6	21.127	-	33.868	230.9	IN	-	1:33.184	Pit									
7	OUT	-	39.297	211.4	34.546	196.6	11:10.689										
8	20.940	-	31.440	238.0	32.303	197.7	1:24.683										
9	22.586	-	51.566	130.9	IN	-	2:17.140	Pit									
IDEAL LAP TIME: 1:24.367					FASTEST LAP: 1:24.683					DIFFERENCE: +0.316							



FIA WORLD TOURING CAR CHAMPIONSHIP TEST SESSION - BEST SECTOR SPEEDS

	INTERMEDIATE 1			INTERMEDIATE 2				FINISH LINE				
	NO	NAME	SPEED	LAP	NO	NAME	SPEED	LAP	NO	NAME	SPEED	LAP
1					37	LOPEZ	255.8	3	18	MONTEIRO	203.9	12
2					7	VALENTE	255.3	9	25	BENNANI	203.9	10
3					10	MORBIDELLI	255.3	5	3	CHILTON	203.9	8
4					1	MULLER	254.4	15	1	MULLER	203.5	10
5					3	CHILTON	254.4	4	4	CORONEL	203.5	7
6					25	BENNANI	252.3	11	37	LOPEZ	203.1	10
7					9	LOEB	252.3	8	7	VALENTE	202.7	11
8					11	THOMPSON	251.8	5	9	LOEB	202.7	5
9					4	CORONEL	251.0	5	2	TARQUINI	201.9	12
10					98	BORKOVIC	251.0	5	77	MUNNICH	201.9	10
11					14	KOZLOVSKIY	250.5	7	10	MORBIDELLI	201.9	9
12					5	MICHELISZ	250.5	5	5	MICHELISZ	201.5	7
13					2	TARQUINI	250.1	10	12	HUFF	198.8	10
14					12	HUFF	250.1	3	98	BORKOVIC	198.8	4
15					77	MUNNICH	249.3	12	14	KOZLOVSKIY	198.1	6
16					18	MONTEIRO	248.9	12	11	THOMPSON	197.7	3
17					6	ENGSTLER	241.5	7	6	ENGSTLER	190.5	12
18					8	DI SABATINO	241.5	6	8	DI SABATINO	189.4	11
19					27	FILIPPI	240.7	7	27	FILIPPI	189.1	10



FIA WORLD TOURING CAR CHAMPIONSHIP TEST SESSION - BEST SECTOR TIMES

	SECTOR 1			SECTOR 2			SECTOR 3			IDEAL/BEST LAP COMPARISON					
	NO	TIME	LAP	NO	TIME	LAP	NO	TIME	LAP	NO	NAME	IDEAL	BEST	LAP	DIFF
1	37	20.447	9	10	30.658	8	37	31.711	14	37	LOPEZ	1:22.995	1:23.101		+0.106
2	7	20.551	11	7	30.669	11	25	31.786	10	7	VALENTE	1:23.128	1:23.128		0.000
3	1	20.573	8	3	30.765	8	5	31.810	10	1	MULLER	1:23.177	1:23.281		+0.104
4	9	20.577	10	25	30.787	10	1	31.811	2	25	BENNANI	1:23.219	1:23.250		+0.031
5	3	20.616	8	1	30.793	3	18	31.814	10	10	MORBIDELLI	1:23.385	1:23.672		+0.287
6	25	20.646	11	37	30.837	4	7	31.908	11	9	LOEB	1:23.419	1:23.513		+0.094
7	77	20.679	10	4	30.838	9	9	31.934	12	18	MONTEIRO	1:23.437	1:23.476		+0.039
8	4	20.726	9	18	30.893	9	10	31.969	11	3	CHILTON	1:23.469	1:23.811		+0.342
9	18	20.730	10	9	30.908	9	4	32.032	8	5	MICHELISZ	1:23.491	1:23.784		+0.293
10	2	20.757	7	5	30.974	10	3	32.088	6	4	CORONEL	1:23.596	1:23.831		+0.235
11	10	20.758	8	77	31.003	10	2	32.164	8	2	TARQUINI	1:23.950	1:24.030		+0.080
12	5	20.856	11	2	31.029	8	98	32.303	8	98	BORKOVIC	1:24.367	1:24.683		+0.316
13	98	20.890	5	98	31.174	5	12	32.596	8	77	MUNNICH	1:24.606	1:24.606		0.000
14	12	20.938	11	12	31.307	8	11	32.691	5	12	HUFF	1:24.841	1:25.002		+0.161
15	11	21.087	4	11	31.335	5	14	32.705	13	11	THOMPSON	1:25.113	1:25.323		+0.210
16	14	21.118	13	14	31.452	7	77	32.924	10	14	KOZLOVSKIY	1:25.275	1:25.668		+0.393
17	6	21.558	11	6	32.354	10	6	33.496	11	6	ENGSTLER	1:27.408	1:27.501		+0.093
18	8	21.838	11	27	32.574	10	8	34.267	11	8	DI SABATINO	1:28.811	1:28.829		+0.018
19	27	22.403	10	8	32.706	6	27	35.348	9	27	FILIPPI	1:30.325	1:30.482		+0.157

'Perfect Lap' - 1:22.816



FIA WORLD TOURING CAR CHAMPIONSHIP
FREE PRACTICE 1 - CLASSIFICATION

NO	CL	DRIVER	NAT	CAR	TIME	ON	LAPS	GAP	DIFF	KM/H
1	37	TC1 Jose Maria LOPEZ	ARG	Citroen C-Elysee WTCC	1:22.771	6	14			184.45
2	1	TC1 Yvan MULLER	FRA	Citroen C-Elysee WTCC	1:22.968	3	13	0.197	0.197	184.01
3	9	TC1 Sebastien LOEB	FRA	Citroen C-Elysee WTCC	1:23.221	3	14	0.450	0.253	183.45
4	4	TC1 Tom CORONEL	NLD	Chevrolet RML Cruze TC1	1:23.253	7	14	0.482	0.032	183.38
5	7	TC1 Hugo VALENTE	FRA	Chevrolet RML Cruze TC1	1:23.321	8	11	0.550	0.068	183.23
6	2	TC1 Gabriele TARQUINI	ITA	Honda Civic WTCC	1:23.342	12	18	0.571	0.021	183.19
7	5	TC1 Norbert MICHELISZ	HUN	Honda Civic WTCC	1:23.508	4	15	0.737	0.166	182.82
8	3	TC1 Tom CHILTON	GBR	Chevrolet RML Cruze TC1	1:23.570	13	15	0.799	0.062	182.69
9	18	TC1 Tiago MONTEIRO	PRT	Honda Civic WTCC	1:23.581	8	14	0.810	0.011	182.66
10	98	TC1 Dusan BORKOVIC	SRB	Chevrolet RML Cruze TC1	1:23.587	6	16	0.816	0.006	182.65
11	25	TC1 Mehdi BENNANI	MAR	Honda Civic WTCC	1:23.689	2	11	0.918	0.102	182.43
12	10	TC1 Gianni MORBIDELLI	ITA	Chevrolet RML Cruze TC1	1:23.750	2	8	0.979	0.061	182.29
13	12	TC1 Rob HUFF	GBR	Lada Granta 1.6T	1:24.318	3	15	1.547	0.568	181.07
14	77	TC1 Rene MUNNICH	DEU	Chevrolet RML Cruze TC1	1:24.421	10	20	1.650	0.103	180.85
15	11	TC1 James THOMPSON	GBR	Lada Granta 1.6T	1:24.688	2	13	1.917	0.267	180.28
16	14	TC1 Mikhail KOZLOVSKIY	RUS	Lada Granta 1.6T	1:25.625	3	9	2.854	0.937	178.30
17	6	TC2 Franz ENGSTLER	DEU	BMW E90 320 TC	1:27.693	13	17	4.922	2.068	174.10
18	8	TC2 Pasquale DI SABATINO	ITA	BMW E90 320 TC	1:28.668	5	6	5.897	0.975	172.18
19	27	TC2 John FILIPPI	FRA	SEAT Leon WTCC	1:28.919	5	17	6.148	0.251	171.70

For Media Information Purposes - No Regulatory Value.

Salzburgring
Circuit Length: 4.241 km / 2.635 miles
Start: 9:00 Flag: 9:39

Weather/Track: Sun 17C / Dry 35C

Race Director	Steward:	Timekeeper	Posted at:
---------------	----------	------------	------------

www.mstworld.com

Printed -9:57 Saturday, 24 May 2014



WTCC Race of Austria – Salzburgring – 24 / 25 May 2014
www.fiawtcc.com

FIA WORLD TOURING CAR CHAMPIONSHIP
FREE PRACTICE 1 - SECTOR ANALYSIS

1 Yvan MULLER (FRA)								Citroen C-Elysee WTCC					TC1				
LAP	SECTOR 1	SECTOR 2	SECTOR 3	TOTAL LAP	LAP	SECTOR 1	SECTOR 2	SECTOR 3	TOTAL LAP								
1	OUT	-	36.090	242.3	34.298	203.9	1:56.242			8	20.646	-	30.877	248.9	31.713	203.5	1:23.236
2	20.685	-	30.975	248.9	31.851	204.3	1:23.511			9	21.926	-	33.171	241.1	42.224	-	1:37.321
3	20.405	-	30.893	251.8	31.670	204.7	1:22.968			10	OUT	-	32.538	226.3	34.301	203.1	5:29.444
4	21.234	-	32.825	195.7	41.169	-	1:35.228			11	20.684	-	30.995	248.0	31.577	201.9	1:23.256
5	OUT	-	39.291	191.6	36.382	201.5	18:41.226			12	20.755	-	30.942	251.0	31.916	200.7	1:23.613
6	20.627	-	30.848	249.3	32.060	203.1	1:23.535			13	20.988	-	31.025	251.8	45.608	-	1:37.621
7	23.740	-	31.069	249.3	31.517	203.5	1:26.326										
IDEAL LAP TIME: 1:22.770				FASTEST LAP: 1:22.968				DIFFERENCE: +0.198									

2 Gabriele TARQUINI (ITA)								Honda Civic WTCC					TC1				
LAP	SECTOR 1	SECTOR 2	SECTOR 3	TOTAL LAP	LAP	SECTOR 1	SECTOR 2	SECTOR 3	TOTAL LAP								
1	OUT	-	34.361	240.0	34.030	200.0	1:43.657			10	20.569	-	30.963	251.0	31.974	201.5	1:23.506
2	20.818	-	31.509	245.5	34.187	201.1	1:26.514			11	20.721	-	31.050	251.0	32.134	201.1	1:23.905
3	20.680	-	31.057	251.0	31.902	201.1	1:23.639			12	20.620	-	30.916	250.5	31.806	201.1	1:23.342
4	20.630	-	31.061	251.8	31.897	201.1	1:23.588			13	20.637	-	31.067	248.4	32.125	200.7	1:23.829
5	22.779	-	31.991	218.3	41.646	-	1:36.416			14	20.688	-	31.155	248.4	32.796	201.5	1:24.639
6	OUT	-	36.095	200.5	53.577	-	6:31.828			15	20.818	-	31.156	248.0	32.210	200.3	1:24.184
7	OUT	-	34.479	242.3	34.534	198.4	10:38.639			16	20.746	-	31.288	248.0	32.149	199.6	1:24.183
8	20.805	-	31.621	246.0	37.234	198.8	1:29.660			17	20.840	-	31.102	249.3	32.229	199.6	1:24.171
9	23.209	-	31.429	245.1	34.436	202.3	1:29.074			18	20.828	-	31.181	249.3	39.149	-	1:31.158
IDEAL LAP TIME: 1:23.291				FASTEST LAP: 1:23.342				DIFFERENCE: +0.051									

3 Tom CHILTON (GBR)								Chevrolet RML Cruze TC1					TC1				
LAP	SECTOR 1	SECTOR 2	SECTOR 3	TOTAL LAP	LAP	SECTOR 1	SECTOR 2	SECTOR 3	TOTAL LAP								
1	OUT	-	36.875	217.0	46.572	-	2:17.987			9	21.715	-	30.912	251.4	31.904	203.5	1:24.531
2	OUT	-	33.295	245.5	36.898	200.0	4:07.697			10	20.763	-	30.674	254.9	39.088	-	1:30.525
3	21.027	-	31.215	250.1	32.099	203.1	1:24.341			11	OUT	-	32.751	248.0	32.790	203.1	5:31.637
4	20.801	-	31.190	249.3	32.072	203.5	1:24.063			12	20.799	-	30.907	250.1	32.019	201.9	1:23.725
5	20.661	-	31.308	247.6	32.417	203.5	1:24.386			13	20.750	-	30.866	251.8	31.954	201.5	1:23.570
6	20.901	-	30.803	253.6	41.967	-	1:33.671			14	20.856	-	30.808	253.1	32.064	201.5	1:23.728
7	OUT	-	31.972	248.0	33.446	201.5	12:54.987			15	20.983	-	31.762	225.6	47.855	-	1:40.600
8	20.801	-	31.047	248.9	31.982	201.9	1:23.830										
IDEAL LAP TIME: 1:23.239				FASTEST LAP: 1:23.570				DIFFERENCE: +0.331									



FIA WORLD TOURING CAR CHAMPIONSHIP
FREE PRACTICE 1 - SECTOR ANALYSIS

4 Tom CORONEL (NLD)								Chevrolet RML Cruze TC1					TC1
LAP	SECTOR 1	SECTOR 2	SECTOR 3	TOTAL LAP	LAP	SECTOR 1	SECTOR 2	SECTOR 3	TOTAL LAP				
1	OUT	-	33.887	242.3	34.758	200.0	2:04.116						
2	20.752	-	31.053	248.4	32.095	200.7	1:23.900						
3	20.670	-	30.861	250.1	32.134	202.3	1:23.665						
4	20.713	-	34.834	243.5	39.770	-	1:35.317						
5	OUT	-	34.574	235.7	58.640	-	6:39.632						
6	OUT	-	32.309	248.9	34.247	202.7	12:02.336						
7	20.582	-	30.918	250.1	31.753	203.1	1:23.253						
8	21.588	-	31.241	249.7	31.938	203.9	1:24.767						
9	20.566	-	30.910	250.1	32.163	204.3	1:23.639						
10	20.697	-	30.834	250.1	49.202	-	1:40.733						
11	OUT	-	32.372	233.5	34.713	205.1	5:18.549						
12	20.556	-	30.901	249.3	31.964	203.1	1:23.421						
13	20.914	-	30.842	251.0	34.316	194.0	1:26.072						
14	21.100	-	31.320	194.2	1:11.143	-	2:03.563						
IDEAL LAP TIME: 1:23.143				FASTEST LAP: 1:23.253				DIFFERENCE: +0.110					

5 Norbert MICHELISZ (HUN)								Honda Civic WTCC					TC1
LAP	SECTOR 1	SECTOR 2	SECTOR 3	TOTAL LAP	LAP	SECTOR 1	SECTOR 2	SECTOR 3	TOTAL LAP				
1	OUT	-	34.766	236.1	34.224	201.5	1:46.998						
2	20.734	-	31.195	248.0	31.934	202.3	1:23.863						
3	20.641	-	31.056	251.8	31.900	198.8	1:23.597						
4	20.721	-	30.975	252.7	31.812	200.7	1:23.508						
5	20.959	-	32.571	208.1	40.943	-	1:34.473						
6	OUT	-	31.516	245.5	34.194	201.5	4:18.594						
7	20.775	-	37.500	159.3	54.156	-	1:52.431						
8	OUT	-	34.177	249.3	34.979	200.0	11:02.842						
9	21.492	-	31.622	252.7	32.385	201.5	1:25.499						
10	22.907	-	31.580	245.5	32.365	200.7	1:26.852						
11	20.943	-	31.176	245.5	31.662	199.6	1:23.781						
12	20.797	-	31.028	247.2	31.692	198.4	1:23.517						
13	22.270	-	32.203	246.8	39.551	-	1:34.024						
14	OUT	-	31.493	248.4	42.644	-	4:42.042						
15	OUT	-	32.732	244.3	36.401	-	3:01.424						
IDEAL LAP TIME: 1:23.278				FASTEST LAP: 1:23.508				DIFFERENCE: +0.230					

6 Franz ENGSTLER (DEU)								BMW E90 320 TC					TC2
LAP	SECTOR 1	SECTOR 2	SECTOR 3	TOTAL LAP	LAP	SECTOR 1	SECTOR 2	SECTOR 3	TOTAL LAP				
1	OUT	-	34.738	225.0	37.334	189.1	2:19.057						
2	22.255	-	32.562	242.3	33.747	188.7	1:28.564						
3	22.306	-	34.466	208.1	34.708	187.0	1:31.480						
4	21.766	-	32.260	246.0	35.723	190.8	1:29.749						
5	21.618	-	32.628	241.9	33.602	189.4	1:27.848						
6	21.723	-	32.434	243.9	33.946	188.7	1:28.103						
7	21.741	-	33.396	205.8	46.327	-	1:41.464						
8	OUT	-	33.597	239.6	34.036	189.4	13:46.588						
9	21.589	-	32.403	241.1	33.842	188.1	1:27.834						
10	21.810	-	32.488	241.1	33.745	188.7	1:28.043						
11	21.673	-	32.410	240.3	33.696	189.1	1:27.779						
12	21.747	-	32.525	241.1	33.669	190.1	1:27.941						
13	21.614	-	32.509	240.3	33.570	190.8	1:27.693						
14	21.717	-	33.130	213.6	45.201	-	1:40.048						
15	OUT	-	32.800	240.0	34.772	189.1	3:24.458						
16	21.725	-	32.393	240.3	36.528	190.5	1:30.646						
17	21.735	-	33.174	195.7	1:12.579	-	2:07.488						
IDEAL LAP TIME: 1:27.419				FASTEST LAP: 1:27.693				DIFFERENCE: +0.274					



FIA WORLD TOURING CAR CHAMPIONSHIP
FREE PRACTICE 1 - SECTOR ANALYSIS

7 Hugo VALENTE (FRA)								Chevrolet RML Cruze TC1					TC1
LAP	SECTOR 1	SECTOR 2	SECTOR 3	TOTAL LAP	LAP	SECTOR 1	SECTOR 2	SECTOR 3	TOTAL LAP				
1	OUT	-	35.682	213.6	39.650	184.7	2:13.221						
2	21.346	-	31.764	236.9	33.928	201.1	1:27.038						
3	20.759	-	31.017	253.1	31.918	201.5	1:23.694						
4	20.816	-	31.306	244.7	41.009	-	1:33.131						
5	OUT	-	40.027	229.5	34.918	201.1	19:00.368						
6	1:15.771	-	34.305	239.2	36.782	-	2:26.858						
IDEAL LAP TIME: 1:23.321				FASTEST LAP: 1:23.321				DIFFERENCE: 0.000					

8 Pasquale DI SABATINO (ITA)								BMW E90 320 TC					TC2
LAP	SECTOR 1	SECTOR 2	SECTOR 3	TOTAL LAP	LAP	SECTOR 1	SECTOR 2	SECTOR 3	TOTAL LAP				
1	OUT	-	34.846	219.6	37.427	173.1	2:18.132						
2	22.734	-	33.304	227.0	34.999	186.0	1:31.037						
3	22.300	-	32.695	241.1	34.071	188.4	1:29.066						
4	21.815	-											
5	21.841	-											
6	21.831	-											
IDEAL LAP TIME: 1:28.473				FASTEST LAP: 1:28.668				DIFFERENCE: +0.195					

9 Sebastien LOEB (FRA)								Citroen C-Elysee WTCC					TC1
LAP	SECTOR 1	SECTOR 2	SECTOR 3	TOTAL LAP	LAP	SECTOR 1	SECTOR 2	SECTOR 3	TOTAL LAP				
1	OUT	-	36.860	240.7	35.083	200.7	1:59.118						
2	20.590	-	30.946	250.1	31.806	202.3	1:23.342						
3	20.558	-	30.880	251.0	31.783	202.7	1:23.221						
4	20.698	-	30.804	252.7	31.991	202.7	1:23.493						
5	20.597	-	30.997	251.4	36.993	-	1:28.587						
6	OUT	-	31.342	249.3	38.837	74.2	5:08.082						
7	OUT	-	38.336	235.7	37.880	202.7	12:16.505						
IDEAL LAP TIME: 1:23.145				FASTEST LAP: 1:23.221				DIFFERENCE: +0.076					

10 Gianni MORBIDELLI (ITA)								Chevrolet RML Cruze TC1					TC1
LAP	SECTOR 1	SECTOR 2	SECTOR 3	TOTAL LAP	LAP	SECTOR 1	SECTOR 2	SECTOR 3	TOTAL LAP				
1	OUT	-	37.449	236.5	34.672	195.8	2:00.839						
2	20.706	-	30.894	251.8	32.150	196.2	1:23.750						
3	20.844	-	30.949	252.3	32.365	198.4	1:24.158						
4	22.668	-	38.154	232.8	38.859	-	1:39.681						
5	OUT	-											
6	24.034	-											
7	20.885	-											
8	20.867	-											
IDEAL LAP TIME: 1:23.750				FASTEST LAP: 1:23.750				DIFFERENCE: 0.000					



FIA WORLD TOURING CAR CHAMPIONSHIP
FREE PRACTICE 1 - SECTOR ANALYSIS

11 James THOMPSON (GBR)								Lada Granta 1.6T					TC1				
LAP	SECTOR 1	SECTOR 2	SECTOR 3	TOTAL LAP	LAP	SECTOR 1	SECTOR 2	SECTOR 3	TOTAL LAP								
1	OUT	-	34.440	243.5	34.377	197.7	1:47.950			7	21.060	-	31.458	247.6	39.251	-	1:31.769
2	20.984	-	31.381	248.0	32.323	198.1	1:24.688			8	OUT	-	32.855	243.5	35.307	197.7	6:30.413
3	20.915	-	31.464	248.0	32.316	196.9	1:24.695			9	20.997	-	31.554	243.9	45.777	-	1:38.328
4	21.360	-	32.033	228.8	36.387	-	1:29.780			10	OUT	-	32.043	246.0	34.768	197.3	2:03.139
5	OUT	-	43.288	157.6	51.398	-	8:09.958			11	20.977	-	31.529	246.0	32.480	195.1	1:24.986
6	OUT	-	35.086	243.1	34.384	196.2	10:30.796			12	21.209	-	36.526	195.2	42.131	-	1:39.866
IDEAL LAP TIME: 1:24.612				FASTEST LAP: 1:24.688				DIFFERENCE: +0.076									

12 Rob HUFF (GBR)								Lada Granta 1.6T					TC1				
LAP	SECTOR 1	SECTOR 2	SECTOR 3	TOTAL LAP	LAP	SECTOR 1	SECTOR 2	SECTOR 3	TOTAL LAP								
1	OUT	-	34.325	244.7	34.628	201.9	1:48.903			9	20.916	-	31.247	248.4	32.525	198.4	1:24.688
2	20.918	-	31.387	249.7	32.233	201.1	1:24.538			10	21.058	-	31.424	245.1	34.472	-	1:26.954
3	20.684	-	31.045	254.0	32.589	198.4	1:24.318			11	OUT	-	31.728	245.1	32.932	196.2	4:27.041
4	21.079	-	31.364	249.3	32.251	200.0	1:24.694			12	21.162	-	31.394	247.6	32.211	198.4	1:24.767
5	21.099	-	31.527	246.4	41.046	-	1:33.672			13	21.105	-	31.428	248.9	32.307	197.7	1:24.840
6	OUT	-	35.034	235.4	34.617	200.0	17:12.360			14	21.156	-	31.454	248.0	32.571	197.3	1:25.181
7	20.953	-	31.247	253.6	32.509	196.6	1:24.709			15	21.142	-	33.693	211.4	1:11.061	-	2:05.896
8	22.408	-	31.561	213.6	34.101	200.0	1:28.070										
IDEAL LAP TIME: 1:23.940				FASTEST LAP: 1:24.318				DIFFERENCE: +0.378									

14 Mikhail KOZLOVSKIY (RUS)								Lada Granta 1.6T					TC1				
LAP	SECTOR 1	SECTOR 2	SECTOR 3	TOTAL LAP	LAP	SECTOR 1	SECTOR 2	SECTOR 3	TOTAL LAP								
1	OUT	-	34.344	237.3	35.321	197.7	1:50.538			6	OUT	-	34.849	236.5	34.833	199.2	17:05.296
2	21.178	-	31.783	246.0	32.994	198.1	1:25.955			7	21.139	-	32.729	225.0	41.562	-	1:35.430
3	21.138	-	31.695	245.1	32.792	199.2	1:25.625			8	OUT	-	32.216	244.3	36.096	196.2	6:12.491
4	21.167	-	31.776	244.3	32.782	198.1	1:25.725			9	21.619	-	31.694	243.1	37.024	-	1:30.337
5	21.465	-	31.783	245.1	42.555	-	1:35.803										
IDEAL LAP TIME: 1:25.614				FASTEST LAP: 1:25.625				DIFFERENCE: +0.011									



FIA WORLD TOURING CAR CHAMPIONSHIP
FREE PRACTICE 1 - SECTOR ANALYSIS

18 Tiago MONTEIRO (PRT)								Honda Civic WTCC					TC1
LAP	SECTOR 1	SECTOR 2	SECTOR 3	TOTAL LAP	LAP	SECTOR 1	SECTOR 2	SECTOR 3	TOTAL LAP				
1	OUT	-	34.436	243.9	34.233	200.3	1:44.545						
2	20.909	-	30.933	250.5	32.175	200.7	1:24.017						
3	20.841	-	30.939	247.6	32.164	202.3	1:23.944						
4	20.831	-	30.995	248.0	32.063	201.9	1:23.889						
5	20.821	-	33.696	208.4	40.393	-	1:34.910						
6	OUT	-	31.808	230.6	50.813	-	5:37.026						
7	OUT	-	34.341	246.4	34.553	199.6	11:37.065						
8	20.961	-	30.818	252.3	31.802	201.5	1:23.581						
9	23.226	-	34.340	188.9	34.030	201.9	1:31.596						
10	20.856	-	31.361	219.6	34.823	202.3	1:27.040						
11	20.629	-	30.845	253.6	32.114	199.2	1:23.588						
12	20.833	-	30.794	249.7	33.533	79.9	1:25.160						
13	OUT	-	31.399	251.8	32.510	201.5	7:19.537						
14	20.741	-	33.579	213.2	1:12.587	-	2:06.907						
IDEAL LAP TIME: 1:23.225				FASTEST LAP: 1:23.581				DIFFERENCE: +0.356					

25 Mehdi BENNANI (MAR)								Honda Civic WTCC					TC1
LAP	SECTOR 1	SECTOR 2	SECTOR 3	TOTAL LAP	LAP	SECTOR 1	SECTOR 2	SECTOR 3	TOTAL LAP				
1	OUT	-	34.866	244.3	33.974	200.7	1:45.462						
2	20.847	-	30.915	249.7	31.927	200.0	1:23.689						
3	20.841	-	31.023	248.9	32.033	200.0	1:23.897						
4	20.949	-	30.919	249.7	32.023	200.7	1:23.891						
5	20.633	-	32.850	201.3	44.299	-	1:37.782						
6	OUT	-	34.318	250.5	35.102	200.3	17:12.314						
7	20.748	-	30.990	250.5	32.188	200.0	1:23.926						
8	22.198	-	33.573	208.4	43.644	-	1:39.415						
9	OUT	-	32.486	244.7	33.493	198.8	7:34.170						
10	20.931	-	31.071	246.4	32.260	200.0	1:24.262						
11	20.974	-	31.124	247.2	36.944	-	1:29.042						
IDEAL LAP TIME: 1:23.475				FASTEST LAP: 1:23.689				DIFFERENCE: +0.214					

27 John FILIPPI (FRA)								SEAT Leon WTCC					TC2
LAP	SECTOR 1	SECTOR 2	SECTOR 3	TOTAL LAP	LAP	SECTOR 1	SECTOR 2	SECTOR 3	TOTAL LAP				
1	OUT	-	34.733	238.4	37.321	188.1	2:23.036						
2	22.824	-	32.700	241.9	35.222	189.8	1:30.746						
3	22.453	-	32.662	243.1	35.053	189.8	1:30.168						
4	22.164	-	32.512	241.9	34.535	191.5	1:29.211						
5	21.918	-	32.443	242.7	34.558	190.5	1:28.919						
6	21.955	-	32.451	241.9	34.752	190.8	1:29.158						
7	21.941	-	32.419	242.3	35.117	183.4	1:29.477						
8	22.947	-	35.036	181.9	53.247	-	1:51.230						
9	OUT	-	33.696	225.3	34.965	190.5	12:03.232						
10	22.205	-	32.360	243.5	34.808	191.2	1:29.373						
11	22.638	-	32.556	242.7	34.509	190.8	1:29.703						
12	22.402	-	32.539	241.9	34.691	190.8	1:29.632						
13	22.267	-	32.453	242.3	34.514	190.8	1:29.234						
14	22.278	-	32.388	242.7	37.957	-	1:32.623						
15	OUT	-	33.568	240.7	36.055	187.4	4:26.244						
16	22.373	-	32.826	229.5	34.698	190.5	1:29.897						
17	22.057	-	32.476	241.1	39.853	-	1:34.386						
IDEAL LAP TIME: 1:28.787				FASTEST LAP: 1:28.919				DIFFERENCE: +0.132					



FIA WORLD TOURING CAR CHAMPIONSHIP
FREE PRACTICE 1 - SECTOR ANALYSIS

37 Jose Maria LOPEZ (ARG)								Citroen C-Elysee WTCC					TC1				
LAP	SECTOR 1	SECTOR 2	SECTOR 3	TOTAL LAP	LAP	SECTOR 1	SECTOR 2	SECTOR 3	TOTAL LAP								
1	OUT	-	32.385	242.3	33.375	201.9	3:00.000			8	OUT	-	31.709	249.7	32.845	202.7	14:17.440
2	20.625	-	30.995	246.8	31.951	200.3	1:23.571			9	22.139	-	30.992	249.3	31.354	203.5	1:24.485
3	20.939	-	32.189	247.2	32.985	202.3	1:26.113			10	20.595	-	30.827	249.7	31.445	203.1	1:22.867
4	20.655	-	30.932	248.0	31.471	204.3	1:23.058			11	20.729	-	30.870	250.1	31.579	202.3	1:23.178
5	20.459	-	31.235	248.0	32.803	203.1	1:24.497			12	20.672	-	30.850	250.1	37.793	-	1:29.315
6	20.399	-	30.881	248.4	31.491	202.3	1:22.771			13	OUT	-	31.378	249.7	32.230	203.9	7:37.121
7	22.482	-	31.820	249.3	43.055	-	1:37.357			14	20.516	-	30.929	227.4	1:15.937	-	2:07.382
IDEAL LAP TIME: 1:22.580				FASTEST LAP: 1:22.771				DIFFERENCE: +0.191									

77 Rene MUNNICH (DEU)								Chevrolet RML Cruze TC1					TC1				
LAP	SECTOR 1	SECTOR 2	SECTOR 3	TOTAL LAP	LAP	SECTOR 1	SECTOR 2	SECTOR 3	TOTAL LAP								
1	OUT	-	37.112	235.0	34.822	198.8	2:01.610			11	21.489	-	31.000	252.3	32.803	202.7	1:25.292
2	20.789	-	30.985	251.4	33.059	201.1	1:24.833			12	20.809	-	30.934	251.8	32.854	202.3	1:24.597
3	20.793	-	30.916	251.0	32.891	202.3	1:24.600			13	20.880	-	30.967	254.9	33.074	202.3	1:24.921
4	21.688	-	35.109	245.5	35.759	195.1	1:32.556			14	20.868	-	30.998	251.8	32.808	201.9	1:24.674
5	20.871	-	31.256	248.0	32.830	201.5	1:24.957			15	20.829	-	31.094	249.3	32.755	201.5	1:24.678
6	20.822	-	31.275	247.2	32.904	201.5	1:25.001			16	20.812	-	31.237	248.9	33.192	200.0	1:25.241
7	24.313	-	33.799	212.3	35.429	196.6	1:33.541			17	22.627	-	31.144	252.7	33.174	200.7	1:26.945
8	21.460	-	33.442	212.9	44.709	-	1:39.611			18	20.906	-	30.987	252.7	32.841	201.5	1:24.734
9	OUT	-	38.501	239.6	37.802	200.3	12:36.451			19	21.454	-	35.006	240.3	33.283	200.7	1:29.743
10	20.746	-	30.922	252.7	32.753	202.3	1:24.421			20	21.267	-	35.378	176.3	1:09.571	-	2:06.216
IDEAL LAP TIME: 1:24.415				FASTEST LAP: 1:24.421				DIFFERENCE: +0.006									

98 Dusan BORKOVIC (SRB)								Chevrolet RML Cruze TC1					TC1				
LAP	SECTOR 1	SECTOR 2	SECTOR 3	TOTAL LAP	LAP	SECTOR 1	SECTOR 2	SECTOR 3	TOTAL LAP								
1	OUT	-	35.480	221.9	38.905	195.5	2:13.556			9	20.731	-	31.220	248.0	32.032	200.7	1:23.983
2	21.399	-	31.547	248.9	32.540	199.6	1:25.486			10	20.863	-	31.110	249.3	32.106	200.7	1:24.079
3	20.861	-	31.528	218.0	33.900	200.7	1:26.289			11	21.179	-	31.143	249.3	35.414	-	1:27.736
4	20.735	-	31.361	250.5	32.049	202.3	1:24.145			12	OUT	-	31.763	247.6	32.527	199.6	5:19.642
5	20.563	-	31.182	250.5	31.869	200.7	1:23.614			13	20.676	-	31.160	250.1	32.083	199.2	1:23.919
6	20.593	-	31.125	250.5	31.869	201.1	1:23.587			14	20.888	-	31.088	250.5	32.011	199.2	1:23.987
7	20.850	-	33.456	187.0	42.825	-	1:37.131			15	20.746	-	31.245	250.1	32.021	200.0	1:24.012
8	OUT	-	34.136	226.0	34.554	198.4	14:42.926			16	22.672	-	46.331	145.8	54.705	-	2:03.708
IDEAL LAP TIME: 1:23.520				FASTEST LAP: 1:23.587				DIFFERENCE: +0.067									



FIA WORLD TOURING CAR CHAMPIONSHIP FREE PRACTICE 1 - BEST SECTOR SPEEDS

	INTERMEDIATE 1			INTERMEDIATE 2				FINISH LINE				
	NO	NAME	SPEED	LAP	NO	NAME	SPEED	LAP	NO	NAME	SPEED	LAP
1					77	MUNNICH	254.9	13	4	CORONEL	205.1	11
2					3	CHILTON	254.9	10	1	MULLER	204.7	3
3					12	HUFF	254.0	3	37	LOPEZ	204.3	4
4					18	MONTEIRO	253.6	11	9	LOEB	203.5	10
5					7	VALENTE	253.6	8	3	CHILTON	203.5	9
6					5	MICHELISZ	252.7	9	77	MUNNICH	202.7	11
7					9	LOEB	252.7	4	18	MONTEIRO	202.3	10
8					10	MORBIDELLI	252.3	3	2	TARQUINI	202.3	9
9					1	MULLER	251.8	13	98	BORKOVIC	202.3	4
10					2	TARQUINI	251.8	4	5	MICHELISZ	202.3	2
11					4	CORONEL	251.0	13	12	HUFF	201.9	1
12					98	BORKOVIC	250.5	14	7	VALENTE	201.5	3
13					25	BENNANI	250.5	7	25	BENNANI	200.7	4
14					37	LOPEZ	250.1	12	14	KOZLOVSKIY	199.2	6
15					11	THOMPSON	248.0	3	10	MORBIDELLI	198.8	7
16					6	ENGSTLER	246.0	4	11	THOMPSON	198.1	2
17					14	KOZLOVSKIY	246.0	2	27	FILIPPI	191.5	4
18					27	FILIPPI	243.5	10	6	ENGSTLER	190.8	13
19					8	DI SABATINO	241.1	3	8	DI SABATINO	189.4	6



FIA WORLD TOURING CAR CHAMPIONSHIP
FREE PRACTICE 1 - BEST SECTOR TIMES

	SECTOR 1			SECTOR 2			SECTOR 3			IDEAL/BEST LAP COMPARISON				
	NO	TIME	LAP	NO	TIME	LAP	NO	TIME	LAP	NONAME	IDEAL	BEST	LAP	DIFF
1	37	20.399	6	3	30.674	10	37	31.354	9	37 LOPEZ	1:22.580	1:22.771		+0.191
2	1	20.405	3	7	30.786	8	1	31.517	7	1 MULLER	1:22.770	1:22.968		+0.198
3	4	20.556	12	18	30.794	12	5	31.662	11	4 CORONEL	1:23.143	1:23.253		+0.110
4	9	20.558	3	9	30.804	4	4	31.753	7	9 LOEB	1:23.145	1:23.221		+0.076
5	98	20.563	5	37	30.827	10	9	31.783	3	18 MONTEIRO	1:23.225	1:23.581		+0.356
6	2	20.569	10	4	30.834	10	18	31.802	8	3 CHILTON	1:23.239	1:23.570		+0.331
7	18	20.629	11	1	30.848	6	2	31.806	12	5 MICHELISZ	1:23.278	1:23.508		+0.230
8	25	20.633	5	10	30.894	2	7	31.828	8	2 TARQUINI	1:23.291	1:23.342		+0.051
9	5	20.641	3	25	30.915	2	98	31.869	5	7 VALENTE	1:23.321	1:23.321		0.000
10	3	20.661	5	2	30.916	12	3	31.904	9	25 BENNANI	1:23.475	1:23.689		+0.214
11	12	20.684	3	77	30.916	3	25	31.927	2	98 BORKOVIC	1:23.520	1:23.587		+0.067
12	10	20.706	2	5	30.975	4	10	32.150	2	10 MORBIDELLI	1:23.750	1:23.750		0.000
13	7	20.707	8	12	31.045	3	12	32.211	12	12 HUFF	1:23.940	1:24.318		+0.378
14	77	20.746	10	98	31.088	14	11	32.316	3	77 MUNNICH	1:24.415	1:24.421		+0.006
15	11	20.915	3	11	31.381	2	77	32.753	10	11 THOMPSON	1:24.612	1:24.688		+0.076
16	14	21.138	3	14	31.694	9	14	32.782	4	14 KOZLOVSKIY	1:25.614	1:25.625		+0.011
17	6	21.589	9	6	32.260	4	6	33.570	13	6 ENGSTLER	1:27.419	1:27.693		+0.274
18	8	21.699	7	27	32.360	10	8	33.963	5	8 DI SABATINO	1:28.217	1:28.668		+0.451
19	27	21.918	5	8	32.555	7	27	34.509	11	27 FILIPPI	1:28.787	1:28.919		+0.132

'Perfect Lap' - 1:22.427



FIA WORLD TOURING CAR CHAMPIONSHIP
FREE PRACTICE 2 - CLASSIFICATION

NO	CL	DRIVER	NAT	CAR	TIME	ON	LAPS	GAP	DIFF	KM/H
1	9	TC1 Sebastien LOEB	FRA	Citroen C-Elysee WTCC	1:22.421	12	16			185.23
2	37	TC1 Jose Maria LOPEZ	ARG	Citroen C-Elysee WTCC	1:22.570	10	16	0.149	0.149	184.90
3	1	TC1 Yvan MULLER	FRA	Citroen C-Elysee WTCC	1:22.634	13	15	0.213	0.064	184.76
4	10	TC1 Gianni MORBIDELLI	ITA	Chevrolet RML Cruze TC1	1:22.778	13	14	0.357	0.144	184.44
5	2	TC1 Gabriele TARQUINI	ITA	Honda Civic WTCC	1:22.846	12	16	0.425	0.068	184.28
6	4	TC1 Tom CORONEL	NLD	Chevrolet RML Cruze TC1	1:22.931	6	13	0.510	0.085	184.10
7	25	TC1 Mehdi BENNANI	MAR	Honda Civic WTCC	1:23.045	17	19	0.624	0.114	183.84
8	3	TC1 Tom CHILTON	GBR	Chevrolet RML Cruze TC1	1:23.130	7	14	0.709	0.085	183.65
9	98	TC1 Dusan BORKOVIC	SRB	Chevrolet RML Cruze TC1	1:23.197	12	15	0.776	0.067	183.51
10	18	TC1 Tiago MONTEIRO	PRT	Honda Civic WTCC	1:23.346	14	16	0.925	0.149	183.18
11	5	TC1 Norbert MICHELISZ	HUN	Honda Civic WTCC	1:23.457	6	18	1.036	0.111	182.93
12	7	TC1 Hugo VALENTE	FRA	Chevrolet RML Cruze TC1	1:23.878	2	3	1.457	0.421	182.02
13	77	TC1 Rene MUNNICH	DEU	Chevrolet RML Cruze TC1	1:23.977	13	17	1.556	0.099	181.80
14	12	TC1 Rob HUFF	GBR	Lada Granta 1.6T	1:24.141	5	12	1.720	0.164	181.45
15	11	TC1 James THOMPSON	GBR	Lada Granta 1.6T	1:24.697	9	12	2.276	0.556	180.26
16	14	TC1 Mikhail KOZLOVSKIY	RUS	Lada Granta 1.6T	1:25.633	8	9	3.212	0.936	178.29
17	6	TC2 Franz ENGSTLER	DEU	BMW E90 320 TC	1:26.742	11	15	4.321	1.109	176.01
18	27	TC2 John FILIPPI	FRA	SEAT Leon WTCC	1:28.180	8	18	5.759	1.438	173.14
19	8	TC2 Pasquale DI SABATINO	ITA	BMW E90 320 TC	1:28.763	4	12	6.342	0.583	172.00

For Media Information Purposes - No Regulatory Value.

Salzburgring
Circuit Length: 4.241 km / 2.635 miles
Start: 11:05 Flag: 11:52

Weather/Track: Sun 17C / Dry 34C

Race Director	Steward:	Timekeeper	Posted at:
---------------	----------	------------	------------

www.mstworld.com

Printed - 11:56 Saturday, 24 May 2014



WTCC Race of Austria – Salzburgring – 24 / 25 May 2014
www.fiawtcc.com

FIA WORLD TOURING CAR CHAMPIONSHIP
FREE PRACTICE 2 - SECTOR ANALYSIS

1 Yvan MULLER (FRA)								Citroen C-Elysee WTCC					TC1
LAP	SECTOR 1	SECTOR 2	SECTOR 3	TOTAL LAP	LAP	SECTOR 1	SECTOR 2	SECTOR 3	TOTAL LAP				
1	OUT	-	32.902	246.4	34.130	203.1	1:48.091						
2	20.581	-	31.006	248.9	31.791	197.3	1:23.378						
3	20.808	-	34.591	209.9	40.893	-	1:36.292						
4	OUT	-	34.578	212.6	35.221	203.1	21:02.658						
5	20.617	-	30.768	251.4	31.555	201.5	1:22.940						
6	20.752	-	30.578	255.8	31.785	202.3	1:23.115						
7	20.694	-	31.399	219.3	37.356	-	1:29.449						
8	OUT	-	33.300	186.1	36.410	203.1	3:49.084						
IDEAL LAP TIME: 1:22.499				FASTEST LAP: 1:22.634				DIFFERENCE: +0.135					

2 Gabriele TARQUINI (ITA)								Honda Civic WTCC					TC1
LAP	SECTOR 1	SECTOR 2	SECTOR 3	TOTAL LAP	LAP	SECTOR 1	SECTOR 2	SECTOR 3	TOTAL LAP				
1	OUT	-	33.985	240.7	35.531	190.1	1:45.336						
2	24.067	-	34.322	215.7	35.578	197.7	1:33.967						
3	21.634	-	31.568	243.9	33.989	200.7	1:27.191						
4	21.572	-	33.431	227.4	33.893	199.6	1:28.896						
5	21.613	-	37.369	168.6	1:00.537	-	1:59.519						
6	OUT	-	31.698	244.7	33.657	199.6	17:22.041						
7	20.772	-	31.105	247.6	32.273	198.8	1:24.150						
8	20.806	-	31.050	250.1	32.033	200.7	1:23.889						
9	20.802	-	31.227	248.9	40.225	-	1:32.254						
10	OUT	-	31.891	242.7	34.130	202.7	6:42.540						
11	20.585	-	30.689	251.8	32.241	202.3	1:23.515						
12	20.518	-	30.691	251.0	31.637	201.9	1:22.846						
13	20.945	-	31.750	248.4	37.861	-	1:30.556						
14	OUT	-	34.204	205.0	35.215	201.9	4:18.860						
15	20.625	-	31.100	246.8	31.902	199.6	1:23.627						
16	20.756	-	31.662	245.5	40.563	-	1:32.981						
IDEAL LAP TIME: 1:22.844				FASTEST LAP: 1:22.846				DIFFERENCE: +0.002					

3 Tom CHILTON (GBR)								Chevrolet RML Cruze TC1					TC1
LAP	SECTOR 1	SECTOR 2	SECTOR 3	TOTAL LAP	LAP	SECTOR 1	SECTOR 2	SECTOR 3	TOTAL LAP				
1	OUT	-	36.111	191.6	38.301	203.1	2:29.981						
2	20.743	-	30.843	252.3	34.072	201.9	1:25.658						
3	20.618	-	30.873	255.3	31.847	203.5	1:23.338						
4	20.695	-	30.730	257.1	1:08.211	-	1:59.636						
5	OUT	-	35.995	190.9	36.290	205.1	19:13.369						
6	20.535	-	30.715	254.9	31.923	203.1	1:23.173						
7	20.566	-	30.752	251.8	31.812	201.9	1:23.130						
8	20.628	-	30.836	252.3	40.911	-	1:32.375						
9	OUT	-	32.857	247.2	32.916	202.3	4:13.583						
10	20.742	-	30.981	248.9	33.417	202.7	1:25.140						
11	20.696	-	30.815	253.1	31.887	202.7	1:23.398						
12	20.464	-	30.655	255.3	38.887	-	1:30.006						
13	OUT	-	31.453	247.2	32.733	202.7	5:29.227						
14	20.639	-	30.889	249.3	37.232	-	1:28.760						
IDEAL LAP TIME: 1:22.931				FASTEST LAP: 1:23.130				DIFFERENCE: +0.199					



FIA WORLD TOURING CAR CHAMPIONSHIP
FREE PRACTICE 2 - SECTOR ANALYSIS

4 Tom CORONEL (NLD)								Chevrolet RML Cruze TC1					TC1				
LAP	SECTOR 1	SECTOR 2	SECTOR 3	TOTAL LAP	LAP	SECTOR 1	SECTOR 2	SECTOR 3	TOTAL LAP								
1	OUT	-	36.000	187.3	39.260	203.5	2:31.558			8	OUT	-	32.239	251.4	33.924	203.9	4:09.328
2	20.583	-	30.915	252.7	31.840	204.3	1:23.338			9	20.565	-	30.902	250.5	31.691	204.3	1:23.158
3	20.687	-	30.905	251.8	43.632	-	1:35.224			10	20.672	-	30.906	248.9	31.825	205.1	1:23.403
4	OUT	-	36.226	191.4	36.474	203.5	21:01.202			11	20.454	-	30.782	248.4	31.772	204.3	1:23.008
5	20.566	-	30.635	249.3	33.869	205.5	1:25.070			12	20.737	-	30.945	250.1	47.676	-	1:39.358
6	20.449	-	30.755	251.8	31.727	204.7	1:22.931			13	OUT	-	31.377	247.2	49.550	-	7:15.896
7	20.581	-	30.690	252.3	45.531	-	1:36.802										
IDEAL LAP TIME: 1:22.775					FASTEST LAP: 1:22.931					DIFFERENCE: +0.156							

5 Norbert MICHELISZ (HUN)								Honda Civic WTCC					TC1				
LAP	SECTOR 1	SECTOR 2	SECTOR 3	TOTAL LAP	LAP	SECTOR 1	SECTOR 2	SECTOR 3	TOTAL LAP								
1	OUT	-	40.620	170.4	40.777	172.2	4:27.440			10	20.731	-	31.148	245.1	31.737	198.8	1:23.616
2	26.710	-	35.147	209.3	39.609	178.1	1:41.466			11	20.698	-	31.115	247.2	31.765	199.6	1:23.578
3	25.023	-	39.568	171.4	58.250	-	2:02.841			12	20.878	-	32.984	227.0	34.953	199.6	1:28.815
4	OUT	-	32.403	230.2	34.187	199.2	17:29.941			13	20.729	-	31.075	246.4	31.816	198.1	1:23.620
5	21.097	-	31.216	246.0	33.646	199.2	1:25.959			14	20.868	-	31.079	247.2	31.983	198.8	1:23.930
6	20.756	-	30.893	251.4	31.808	200.7	1:23.457			15	21.974	-	31.531	248.0	31.901	200.7	1:25.406
7	20.779	-	31.163	246.4	36.579	-	1:28.521			16	23.933	-	34.518	244.7	31.938	199.6	1:30.389
8	OUT	-	32.672	241.5	32.843	198.4	3:07.085			17	21.147	-	31.710	218.3	37.649	-	1:30.506
9	20.719	-	31.078	244.3	31.864	198.8	1:23.661			18	OUT	-	31.782	246.0	41.375	-	2:14.429
IDEAL LAP TIME: 1:23.328					FASTEST LAP: 1:23.457					DIFFERENCE: +0.129							

6 Franz ENGSTLER (DEU)								BMW E90 320 TC					TC2				
LAP	SECTOR 1	SECTOR 2	SECTOR 3	TOTAL LAP	LAP	SECTOR 1	SECTOR 2	SECTOR 3	TOTAL LAP								
1	OUT	-	36.165	229.5	40.415	-	3:14.922			9	23.167	-	35.498	217.3	41.629	-	1:40.294
2	OUT	-	36.200	216.1	35.483	188.4	2:41.370			10	OUT	-	46.675	196.2	39.823	190.8	4:34.695
3	21.763	-	34.646	200.5	1:01.631	-	1:58.040			11	21.460	-	32.091	244.7	33.191	191.5	1:26.742
4	OUT	-	35.377	235.0	35.244	189.8	18:03.258			12	28.066	-	33.982	242.3	33.474	193.6	1:35.522
5	21.550	-	32.545	241.1	33.653	189.8	1:27.748			13	21.532	-	32.349	242.3	33.401	191.2	1:27.282
6	21.545	-	32.467	240.7	33.632	190.5	1:27.644			14	21.535	-	32.444	240.7	33.498	189.8	1:27.477
7	21.631	-	32.571	240.3	33.725	189.1	1:27.927			15	21.535	-	32.481	240.7	46.671	-	1:40.687
8	21.752	-	32.972	240.0	33.966	190.1	1:28.690										
IDEAL LAP TIME: 1:26.742					FASTEST LAP: 1:26.742					DIFFERENCE: 0.000							



FIA WORLD TOURING CAR CHAMPIONSHIP FREE PRACTICE 2 - SECTOR ANALYSIS

7 Hugo VALENTE (FRA)								Chevrolet RML Cruze TC1					TC1				
LAP	SECTOR 1	SECTOR 2	SECTOR 3	TOTAL LAP	LAP	SECTOR 1	SECTOR 2	SECTOR 3	TOTAL LAP								
1	OUT	-	52.900	168.8	36.561	201.1	2:21.917			3	20.710	-	30.961	251.0	40.161	197.3	1:31.832
2	21.149	-	30.772	253.6	31.957	200.3	1:23.878										
IDEAL LAP TIME: 1:23.439								FASTEST LAP: 1:23.878					DIFFERENCE: +0.439				

8 Pasquale DI SABATINO (ITA)								BMW E90 320 TC					TC2				
LAP	SECTOR 1	SECTOR 2	SECTOR 3	TOTAL LAP	LAP	SECTOR 1	SECTOR 2	SECTOR 3	TOTAL LAP								
1	OUT	-	37.171	192.1	44.602	-	6:26.677			7	22.067	-	38.434	191.6	43.278	-	1:43.779
2	OUT	-	34.884	238.0	35.872	187.7	19:32.209			8	OUT	-	33.314	234.2	35.497	187.7	4:45.011
3	21.828	-	32.781	240.3	34.779	187.4	1:29.388			9	21.761	-	32.789	238.4	37.924	178.4	1:32.474
4	21.848	-	32.808	238.4	34.107	188.7	1:28.763			10	22.240	-	32.848	237.3	34.448	187.0	1:29.536
5	21.895	-	32.809	237.3	34.585	187.4	1:29.289			11	22.004	-	32.983	236.1	34.665	188.1	1:29.652
6	21.847	-	32.815	237.3	34.508	188.7	1:29.170			12	26.619	-	41.345	189.7	46.768	-	1:54.732
IDEAL LAP TIME: 1:28.649								FASTEST LAP: 1:28.763					DIFFERENCE: +0.114				

9 Sebastien LOEB (FRA)								Citroen C-Elysee WTCC					TC1				
LAP	SECTOR 1	SECTOR 2	SECTOR 3	TOTAL LAP	LAP	SECTOR 1	SECTOR 2	SECTOR 3	TOTAL LAP								
1	OUT	-	33.315	244.3	32.509	203.1	3:52.510			9	21.067	-	31.221	249.7	32.133	202.7	1:24.421
2	20.719	-	31.173	250.1	32.437	200.7	1:24.329			10	20.873	-	31.186	249.3	33.715	77.3	1:25.774
3	20.750	-	31.214	252.3	36.718	-	1:28.682			11	OUT	-	37.445	238.0	33.850	204.3	7:23.526
4	OUT	-	35.143	240.3	35.938	203.1	19:08.301			12	20.503	-	30.626	251.8	31.292	205.1	1:22.421
5	20.499	-	31.005	251.8	31.781	202.7	1:23.285			13	20.434	-	33.530	243.5	32.946	204.7	1:26.910
6	20.725	-	30.887	252.7	31.924	201.5	1:23.536			14	20.613	-	30.668	253.1	31.515	204.7	1:22.796
7	20.777	-	31.049	254.9	32.107	202.7	1:23.933			15	20.518	-	30.908	249.7	31.597	203.5	1:23.023
8	20.903	-	31.038	252.3	31.966	202.3	1:23.907			16	20.737	-	31.724	250.1	38.167	-	1:30.628
IDEAL LAP TIME: 1:22.352								FASTEST LAP: 1:22.421					DIFFERENCE: +0.069				

10 Gianni MORBIDELLI (ITA)								Chevrolet RML Cruze TC1					TC1				
LAP	SECTOR 1	SECTOR 2	SECTOR 3	TOTAL LAP	LAP	SECTOR 1	SECTOR 2	SECTOR 3	TOTAL LAP								
1	OUT	-	32.524	250.1	34.194	203.5	1:49.234			8	20.737	-	30.689	252.7	32.059	201.9	1:23.485
2	20.653	-	30.647	254.4	31.757	198.1	1:23.057			9	20.988	-	30.727	252.7	31.988	198.1	1:23.703
3	20.812	-	30.877	252.3	31.893	204.7	1:23.582			10	20.990	-	31.621	227.0	38.398	-	1:31.009
4	20.854	-	30.769	252.7	32.076	202.7	1:23.699			11	OUT	-	32.227	250.5	33.251	201.9	4:11.798
5	21.740	-	33.350	201.9	1:02.023	-	1:57.113			12	20.716	-	30.431	254.0	31.896	205.1	1:23.043
6	OUT	-	31.809	250.5	32.557	203.9	18:43.693			13	20.568	-	30.556	254.0	31.654	200.7	1:22.778
7	22.238	-	31.163	252.7	32.363	202.7	1:25.764			14	20.650	-	30.889	251.8	35.447	-	1:26.986
IDEAL LAP TIME: 1:22.653								FASTEST LAP: 1:22.778					DIFFERENCE: +0.125				



FIA WORLD TOURING CAR CHAMPIONSHIP
FREE PRACTICE 2 - SECTOR ANALYSIS

11 James THOMPSON (GBR)								Lada Granta 1.6T					TC1				
LAP	SECTOR 1	SECTOR 2	SECTOR 3	TOTAL LAP	LAP	SECTOR 1	SECTOR 2	SECTOR 3	TOTAL LAP								
1	OUT	-	45.829	161.3	39.198	193.3	2:02.799			7	20.915	-	31.270	248.0	32.589	198.4	1:24.774
2	23.573	-	37.487	229.9	33.480	197.3	1:34.540			8	21.037	-	31.255	250.5	32.546	197.7	1:24.838
3	21.116	-	31.476	243.9	32.543	197.7	1:25.135			9	20.942	-	31.398	250.5	32.357	195.1	1:24.697
4	21.074	-	31.382	247.2	32.281	198.1	1:24.737			10	22.201	-	31.824	248.0	37.276	-	1:31.301
5	27.833	-	40.791	132.0	58.670	-	2:07.294			11	OUT	-	32.706	245.1	33.120	195.8	6:45.561
6	OUT	-	32.860	247.2	34.381	198.1	17:10.044			12	21.080	-	31.474	245.1	39.972	-	1:32.526
IDEAL LAP TIME: 1:24.451				FASTEST LAP: 1:24.697				DIFFERENCE: +0.246									

12 Rob HUFF (GBR)								Lada Granta 1.6T					TC1				
LAP	SECTOR 1	SECTOR 2	SECTOR 3	TOTAL LAP	LAP	SECTOR 1	SECTOR 2	SECTOR 3	TOTAL LAP								
1	OUT	-	40.410	167.5	40.194	192.9	4:27.202			7	20.883	-	31.346	248.0	32.312	198.1	1:24.541
2	21.287	-	31.759	243.5	32.572	198.4	1:25.618			8	21.046	-	31.517	243.5	39.094	-	1:31.657
3	21.063	-	33.863	186.5	58.369	-	1:53.295			9	OUT	-	32.330	249.7	33.491	200.0	6:48.010
4	OUT	-	32.123	246.8	34.439	200.7	17:56.306			10	20.919	-	31.196	251.4	32.249	199.2	1:24.364
5	20.963	-	31.047	249.3	32.131	199.2	1:24.141			11	20.998	-	31.263	247.6	32.120	200.0	1:24.381
6	20.936	-	31.278	246.8	33.483	200.0	1:25.697			12	21.087	-	31.570	243.1	42.196	-	1:34.853
IDEAL LAP TIME: 1:24.050				FASTEST LAP: 1:24.141				DIFFERENCE: +0.091									

14 Mikhail KOZLOVSKIY (RUS)								Lada Granta 1.6T					TC1				
LAP	SECTOR 1	SECTOR 2	SECTOR 3	TOTAL LAP	LAP	SECTOR 1	SECTOR 2	SECTOR 3	TOTAL LAP								
1	OUT	-	46.609	139.1	42.355	-	2:07.139			6	21.593	-	31.406	249.7	39.900	-	1:32.899
2	OUT	-	32.745	242.7	35.246	192.6	23:38.548			7	OUT	-	32.220	245.1	34.764	195.5	6:46.117
3	21.700	-	31.591	247.2	33.134	197.7	1:26.425			8	21.209	-	31.477	245.5	32.947	198.4	1:25.633
4	21.206	-	31.714	234.2	33.413	196.9	1:26.333			9	21.325	-	31.438	244.3	34.598	-	1:27.361
5	21.292	-	31.473	248.4	33.070	197.7	1:25.835										
IDEAL LAP TIME: 1:25.559				FASTEST LAP: 1:25.633				DIFFERENCE: +0.074									

18 Tiago MONTEIRO (PRT)								Honda Civic WTCC					TC1				
LAP	SECTOR 1	SECTOR 2	SECTOR 3	TOTAL LAP	LAP	SECTOR 1	SECTOR 2	SECTOR 3	TOTAL LAP								
1	OUT	-	48.511	174.6	36.922	198.8	2:22.959			9	21.955	-	31.511	246.4	36.107	-	1:29.573
2	20.822	-	31.149	247.6	32.066	201.1	1:24.037			10	OUT	-	31.915	245.1	33.317	200.3	5:39.278
3	21.127	-	31.865	236.5	32.761	201.9	1:25.753			11	20.963	-	31.092	249.7	32.454	201.1	1:24.509
4	20.828	-	31.075	250.5	34.997	-	1:26.900			12	20.786	-	30.911	251.0	34.876	70.8	1:26.573
5	OUT	-	32.241	248.4	34.998	201.5	19:04.311			13	OUT	-	48.041	176.7	36.783	202.3	3:45.685
6	21.003	-	30.920	250.5	32.981	200.7	1:24.904			14	20.760	-	30.793	251.0	31.793	201.9	1:23.346
7	20.715	-	30.815	252.7	33.308	201.1	1:24.838			15	20.759	-	30.959	249.7	31.726	202.3	1:23.444
8	20.721	-	30.920	253.1	32.308	199.6	1:23.949			16	20.771	-	30.901	250.1	38.432	-	1:30.104
IDEAL LAP TIME: 1:23.234				FASTEST LAP: 1:23.346				DIFFERENCE: +0.112									



FIA WORLD TOURING CAR CHAMPIONSHIP
FREE PRACTICE 2 - SECTOR ANALYSIS

25 Mehdi BENNANI (MAR)		Honda Civic WTCC										TC1			
LAP	SECTOR 1	SECTOR 2	SECTOR 3	TOTAL LAP	LAP	SECTOR 1	SECTOR 2	SECTOR 3	TOTAL LAP	LAP	SECTOR 1	SECTOR 2	SECTOR 3	TOTAL LAP	
1	OUT	-	39.330	188.7	41.864	186.0	2:15.768	11	20.843	-	31.063	248.0	32.377	200.0	1:24.283
2	24.505	-	35.159	226.0	32.443	201.1	1:32.107	12	20.761	-	31.123	246.8	32.398	200.0	1:24.282
3	20.869	-	31.017	248.9	32.088	200.7	1:23.974	13	20.809	-	31.151	247.6	32.210	200.3	1:24.170
4	20.610	-	31.256	248.4	33.049	163.1	1:24.915	14	20.946	-	31.155	249.3	32.239	200.3	1:24.340
5	27.397	-	36.184	169.6	56.076	-	1:59.657	15	20.827	-	31.190	248.4	35.927	75.8	1:27.944
6	OUT	-	32.141	243.1	33.474	200.3	17:41.580	16	OUT	-	32.243	247.2	33.570	203.1	3:12.133
7	20.789	-	31.064	248.4	32.019	201.1	1:23.872	17	20.766	-	30.869	247.6	31.410	202.7	1:23.045
8	20.841	-	31.004	248.9	32.104	200.3	1:23.949	18	20.683	-	30.893	248.9	31.601	200.0	1:23.177
9	20.822	-	30.978	249.7	33.550	197.7	1:25.350	19	20.611	-	30.815	250.1	34.677	-	1:26.103
10	20.873	-	31.204	251.4	32.474	201.5	1:24.551								
IDEAL LAP TIME: 1:22.835					FASTEST LAP: 1:23.045					DIFFERENCE: +0.210					

27 John FILIPPI (FRA)		SEAT Leon WTCC										TC2			
LAP	SECTOR 1	SECTOR 2	SECTOR 3	TOTAL LAP	LAP	SECTOR 1	SECTOR 2	SECTOR 3	TOTAL LAP	LAP	SECTOR 1	SECTOR 2	SECTOR 3	TOTAL LAP	
1	OUT	-	34.031	236.9	37.056	190.1	3:25.964	10	21.944	-	32.754	240.7	39.226	-	1:33.924
2	22.223	-	32.798	238.8	34.413	190.8	1:29.434	11	OUT	-	33.097	241.1	34.816	190.1	4:06.980
3	22.176	-	32.733	240.0	34.667	190.5	1:29.576	12	21.837	-	32.570	238.4	33.979	190.8	1:28.386
4	23.534	-	38.948	179.3	52.760	-	1:55.242	13	22.077	-	32.489	238.4	34.007	189.1	1:28.573
5	OUT	-	33.472	229.9	35.507	188.7	17:44.091	14	21.899	-	32.563	238.4	34.011	189.8	1:28.473
6	22.064	-	32.245	241.9	34.068	191.2	1:28.377	15	22.209	-	40.516	174.4	41.985	-	1:44.710
7	21.814	-	32.439	241.5	34.068	190.5	1:28.321	16	OUT	-	33.008	238.8	34.241	186.7	3:20.508
8	21.774	-	32.343	241.5	34.063	189.4	1:28.180	17	21.962	-	32.530	237.6	34.246	188.7	1:28.738
9	21.706	-	32.762	233.5	34.087	191.9	1:28.555	18	22.865	-	33.190	238.4	40.318	-	1:36.373
IDEAL LAP TIME: 1:27.930					FASTEST LAP: 1:28.180					DIFFERENCE: +0.250					

37 Jose Maria LOPEZ (ARG)		Citroen C-Elysee WTCC										TC1			
LAP	SECTOR 1	SECTOR 2	SECTOR 3	TOTAL LAP	LAP	SECTOR 1	SECTOR 2	SECTOR 3	TOTAL LAP	LAP	SECTOR 1	SECTOR 2	SECTOR 3	TOTAL LAP	
1	OUT	-	32.130	244.7	33.317	201.1	2:34.458	9	20.474	-	30.514	252.7	33.143	203.9	1:24.131
2	20.643	-	30.879	251.0	31.318	203.9	1:22.840	10	20.617	-	30.635	251.4	31.318	201.9	1:22.570
3	20.537	-	30.792	252.7	31.573	204.7	1:22.902	11	20.595	-	30.825	250.1	31.294	203.5	1:22.714
4	20.546	-	30.894	254.4	1:03.887	-	1:55.327	12	23.474	-	36.729	201.6	36.729	203.1	1:36.932
5	OUT	-	31.411	249.3	33.084	204.3	19:18.689	13	20.517	-	30.823	248.4	31.315	203.9	1:22.655
6	20.554	-	30.729	251.8	31.551	202.3	1:22.834	14	35.371	-	40.513	242.7	31.729	202.7	1:47.613
7	20.653	-	30.927	253.6	40.344	-	1:31.924	15	20.545	-	30.920	248.9	31.396	203.1	1:22.861
8	OUT	-	31.748	248.4	32.150	204.7	9:00.585	16	24.191	-	36.946	194.4	46.766	-	1:47.903
IDEAL LAP TIME: 1:22.282					FASTEST LAP: 1:22.570					DIFFERENCE: +0.288					



FIA WORLD TOURING CAR CHAMPIONSHIP FREE PRACTICE 2 - SECTOR ANALYSIS

77 Rene MUNNICH (DEU)								Chevrolet RML Cruze TC1					TC1		
LAP	SECTOR 1	SECTOR 2	SECTOR 3	TOTAL LAP	LAP	SECTOR 1	SECTOR 2	SECTOR 3	TOTAL LAP						
1	OUT	-	32.707	253.1	34.468	201.9	1:50.439	10	OUT	-	31.569	253.1	33.726	201.9	6:21.663
2	21.318	-	31.028	252.3	32.872	201.5	1:25.218	11	20.638	-	30.537	254.4	33.488	201.5	1:24.663
3	20.798	-	30.938	253.1	32.996	201.1	1:24.732	12	21.167	-	34.295	250.1	38.070	200.0	1:33.532
4	20.810	-	31.222	252.7	34.489	199.6	1:26.521	13	20.761	-	30.812	253.1	32.404	204.3	1:23.977
5	20.982	-	38.491	170.6	57.634	-	1:57.107	14	20.500	-	30.937	251.8	32.546	204.3	1:23.983
6	OUT	-	34.838	238.0	36.587	201.1	17:51.150	15	20.741	-	30.881	252.7	32.597	201.9	1:24.219
7	20.905	-	30.908	253.6	32.712	200.3	1:24.525	16	20.732	-	30.965	254.0	32.595	201.5	1:24.292
8	20.967	-	30.932	254.0	32.993	200.3	1:24.892	17	23.055	-	36.280	205.0	43.442	-	1:42.777
9	21.487	-	31.862	249.7	37.943	-	1:31.292								
IDEAL LAP TIME: 1:23.441				FASTEST LAP: 1:23.977				DIFFERENCE: +0.536							

98 Dusan BORKOVIC (SRB)								Chevrolet RML Cruze TC1					TC1		
LAP	SECTOR 1	SECTOR 2	SECTOR 3	TOTAL LAP	LAP	SECTOR 1	SECTOR 2	SECTOR 3	TOTAL LAP						
1	OUT	-	37.817	184.9	36.124	198.4	2:21.199	9	20.739	-	30.767	255.3	32.206	202.3	1:23.712
2	20.779	-	31.312	226.7	33.312	200.3	1:25.403	10	21.109	-	33.835	214.5	40.903	-	1:35.847
3	20.690	-	31.135	248.0	32.009	200.3	1:23.834	11	OUT	-	43.936	181.1	35.815	201.5	11:35.602
4	20.773	-	34.016	237.3	33.431	116.2	1:28.220	12	20.649	-	30.856	251.0	31.692	200.7	1:23.197
5	27.920	-	37.141	162.3	55.900	-	2:00.961	13	21.745	-	32.597	253.1	32.267	201.9	1:26.609
6	OUT	-	46.173	143.7	35.332	201.9	17:39.230	14	20.642	-	30.762	254.0	31.868	202.7	1:23.272
7	20.486	-	30.658	256.6	32.128	202.3	1:23.272	15	25.766	-	37.894	188.9	47.117	-	1:50.777
8	21.454	-	30.916	253.6	32.014	203.5	1:24.384								
IDEAL LAP TIME: 1:22.836				FASTEST LAP: 1:23.197				DIFFERENCE: +0.361							



FIA WORLD TOURING CAR CHAMPIONSHIP FREE PRACTICE 2 - BEST SECTOR SPEEDS

	INTERMEDIATE 1			INTERMEDIATE 2				FINISH LINE				
	NO	NAME	SPEED	LAP	NO	NAME	SPEED	LAP	NO	NAME	SPEED	LAP
1					3	CHILTON	257.1	4	4	CORONEL	205.5	5
2					98	BORKOVIC	256.6	7	9	LOEB	205.1	12
3					1	MULLER	255.8	6	10	MORBIDELLI	205.1	12
4					9	LOEB	254.9	7	3	CHILTON	205.1	5
5					77	MUNNICH	254.4	11	37	LOPEZ	204.7	8
6					37	LOPEZ	254.4	4	1	MULLER	204.3	14
7					10	MORBIDELLI	254.4	2	77	MUNNICH	204.3	14
8					7	VALENTE	253.6	2	98	BORKOVIC	203.5	8
9					18	MONTEIRO	253.1	8	25	BENNANI	203.1	16
10					4	CORONEL	252.7	2	2	TARQUINI	202.7	10
11					2	TARQUINI	251.8	11	18	MONTEIRO	202.3	15
12					12	HUFF	251.4	10	7	VALENTE	201.1	1
13					25	BENNANI	251.4	10	5	MICHELISZ	200.7	15
14					5	MICHELISZ	251.4	6	12	HUFF	200.7	4
15					11	THOMPSON	250.5	9	14	KOZLOVSKIY	198.4	8
16					14	KOZLOVSKIY	249.7	6	11	THOMPSON	198.4	7
17					6	ENGSTLER	244.7	11	6	ENGSTLER	193.6	12
18					27	FILIPPI	241.9	6	27	FILIPPI	191.9	9
19					8	DI SABATINO	240.3	3	8	DI SABATINO	188.7	6



FIA WORLD TOURING CAR CHAMPIONSHIP FREE PRACTICE 2 - BEST SECTOR TIMES

	SECTOR 1			SECTOR 2			SECTOR 3			IDEAL/BEST LAP COMPARISON					
	NO	TIME	LAP	NO	TIME	LAP	NO	TIME	LAP	NO	NAME	IDEAL	BEST	LAP	DIFF
1	9	20.434	13	10	30.431	12	9	31.292	12	37	LOPEZ	1:22.282	1:22.570		+0.288
2	1	20.438	13	37	30.514	9	37	31.294	11	9	LOEB	1:22.352	1:22.421		+0.069
3	4	20.449	6	77	30.537	11	25	31.410	17	1	MULLER	1:22.499	1:22.634		+0.135
4	3	20.464	12	1	30.578	6	1	31.483	13	10	MORBIDELLI	1:22.653	1:22.778		+0.125
5	37	20.474	9	9	30.626	12	2	31.637	12	4	CORONEL	1:22.775	1:22.931		+0.156
6	98	20.486	7	4	30.635	5	10	31.654	13	25	BENNANI	1:22.835	1:23.045		+0.210
7	77	20.500	14	3	30.655	12	4	31.691	9	98	BORKOVIC	1:22.836	1:23.197		+0.361
8	2	20.518	12	98	30.658	7	98	31.692	12	2	TARQUINI	1:22.844	1:22.846		+0.002
9	10	20.568	13	2	30.689	11	18	31.726	15	3	CHILTON	1:22.931	1:23.130		+0.199
10	25	20.610	4	7	30.772	2	5	31.737	10	18	MONTEIRO	1:23.234	1:23.346		+0.112
11	7	20.667	4	18	30.793	14	3	31.812	7	5	MICHELISZ	1:23.328	1:23.457		+0.129
12	5	20.698	11	25	30.815	19	7	31.957	2	7	VALENTE	1:23.396	1:23.878		+0.482
13	18	20.715	7	5	30.893	6	12	32.120	11	77	MUNNICH	1:23.441	1:23.977		+0.536
14	12	20.883	7	12	31.047	5	11	32.281	4	12	HUFF	1:24.050	1:24.141		+0.091
15	11	20.915	3	11	31.255	8	77	32.404	13	11	THOMPSON	1:24.451	1:24.697		+0.246
16	14	21.206	4	14	31.406	6	14	32.947	8	14	KOZLOVSKIY	1:25.559	1:25.633		+0.074
17	6	21.460	11	6	32.091	11	6	33.191	11	6	ENGSTLER	1:26.742	1:26.742		0.000
18	27	21.706	9	27	32.245	6	27	33.979	12	27	FILIPPI	1:27.930	1:28.180		+0.250
19	8	21.761	9	8	32.781	3	8	34.107	4	8	DI SABATINO	1:28.649	1:28.763		+0.114

'Perfect Lap' - 1:22.157



FIA WORLD TOURING CAR CHAMPIONSHIP
QUALIFYING 1 - PROVISIONAL CLASSIFICATION

NO	CL	DRIVER	NAT	CAR	TIME	ON	LAPS	GAP	DIFF	KM/H
1	10	TC1 Gianni MORBIDELLI	ITA	Chevrolet RML Cruze TC1	1:22.535	6	7			184.98
2	1	TC1 Yvan MULLER	FRA	Citroen C-Elysee WTCC	1:22.608	5	7	0.073	0.073	184.81
3	37	TC1 Jose Maria LOPEZ	ARG	Citroen C-Elysee WTCC	1:22.619	5	6	0.084	0.011	184.79
4	9	TC1 Sebastien LOEB	FRA	Citroen C-Elysee WTCC	1:22.722	6	7	0.187	0.103	184.56
5	98	TC1 Dusan BORKOVIC	SRB	Chevrolet RML Cruze TC1	1:22.948	6	7	0.413	0.226	184.06
6	4	TC1 Tom CORONEL	NLD	Chevrolet RML Cruze TC1	1:22.960	2	3	0.425	0.012	184.03
7	25	TC1 Mehdi BENNANI	MAR	Honda Civic WTCC	1:23.073	6	6	0.538	0.113	183.78
8	18	TC1 Tiago MONTEIRO	PRT	Honda Civic WTCC	1:23.097	9	9	0.562	0.024	183.73
9	5	TC1 Norbert MICHELISZ	HUN	Honda Civic WTCC	1:23.207	3	4	0.672	0.110	183.48
10	3	TC1 Tom CHILTON	GBR	Chevrolet RML Cruze TC1	1:23.354	3	4	0.819	0.147	183.16
11	77	TC1 Rene MUNNICH	DEU	Chevrolet RML Cruze TC1	1:23.446	6	7	0.911	0.092	182.96
12	2	TC1 Gabriele TARQUINI	ITA	Honda Civic WTCC	1:23.527	5	6	0.992	0.081	182.78
13	11	TC1 James THOMPSON	GBR	Lada Granta 1.6T	1:23.705	8	8	1.170	0.178	182.39
14	12	TC1 Rob HUFF	GBR	Lada Granta 1.6T	1:23.722	2	9	1.187	0.017	182.36
15	14	TC1 Mikhail KOZLOVSKIY	RUS	Lada Granta 1.6T	1:24.144	8	8	1.609	0.422	181.44
16	6	TC2 Franz ENGSTLER	DEU	BMW E90 320 TC	1:27.550	2	4	5.015	3.406	174.38
17	27	TC2 John FILIPPI	FRA	SEAT Leon WTCC	1:28.245	3	4	5.710	0.695	173.01
18	8	TC2 Pasquale DI SABATINO	ITA	BMW E90 320 TC	1:28.901	3	9	6.366	0.656	171.73

QUALIFICATION MAXIMA OF CLASS (107%)

(TC1 1:28.312) (TC2 1:33.678)

For Media Information Purposes - No Regulatory Value.

Car 7 did not participate.

Weather/Track: Sun 20C / Dry 41C

Salzburgring

Circuit Length: 4.241 km / 2.635 miles

Start: 14:45 Flag: 15:06

Race Director	Steward:	Timekeeper	Posted at:
---------------	----------	------------	------------

www.mstworld.com

Printed - 15:09 Saturday, 24 May 2014



WTCC Race of Austria – Salzburgring – 24 / 25 May 2014

www.fiawtcc.com

FIA WORLD TOURING CAR CHAMPIONSHIP QUALIFYING 1 RESULT

NO	CL	DRIVER	NAT	CAR	TIME	ON	LAPS	GAP	DIFF	KM/H
1	1	TC1 Yvan MULLER	FRA	Citroen C-Elysee WTCC	1:22.608	5	7			184.81
2	37	TC1 Jose Maria LOPEZ	ARG	Citroen C-Elysee WTCC	1:22.619	5	6	0.011	0.011	184.79
3	9	TC1 Sebastien LOEB	FRA	Citroen C-Elysee WTCC	1:22.722	6	7	0.114	0.103	184.56
4	98	TC1 Dusan BORKOVIC	SRB	Chevrolet RML Cruze TC1	1:22.948	6	7	0.340	0.226	184.06
5	4	TC1 Tom CORONEL	NLD	Chevrolet RML Cruze TC1	1:22.960	2	3	0.352	0.012	184.03
6	25	TC1 Mehdi BENNANI	MAR	Honda Civic WTCC	1:23.073	6	6	0.465	0.113	183.78
7	18	TC1 Tiago MONTEIRO	PRT	Honda Civic WTCC	1:23.097	9	9	0.489	0.024	183.73
8	5	TC1 Norbert MICHELISZ	HUN	Honda Civic WTCC	1:23.207	3	4	0.599	0.110	183.48
9	10	TC1 Gianni MORBIDELLI	ITA	Chevrolet RML Cruze TC1	1:23.283	3	7	0.675	0.076	183.32
10	3	TC1 Tom CHILTON	GBR	Chevrolet RML Cruze TC1	1:23.354	3	4	0.746	0.071	183.16
11	77	TC1 Rene MUNNICH	DEU	Chevrolet RML Cruze TC1	1:23.446	6	7	0.838	0.092	182.96
12	2	TC1 Gabriele TARQUINI	ITA	Honda Civic WTCC	1:23.527	5	6	0.919	0.081	182.78
13	11	TC1 James THOMPSON	GBR	Lada Granta 1.6T	1:23.705	8	8	1.097	0.178	182.39
14	12	TC1 Rob HUFF	GBR	Lada Granta 1.6T	1:23.722	2	9	1.114	0.017	182.36
15	14	TC1 Mikhail KOZLOVSKIY	RUS	Lada Granta 1.6T	1:24.144	8	8	1.536	0.422	181.44
16	6	TC2 Franz ENGSTLER	DEU	BMW E90 320 TC	1:27.550	2	4	4.942	3.406	174.38
17	27	TC2 John FILIPPI	FRA	SEAT Leon WTCC	1:28.245	3	4	5.637	0.695	173.01
18	8	TC2 Pasquale DI SABATINO	ITA	BMW E90 320 TC	1:28.901	3	9	6.293	0.656	171.73

QUALIFICATION MAXIMA OF CLASS (107%)

(TC1 1:28.390) (TC2 1:33.678)

Car 7 did not participate.

Car 10, time disallowed, Stewards decision 4 refers.

Weather/Track: Sun 20C / Dry 41C

Salzburgring

Circuit Length: 4.241 km / 2.635 miles

Start: 14:45 Flag: 15:06

Steward	Steward:	Steward
---------	----------	---------

www.mstworld.com

Printed -18:41 Saturday, 24 May 2014



WTCC Race of Austria – Salzburgring – 24 / 25 May 2014

www.fiawtcc.com

**FIA WORLD TOURING CAR CHAMPIONSHIP
QUALIFYING 1 - SECTOR ANALYSIS**

1 Yvan MULLER (FRA)								Citroen C-Elysee WTCC					TC1
LAP	SECTOR 1	SECTOR 2	SECTOR 3	TOTAL LAP	LAP	SECTOR 1	SECTOR 2	SECTOR 3	TOTAL LAP				
1	OUT	-	33.088	227.7	35.625	201.1	1:49.759						
2	20.705	-	30.845	249.3	31.881	201.9	1:23.431						
3	20.585	-	31.127	250.1	36.100	-	1:27.812						
4	OUT	-	34.936	224.6	34.115	204.7	4:50.074						
IDEAL LAP TIME: 1:22.545				FASTEST LAP: 1:22.608				DIFFERENCE: +0.063					

2 Gabriele TARQUINI (ITA)								Honda Civic WTCC					TC1
LAP	SECTOR 1	SECTOR 2	SECTOR 3	TOTAL LAP	LAP	SECTOR 1	SECTOR 2	SECTOR 3	TOTAL LAP				
1	OUT	-	32.033	242.3	IN	-	1:39.079						
2	OUT	-	38.478	193.4	35.528	200.0	3:47.065						
3	20.993	-	32.213	196.8	37.036	-	1:30.242						
IDEAL LAP TIME: 1:23.527				FASTEST LAP: 1:23.527				DIFFERENCE: 0.000					

3 Tom CHILTON (GBR)								Chevrolet RML Cruze TC1					TC1
LAP	SECTOR 1	SECTOR 2	SECTOR 3	TOTAL LAP	LAP	SECTOR 1	SECTOR 2	SECTOR 3	TOTAL LAP				
1	OUT	-	34.706	204.4	37.589	202.3	2:32.049						
2	20.866	-	30.891	252.7	33.561	203.1	1:25.318						
IDEAL LAP TIME: 1:23.354				FASTEST LAP: 1:23.354				DIFFERENCE: 0.000					

4 Tom CORONEL (NLD)								Chevrolet RML Cruze TC1					TC1
LAP	SECTOR 1	SECTOR 2	SECTOR 3	TOTAL LAP	LAP	SECTOR 1	SECTOR 2	SECTOR 3	TOTAL LAP				
1	OUT	-	34.576	218.3	38.307	201.1	2:33.736						
2	20.671	-	30.667	251.8	31.622	203.1	1:22.960						
IDEAL LAP TIME: 1:22.960				FASTEST LAP: 1:22.960				DIFFERENCE: 0.000					

5 Norbert MICHELISZ (HUN)								Honda Civic WTCC					TC1
LAP	SECTOR 1	SECTOR 2	SECTOR 3	TOTAL LAP	LAP	SECTOR 1	SECTOR 2	SECTOR 3	TOTAL LAP				
1	OUT	-	31.660	248.4	32.878	201.9	1:40.284						
2	20.697	-	30.828	250.1	31.734	201.1	1:23.259						
IDEAL LAP TIME: 1:23.207				FASTEST LAP: 1:23.207				DIFFERENCE: 0.000					



**FIA WORLD TOURING CAR CHAMPIONSHIP
QUALIFYING 1 - SECTOR ANALYSIS**

6 Franz ENGSTLER (DEU)								BMW E90 320 TC				TC2			
LAP	SECTOR 1	SECTOR 2		SECTOR 3		TOTAL LAP		LAP	SECTOR 1	SECTOR 2		SECTOR 3	TOTAL LAP		
1	OUT	-	37.575	225.0	46.716	189.4	2:48.804	3	21.691	-	32.456	242.3	33.418	191.2	1:27.565
2	21.648	-	32.524	240.3	33.378	189.8	1:27.550	4	24.437	-	38.716	191.1	47.699	-	1:50.852
IDEAL LAP TIME: 1:27.482								FASTEST LAP: 1:27.550				DIFFERENCE: +0.068			

8 Pasquale DI SABATINO (ITA)								BMW E90 320 TC				TC2			
LAP	SECTOR 1	SECTOR 2		SECTOR 3		TOTAL LAP		LAP	SECTOR 1	SECTOR 2		SECTOR 3	TOTAL LAP		
1	OUT	-	52.639	156.1	44.605	186.0	2:50.650	6	21.865	-	34.261	212.6	36.262	189.4	1:32.388
2	22.271	-	32.873	238.4	34.214	187.0	1:29.358	7	21.984	-	32.801	236.9	36.562	189.8	1:31.347
3	22.002	-	32.878	238.4	34.021	188.7	1:28.901	8	22.024	-	32.780	236.1	34.140	186.4	1:28.944
4	21.881	-	33.085	236.1	45.501	-	1:40.467	9	27.644	-	43.543	160.0	51.000	-	2:02.187
5	OUT	-	34.005	235.7	34.663	188.7	4:05.673								
IDEAL LAP TIME: 1:28.666								FASTEST LAP: 1:28.901				DIFFERENCE: +0.235			

9 Sebastien LOEB (FRA)								Citroen C-Elysee WTCC				TC1			
LAP	SECTOR 1	SECTOR 2		SECTOR 3		TOTAL LAP		LAP	SECTOR 1	SECTOR 2		SECTOR 3	TOTAL LAP		
1	OUT	-	35.030	240.3	35.148	201.9	1:54.360	5	OUT	-	35.787	235.0	33.917	203.1	5:20.291
2	20.721	-	30.817	251.8	32.556	201.9	1:24.094	6	20.489	-	30.765	249.7	31.468	204.7	1:22.722
3	20.622	-	30.963	252.3	31.820	200.7	1:23.405	7	20.742	-	30.906	250.5	41.143	-	1:32.791
4	20.717	-	31.878	248.4	36.946	-	1:29.541								
IDEAL LAP TIME: 1:22.722								FASTEST LAP: 1:22.722				DIFFERENCE: 0.000			

10 Gianni MORBIDELLI (ITA)								Chevrolet RML Cruze TC1				TC1			
LAP	SECTOR 1	SECTOR 2		SECTOR 3		TOTAL LAP		LAP	SECTOR 1	SECTOR 2		SECTOR 3	TOTAL LAP		
1	OUT	-	33.217	243.1	35.207	203.9	1:55.550	5	OUT	-	33.070	238.0	34.791	204.3	5:27.310
2	20.793	-	30.387	258.0	32.294	203.9	1:23.474	6	20.516	-	30.297	258.0	31.722	205.9	1:22.535
3	20.708	-	30.513	260.3	32.062	200.7	1:23.283	7	22.000	-	34.465	222.6	40.903	-	1:37.368
4	24.413	-	35.809	210.8	41.301	-	1:41.523								
IDEAL LAP TIME: 1:22.535								FASTEST LAP: 1:22.535				DIFFERENCE: 0.000			

11 James THOMPSON (GBR)								Lada Granta 1.6T				TC1			
LAP	SECTOR 1	SECTOR 2		SECTOR 3		TOTAL LAP		LAP	SECTOR 1	SECTOR 2		SECTOR 3	TOTAL LAP		
1	OUT	-	31.821	249.3	32.964	200.0	1:41.127	5	20.909	-	31.293	248.4	32.198	196.9	1:24.400
2	20.838	-	31.064	251.0	32.093	198.1	1:23.995	6	25.581	-	42.121	163.6	46.383	-	1:54.085
3	20.953	-	31.371	237.3	37.779	-	1:30.103	7	OUT	-	32.580	251.0	33.153	201.1	5:59.868
4	OUT	-	33.226	246.0	34.334	199.6	6:01.140	8	20.675	-	30.926	253.1	32.104	199.6	1:23.705
IDEAL LAP TIME: 1:23.694								FASTEST LAP: 1:23.705				DIFFERENCE: +0.011			



FIA WORLD TOURING CAR CHAMPIONSHIP
QUALIFYING 1 - SECTOR ANALYSIS

12 Rob HUFF (GBR)								Lada Granta 1.6T					TC1
LAP	SECTOR 1	SECTOR 2	SECTOR 3	TOTAL LAP	LAP	SECTOR 1	SECTOR 2	SECTOR 3	TOTAL LAP				
1	OUT	-	31.838	252.7	33.296	199.2	1:42.044						
2	20.907	-	30.936	252.3	31.879	200.0	1:23.722						
3	20.754	-	31.088	255.3	31.976	196.9	1:23.818						
4	21.656	-	32.387	176.5	41.421	-	1:35.464						
5	OUT	-	33.107	250.5	34.606	201.1	4:32.100						
IDEAL LAP TIME: 1:23.569				FASTEST LAP: 1:23.722				DIFFERENCE: +0.153					

14 Mikhail KOZLOVSKIY (RUS)								Lada Granta 1.6T					TC1
LAP	SECTOR 1	SECTOR 2	SECTOR 3	TOTAL LAP	LAP	SECTOR 1	SECTOR 2	SECTOR 3	TOTAL LAP				
1	OUT	-	31.861	254.4	33.424	200.3	1:42.468						
2	20.949	-	30.971	254.4	32.304	199.2	1:24.224						
3	21.039	-	31.321	248.0	38.239	-	1:30.599						
4	OUT	-	33.084	251.0	34.705	200.0	6:00.367						
5	20.842	-	31.133	253.6	32.463	199.2	1:24.438						
6	20.990	-	31.234	251.0	36.991	-	1:29.215						
7	OUT	-	34.844	207.5	36.594	200.7	6:20.223						
8	21.105	-	30.884	252.7	32.155	201.9	1:24.144						
IDEAL LAP TIME: 1:23.881				FASTEST LAP: 1:24.144				DIFFERENCE: +0.263					

18 Tiago MONTEIRO (PRT)								Honda Civic WTCC					TC1
LAP	SECTOR 1	SECTOR 2	SECTOR 3	TOTAL LAP	LAP	SECTOR 1	SECTOR 2	SECTOR 3	TOTAL LAP				
1	OUT	-	31.948	244.3	IN	-	1:40.650						
2	OUT	-	38.229	191.6	36.660	202.3	3:47.087						
3	20.740	-	30.987	250.1	31.829	201.1	1:23.556						
4	25.724	-	43.932	178.0	38.295	174.2	1:47.951						
5	25.563	-	35.713	219.3	38.272	188.1	1:39.548						
6	22.684	-	31.869	248.4	34.801	199.2	1:29.354						
7	21.067	-	32.112	226.0	35.731	79.3	1:28.910						
8	OUT	-	31.880	246.8	33.210	202.7	6:36.066						
9	20.561	-	30.645	253.6	31.891	202.7	1:23.097						
IDEAL LAP TIME: 1:23.035				FASTEST LAP: 1:23.097				DIFFERENCE: +0.062					

25 Mehdi BENNANI (MAR)								Honda Civic WTCC					TC1
LAP	SECTOR 1	SECTOR 2	SECTOR 3	TOTAL LAP	LAP	SECTOR 1	SECTOR 2	SECTOR 3	TOTAL LAP				
1	OUT	-	31.396	248.9	32.738	201.1	1:38.596						
2	20.764	-	30.999	247.2	31.807	201.1	1:23.570						
3	20.755	-	30.976	249.7	31.719	201.5	1:23.450						
4	21.971	-	35.532	184.0	40.374	70.8	1:37.877						
5	OUT	-	32.208	246.4	33.384	201.5	13:50.380						
6	20.636	-	30.591	253.1	31.846	203.1	1:23.073						
IDEAL LAP TIME: 1:22.946				FASTEST LAP: 1:23.073				DIFFERENCE: +0.127					



FIA WORLD TOURING CAR CHAMPIONSHIP
QUALIFYING 1 - SECTOR ANALYSIS

27 John FILIPPI (FRA)								SEAT Leon WTCC					TC2
LAP	SECTOR 1	SECTOR 2	SECTOR 3	TOTAL LAP	LAP	SECTOR 1	SECTOR 2	SECTOR 3	TOTAL LAP				
1	OUT	-	51.226	186.3	44.095	186.4	2:44.552						
2	22.180	-	32.791	239.2	34.127	188.4	1:29.098						
3	21.941	-	32.449	239.6	33.855	189.4	1:28.245						
4	21.948	-	32.600	238.8	36.672	-	1:31.220						
IDEAL LAP TIME: 1:28.245				FASTEST LAP: 1:28.245				DIFFERENCE: 0.000					

37 Jose Maria LOPEZ (ARG)								Citroen C-Elysee WTCC					TC1
LAP	SECTOR 1	SECTOR 2	SECTOR 3	TOTAL LAP	LAP	SECTOR 1	SECTOR 2	SECTOR 3	TOTAL LAP				
1	OUT	-	31.950	246.4	33.778	201.5	1:51.492						
2	20.609	-	30.885	251.4	31.938	202.3	1:23.432						
3	20.665	-	30.947	251.4	37.729	-	1:29.341						
4	OUT	-	32.338	245.1	33.082	203.5	6:38.705						
5	20.479	-	30.872	248.4	31.268	203.1	1:22.619						
6	20.723	-	30.928	249.7	1:04.256	-	1:55.907						
IDEAL LAP TIME: 1:22.619				FASTEST LAP: 1:22.619				DIFFERENCE: 0.000					

77 Rene MUNNICH (DEU)								Chevrolet RML Cruze TC1					TC1
LAP	SECTOR 1	SECTOR 2	SECTOR 3	TOTAL LAP	LAP	SECTOR 1	SECTOR 2	SECTOR 3	TOTAL LAP				
1	OUT	-	33.113	242.7	35.313	203.1	1:56.146						
2	22.122	-	33.101	252.7	34.338	201.9	1:29.561						
3	20.652	-	30.653	256.2	32.357	201.5	1:23.662						
4	20.719	-	30.694	254.9	37.228	-	1:28.641						
5	OUT	-	35.731	235.7	34.310	201.9	5:14.696						
6	20.631	-	30.652	255.3	32.163	204.7	1:23.446						
7	20.586	-	30.694	255.3	42.556	-	1:33.836						
IDEAL LAP TIME: 1:23.401				FASTEST LAP: 1:23.446				DIFFERENCE: +0.045					

98 Dusan BORKOVIC (SRB)								Chevrolet RML Cruze TC1					TC1
LAP	SECTOR 1	SECTOR 2	SECTOR 3	TOTAL LAP	LAP	SECTOR 1	SECTOR 2	SECTOR 3	TOTAL LAP				
1	OUT	-	31.706	252.3	34.311	202.7	1:56.883						
2	20.652	-	31.191	248.9	31.954	200.3	1:23.797						
3	21.088	-	31.461	245.5	32.053	198.4	1:24.602						
4	21.618	-	34.818	194.4	40.490	-	1:36.926						
5	OUT	-	31.486	225.6	33.813	204.3	4:20.314						
6	20.446	-	30.679	254.9	31.823	201.9	1:22.948						
7	20.490	-	42.171	160.9	45.521	-	1:48.182						
IDEAL LAP TIME: 1:22.948				FASTEST LAP: 1:22.948				DIFFERENCE: 0.000					



FIA WORLD TOURING CAR CHAMPIONSHIP QUALIFYING 1 - BEST SECTOR SPEEDS

	INTERMEDIATE 1			INTERMEDIATE 2			FINISH LINE					
	NO	NAME	SPEED	LAP	NO	NAME	SPEED	LAP	NO	NAME	SPEED	LAP
1					10	MORBIDELLI	260.3	3	10	MORBIDELLI	205.9	6
2					3	CHILTON	256.6	3	9	LOEB	204.7	6
3					77	MUNNICH	256.2	3	77	MUNNICH	204.7	6
4					12	HUFF	255.3	3	1	MULLER	204.7	4
5					98	BORKOVIC	254.9	6	98	BORKOVIC	204.3	5
6					14	KOZLOVSKIY	254.4	2	3	CHILTON	203.9	3
7					18	MONTEIRO	253.6	9	37	LOPEZ	203.5	4
8					11	THOMPSON	253.1	8	25	BENNANI	203.1	6
9					25	BENNANI	253.1	6	4	CORONEL	203.1	2
10					9	LOEB	252.3	3	18	MONTEIRO	202.7	9
11					5	MICHELISZ	251.8	3	14	KOZLOVSKIY	201.9	8
12					4	CORONEL	251.8	2	2	TARQUINI	201.9	5
13					37	LOPEZ	251.4	3	5	MICHELISZ	201.9	1
14					1	MULLER	250.5	6	11	THOMPSON	201.1	7
15					2	TARQUINI	249.3	5	12	HUFF	201.1	5
16					6	ENGSTLER	242.3	3	6	ENGSTLER	191.2	3
17					27	FILIPPI	239.6	3	8	DI SABATINO	189.8	7
18					8	DI SABATINO	238.4	3	27	FILIPPI	189.4	3



FIA WORLD TOURING CAR CHAMPIONSHIP QUALIFYING 1 - BEST SECTOR TIMES

	SECTOR 1			SECTOR 2			SECTOR 3			IDEAL/BEST LAP COMPARISON					
	NO	TIME	LAP	NO	TIME	LAP	NO	TIME	LAP	NO	NAME	IDEAL	BEST	LAP	DIFF
1	98	20.446	6	10	30.297	6	37	31.268	5	10	MORBIDELLI	1:22.535	1:22.535		0.000
2	1	20.453	6	25	30.591	6	1	31.301	6	1	MULLER	1:22.545	1:22.608		+0.063
3	37	20.479	5	18	30.645	9	9	31.468	6	37	LOPEZ	1:22.619	1:22.619		0.000
4	9	20.489	6	77	30.652	6	4	31.622	2	9	LOEB	1:22.722	1:22.722		0.000
5	10	20.516	6	4	30.667	2	2	31.685	5	25	BENNANI	1:22.946	1:23.073		+0.127
6	18	20.561	9	98	30.679	6	25	31.719	3	98	BORKOVIC	1:22.948	1:22.948		0.000
7	77	20.586	7	9	30.765	6	10	31.722	6	4	CORONEL	1:22.960	1:22.960		0.000
8	25	20.636	6	1	30.791	5	5	31.724	3	18	MONTEIRO	1:23.035	1:23.097		+0.062
9	3	20.660	3	3	30.805	3	98	31.823	6	5	MICHELISZ	1:23.207	1:23.207		0.000
10	5	20.666	3	5	30.817	3	18	31.829	3	3	CHILTON	1:23.354	1:23.354		0.000
11	4	20.671	2	37	30.872	5	12	31.879	2	77	MUNNICH	1:23.401	1:23.446		+0.045
12	11	20.675	8	14	30.884	8	3	31.889	3	2	TARQUINI	1:23.527	1:23.527		0.000
13	12	20.754	3	11	30.926	8	11	32.093	2	12	HUFF	1:23.569	1:23.722		+0.153
14	2	20.802	5	12	30.936	2	14	32.155	8	11	THOMPSON	1:23.694	1:23.705		+0.011
15	14	20.842	5	2	31.040	5	77	32.163	6	14	KOZLOVSKIY	1:23.881	1:24.144		+0.263
16	6	21.648	2	27	32.449	3	6	33.378	2	6	ENGSTLER	1:27.482	1:27.550		+0.068
17	8	21.865	6	6	32.456	3	27	33.855	3	27	FILIPPI	1:28.245	1:28.245		0.000
18	27	21.941	3	8	32.780	4	8	34.021	3	8	DI SABATINO	1:28.666	1:28.901		+0.235

'Perfect Lap' - 1:22.011



FIA WORLD TOURING CAR CHAMPIONSHIP QUALIFYING 2 - PROVISIONAL CLASSIFICATION

NO	CL	DRIVER	NAT	CAR	TIME	ON	LAPS	GAP	DIFF	KM/H
1	1	TC1 Yvan MULLER	FRA	Citroen C-Elysee WTCC	1:22.085	5	6			185.99
2	4	TC1 Tom CORONEL	NLD	Chevrolet RML Cruze TC1	1:22.168	4	6	0.083	0.083	185.80
3	10	TC1 Gianni MORBIDELLI	ITA	Chevrolet RML Cruze TC1	1:22.281	2	6	0.196	0.113	185.55
4	9	TC1 Sebastien LOEB	FRA	Citroen C-Elysee WTCC	1:22.371	2	7	0.286	0.090	185.35
5	37	TC1 Jose Maria LOPEZ	ARG	Citroen C-Elysee WTCC	1:22.471	2	7	0.386	0.100	185.12
6	3	TC1 Tom CHILTON	GBR	Chevrolet RML Cruze TC1	1:22.565	5	6	0.480	0.094	184.91
7	18	TC1 Tiago MONTEIRO	PRT	Honda Civic WTCC	1:22.790	2	7	0.705	0.225	184.41
8	25	TC1 Mehdi BENNANI	MAR	Honda Civic WTCC	1:22.866	5	6	0.781	0.076	184.24
9	5	TC1 Norbert MICHELISZ	HUN	Honda Civic WTCC	1:22.871	5	6	0.786	0.005	184.23
10	2	TC1 Gabriele TARQUINI	ITA	Honda Civic WTCC	1:22.929	2	6	0.844	0.058	184.10
11	77	TC1 Rene MUNNICH	DEU	Chevrolet RML Cruze TC1	1:23.363	2	8	1.278	0.434	183.14
12	98	TC1 Dusan BORKOVIC	SRB	Chevrolet RML Cruze TC1			1			

For Media Information Purposes - No Regulatory Value.

Salzburgring
Circuit Length: 4.241 km / 2.635 miles
Start: 15:12 Flag: 15:32

Weather/Track: Sun 20C / Dry 37C

Race Director	Steward:	Timekeeper	Posted at:
---------------	----------	------------	------------

www.mstworld.com

Printed - 15:35 Saturday, 24 May 2014



WTCC Race of Austria – Salzburgring – 24 / 25 May 2014
www.fiawtcc.com

FIA WORLD TOURING CAR CHAMPIONSHIP QUALIFYING 2 RESULT

NO	CL	DRIVER	NAT	CAR	TIME	ON	LAPS	GAP	DIFF	KM/H
1	1	TC1 Yvan MULLER	FRA	Citroen C-Elysee WTCC	1:22.085	5	6			185.99
2	4	TC1 Tom CORONEL	NLD	Chevrolet RML Cruze TC1	1:22.168	4	6	0.083	0.083	185.80
3	10	TC1 Gianni MORBIDELLI	ITA	Chevrolet RML Cruze TC1	1:22.281	2	6	0.196	0.113	185.55
4	9	TC1 Sebastien LOEB	FRA	Citroen C-Elysee WTCC	1:22.371	2	7	0.286	0.090	185.35
5	37	TC1 Jose Maria LOPEZ	ARG	Citroen C-Elysee WTCC	1:22.471	2	7	0.386	0.100	185.12
6	3	TC1 Tom CHILTON	GBR	Chevrolet RML Cruze TC1	1:22.565	5	6	0.480	0.094	184.91
7	18	TC1 Tiago MONTEIRO	PRT	Honda Civic WTCC	1:22.790	2	7	0.705	0.225	184.41
8	25	TC1 Mehdi BENNANI	MAR	Honda Civic WTCC	1:22.866	5	6	0.781	0.076	184.24
9	5	TC1 Norbert MICHELISZ	HUN	Honda Civic WTCC	1:22.871	5	6	0.786	0.005	184.23
10	2	TC1 Gabriele TARQUINI	ITA	Honda Civic WTCC	1:22.929	2	6	0.844	0.058	184.10
11	77	TC1 Rene MUNNICH	DEU	Chevrolet RML Cruze TC1	1:23.363	2	8	1.278	0.434	183.14
12	98	TC1 Dusan BORKOVIC	SRB	Chevrolet RML Cruze TC1			1			

Weather/Track: Sun 20C / Dry 37C

Salzburgring
Circuit Length: 4.241 km / 2.635 miles
Start: 15:12 Flag: 15:32

Steward	Steward:	Steward
---------	----------	---------

www.mstworld.com

Printed -18:44 Saturday, 24 May 2014



WTCC Race of Austria – Salzburgring – 24 / 25 May 2014
www.fiawtcc.com

FIA WORLD TOURING CAR CHAMPIONSHIP
QUALIFYING 2 - SECTOR ANALYSIS

1 Yvan MULLER (FRA)								Citroen C-Elysee WTCC					TC1		
LAP	SECTOR 1	SECTOR 2	SECTOR 3	TOTAL LAP	LAP	SECTOR 1	SECTOR 2	SECTOR 3	TOTAL LAP						
1	OUT	-	33.309	246.8	33.126	205.1	1:43.630	4	OUT	-	47.948	102.5	41.638	206.3	11:18.291
2	20.346	-	30.579	252.3	31.443	204.7	1:22.368	5	20.452	-	30.521	252.7	31.112	203.1	1:22.085
3	22.633	-	39.439	173.4	53.663	-	1:55.735	6	20.376	-	30.799	218.3	43.408	-	1:34.583
IDEAL LAP TIME: 1:21.979				FASTEST LAP: 1:22.085				DIFFERENCE: +0.106							

2 Gabriele TARQUINI (ITA)								Honda Civic WTCC					TC1		
LAP	SECTOR 1	SECTOR 2	SECTOR 3	TOTAL LAP	LAP	SECTOR 1	SECTOR 2	SECTOR 3	TOTAL LAP						
1	OUT	-	34.655	223.9	32.927	201.9	1:39.813	4	OUT	-	47.683	110.4	39.240	204.3	11:19.705
2	20.670	-	30.665	254.4	31.594	201.9	1:22.929	5	20.541	-	30.837	249.3	31.577	203.1	1:22.955
3	21.564	-	36.169	164.7	53.672	-	1:51.405	6	20.757	-	31.867	162.3	49.948	-	1:42.572
IDEAL LAP TIME: 1:22.783				FASTEST LAP: 1:22.929				DIFFERENCE: +0.146							

3 Tom CHILTON (GBR)								Chevrolet RML Cruze TC1					TC1		
LAP	SECTOR 1	SECTOR 2	SECTOR 3	TOTAL LAP	LAP	SECTOR 1	SECTOR 2	SECTOR 3	TOTAL LAP						
1	OUT	-	36.343	243.9	34.453	207.9	1:53.826	4	OUT	-	31.980	255.8	33.750	207.9	10:36.908
2	20.526	-	30.240	259.8	31.830	203.9	1:22.596	5	20.416	-	30.235	259.4	31.914	203.9	1:22.565
3	24.598	-	38.176	192.4	53.741	-	1:56.515	6	20.570	-	30.539	255.8	39.397	-	1:30.506
IDEAL LAP TIME: 1:22.481				FASTEST LAP: 1:22.565				DIFFERENCE: +0.084							

4 Tom CORONEL (NLD)								Chevrolet RML Cruze TC1					TC1		
LAP	SECTOR 1	SECTOR 2	SECTOR 3	TOTAL LAP	LAP	SECTOR 1	SECTOR 2	SECTOR 3	TOTAL LAP						
1	OUT	-	41.998	242.3	32.169	207.1	1:58.650	4	20.353	-	30.381	255.3	31.434	206.3	1:22.168
2	20.425	-	30.565	255.3	55.301	-	1:46.291	5	20.495	-	30.420	256.2	31.533	206.3	1:22.448
3	OUT	-	52.505	-	40.222	207.5	12:33.094	6	25.477	-	41.696	154.5	1:02.301	-	2:09.474
IDEAL LAP TIME: 1:22.168				FASTEST LAP: 1:22.168				DIFFERENCE: 0.000							

5 Norbert MICHELISZ (HUN)								Honda Civic WTCC					TC1		
LAP	SECTOR 1	SECTOR 2	SECTOR 3	TOTAL LAP	LAP	SECTOR 1	SECTOR 2	SECTOR 3	TOTAL LAP						
1	OUT	-	32.840	233.1	32.551	202.3	1:39.085	4	OUT	-	32.653	165.1	39.250	204.7	11:23.595
2	20.625	-	30.951	252.3	31.503	199.2	1:23.079	5	20.646	-	30.709	253.6	31.516	201.5	1:22.871
3	20.918	-	36.652	169.2	52.223	-	1:49.793	6	20.640	-	30.804	241.5	41.014	-	1:32.458
IDEAL LAP TIME: 1:22.837				FASTEST LAP: 1:22.871				DIFFERENCE: +0.034							



**FIA WORLD TOURING CAR CHAMPIONSHIP
QUALIFYING 2 - SECTOR ANALYSIS**

9 Sebastien LOEB (FRA)										Citroen C-Elysee WTCC					TC1		
LAP	SECTOR 1	SECTOR 2	SECTOR 3	TOTAL LAP	LAP	SECTOR 1	SECTOR 2	SECTOR 3	TOTAL LAP	LAP	SECTOR 1	SECTOR 2	SECTOR 3	TOTAL LAP			
1	OUT	-	36.719	233.9	35.614	204.7	1:52.096			5	20.437	-	30.845	249.3	31.436	204.3	1:22.718
2	20.394	-	30.606	251.8	31.371	203.1	1:22.371			6	20.334	-	31.029	249.3	31.538	203.9	1:22.901
3	23.590	-	39.100	183.8	52.487	-	1:55.177			7	24.287	-	43.196	155.5	45.374	-	1:52.857
4	OUT	-	33.049	246.8	33.565	204.3	10:36.203										
IDEAL LAP TIME: 1:22.311					FASTEST LAP: 1:22.371					DIFFERENCE: +0.060							

10 Gianni MORBIDELLI (ITA)										Chevrolet RML Cruze TC1					TC1		
LAP	SECTOR 1	SECTOR 2	SECTOR 3	TOTAL LAP	LAP	SECTOR 1	SECTOR 2	SECTOR 3	TOTAL LAP	LAP	SECTOR 1	SECTOR 2	SECTOR 3	TOTAL LAP			
1	OUT	-	36.855	246.8	34.519	205.9	1:53.370			4	OUT	-	32.174	248.0	34.725	206.3	10:36.523
2	20.537	-	30.203	258.4	31.541	206.3	1:22.281			5	20.446	-	30.238	259.4	31.661	205.5	1:22.345
3	23.658	-	38.842	189.9	53.334	-	1:55.834			6	24.434	-	33.081	238.0	40.535	-	1:38.050
IDEAL LAP TIME: 1:22.190					FASTEST LAP: 1:22.281					DIFFERENCE: +0.091							

18 Tiago MONTEIRO (PRT)										Honda Civic WTCC					TC1		
LAP	SECTOR 1	SECTOR 2	SECTOR 3	TOTAL LAP	LAP	SECTOR 1	SECTOR 2	SECTOR 3	TOTAL LAP	LAP	SECTOR 1	SECTOR 2	SECTOR 3	TOTAL LAP			
1	OUT	-	34.051	221.9	32.245	203.1	1:40.615			5	20.685	-	30.794	250.5	31.660	203.5	1:23.139
2	20.547	-	30.602	254.4	31.641	201.9	1:22.790			6	27.324	-	37.263	184.7	35.914	204.3	1:40.501
3	21.702	-	35.868	169.2	54.544	-	1:52.114			7	20.720	-	33.995	188.9	46.593	-	1:41.308
4	OUT	-	47.231	112.2	39.828	204.3	11:19.345										
IDEAL LAP TIME: 1:22.790					FASTEST LAP: 1:22.790					DIFFERENCE: 0.000							

25 Mehdi BENNANI (MAR)										Honda Civic WTCC					TC1		
LAP	SECTOR 1	SECTOR 2	SECTOR 3	TOTAL LAP	LAP	SECTOR 1	SECTOR 2	SECTOR 3	TOTAL LAP	LAP	SECTOR 1	SECTOR 2	SECTOR 3	TOTAL LAP			
1	OUT	-	32.621	245.5	32.318	201.5	1:38.374			4	OUT	-	38.266	110.1	40.635	205.1	11:25.948
2	20.717	-	30.944	248.4	31.571	202.7	1:23.232			5	20.641	-	30.688	254.9	31.537	201.1	1:22.866
3	20.626	-	36.808	168.8	51.006	-	1:48.440			6	20.706	-	30.735	253.6	38.553	69.6	1:29.994
IDEAL LAP TIME: 1:22.851					FASTEST LAP: 1:22.866					DIFFERENCE: +0.015							

37 Jose Maria LOPEZ (ARG)										Citroen C-Elysee WTCC					TC1		
LAP	SECTOR 1	SECTOR 2	SECTOR 3	TOTAL LAP	LAP	SECTOR 1	SECTOR 2	SECTOR 3	TOTAL LAP	LAP	SECTOR 1	SECTOR 2	SECTOR 3	TOTAL LAP			
1	OUT	-	34.567	251.0	32.704	204.3	1:47.787			5	20.216	-	30.774	251.8	31.489	203.9	1:22.479
2	20.515	-	30.657	251.4	31.299	204.7	1:22.471			6	20.453	-	30.737	252.3	31.374	204.3	1:22.564
3	25.472	-	39.447	183.1	52.739	-	1:57.658			7	24.573	-	40.139	189.4	43.404	70.8	1:48.116
4	OUT	-	32.832	247.6	33.941	205.9	10:38.948										
IDEAL LAP TIME: 1:22.172					FASTEST LAP: 1:22.471					DIFFERENCE: +0.299							



**FIA WORLD TOURING CAR CHAMPIONSHIP
QUALIFYING 2 - SECTOR ANALYSIS**

77 Rene MUNNICH (DEU)								Chevrolet RML Cruze TC1					TC1
LAP	SECTOR 1	SECTOR 2	SECTOR 3	TOTAL LAP	LAP	SECTOR 1	SECTOR 2	SECTOR 3	TOTAL LAP				
1	OUT	-	37.186	253.1	35.019	204.3	1:55.175						
2	20.799	-	30.316	258.0	32.248	204.3	1:23.363						
3	25.164	-	37.307	186.8	53.873	-	1:56.344						
4	OUT	-	32.036	252.7	35.023	205.5	10:34.247						
IDEAL LAP TIME: 1:23.096				FASTEST LAP: 1:23.363				DIFFERENCE: +0.267					

98 Dusan BORKOVIC (SRB)								Chevrolet RML Cruze TC1					TC1
LAP	SECTOR 1	SECTOR 2	SECTOR 3	TOTAL LAP	LAP	SECTOR 1	SECTOR 2	SECTOR 3	TOTAL LAP				
1	OUT	-	37.081	247.6	33.063	204.3	1:57.484						
IDEAL LAP TIME:				FASTEST LAP:				DIFFERENCE: 0.000					



FIA WORLD TOURING CAR CHAMPIONSHIP QUALIFYING 2 - BEST SECTOR SPEEDS

INTERMEDIATE 1				INTERMEDIATE 2				FINISH LINE				
	NO	NAME	SPEED	LAP	NO	NAME	SPEED	LAP	NO	NAME	SPEED	LAP
1					3	CHILTON	259.8	2	3	CHILTON	207.9	4
2					10	MORBIDELLI	259.4	5	4	CORONEL	207.5	3
3					77	MUNNICH	258.0	2	10	MORBIDELLI	206.3	4
4					4	CORONEL	256.2	5	1	MULLER	206.3	4
5					25	BENNANI	254.9	5	37	LOPEZ	205.9	4
6					2	TARQUINI	254.4	2	77	MUNNICH	205.5	4
7					18	MONTEIRO	254.4	2	25	BENNANI	205.1	4
8					5	MICHELISZ	253.6	5	5	MICHELISZ	204.7	4
9					1	MULLER	252.7	5	9	LOEB	204.7	1
10					37	LOPEZ	252.3	6	18	MONTEIRO	204.3	6
11					9	LOEB	251.8	2	2	TARQUINI	204.3	4
12					98	BORKOVIC	247.6	1	98	BORKOVIC	204.3	1



FIA WORLD TOURING CAR CHAMPIONSHIP QUALIFYING 2 - BEST SECTOR TIMES

	SECTOR 1			SECTOR 2			SECTOR 3			IDEAL/BEST LAP COMPARISON					
	NO	TIME	LAP	NO	TIME	LAP	NO	TIME	LAP	NO	NAME	IDEAL	BEST	LAP	DIFF
1	37	20.216	5	10	30.203	2	1	31.112	5	1	MULLER	1:21.979	1:22.085		+0.106
2	9	20.334	6	3	30.235	5	37	31.299	2	4	CORONEL	1:22.168	1:22.168		0.000
3	1	20.346	2	77	30.316	2	9	31.371	2	37	LOPEZ	1:22.172	1:22.471		+0.299
4	4	20.353	4	4	30.381	4	4	31.434	4	10	MORBIDELLI	1:22.190	1:22.281		+0.091
5	98	20.400	2	98	30.420	2	5	31.503	2	9	LOEB	1:22.311	1:22.371		+0.060
6	3	20.416	5	1	30.521	5	25	31.537	5	3	CHILTON	1:22.481	1:22.565		+0.084
7	10	20.446	5	18	30.602	2	10	31.541	2	2	TARQUINI	1:22.783	1:22.929		+0.146
8	77	20.532	5	9	30.606	2	2	31.577	5	18	MONTEIRO	1:22.790	1:22.790		0.000
9	2	20.541	5	37	30.657	2	18	31.641	2	5	MICHELISZ	1:22.837	1:22.871		+0.034
10	18	20.547	2	2	30.665	2	3	31.830	2	25	BENNANI	1:22.851	1:22.866		+0.015
11	5	20.625	2	25	30.688	5	77	32.248	2	77	MUNNICH	1:23.096	1:23.363		+0.267
12	25	20.626	3	5	30.709	5	98	33.063	1	98	BORKOVIC	1:23.883			

'Perfect Lap' - 1:21.531



FIA WORLD TOURING CAR CHAMPIONSHIP QUALIFYING 3 - PROVISIONAL CLASSIFICATION

NO	CL	DRIVER	NAT	CAR	TIME	ON	LAPS	GAP	DIFF	KM/H
1	10	TC1 Gianni MORBIDELLI	ITA	Chevrolet RML Cruze TC1	1:22.137	2	2			185.87
2	1	TC1 Yvan MULLER	FRA	Citroen C-Elysee WTCC	1:22.186	2	2	0.049	0.049	185.76
3	9	TC1 Sebastien LOEB	FRA	Citroen C-Elysee WTCC	1:22.363	2	2	0.226	0.177	185.36
4	4	TC1 Tom CORONEL	NLD	Chevrolet RML Cruze TC1	1:22.432	2	2	0.295	0.069	185.21
5	37	TC1 Jose Maria LOPEZ	ARG	Citroen C-Elysee WTCC	1:22.507	2	2	0.370	0.075	185.04

For Media Information Purposes - No Regulatory Value.

Salzburgring
Circuit Length: 4.241 km / 2.635 miles
Start: 15:38 Flag: 15:51

Weather/Track: Cloud 19C / Dry 28C

Race Director	Steward:	Timekeeper	Posted at:
---------------	----------	------------	------------

www.mstworld.com

Printed - 15:55 Saturday, 24 May 2014



WTCC Race of Austria – Salzburgring – 24 / 25 May 2014
www.fiawtcc.com

FIA WORLD TOURING CAR CHAMPIONSHIP QUALIFYING 3 RESULT

NO	CL	DRIVER	NAT	CAR	TIME	ON	LAPS	GAP	DIFF	KM/H
1	10	TC1 Gianni MORBIDELLI	ITA	Chevrolet RML Cruze TC1	1:22.137	2	2			185.87
2	1	TC1 Yvan MULLER	FRA	Citroen C-Elysee WTCC	1:22.186	2	2	0.049	0.049	185.76
3	9	TC1 Sebastien LOEB	FRA	Citroen C-Elysee WTCC	1:22.363	2	2	0.226	0.177	185.36
4	4	TC1 Tom CORONEL	NLD	Chevrolet RML Cruze TC1	1:22.432	2	2	0.295	0.069	185.21
5	37	TC1 Jose Maria LOPEZ	ARG	Citroen C-Elysee WTCC	1:22.507	2	2	0.370	0.075	185.04

Weather/Track: Cloud 19C / Dry 28C

Salzburgring
Circuit Length: 4.241 km / 2.635 miles
Start: 15:38 Flag: 15:51

Steward	Steward:	Steward
---------	----------	---------

www.mstworld.com

Printed -18:46 Saturday, 24 May 2014



WTCC Race of Austria – Salzburgring – 24 / 25 May 2014
www.fiawtcc.com

FIA WORLD TOURING CAR CHAMPIONSHIP QUALIFYING 3 - SECTOR ANALYSIS

1 Yvan MULLER (FRA)						Citroen C-Elysee WTCC						TC1					
LAP	SECTOR 1	SECTOR 2	SECTOR 3	TOTAL LAP	LAP	SECTOR 1	SECTOR 2	SECTOR 3	TOTAL LAP								
1	OUT	-	36.261	209.3	33.862	205.5	10:48.154			2	20.393	-	30.646	248.4	31.147	204.3	1:22.186
IDEAL LAP TIME: 1:22.186						FASTEST LAP: 1:22.186						DIFFERENCE: 0.000					

4 Tom CORONEL (NLD)						Chevrolet RML Cruze TC1						TC1					
LAP	SECTOR 1	SECTOR 2	SECTOR 3	TOTAL LAP	LAP	SECTOR 1	SECTOR 2	SECTOR 3	TOTAL LAP								
1	OUT	-	37.929	178.6	34.912	206.7	8:34.899			2	20.427	-	30.702	248.0	31.303	206.3	1:22.432
IDEAL LAP TIME: 1:22.432						FASTEST LAP: 1:22.432						DIFFERENCE: 0.000					

9 Sebastien LOEB (FRA)						Citroen C-Elysee WTCC						TC1					
LAP	SECTOR 1	SECTOR 2	SECTOR 3	TOTAL LAP	LAP	SECTOR 1	SECTOR 2	SECTOR 3	TOTAL LAP								
1	OUT	-	38.602	236.1	33.886	205.1	4:07.425			2	20.439	-	30.651	248.9	31.273	205.9	1:22.363
IDEAL LAP TIME: 1:22.363						FASTEST LAP: 1:22.363						DIFFERENCE: 0.000					

10 Gianni MORBIDELLI (ITA)						Chevrolet RML Cruze TC1						TC1					
LAP	SECTOR 1	SECTOR 2	SECTOR 3	TOTAL LAP	LAP	SECTOR 1	SECTOR 2	SECTOR 3	TOTAL LAP								
1	OUT	-	31.971	243.5	33.662	208.3	6:19.491			2	20.382	-	30.309	254.9	31.446	206.7	1:22.137
IDEAL LAP TIME: 1:22.137						FASTEST LAP: 1:22.137						DIFFERENCE: 0.000					

37 Jose Maria LOPEZ (ARG)						Citroen C-Elysee WTCC						TC1					
LAP	SECTOR 1	SECTOR 2	SECTOR 3	TOTAL LAP	LAP	SECTOR 1	SECTOR 2	SECTOR 3	TOTAL LAP								
1	OUT	-	32.607	244.7	32.717	204.3	1:34.549			2	20.433	-	30.703	248.9	31.371	204.7	1:22.507
IDEAL LAP TIME: 1:22.507						FASTEST LAP: 1:22.507						DIFFERENCE: 0.000					



FIA WORLD TOURING CAR CHAMPIONSHIP QUALIFYING 3 - BEST SECTOR SPEEDS

	INTERMEDIATE 1			INTERMEDIATE 2			FINISH LINE					
	NO	NAME	SPEED	LAP	NO	NAME	SPEED	LAP	NO	NAME	SPEED	LAP
1					10	MORBIDELLI	254.9	2	10	MORBIDELLI	208.3	1
2					9	LOEB	248.9	2	4	CORONEL	206.7	1
3					37	LOPEZ	248.9	2	9	LOEB	205.9	2
4					1	MULLER	248.4	2	1	MULLER	205.5	1
5					4	CORONEL	248.0	2	37	LOPEZ	204.7	2



FIA WORLD TOURING CAR CHAMPIONSHIP QUALIFYING 3 - BEST SECTOR TIMES

	SECTOR 1			SECTOR 2			SECTOR 3			IDEAL/BEST LAP COMPARISON					
	NO	TIME	LAP	NO	TIME	LAP	NO	TIME	LAP	NO	NAME	IDEAL	BEST	LAP	DIFF
1	10	20.382	2	10	30.309	2	1	31.147	2	10	MORBIDELLI	1:22.137	1:22.137		0.000
2	1	20.393	2	1	30.646	2	9	31.273	2	1	MULLER	1:22.186	1:22.186		0.000
3	4	20.427	2	9	30.651	2	4	31.303	2	9	LOEB	1:22.363	1:22.363		0.000
4	37	20.433	2	4	30.702	2	37	31.371	2	4	CORONEL	1:22.432	1:22.432		0.000
5	9	20.439	2	37	30.703	2	10	31.446	2	37	LOPEZ	1:22.507	1:22.507		0.000

'Perfect Lap' - 1:21.838



FIA WORLD TOURING CAR CHAMPIONSHIP
COMBINED QUALIFYING - PROVISIONAL CLASSIFICATION

NO	CL	DRIVER	NAT	CAR	QUALIFYING 1	QUALIFYING 2	QUALIFYING 3
1	10	TC1 Gianni MORBIDELLI	ITA	Chevrolet RML Cruze TC1	1:22.535	1:22.281	1:22.137
2	1	TC1 Yvan MULLER	FRA	Citroen C-Elysee WTCC	1:22.608	1:22.085	1:22.186
3	9	TC1 Sebastien LOEB	FRA	Citroen C-Elysee WTCC	1:22.722	1:22.371	1:22.363
4	4	TC1 Tom CORONEL	NLD	Chevrolet RML Cruze TC1	1:22.960	1:22.168	1:22.432
5	37	TC1 Jose Maria LOPEZ	ARG	Citroen C-Elysee WTCC	1:22.619	1:22.471	1:22.507
6	3	TC1 Tom CHILTON	GBR	Chevrolet RML Cruze TC1	1:23.354	1:22.565	
7	18	TC1 Tiago MONTEIRO	PRT	Honda Civic WTCC	1:23.097	1:22.790	
8	25	TC1 Mehdi BENNANI	MAR	Honda Civic WTCC	1:23.073	1:22.866	
9	5	TC1 Norbert MICHELISZ	HUN	Honda Civic WTCC	1:23.207	1:22.871	
10	2	TC1 Gabriele TARQUINI	ITA	Honda Civic WTCC	1:23.527	1:22.929	
11	77	TC1 Rene MUNNICH	DEU	Chevrolet RML Cruze TC1	1:23.446	1:23.363	
12	98	TC1 Dusan BORKOVIC	SRB	Chevrolet RML Cruze TC1	1:22.948		
13	11	TC1 James THOMPSON	GBR	Lada Granta 1.6T	1:23.705		
14	12	TC1 Rob HUFF	GBR	Lada Granta 1.6T	1:23.722		
15	14	TC1 Mikhail KOZLOVSKIY	RUS	Lada Granta 1.6T	1:24.144		
16	6	TC2 Franz ENGSTLER	DEU	BMW E90 320 TC	1:27.550		
17	27	TC2 John FILIPPI	FRA	SEAT Leon WTCC	1:28.245		
18	8	TC2 Pasquale DI SABATINO	ITA	BMW E90 320 TC	1:28.901		
19	7	TC1 Hugo VALENTE	FRA	Chevrolet RML Cruze TC1			

QUALIFICATION MAXIMA OF CLASS (107%)

(TC1 1:28.312) (TC2 1:33.678)

For Media Information Purposes - No Regulatory Value.

Weather/Track: Cloud 19C / Dry 28C

Salzburgring
Circuit Length: 4.241 km / 2.635 miles
Start: 15:38 End: 15:51

Race Director	Steward:	Timekeeper	Issued at:
---------------	----------	------------	------------

www.mstworld.com

Printed - 15:55 Saturday, 24 May 2014



WTCC Race of Austria – Salzburgring – 24 / 25 May 2014
www.fiawtcc.com

**FIA WORLD TOURING CAR CHAMPIONSHIP
COMBINED QUALIFYING RESULT**

NO	CL	DRIVER	NAT	CAR	QUALIFYING 1	QUALIFYING 2	QUALIFYING 3
1	10	TC1 Gianni MORBIDELLI	ITA	Chevrolet RML Cruze TC1	1:23.283	1:22.281	1:22.137
2	1	TC1 Yvan MULLER	FRA	Citroen C-Elysee WTCC	1:22.608	1:22.085	1:22.186
3	9	TC1 Sebastien LOEB	FRA	Citroen C-Elysee WTCC	1:22.722	1:22.371	1:22.363
4	4	TC1 Tom CORONEL	NLD	Chevrolet RML Cruze TC1	1:22.960	1:22.168	1:22.432
5	37	TC1 Jose Maria LOPEZ	ARG	Citroen C-Elysee WTCC	1:22.619	1:22.471	1:22.507
6	3	TC1 Tom CHILTON	GBR	Chevrolet RML Cruze TC1	1:23.354	1:22.565	
7	18	TC1 Tiago MONTEIRO	PRT	Honda Civic WTCC	1:23.097	1:22.790	
8	25	TC1 Mehdi BENNANI	MAR	Honda Civic WTCC	1:23.073	1:22.866	
9	5	TC1 Norbert MICHELISZ	HUN	Honda Civic WTCC	1:23.207	1:22.871	
10	2	TC1 Gabriele TARQUINI	ITA	Honda Civic WTCC	1:23.527	1:22.929	
11	77	TC1 Rene MUNNICH	DEU	Chevrolet RML Cruze TC1	1:23.446	1:23.363	
12	98	TC1 Dusan BORKOVIC	SRB	Chevrolet RML Cruze TC1	1:22.948		
13	11	TC1 James THOMPSON	GBR	Lada Granta 1.6T	1:23.705		
14	12	TC1 Rob HUFF	GBR	Lada Granta 1.6T	1:23.722		
15	14	TC1 Mikhail KOZLOVSKIY	RUS	Lada Granta 1.6T	1:24.144		
16	6	TC2 Franz ENGSTLER	DEU	BMW E90 320 TC	1:27.550		
17	27	TC2 John FILIPPI	FRA	SEAT Leon WTCC	1:28.245		
18	8	TC2 Pasquale DI SABATINO	ITA	BMW E90 320 TC	1:28.901		

QUALIFICATION MAXIMA OF CLASS (107%)

(TC1 1:28.390) (TC2 1:33.678)

Car 7 did not participate

Weather/Track: Cloud 19C / Dry 28C

Salzburgring

Circuit Length: 4.241 km / 2.635 miles

Start: 15:38 End: 15:51

Steward	Steward:	Steward
---------	----------	---------

www.mstworld.com

Printed - 18:51 Saturday, 24 May 2014




WTCC Race of Austria – Salzburgring – 24 / 25 May 2014

www.fiawtcc.com

FIA WORLD TOURING CAR CHAMPIONSHIP RACE 1 - PROVISIONAL STARTING GRID

ROW	Driver	Driver
10	18 27 FILIPPI	19 7 VALENTE
9	16 11 THOMPSON	17 14 KOZLOVSKIY
8	14 6 ENGSTLER	15 8 DI SABATINO
7	12 98 BORKOVIC	13 12 HUFF
6	10 2 TARQUINI	11 77 MUNNICH
5	8 25 BENNANI	9 5 MICHELISZ
4	6 10 MORBIDELLI	7 18 MONTEIRO
3	4 37 LOPEZ	5 3 CHILTON
2	2 9 LOEB	3 4 CORONEL
1		1 1 MULLER

POLE



Car 10, 5 place penalty, Stewards' decision 4 refers.

Cars 11 & 14, back of grid, Stewards' decision 2 & 3 refer.

Car 7 allowed to start, Stewards' decision 6 refers.

Car 27, back of grid, engine change. Stewards' decision 7 refers.

Salzburgring

Circuit Length: 4.241 km / 2.635 miles

Race Director:	Steward:	Timekeeper:
----------------	----------	-------------

www.mstworld.com

Printed - 9:13 Sunday, 25 May 2014



WTCC Race of Austria – Salzburgring – 24 / 25 May 2014

www.fiawtcc.com

FIA WORLD TOURING CAR CHAMPIONSHIP RACE 1 - FINAL STARTING GRID

ROW	Driver	Driver
10	18 27 FILIPPI	19 7 VALENTE
9	16 11 THOMPSON	17 14 KOZLOVSKIY
8	14 6 ENGSTLER	15 8 DI SABATINO
7	12 98 BORKOVIC	13 12 HUFF
6	10 2 TARQUINI	11 77 MUNNICH
5	8 25 BENNANI	9 5 MICHELISZ
4	6 10 MORBIDELLI	7 18 MONTEIRO
3	4 37 LOPEZ	5 3 CHILTON
2	2 9 LOEB	3 4 CORONEL
1		1 1 MULLER
		POLE

Car 10, 5 place penalty, Stewards' decision 4 refers.

Cars 11 & 14, back of grid, Stewards' decision 2 & 3 refer.

Car 7 allowed to start, Stewards' decision 6 refers.

Car 27, back of grid, engine change. Stewards' decision 7 refers.

Salzburgring

Circuit Length: 4.241 km / 2.635 miles

Race Director:	Steward:	Timekeeper:
----------------	----------	-------------

www.mstworld.com

Printed - 9:15 Sunday, 25 May 2014



WTCC Race of Austria – Salzburgring – 24 / 25 May 2014

www.fiawtcc.com

FIA WORLD TOURING CAR CHAMPIONSHIP
RACE 1 - PROVISIONAL CLASSIFICATION

NO	CL	DRIVER	NAT	CAR	TIME	LAPS	GAP	DIFF	KM/H	BEST	ON
1	1	TC1 Yvan MULLER	FRA	Citroen C-Elysee WTCC	20:56.737	15			182.22	1:22.757	3
2	4	TC1 Tom CORONEL	NLD	Chevrolet RML Cruze TC1	21:00.577	15	3.840	3.840	181.67	1:23.066	2
3	37	TC1 Jose Maria LOPEZ	ARG	Citroen C-Elysee WTCC	21:01.013	15	4.276	0.436	181.61	1:22.571	2
4	9	TC1 Sebastien LOEB	FRA	Citroen C-Elysee WTCC	21:02.164	15	5.427	1.151	181.44	1:22.993	3
5	18	TC1 Tiago MONTEIRO	PRT	Honda Civic WTCC	21:09.140	15	12.403	6.976	180.44	1:23.508	3
6	3	TC1 Tom CHILTON	GBR	Chevrolet RML Cruze TC1	21:09.682	15	12.945	0.542	180.37	1:23.465	4
7	25	TC1 Mehdi BENNANI	MAR	Honda Civic WTCC	21:10.303	15	13.566	0.621	180.28	1:23.532	3
8	2	TC1 Gabriele TARQUINI	ITA	Honda Civic WTCC	21:11.605	15	14.868	1.302	180.09	1:23.511	3
9	5	TC1 Norbert MICHELISZ	HUN	Honda Civic WTCC	21:12.409	15	15.672	0.804	179.98	1:23.651	3
10	10	TC1 Gianni MORBIDELLI	ITA	Chevrolet RML Cruze TC1	21:12.921	15	16.184	0.512	179.91	1:23.601	3
11	77	TC1 Rene MUNNICH	DEU	Chevrolet RML Cruze TC1	21:22.711	15	25.974	9.790	178.53	1:23.656	4
12	12	TC1 Rob HUFF	GBR	Lada Granta 1.6T	21:24.515	15	27.778	1.804	178.28	1:24.145	2
13	11	TC1 James THOMPSON	GBR	Lada Granta 1.6T	21:28.015	15	31.278	3.500	177.80	1:24.275	3
14	14	TC1 Mikhail KOZLOVSKIY	RUS	Lada Granta 1.6T	21:38.661	15	41.924	10.646	176.34	1:25.174	4
15	6	TC2 Franz ENGSTLER	DEU	BMW E90 320 TC	22:16.988	15	1:20.251	38.327	171.29	1:27.726	4
16	27	TC2 John FILIPPI	FRA	SEAT Leon WTCC	21:05.171	14	1 Lap		168.94	1:28.632	3
17	8	TC2 Pasquale DI SABATINO	ITA	BMW E90 320 TC	21:08.502	14	1 Lap	3.331	168.50	1:28.919	6

NOT CLASSIFIED

D.N.F.	98	TC1 Dusan BORKOVIC	SRB	Chevrolet RML Cruze TC1	17:09.424	5	10 Laps		74.15	1:23.250	4
N.C.F.	7	TC1 Hugo VALENTE	FRA	Chevrolet RML Cruze TC1	21:35.730	4	11 Laps		47.13	1:24.321	4

FASTEST LAP

37	TC1	Jose Maria LOPEZ	ARG	Citroen C-Elysee WTCC	1:22.571	2			184.903 km/h	114.893 mph
6	TC2	Franz ENGSTLER	DEU	BMW E90 320 TC	1:27.726	4			174.037 km/h	108.142 mph

For Media Information Purposes - No Regulatory Value.

Subject to technical scrutineering.

Weather/Track: Sun 19C / Dry 37C

Salzburgring

Circuit Length: 4.241 km / 2.635 miles

Start: 10:03 Flag: 10:24

Race Director	Steward:	Timekeeper	Posted at:
---------------	----------	------------	------------

www.mstworld.com

Printed -10:26 Sunday, 25 May 2014



WTCC Race of Austria – Salzburgring – 24 / 25 May 2014

www.fiawtcc.com

FIA WORLD TOURING CAR CHAMPIONSHIP
RACE 1 RESULT

NO	CL	DRIVER	NAT	CAR	TIME	LAPS	GAP	DIFF	KM/H	BEST	ON
1	1	TC1 Yvan MULLER	FRA	Citroen C-Elysee WTCC	20:56.737	15			182.22	1:22.757	3
2	4	TC1 Tom CORONEL	NLD	Chevrolet RML Cruze TC1	21:00.577	15	3.840	3.840	181.67	1:23.066	2
3	37	TC1 Jose Maria LOPEZ	ARG	Citroen C-Elysee WTCC	21:01.013	15	4.276	0.436	181.61	1:22.571	2
4	9	TC1 Sebastien LOEB	FRA	Citroen C-Elysee WTCC	21:02.164	15	5.427	1.151	181.44	1:22.993	3
5	18	TC1 Tiago MONTEIRO	PRT	Honda Civic WTCC	21:09.140	15	12.403	6.976	180.44	1:23.508	3
6	3	TC1 Tom CHILTON	GBR	Chevrolet RML Cruze TC1	21:09.682	15	12.945	0.542	180.37	1:23.465	4
7	25	TC1 Mehdi BENNANI	MAR	Honda Civic WTCC	21:10.303	15	13.566	0.621	180.28	1:23.532	3
8	2	TC1 Gabriele TARQUINI	ITA	Honda Civic WTCC	21:11.605	15	14.868	1.302	180.09	1:23.511	3
9	5	TC1 Norbert MICHELISZ	HUN	Honda Civic WTCC	21:12.409	15	15.672	0.804	179.98	1:23.651	3
10	10	TC1 Gianni MORBIDELLI	ITA	Chevrolet RML Cruze TC1	21:12.921	15	16.184	0.512	179.91	1:23.601	3
11	77	TC1 Rene MUNNICH	DEU	Chevrolet RML Cruze TC1	21:22.711	15	25.974	9.790	178.53	1:23.656	4
12	12	TC1 Rob HUFF	GBR	Lada Granta 1.6T	21:24.515	15	27.778	1.804	178.28	1:24.145	2
13	11	TC1 James THOMPSON	GBR	Lada Granta 1.6T	21:28.015	15	31.278	3.500	177.80	1:24.275	3
14	14	TC1 Mikhail KOZLOVSKIY	RUS	Lada Granta 1.6T	21:38.661	15	41.924	10.646	176.34	1:25.174	4
15	6	TC2 Franz ENGSTLER	DEU	BMW E90 320 TC	22:16.988	15	1:20.251	38.327	171.29	1:27.726	4
16	27	TC2 John FILIPPI	FRA	SEAT Leon WTCC	21:05.171	14	1 Lap		168.94	1:28.632	3
17	8	TC2 Pasquale DI SABATINO	ITA	BMW E90 320 TC	21:08.502	14	1 Lap	3.331	168.50	1:28.919	6

NOT CLASSIFIED

D.N.F.	98	TC1 Dusan BORKOVIC	SRB	Chevrolet RML Cruze TC1	17:09.424	5	10 Laps		74.15	1:23.250	4
N.C.F.	7	TC1 Hugo VALENTE	FRA	Chevrolet RML Cruze TC1	21:35.730	4	11 Laps		47.13	1:24.321	4

FASTEST LAP

37	TC1	Jose Maria LOPEZ	ARG	Citroen C-Elysee WTCC	1:22.571	2			184.903 km/h	114.893 mph
6	TC2	Franz ENGSTLER	DEU	BMW E90 320 TC	1:27.726	4			174.037 km/h	108.142 mph

Weather/Track: Sun 19C / Dry 37C

Salzburgring
Circuit Length: 4.241 km / 2.635 miles
Start: 10:03 Flag: 10:24

Steward	Steward:	Steward
---------	----------	---------

www.mstworld.com

Printed -15:24 Sunday, 25 May 2014



WTCC Race of Austria – Salzburgring – 24 / 25 May 2014
www.fiawtcc.com

FIA WORLD TOURING CAR CHAMPIONSHIP
RACE 1 - SECTOR ANALYSIS

1 Yvan MULLER (FRA)								Citroen C-Elysee WTCC					TC1		
LAP	SECTOR 1	SECTOR 2	SECTOR 3	TOTAL LAP	LAP	SECTOR 1	SECTOR 2	SECTOR 3	TOTAL LAP						
1	27.692	-	31.015	246.8	31.683	205.9	1:30.390	9	20.600	-	30.970	249.3	31.831	205.1	1:23.401
2	20.412	-	30.910	248.0	31.604	205.9	1:22.926	10	20.616	-	30.924	249.7	32.089	203.9	1:23.629
3	20.448	-	30.832	248.9	31.477	207.1	1:22.757	11	20.698	-	30.909	250.5	31.975	205.9	1:23.582
4	20.365	-	30.821	249.7	31.573	206.3	1:22.759	12	20.602	-	30.906	250.5	31.990	205.5	1:23.498
5	20.333	-	30.919	250.1	31.524	205.5	1:22.776	13	20.558	-	30.872	251.4	32.101	204.7	1:23.531
6	20.436	-	30.783	249.3	31.661	206.3	1:22.880	14	20.701	-	30.807	253.6	32.629	204.7	1:24.137
7	20.548	-	30.729	250.1	31.682	205.5	1:22.959	15	20.692	-	31.100	248.4	32.540	205.1	1:24.332
8	20.482	-	30.797	248.4	31.901	205.5	1:23.180								
IDEAL LAP TIME: 1:22.539								FASTEST LAP: 1:22.757					DIFFERENCE: +0.218		

2 Gabriele TARQUINI (ITA)								Honda Civic WTCC					TC1		
LAP	SECTOR 1	SECTOR 2	SECTOR 3	TOTAL LAP	LAP	SECTOR 1	SECTOR 2	SECTOR 3	TOTAL LAP						
1	30.519	-	31.132	257.1	32.743	203.1	1:34.394	9	20.658	-	30.897	254.4	32.427	200.7	1:23.982
2	20.727	-	30.875	254.0	32.100	204.7	1:23.702	10	20.818	-	30.935	256.6	32.547	201.1	1:24.300
3	20.707	-	30.756	254.9	32.048	204.7	1:23.511	11	20.839	-	31.032	255.8	32.542	202.7	1:24.413
4	20.624	-	30.828	255.3	32.302	204.7	1:23.754	12	20.806	-	31.145	253.1	32.415	200.7	1:24.366
5	20.652	-	30.807	257.1	32.206	203.1	1:23.665	13	20.906	-	31.123	252.3	32.700	201.5	1:24.729
6	20.583	-	30.806	254.9	32.331	203.9	1:23.720	14	20.825	-	31.091	251.8	32.482	201.9	1:24.398
7	20.587	-	30.973	254.4	32.344	202.3	1:23.904	15	20.878	-	31.178	251.4	32.460	201.5	1:24.516
8	20.695	-	30.943	253.6	32.613	202.3	1:24.251								
IDEAL LAP TIME: 1:23.387								FASTEST LAP: 1:23.511					DIFFERENCE: +0.124		

3 Tom CHILTON (GBR)								Chevrolet RML Cruze TC1					TC1		
LAP	SECTOR 1	SECTOR 2	SECTOR 3	TOTAL LAP	LAP	SECTOR 1	SECTOR 2	SECTOR 3	TOTAL LAP						
1	29.772	-	30.992	253.1	32.396	206.3	1:33.160	9	20.991	-	30.864	251.4	32.548	203.1	1:24.403
2	20.950	-	30.825	255.3	32.144	205.5	1:23.919	10	20.771	-	31.041	254.4	32.439	204.3	1:24.251
3	20.564	-	30.659	255.3	32.306	206.7	1:23.529	11	20.743	-	30.969	255.8	32.450	205.1	1:24.162
4	20.536	-	30.707	255.8	32.222	205.1	1:23.465	12	20.781	-	30.925	254.4	32.521	203.9	1:24.227
5	20.696	-	30.789	256.2	32.128	203.9	1:23.613	13	20.818	-	30.898	254.0	32.689	203.9	1:24.405
6	20.641	-	30.805	251.8	32.320	204.7	1:23.766	14	20.730	-	30.916	254.9	32.541	203.5	1:24.187
7	20.706	-	30.795	255.8	32.399	203.9	1:23.900	15	20.857	-	31.013	254.9	32.560	202.7	1:24.430
8	20.850	-	30.815	255.3	32.600	204.3	1:24.265								
IDEAL LAP TIME: 1:23.323								FASTEST LAP: 1:23.465					DIFFERENCE: +0.142		



FIA WORLD TOURING CAR CHAMPIONSHIP
RACE 1 - SECTOR ANALYSIS

4 Tom CORONEL (NLD)								Chevrolet RML Cruze TC1				TC1			
LAP	SECTOR 1	SECTOR 2	SECTOR 3	TOTAL LAP	LAP	SECTOR 1	SECTOR 2	SECTOR 3	TOTAL LAP						
1	28.550	-	31.005	244.3	32.479	208.8	1:32.034	9	20.570	-	31.021	247.6	31.808	205.1	1:23.399
2	20.556	-	30.887	248.9	31.623	207.5	1:23.066	10	20.582	-	30.982	248.0	31.921	203.5	1:23.485
3	20.492	-	30.854	249.3	31.852	207.5	1:23.198	11	20.608	-	31.106	248.9	32.016	206.3	1:23.730
4	20.467	-	30.796	248.4	31.921	207.1	1:23.184	12	20.526	-	31.073	248.4	32.125	203.1	1:23.724
5	20.448	-	30.832	249.7	31.798	206.7	1:23.078	13	20.616	-	31.077	248.9	31.970	204.3	1:23.663
6	20.505	-	30.865	259.8	31.795	206.7	1:23.165	14	20.581	-	31.011	248.9	32.097	205.5	1:23.689
7	20.514	-	30.935	249.7	31.878	205.1	1:23.327	15	20.527	-	30.996	247.6	32.359	204.7	1:23.882
8	20.631	-	31.044	248.0	32.278	205.9	1:23.953								
IDEAL LAP TIME: 1:22.867					FASTEST LAP: 1:23.066					DIFFERENCE: +0.199					

5 Norbert MICHELISZ (HUN)								Honda Civic WTCC				TC1			
LAP	SECTOR 1	SECTOR 2	SECTOR 3	TOTAL LAP	LAP	SECTOR 1	SECTOR 2	SECTOR 3	TOTAL LAP						
1	30.259	-	31.208	252.7	32.383	204.3	1:33.850	9	20.842	-	30.883	255.3	32.327	201.5	1:24.052
2	20.900	-	30.823	251.4	32.118	204.3	1:23.841	10	20.759	-	30.948	255.8	32.442	202.3	1:24.149
3	20.794	-	30.723	255.3	32.134	204.3	1:23.651	11	21.010	-	31.008	255.8	32.511	201.9	1:24.529
4	20.590	-	30.776	254.4	32.317	203.5	1:23.683	12	20.835	-	30.967	254.9	32.526	202.3	1:24.328
5	20.724	-	31.199	258.9	32.557	201.5	1:24.480	13	20.988	-	31.006	256.2	32.629	201.1	1:24.623
6	20.593	-	31.025	254.4	32.195	200.7	1:23.813	14	20.901	-	30.986	255.3	32.709	200.7	1:24.596
7	20.750	-	30.934	254.9	32.243	203.1	1:23.927	15	20.839	-	31.058	254.9	32.871	202.3	1:24.768
8	20.729	-	30.961	254.9	32.429	201.9	1:24.119								
IDEAL LAP TIME: 1:23.431					FASTEST LAP: 1:23.651					DIFFERENCE: +0.220					

6 Franz ENGSTLER (DEU)								BMW E90 320 TC				TC2			
LAP	SECTOR 1	SECTOR 2	SECTOR 3	TOTAL LAP	LAP	SECTOR 1	SECTOR 2	SECTOR 3	TOTAL LAP						
1	33.672	-	32.680	241.1	33.657	191.9	1:40.009	9	21.729	-	32.833	237.6	34.046	189.8	1:28.608
2	21.481	-	32.552	240.0	33.986	184.4	1:28.019	10	21.691	-	32.792	237.6	33.949	191.5	1:28.432
3	21.599	-	32.681	238.4	33.583	192.6	1:27.863	11	21.761	-	32.750	237.6	34.229	191.2	1:28.740
4	21.391	-	32.617	238.0	33.718	192.9	1:27.726	12	21.757	-	32.884	237.3	34.138	190.1	1:28.779
5	21.442	-	32.654	237.6	33.848	190.1	1:27.944	13	21.792	-	32.772	237.3	34.200	191.2	1:28.764
6	21.733	-	32.640	238.0	33.947	191.2	1:28.320	14	21.645	-	32.952	236.1	34.107	192.2	1:28.704
7	21.758	-	32.731	237.6	33.750	191.5	1:28.239	15	21.667	-	32.899	236.1	34.003	192.2	1:28.569
8	21.584	-	32.758	237.6	33.930	190.5	1:28.272								
IDEAL LAP TIME: 1:27.526					FASTEST LAP: 1:27.726					DIFFERENCE: +0.200					

FIA WORLD TOURING CAR CHAMPIONSHIP
RACE 1 - SECTOR ANALYSIS

7 Hugo VALENTE (FRA)					Chevrolet RML Cruze TC1					TC1					
LAP	SECTOR 1	SECTOR 2	SECTOR 3	TOTAL LAP	LAP	SECTOR 1	SECTOR 2	SECTOR 3	TOTAL LAP						
1	33.217	-	31.079	254.0	33.087	205.5	1:37.383	3	OUT	-	31.417	248.4	32.690	204.7	16:58.159
2	20.958	-	31.058	248.0	43.851	-	1:35.867	4	20.658	-	31.168	247.6	32.495	205.1	1:24.321
IDEAL LAP TIME: 1:24.211					FASTEST LAP: 1:24.321					DIFFERENCE: +0.110					

8 Pasquale DI SABATINO (ITA)					BMW E90 320 TC					TC2					
LAP	SECTOR 1	SECTOR 2	SECTOR 3	TOTAL LAP	LAP	SECTOR 1	SECTOR 2	SECTOR 3	TOTAL LAP						
1	34.421	-	33.184	238.4	34.555	190.1	1:42.160	8	21.916	-	33.053	236.5	34.418	190.8	1:29.387
2	21.839	-	32.946	236.9	34.164	191.5	1:28.949	9	21.817	-	33.037	236.1	34.459	190.8	1:29.313
3	21.769	-	32.967	222.6	35.055	190.8	1:29.791	10	21.997	-	33.009	236.5	34.330	190.8	1:29.336
4	21.805	-	33.181	237.3	34.222	191.2	1:29.208	11	21.825	-	33.049	235.7	34.639	190.8	1:29.513
5	21.851	-	33.179	237.3	34.325	191.2	1:29.355	12	21.862	-	33.126	235.4	34.543	190.1	1:29.531
6	21.695	-	32.912	238.0	34.312	189.8	1:28.919	13	21.810	-	33.723	221.6	35.133	190.1	1:30.666
7	22.060	-	33.053	236.9	34.311	189.8	1:29.424	14	24.353	-	33.361	235.4	35.236	188.1	1:32.950
IDEAL LAP TIME: 1:28.771					FASTEST LAP: 1:28.919					DIFFERENCE: +0.148					

9 Sebastien LOEB (FRA)					Citroen C-Elysee WTCC					TC1					
LAP	SECTOR 1	SECTOR 2	SECTOR 3	TOTAL LAP	LAP	SECTOR 1	SECTOR 2	SECTOR 3	TOTAL LAP						
1	29.279	-	31.147	252.7	32.269	206.3	1:32.695	9	20.555	-	30.745	256.6	32.376	203.1	1:23.676
2	20.918	-	30.589	256.2	31.883	204.7	1:23.390	10	20.734	-	30.856	256.2	32.091	203.1	1:23.681
3	20.381	-	30.641	256.2	31.971	205.9	1:22.993	11	20.683	-	30.827	257.1	32.166	202.7	1:23.676
4	20.389	-	30.657	257.1	32.140	204.7	1:23.186	12	20.554	-	30.901	255.8	32.115	203.5	1:23.570
5	20.486	-	30.825	255.8	31.961	203.1	1:23.272	13	20.622	-	30.949	256.2	32.142	203.1	1:23.713
6	20.498	-	30.735	255.3	32.139	204.3	1:23.372	14	20.581	-	30.793	257.1	32.155	203.5	1:23.529
7	20.484	-	30.804	256.2	32.201	200.0	1:23.489	15	20.657	-	30.931	255.8	32.548	202.7	1:24.136
8	20.707	-	30.918	255.3	32.161	203.5	1:23.786								
IDEAL LAP TIME: 1:22.853					FASTEST LAP: 1:22.993					DIFFERENCE: +0.140					

10 Gianni MORBIDELLI (ITA)					Chevrolet RML Cruze TC1					TC1					
LAP	SECTOR 1	SECTOR 2	SECTOR 3	TOTAL LAP	LAP	SECTOR 1	SECTOR 2	SECTOR 3	TOTAL LAP						
1	30.694	-	31.180	257.5	32.924	204.7	1:34.798	9	20.822	-	30.745	258.4	32.463	202.7	1:24.030
2	20.651	-	30.763	257.1	32.268	206.3	1:23.682	10	21.056	-	30.911	257.1	32.418	203.5	1:24.385
3	20.716	-	30.583	258.4	32.302	204.3	1:23.601	11	20.907	-	30.871	258.0	32.477	203.1	1:24.255
4	20.693	-	30.496	260.3	32.528	204.7	1:23.717	12	20.906	-	30.815	258.9	32.537	203.1	1:24.258
5	20.666	-	30.604	262.1	32.794	202.7	1:24.064	13	21.062	-	30.775	262.1	33.000	201.9	1:24.837
6	20.945	-	30.927	256.6	32.270	205.1	1:24.142	14	20.973	-	30.777	258.0	32.574	203.9	1:24.324
7	20.887	-	30.778	258.0	32.340	204.3	1:24.005	15	20.957	-	30.772	260.7	33.208	201.5	1:24.937
8	20.714	-	30.785	258.9	32.387	204.3	1:23.886								
IDEAL LAP TIME: 1:23.415					FASTEST LAP: 1:23.601					DIFFERENCE: +0.186					



FIA WORLD TOURING CAR CHAMPIONSHIP
RACE 1 - SECTOR ANALYSIS

11 James THOMPSON (GBR)								Lada Granta 1.6T					TC1				
LAP	SECTOR 1	SECTOR 2	SECTOR 3	TOTAL LAP	LAP	SECTOR 1	SECTOR 2	SECTOR 3	TOTAL LAP								
1	31.634	-	31.542	238.4	33.113	200.0	1:36.289			9	20.845	-	31.481	249.3	32.821	198.1	1:25.147
2	20.977	-	31.344	248.9	32.501	200.3	1:24.822			10	21.132	-	31.600	248.4	32.993	199.2	1:25.725
3	20.636	-	31.271	248.9	32.368	201.1	1:24.275			11	21.135	-	31.534	248.4	32.745	198.8	1:25.414
4	20.655	-	31.310	249.7	32.431	198.8	1:24.396			12	20.975	-	31.707	247.6	32.874	196.2	1:25.556
5	20.794	-	31.327	249.7	32.268	199.6	1:24.389			13	20.968	-	31.604	247.6	33.002	196.9	1:25.574
6	20.941	-	31.420	249.7	32.448	199.2	1:24.809			14	21.004	-	31.611	247.2	32.888	198.4	1:25.503
7	20.966	-	31.392	250.5	32.699	199.6	1:25.057			15	20.967	-	31.612	246.8	33.083	198.1	1:25.662
8	20.806	-	31.559	239.2	33.032	201.1	1:25.397										
IDEAL LAP TIME: 1:24.175								FASTEST LAP: 1:24.275					DIFFERENCE: +0.100				

12 Rob HUFF (GBR)								Lada Granta 1.6T					TC1				
LAP	SECTOR 1	SECTOR 2	SECTOR 3	TOTAL LAP	LAP	SECTOR 1	SECTOR 2	SECTOR 3	TOTAL LAP								
1	31.110	-	31.909	240.7	32.452	199.2	1:35.471			9	21.061	-	31.587	245.1	32.465	198.4	1:25.113
2	20.744	-	31.216	248.9	32.185	200.7	1:24.145			10	21.121	-	31.736	243.9	32.899	200.3	1:25.756
3	20.734	-	31.551	247.2	32.283	201.5	1:24.568			11	21.015	-	31.577	248.9	32.576	200.7	1:25.168
4	20.774	-	31.412	246.4	32.287	200.7	1:24.473			12	20.961	-	31.607	246.8	32.693	199.2	1:25.261
5	20.824	-	31.472	246.0	32.323	199.6	1:24.619			13	21.041	-	31.694	246.0	32.487	199.6	1:25.222
6	20.860	-	31.532	245.5	32.226	199.6	1:24.618			14	21.058	-	31.546	245.5	32.564	198.8	1:25.168
7	20.921	-	31.512	246.4	32.447	200.7	1:24.880			15	21.063	-	31.590	245.5	32.605	198.8	1:25.258
8	20.838	-	31.598	245.5	32.359	200.0	1:24.795										
IDEAL LAP TIME: 1:24.135								FASTEST LAP: 1:24.145					DIFFERENCE: +0.010				

14 Mikhail KOZLOVSKIY (RUS)								Lada Granta 1.6T					TC1				
LAP	SECTOR 1	SECTOR 2	SECTOR 3	TOTAL LAP	LAP	SECTOR 1	SECTOR 2	SECTOR 3	TOTAL LAP								
1	32.920	-	31.592	247.6	33.258	201.5	1:37.770			9	21.163	-	31.576	244.7	33.067	200.3	1:25.806
2	21.048	-	31.175	248.4	34.595	198.4	1:26.818			10	21.095	-	31.608	244.7	33.192	200.3	1:25.895
3	21.291	-	31.312	246.8	32.689	203.1	1:25.292			11	21.234	-	31.574	245.5	33.037	200.7	1:25.845
4	20.950	-	31.399	246.4	32.825	201.1	1:25.174			12	21.222	-	31.712	244.3	33.120	200.7	1:26.054
5	21.013	-	31.471	246.0	32.932	200.7	1:25.416			13	21.200	-	31.716	243.1	33.151	199.6	1:26.067
6	21.028	-	31.484	245.5	32.961	201.5	1:25.473			14	21.250	-	31.594	246.4	32.971	200.3	1:25.815
7	21.004	-	31.654	245.5	33.155	201.5	1:25.813			15	21.127	-	31.526	246.0	32.769	201.1	1:25.422
8	21.196	-	31.742	244.7	33.063	200.3	1:26.001										
IDEAL LAP TIME: 1:24.814								FASTEST LAP: 1:25.174					DIFFERENCE: +0.360				



FIA WORLD TOURING CAR CHAMPIONSHIP
RACE 1 - SECTOR ANALYSIS

18 Tiago MONTEIRO (PRT)					Honda Civic WTCC					TC1					
LAP	SECTOR 1	SECTOR 2	SECTOR 3	TOTAL LAP	LAP	SECTOR 1	SECTOR 2	SECTOR 3	TOTAL LAP						
1	29.216	-	31.325	246.8	32.409	203.9	1:32.950	9	20.997	-	31.067	251.0	32.163	201.9	1:24.227
2	20.906	-	30.926	251.0	31.894	205.1	1:23.726	10	20.662	-	31.205	247.2	32.284	201.9	1:24.151
3	20.564	-	30.912	249.7	32.032	205.1	1:23.508	11	20.793	-	31.213	247.6	32.181	203.5	1:24.187
4	20.503	-	30.969	248.4	32.083	201.9	1:23.555	12	20.756	-	31.254	246.4	32.355	201.9	1:24.365
5	20.578	-	30.946	249.7	32.080	202.3	1:23.604	13	20.753	-	31.280	248.4	32.289	201.9	1:24.322
6	20.663	-	31.036	251.8	32.016	203.5	1:23.715	14	20.689	-	31.220	246.4	32.454	201.9	1:24.363
7	20.611	-	31.131	248.4	32.148	202.7	1:23.890	15	20.784	-	31.156	247.2	32.265	202.7	1:24.205
8	20.808	-	31.218	249.3	32.346	203.1	1:24.372								
IDEAL LAP TIME: 1:23.309					FASTEST LAP: 1:23.508					DIFFERENCE: +0.199					

25 Mehdi BENNANI (MAR)					Honda Civic WTCC					TC1					
LAP	SECTOR 1	SECTOR 2	SECTOR 3	TOTAL LAP	LAP	SECTOR 1	SECTOR 2	SECTOR 3	TOTAL LAP						
1	30.054	-	31.311	256.2	32.269	203.1	1:33.634	9	20.730	-	31.171	251.0	32.295	201.9	1:24.196
2	20.877	-	30.948	254.0	32.052	203.5	1:23.877	10	20.787	-	31.224	252.3	32.332	202.7	1:24.343
3	20.621	-	30.973	252.7	31.938	204.3	1:23.532	11	20.773	-	31.242	251.4	32.385	202.7	1:24.400
4	20.563	-	30.984	254.4	32.134	202.7	1:23.681	12	20.694	-	31.197	250.1	32.391	201.9	1:24.282
5	20.751	-	31.017	251.4	32.075	203.1	1:23.843	13	20.759	-	31.182	250.5	32.270	201.9	1:24.211
6	20.555	-	31.081	251.0	32.091	203.1	1:23.727	14	20.685	-	31.141	249.7	32.463	201.5	1:24.289
7	20.628	-	31.084	250.1	32.080	203.1	1:23.792	15	20.759	-	31.191	251.0	32.383	201.9	1:24.333
8	20.828	-	31.137	250.5	32.198	202.3	1:24.163								
IDEAL LAP TIME: 1:23.441					FASTEST LAP: 1:23.532					DIFFERENCE: +0.091					

27 John FILIPPI (FRA)					SEAT Leon WTCC					TC2					
LAP	SECTOR 1	SECTOR 2	SECTOR 3	TOTAL LAP	LAP	SECTOR 1	SECTOR 2	SECTOR 3	TOTAL LAP						
1	34.760	-	33.040	240.7	34.854	189.8	1:42.654	8	21.794	-	32.987	236.5	34.148	188.1	1:28.929
2	21.880	-	32.541	242.7	34.548	188.4	1:28.969	9	21.925	-	33.078	235.7	34.294	188.7	1:29.297
3	21.770	-	32.473	240.0	34.389	191.5	1:28.632	10	21.871	-	33.139	235.7	34.323	188.4	1:29.333
4	21.753	-	32.977	236.1	34.367	189.1	1:29.097	11	21.917	-	33.067	235.4	34.371	189.4	1:29.355
5	21.895	-	33.109	236.5	34.240	190.1	1:29.244	12	21.928	-	33.105	234.2	34.394	189.1	1:29.427
6	21.938	-	32.956	235.4	34.121	189.8	1:29.015	13	21.936	-	33.084	235.0	35.624	187.4	1:30.644
7	21.729	-	32.884	235.7	34.269	189.4	1:28.882	14	22.044	-	33.875	185.1	35.774	188.7	1:31.693
IDEAL LAP TIME: 1:28.323					FASTEST LAP: 1:28.632					DIFFERENCE: +0.309					



FIA WORLD TOURING CAR CHAMPIONSHIP
RACE 1 - SECTOR ANALYSIS

37 Jose Maria LOPEZ (ARG)								Citroen C-Elysee WTCC					TC1				
LAP	SECTOR 1	SECTOR 2	SECTOR 3	TOTAL LAP	LAP	SECTOR 1	SECTOR 2	SECTOR 3	TOTAL LAP								
1	28.922	-	30.642	254.0	31.695	206.7	1:31.259			9	20.561	-	30.825	255.8	32.204	203.1	1:23.590
2	20.387	-	30.612	252.7	31.572	205.9	1:22.571			10	20.609	-	30.833	254.9	31.978	201.9	1:23.420
3	20.495	-	30.668	253.1	31.717	206.3	1:22.880			11	20.766	-	30.789	256.6	32.051	203.9	1:23.606
4	20.383	-	30.716	252.3	31.636	204.7	1:22.735			12	20.607	-	30.802	257.1	32.289	202.7	1:23.698
5	20.480	-	30.761	252.7	31.690	205.1	1:22.931			13	20.634	-	30.835	257.5	32.214	201.9	1:23.683
6	20.481	-	30.819	252.3	31.817	206.3	1:23.117			14	20.623	-	30.818	256.6	32.244	202.7	1:23.685
7	20.535	-	30.836	252.7	31.805	205.1	1:23.176			15	20.656	-	30.894	254.4	32.324	199.6	1:23.874
8	23.088	-	31.088	257.1	32.612	203.5	1:26.788										
IDEAL LAP TIME: 1:22.567								FASTEST LAP: 1:22.571					DIFFERENCE: +0.004				

77 Rene MUNNICH (DEU)								Chevrolet RML Cruze TC1					TC1				
LAP	SECTOR 1	SECTOR 2	SECTOR 3	TOTAL LAP	LAP	SECTOR 1	SECTOR 2	SECTOR 3	TOTAL LAP								
1	32.338	-	31.629	249.3	33.141	205.1	1:37.108			9	20.495	-	30.991	240.7	32.987	203.1	1:24.473
2	21.057	-	31.449	222.9	34.761	199.6	1:27.267			10	20.981	-	30.984	252.3	32.717	201.5	1:24.682
3	20.638	-	30.782	253.1	32.546	206.7	1:23.966			11	20.774	-	31.008	253.1	32.903	201.9	1:24.685
4	20.513	-	30.732	254.4	32.411	207.5	1:23.656			12	20.666	-	31.275	252.3	33.208	203.1	1:25.149
5	20.856	-	30.737	255.3	32.414	206.3	1:24.007			13	20.738	-	31.041	251.8	33.034	201.5	1:24.813
6	20.735	-	30.761	256.6	32.674	205.5	1:24.170			14	20.785	-	31.130	251.4	33.225	202.7	1:25.140
7	20.633	-	30.777	243.5	33.147	203.5	1:24.557			15	20.736	-	31.059	251.0	33.025	202.7	1:24.820
8	20.565	-	30.940	254.4	32.713	203.9	1:24.218										
IDEAL LAP TIME: 1:23.638								FASTEST LAP: 1:23.656					DIFFERENCE: +0.018				

98 Dusan BORKOVIC (SRB)								Chevrolet RML Cruze TC1					TC1				
LAP	SECTOR 1	SECTOR 2	SECTOR 3	TOTAL LAP	LAP	SECTOR 1	SECTOR 2	SECTOR 3	TOTAL LAP								
1	31.012	-	32.010	240.3	32.989	195.1	1:36.011			4	20.403	-	30.993	249.3	31.854	205.1	1:23.250
2	21.475	-	31.761	236.1	39.857	76.2	1:33.093			5	23.126	-	48.551	102.2	42.557	-	1:54.234
3	OUT	-	31.353	247.6	33.643	203.5	10:42.836										
IDEAL LAP TIME: 1:23.250								FASTEST LAP: 1:23.250					DIFFERENCE: 0.000				



FIA WORLD TOURING CAR CHAMPIONSHIP RACE 1 - BEST SECTOR SPEEDS

	INTERMEDIATE 1			INTERMEDIATE 2				FINISH LINE				
	NO	NAME	SPEED	LAP	NO	NAME	SPEED	LAP	NO	NAME	SPEED	LAP
1					10	MORBIDELLI	262.1	13	4	CORONEL	208.8	1
2					4	CORONEL	259.8	6	77	MUNNICH	207.5	4
3					5	MICHELISZ	258.9	5	1	MULLER	207.1	3
4					37	LOPEZ	257.5	13	3	CHILTON	206.7	3
5					9	LOEB	257.1	14	37	LOPEZ	206.7	1
6					2	TARQUINI	257.1	5	10	MORBIDELLI	206.3	2
7					77	MUNNICH	256.6	6	9	LOEB	206.3	1
8					3	CHILTON	256.2	5	7	VALENTE	205.5	1
9					25	BENNANI	256.2	1	98	BORKOVIC	205.1	4
10					7	VALENTE	254.0	1	18	MONTEIRO	205.1	3
11					1	MULLER	253.6	14	2	TARQUINI	204.7	4
12					18	MONTEIRO	251.8	6	5	MICHELISZ	204.3	3
13					11	THOMPSON	250.5	7	25	BENNANI	204.3	3
14					98	BORKOVIC	249.3	4	14	KOZLOVSKIY	203.1	3
15					12	HUFF	248.9	11	12	HUFF	201.5	3
16					14	KOZLOVSKIY	248.4	2	11	THOMPSON	201.1	8
17					27	FILIPPI	242.7	2	6	ENGSTLER	192.9	4
18					6	ENGSTLER	241.1	1	27	FILIPPI	191.5	3
19					8	DI SABATINO	238.4	1	8	DI SABATINO	191.5	2



FIA WORLD TOURING CAR CHAMPIONSHIP
RACE 1 - BEST SECTOR TIMES

	SECTOR 1			SECTOR 2			SECTOR 3			IDEAL/BEST LAP COMPARISON					
	NO	TIME	LAP	NO	TIME	LAP	NO	TIME	LAP	NO	NAME	IDEAL	BEST	LAP	DIFF
1	1	20.333	5	10	30.496	4	1	31.477	3	1	MULLER	1:22.539	1:22.757		+0.218
2	9	20.381	3	9	30.589	2	37	31.572	2	37	LOPEZ	1:22.567	1:22.571		+0.004
3	37	20.383	4	37	30.612	2	4	31.623	2	9	LOEB	1:22.853	1:22.993		+0.140
4	98	20.403	4	3	30.659	3	98	31.854	4	4	CORONEL	1:22.867	1:23.066		+0.199
5	4	20.448	5	5	30.723	3	9	31.883	2	98	BORKOVIC	1:23.250	1:23.250		0.000
6	77	20.495	9	1	30.729	7	18	31.894	2	18	MONTEIRO	1:23.309	1:23.508		+0.199
7	18	20.503	4	77	30.732	4	25	31.938	3	3	CHILTON	1:23.323	1:23.465		+0.142
8	3	20.536	4	2	30.756	3	2	32.048	3	2	TARQUINI	1:23.387	1:23.511		+0.124
9	25	20.555	6	4	30.796	4	5	32.118	2	10	MORBIDELLI	1:23.415	1:23.601		+0.186
10	2	20.583	6	18	30.912	3	3	32.128	5	5	MICHELISZ	1:23.431	1:23.651		+0.220
11	5	20.590	4	25	30.948	2	12	32.185	2	25	BENNANI	1:23.441	1:23.532		+0.091
12	11	20.636	3	98	30.993	4	10	32.268	2	77	MUNNICH	1:23.638	1:23.656		+0.018
13	10	20.651	2	7	31.058	2	11	32.268	5	12	HUFF	1:24.135	1:24.145		+0.010
14	7	20.658	4	14	31.175	2	77	32.411	4	11	THOMPSON	1:24.175	1:24.275		+0.100
15	12	20.734	3	12	31.216	2	7	32.495	4	7	VALENTE	1:24.211	1:24.321		+0.110
16	14	20.950	4	11	31.271	3	14	32.689	3	14	KOZLOVSKIY	1:24.814	1:25.174		+0.360
17	6	21.391	4	27	32.473	3	6	33.583	3	6	ENGSTLER	1:27.526	1:27.726		+0.200
18	8	21.695	6	6	32.552	2	27	34.121	6	27	FILIPPI	1:28.323	1:28.632		+0.309
19	27	21.729	7	8	32.912	6	8	34.164	2	8	DI SABATINO	1:28.771	1:28.919		+0.148

'Perfect Lap' - 1:22.306



FIA WORLD TOURING CAR CHAMPIONSHIP
RACE 1 - RACE HISTORY CHART

LAP 1			LAP 2			LAP 3			LAP 4			LAP 5		
NO	BEHIND	LAP TIME	NO	BEHIND	LAP TIME	NO	BEHIND	LAP TIME	NO	BEHIND	LAP TIME	NO	BEHIND	LAP TIME
1		1:30.390	1		1:22.926	1		1:22.757	1		1:22.759	1		1:22.776
37	0.869	1:31.259	37	0.514	1:22.571	37	0.637	1:22.880	37	0.613	1:22.735	37	0.768	1:22.931
4	1.644	1:32.034	4	1.784	1:23.066	4	2.225	1:23.198	4	2.650	1:23.184	4	2.952	1:23.078
9	2.305	1:32.695	9	2.769	1:23.390	9	3.005	1:22.993	9	3.432	1:23.186	9	3.928	1:23.272
18	2.560	1:32.950	18	3.360	1:23.726	18	4.111	1:23.508	18	4.907	1:23.555	18	5.735	1:23.604
3	2.770	1:33.160	3	3.763	1:23.919	3	4.535	1:23.529	3	5.241	1:23.465	3	6.078	1:23.613
25	3.244	1:33.634	25	4.195	1:23.877	25	4.970	1:23.532	25	5.892	1:23.681	25	6.959	1:23.843
5	3.460	1:33.850	5	4.375	1:23.841	5	5.269	1:23.651	5	6.193	1:23.683	2	7.418	1:23.665
2	4.004	1:34.394	2	4.780	1:23.702	2	5.534	1:23.511	2	6.529	1:23.754	5	7.897	1:24.480
10	4.408	1:34.798	10	5.164	1:23.682	10	6.008	1:23.601	10	6.966	1:23.717	10	8.254	1:24.064
12	5.081	1:35.471	12	6.300	1:24.145	12	8.111	1:24.568	12	9.825	1:24.473	12	11.668	1:24.619
98	5.621	1:36.011	11	7.795	1:24.822	11	9.313	1:24.275	11	10.950	1:24.396	11	12.563	1:24.389
11	5.899	1:36.289	77	11.059	1:27.267	77	12.268	1:23.966	77	13.165	1:23.656	77	14.396	1:24.007
77	6.718	1:37.108	14	11.272	1:26.818	14	13.807	1:25.292	14	16.222	1:25.174	14	18.862	1:25.416
7	6.993	1:37.383	6	14.712	1:28.019	6	19.818	1:27.863	6	24.785	1:27.726	6	29.953	1:27.944
14	7.380	1:37.770	98	15.788	1:33.093	27	24.182	1:28.632	27	30.520	1:29.097	27	36.988	1:29.244
6	9.619	1:40.009	8	17.793	1:28.949	8	24.827	1:29.791	8	31.276	1:29.208	8	37.855	1:29.355
8	11.770	1:42.160	27	18.307	1:28.969									
27	12.264	1:42.654	7	19.934	1:35.867									



FIA WORLD TOURING CAR CHAMPIONSHIP
RACE 1 - RACE HISTORY CHART

LAP 6			LAP 7			LAP 8			LAP 9			LAP 10		
NO	BEHIND	LAP TIME	NO	BEHIND	LAP TIME	NO	BEHIND	LAP TIME	NO	BEHIND	LAP TIME	NO	BEHIND	LAP TIME
1		1:22.880	1		1:22.959	1		1:23.180	1		1:23.401	1		1:23.629
37	1.005	1:23.117	37	1.222	1:23.176	4	4.378	1:23.953	4	4.376	1:23.399	4	4.232	1:23.485
4	3.237	1:23.165	4	3.605	1:23.327	37	4.830	1:26.788	37	5.019	1:23.590	37	4.810	1:23.420
9	4.420	1:23.372	9	4.950	1:23.489	9	5.556	1:23.786	9	5.831	1:23.676	9	5.883	1:23.681
18	6.570	1:23.715	18	7.501	1:23.890	18	8.693	1:24.372	18	9.519	1:24.227	18	10.041	1:24.151
3	6.964	1:23.766	3	7.905	1:23.900	3	8.990	1:24.265	3	9.992	1:24.403	3	10.614	1:24.251
25	7.806	1:23.727	25	8.639	1:23.792	25	9.622	1:24.163	25	10.417	1:24.196	25	11.131	1:24.343
2	8.258	1:23.720	2	9.203	1:23.904	2	10.274	1:24.251	2	10.855	1:23.982	2	11.526	1:24.300
5	8.830	1:23.813	5	9.798	1:23.927	5	10.737	1:24.119	5	11.388	1:24.052	5	11.908	1:24.149
10	9.516	1:24.142	10	10.562	1:24.005	10	11.268	1:23.886	10	11.897	1:24.030	10	12.653	1:24.385
12	13.406	1:24.618	12	15.327	1:24.880	12	16.942	1:24.795	12	18.654	1:25.113	77	20.447	1:24.682
11	14.492	1:24.809	11	16.590	1:25.057	77	18.322	1:24.218	77	19.394	1:24.473	12	20.781	1:25.756
77	15.686	1:24.170	77	17.284	1:24.557	11	18.807	1:25.397	11	20.553	1:25.147	11	22.649	1:25.725
14	21.455	1:25.473	14	24.309	1:25.813	14	27.130	1:26.001	14	29.535	1:25.806	14	31.801	1:25.895
6	35.393	1:28.320	6	40.673	1:28.239	6	45.765	1:28.272	6	50.972	1:28.608	6	55.775	1:28.432
27	43.123	1:29.015	27	49.046	1:28.882	27	54.795	1:28.929	27	1:00.691	1:29.297	27	1:06.395	1:29.333
8	43.894	1:28.919	8	50.359	1:29.424	8	56.566	1:29.387	8	1:02.478	1:29.313	8	1:08.185	1:29.336
									98	6 Laps	10:42.836	98	6 Laps	1:23.250

**FIA WORLD TOURING CAR CHAMPIONSHIP
RACE 1 - RACE HISTORY CHART**

LAP 11			LAP 12			LAP 13			LAP 14			LAP 15		
NO	BEHIND	LAP TIME	NO	BEHIND	LAP TIME	NO	BEHIND	LAP TIME	NO	BEHIND	LAP TIME	NO	BEHIND	LAP TIME
1		1:23.582	1		1:23.498	1		1:23.531	1		1:24.137	1		1:24.332
4	4.380	1:23.730	4	4.606	1:23.724	4	4.738	1:23.663	27	1 Lap	1:30.644	4	3.840	1:23.882
37	4.834	1:23.606	37	5.034	1:23.698	37	5.186	1:23.683	8	1 Lap	1:30.666	37	4.276	1:23.874
9	5.977	1:23.676	9	6.049	1:23.570	9	6.231	1:23.713	4	4.290	1:23.689	9	5.427	1:24.136
18	10.646	1:24.187	18	11.513	1:24.365	18	12.304	1:24.322	37	4.734	1:23.685	27	1 Lap	1:31.693
3	11.194	1:24.162	3	11.923	1:24.227	3	12.797	1:24.405	9	5.623	1:23.529	8	1 Lap	1:32.950
25	11.949	1:24.400	25	12.733	1:24.282	25	13.413	1:24.211	18	12.530	1:24.363	18	12.403	1:24.205
2	12.357	1:24.413	2	13.225	1:24.366	2	14.423	1:24.729	3	12.847	1:24.187	3	12.945	1:24.430
5	12.855	1:24.529	5	13.685	1:24.328	5	14.777	1:24.623	25	13.565	1:24.289	25	13.566	1:24.333
10	13.326	1:24.255	10	14.086	1:24.258	10	15.392	1:24.837	2	14.684	1:24.398	2	14.868	1:24.516
77	21.550	1:24.685	77	23.201	1:25.149	77	24.483	1:24.813	5	15.236	1:24.596	5	15.672	1:24.768
12	22.367	1:25.168	12	24.130	1:25.261	12	25.821	1:25.222	10	15.579	1:24.324	10	16.184	1:24.937
11	24.481	1:25.414	98	7 Laps	1:54.234	11	28.582	1:25.574	77	25.486	1:25.140	77	25.974	1:24.820
14	34.064	1:25.845	11	26.539	1:25.556	14	39.156	1:26.067	12	26.852	1:25.168	12	27.778	1:25.258
6	1:00.933	1:28.740	14	36.620	1:26.054	6	1:11.447	1:28.764	11	29.948	1:25.503	11	31.278	1:25.662
27	1:12.168	1:29.355	6	1:06.214	1:28.779				7	11 Laps	16:58.159	7	11 Laps	1:24.321
8	1:14.116	1:29.513	27	1:18.097	1:29.427				14	40.834	1:25.815	14	41.924	1:25.422
			8	1:20.149	1:29.531				6	1:16.014	1:28.704	6	1:20.251	1:28.569

FIA WORLD TOURING CAR CHAMPIONSHIP RACE 2 - PROVISIONAL STARTING GRID

ROW	NO.	DRIVER	NO.	DRIVER
10	18	8 DI SABATINO	19	7 VALENTE
9	16	6 ENGSTLER	17	27 FILIPPI
8	14	12 HUFF	15	14 KOZLOVSKIY
7	12	98 BORKOVIC	13	11 THOMPSON
6	10	1 MULLER	11	77 MUNNICH
5	8	4 CORONEL	9	9 LOEB
4	6	3 CHILTON	7	37 LOPEZ
3	4	18 MONTEIRO	5	10 MORBIDELLI
2	2	5 MICHELISZ	3	25 BENNANI
1			1	2 TARQUINI
POLE				

Car 7 allowed to start, Stewards' decision 6 refers.

Salzburgring
Circuit Length: 4.241 km / 2.635 miles

Race Director:	Steward:	Timekeeper:
----------------	----------	-------------

www.mstworld.com


Printed - 10:19 Sunday, 25 May 2014



FIA WORLD TOURING CAR CHAMPIONSHIP RACE 2 - FINAL STARTING GRID

ROW	Driver	Driver
10	18 8 DI SABATINO	19 7 VALENTE
9	16 6 ENGSTLER	17 27 FILIPPI
8	14 12 HUFF	15 14 KOZLOVSKIY
7	12 98 BORKOVIC	13 11 THOMPSON
6	10 1 MULLER	11 77 MUNNICH
5	8 4 CORONEL	9 9 LOEB
4	6 3 CHILTON	7 37 LOPEZ
3	4 18 MONTEIRO	5 10 MORBIDELLI
2	2 5 MICHELISZ	3 25 BENNANI
1		1 2 TARQUINI

POLE



Salzburgring
Circuit Length: 4.241 km / 2.635 miles

Race Director:	Steward:	Timekeeper:
----------------	----------	-------------

www.mstworld.com

Printed - 11:31 Sunday, 25 May 2014



WTCC Race of Austria – Salzburgring – 24 / 25 May 2014
www.fiawtcc.com

FIA WORLD TOURING CAR CHAMPIONSHIP
RACE 2 - PROVISIONAL CLASSIFICATION

	NO	CL	DRIVER	NAT	CAR	TIME	LAPS	GAP	DIFF	KM/H	BEST	ON
	1	37	TC1 Jose Maria LOPEZ	ARG	Citroen C-Elysee WTCC	51:59.898	17			83.19	1:23.864	9
	2	2	TC1 Gabriele TARQUINI	ITA	Honda Civic WTCC	52:01.581	17	1.683	1.683	83.14	1:24.222	6
	3	18	TC1 Tiago MONTEIRO	PRT	Honda Civic WTCC	52:02.452	17	2.554	0.871	83.12	1:24.460	6
	4	5	TC1 Norbert MICHELISZ	HUN	Honda Civic WTCC	52:03.549	17	3.651	1.097	83.09	1:24.565	10
	5	4	TC1 Tom CORONEL	NLD	Chevrolet RML Cruze TC1	52:03.806	17	3.908	0.257	83.08	1:24.079	6
	6	10	TC1 Gianni MORBIDELLI	ITA	Chevrolet RML Cruze TC1	52:04.364	17	4.466	0.558	83.07	1:24.358	7
	7	9	TC1 Sebastien LOEB	FRA	Citroen C-Elysee WTCC	52:04.656	17	4.758	0.292	83.06	1:24.217	7
	8	25	TC1 Mehdi BENNANI	MAR	Honda Civic WTCC	52:05.316	17	5.418	0.660	83.04	1:24.609	7
	9	77	TC1 Rene MUNNICH	DEU	Chevrolet RML Cruze TC1	52:09.972	17	10.074	4.656	82.92	1:23.940	5
	10	14	TC1 Mikhail KOZLOVSKIY	RUS	Lada Granta 1.6T	52:15.186	17	15.288	5.214	82.78	1:25.777	7
	11	6	TC2 Franz ENGSTLER	DEU	BMW E90 320 TC	52:27.652	17	27.754	12.466	82.45	1:27.833	5
	12	27	TC2 John FILIPPI	FRA	SEAT Leon WTCC	52:34.466	17	34.568	6.814	82.27	1:28.841	5
	13	8	TC2 Pasquale DI SABATINO	ITA	BMW E90 320 TC	52:34.968	17	35.070	0.502	82.26	1:29.503	5

NOT CLASSIFIED

D.N.F.	7	TC1	Hugo VALENTE	FRA	Chevrolet RML Cruze TC1	39:38.917	6	11 Laps		38.50	1:26.347	4
D.N.F.	1	TC1	Yvan MULLER	FRA	Citroen C-Elysee WTCC	2:17.662	1	16 Laps		110.90		
D.N.F.	3	TC1	Tom CHILTON	GBR	Chevrolet RML Cruze TC1		0	17 Laps				
D.N.F.	98	TC1	Dusan BORKOVIC	SRB	Chevrolet RML Cruze TC1		0	17 Laps				
D.N.F.	11	TC1	James THOMPSON	GBR	Lada Granta 1.6T		0	17 Laps				
D.N.F.	12	TC1	Rob HUFF	GBR	Lada Granta 1.6T		0	17 Laps				

FASTEST LAP

	37	TC1	Jose Maria LOPEZ	ARG	Citroen C-Elysee WTCC	1:23.864	9			182.052 km/h	113.122 mph
	6	TC2	Franz ENGSTLER	DEU	BMW E90 320 TC	1:27.833	5			173.825 km/h	108.010 mph

For Media Information Purposes - No Regulatory Value.

Subject to technical scrutineering.

Weather/Track: Sun 23C / Dry 45C

Salzburgring

Circuit Length: 4.241 km / 2.635 miles

Start: 13:48 Flag: 14:40

Race Director	Steward:	Timekeeper	Posted at:
---------------	----------	------------	------------

www.mstworld.com

Printed -14:49 Sunday, 25 May 2014



WTCC Race of Austria – Salzburgring – 24 / 25 May 2014

www.fiawtcc.com

FIA WORLD TOURING CAR CHAMPIONSHIP RACE 2 RESULT

	NO	CL	DRIVER	NAT	CAR	TIME	LAPS	GAP	DIFF	KM/H	BEST	ON
	1	37	TC1 Jose Maria LOPEZ	ARG	Citroen C-Elysee WTCC	51:59.898	17			83.19	1:23.864	9
	2	2	TC1 Gabriele TARQUINI	ITA	Honda Civic WTCC	52:01.581	17	1.683	1.683	83.14	1:24.222	6
	3	18	TC1 Tiago MONTEIRO	PRT	Honda Civic WTCC	52:02.452	17	2.554	0.871	83.12	1:24.460	6
	4	5	TC1 Norbert MICHELISZ	HUN	Honda Civic WTCC	52:03.549	17	3.651	1.097	83.09	1:24.565	10
	5	4	TC1 Tom CORONEL	NLD	Chevrolet RML Cruze TC1	52:03.806	17	3.908	0.257	83.08	1:24.079	6
	6	10	TC1 Gianni MORBIDELLI	ITA	Chevrolet RML Cruze TC1	52:04.364	17	4.466	0.558	83.07	1:24.358	7
	7	9	TC1 Sebastien LOEB	FRA	Citroen C-Elysee WTCC	52:04.656	17	4.758	0.292	83.06	1:24.217	7
	8	25	TC1 Mehdi BENNANI	MAR	Honda Civic WTCC	52:05.316	17	5.418	0.660	83.04	1:24.609	7
	9	77	TC1 Rene MUNNICH	DEU	Chevrolet RML Cruze TC1	52:09.972	17	10.074	4.656	82.92	1:23.940	5
	10	14	TC1 Mikhail KOZLOVSKIY	RUS	Lada Granta 1.6T	52:15.186	17	15.288	5.214	82.78	1:25.777	7
	11	6	TC2 Franz ENGSTLER	DEU	BMW E90 320 TC	52:27.652	17	27.754	12.466	82.45	1:27.833	5
	12	8	TC2 Pasquale DI SABATINO	ITA	BMW E90 320 TC	52:34.968	17	35.070	7.316	82.26	1:29.503	5
	13	27	TC2 John FILIPPI *	FRA	SEAT Leon WTCC	53:04.466	17	1:04.568	29.498	81.50	1:28.841	5

NOT CLASSIFIED

D.N.F.	7	TC1	Hugo VALENTE	FRA	Chevrolet RML Cruze TC1	39:38.917	6	11 Laps		38.50	1:26.347	4
D.N.F.	1	TC1	Yvan MULLER	FRA	Citroen C-Elysee WTCC	2:17.662	1	16 Laps		110.90		
D.N.F.	3	TC1	Tom CHILTON	GBR	Chevrolet RML Cruze TC1		0	17 Laps				
D.N.F.	98	TC1	Dusan BORKOVIC	SRB	Chevrolet RML Cruze TC1		0	17 Laps				
D.N.F.	11	TC1	James THOMPSON	GBR	Lada Granta 1.6T		0	17 Laps				
D.N.F.	12	TC1	Rob HUFF	GBR	Lada Granta 1.6T		0	17 Laps				

FASTEST LAP

	37	TC1	Jose Maria LOPEZ	ARG	Citroen C-Elysee WTCC	1:23.864	9			182.052 km/h	113.122 mph
	6	TC2	Franz ENGSTLER	DEU	BMW E90 320 TC	1:27.833	5			173.825 km/h	108.010 mph

Car 27 - 30 second penalty (drive through). Stewards' decision 10 refers.

Weather/Track: Sun 23C / Dry 45C

Salzburgring

Circuit Length: 4.241 km / 2.635 miles

Start: 13:48 Flag: 14:40

Steward	Steward:	Steward
---------	----------	---------

www.mstworld.com

Printed -16:33 Sunday, 25 May 2014



WTCC Race of Austria – Salzburgring – 24 / 25 May 2014

www.fiawtcc.com

FIA WORLD TOURING CAR CHAMPIONSHIP
RACE 2 - SECTOR ANALYSIS

1 Yvan MULLER (FRA)								Citroen C-Elysee WTCC					TC1
LAP	SECTOR 1	SECTOR 2	SECTOR 3	TOTAL LAP	LAP	SECTOR 1	SECTOR 2	SECTOR 3	TOTAL LAP				
1	33.544	-	49.810	132.8	54.308	-	2:17.662						
IDEAL LAP TIME:					FASTEST LAP:					DIFFERENCE: 0.000			

2 Gabriele TARQUINI (ITA)								Honda Civic WTCC					TC1
LAP	SECTOR 1	SECTOR 2	SECTOR 3	TOTAL LAP	LAP	SECTOR 1	SECTOR 2	SECTOR 3	TOTAL LAP				
1	28.026	-	34.180	201.3	45.945	88.4	1:48.151						
2	50.785	-	51.348	-	24:58.829	-	26:40.962						
3	37.482	-	48.614	108.5	53.856	202.7	2:19.952						
4	21.198	-	31.582	241.9	32.381	203.1	1:25.161						
5	20.909	-	31.419	243.5	32.164	202.7	1:24.492						
6	20.672	-	31.391	243.9	32.159	202.7	1:24.222						
7	20.801	-	31.421	243.1	32.293	201.9	1:24.515						
8	20.707	-	31.431	243.5	32.184	202.7	1:24.322						
9	20.769	-	31.551	243.5	32.268	201.9	1:24.588						
10	20.812	-	31.542	242.7	32.272	201.5	1:24.626						
11	20.982	-	33.949	189.2	42.998	162.6	1:37.929						
12	37.953	-	1:02.005	131.0	58.843	197.7	2:38.801						
13	21.063	-	31.668	242.3	32.647	203.1	1:25.378						
14	20.828	-	31.421	246.0	32.322	203.5	1:24.571						
15	20.754	-	31.471	244.3	32.311	201.5	1:24.536						
16	20.811	-	31.493	245.5	32.337	201.1	1:24.641						
17	20.882	-	31.486	245.5	32.366	201.5	1:24.734						
IDEAL LAP TIME: 1:24.222					FASTEST LAP: 1:24.222					DIFFERENCE: 0.000			

4 Tom CORONEL (NLD)								Chevrolet RML Cruze TC1					TC1
LAP	SECTOR 1	SECTOR 2	SECTOR 3	TOTAL LAP	LAP	SECTOR 1	SECTOR 2	SECTOR 3	TOTAL LAP				
1	30.839	-	38.191	163.4	46.558	114.2	1:55.588						
2	50.122	-	52.253	-	25:02.088	-	26:44.463						
3	34.192	-	45.527	109.4	51.735	205.9	2:11.454						
4	21.545	-	30.772	253.1	32.436	207.1	1:24.753						
5	20.956	-	30.822	255.8	32.911	205.9	1:24.689						
6	20.790	-	30.839	256.6	32.450	205.9	1:24.079						
7	21.003	-	30.832	254.0	32.913	205.9	1:24.748						
8	21.031	-	31.041	253.6	32.948	205.1	1:25.020						
9	21.005	-	31.053	250.5	32.684	204.3	1:24.742						
10	20.818	-	30.945	252.7	32.797	203.9	1:24.560						
11	21.957	-	33.417	170.0	44.283	134.5	1:39.657						
12	36.044	-	1:03.162	129.3	56.700	202.7	2:35.906						
13	21.098	-	31.049	251.8	32.704	207.1	1:24.851						
14	21.017	-	30.986	254.4	32.659	207.1	1:24.662						
15	20.925	-	31.042	253.1	32.822	205.1	1:24.789						
16	21.028	-	31.058	250.5	32.876	205.5	1:24.962						
17	20.867	-	30.979	255.3	33.037	204.3	1:24.883						
IDEAL LAP TIME: 1:23.998					FASTEST LAP: 1:24.079					DIFFERENCE: +0.081			

FIA WORLD TOURING CAR CHAMPIONSHIP
RACE 2 - SECTOR ANALYSIS

5 Norbert MICHELISZ (HUN)								Honda Civic WTCC					TC1		
LAP	SECTOR 1	SECTOR 2	SECTOR 3	TOTAL LAP				LAP	SECTOR 1	SECTOR 2	SECTOR 3	TOTAL LAP			
1	29.602	-	34.132	181.7	45.894	88.1	1:49.628	10	20.761	-	31.292	251.4	32.512	201.1	1:24.565
2	51.115	-	51.285	-	25:00.612	-	26:43.012	11	21.017	-	33.518	177.6	43.860	161.3	1:38.395
3	36.642	-	47.121	109.9	53.567	204.3	2:17.330	12	36.663	-	1:02.797	140.3	57.792	197.7	2:37.252
4	21.289	-	31.085	251.0	32.767	202.3	1:25.141	13	21.187	-	31.121	253.6	32.490	201.5	1:24.798
5	20.950	-	31.068	249.3	32.698	203.1	1:24.716	14	20.783	-	31.252	252.3	32.731	202.7	1:24.766
6	20.737	-	31.046	245.5	33.055	201.5	1:24.838	15	20.796	-	31.317	252.3	32.669	201.1	1:24.782
7	20.918	-	31.185	252.3	32.802	202.3	1:24.905	16	21.020	-	31.193	253.6	32.680	201.1	1:24.893
8	21.004	-	31.181	253.1	32.796	200.3	1:24.981	17	20.855	-	31.217	253.6	32.861	200.7	1:24.933
9	21.007	-	31.182	253.6	32.425	201.5	1:24.614								
IDEAL LAP TIME: 1:24.208				FASTEST LAP: 1:24.565				DIFFERENCE: +0.357							

6 Franz ENGSTLER (DEU)								BMW E90 320 TC					TC2		
LAP	SECTOR 1	SECTOR 2	SECTOR 3	TOTAL LAP				LAP	SECTOR 1	SECTOR 2	SECTOR 3	TOTAL LAP			
1	40.015	-	51.463	123.8	58.943	125.3	2:30.421	10	21.904	-	32.943	235.4	34.315	189.4	1:29.162
2	39.655	-	46.054	136.9	24:51.429	83.9	26:17.138	11	22.989	-	35.415	221.6	37.633	181.2	1:36.037
3	33.730	-	44.245	119.6	50.991	190.5	2:08.966	12	25.128	-	52.644	101.0	53.873	190.1	2:11.645
4	22.085	-	32.557	242.7	33.981	192.2	1:28.623	13	21.958	-	32.906	238.0	33.936	192.2	1:28.800
5	21.533	-	32.705	237.3	33.595	192.2	1:27.833	14	21.743	-	32.991	236.9	34.020	192.2	1:28.754
6	21.526	-	32.814	237.3	33.729	191.9	1:28.069	15	21.628	-	33.035	235.7	34.170	190.5	1:28.833
7	21.503	-	32.836	237.3	33.877	192.9	1:28.216	16	21.676	-	32.947	236.9	34.209	191.2	1:28.832
8	21.448	-	32.842	236.5	34.091	190.1	1:28.381	17	21.824	-	32.939	236.1	34.209	190.1	1:28.972
9	21.871	-	32.932	235.7	34.167	191.5	1:28.970								
IDEAL LAP TIME: 1:27.600				FASTEST LAP: 1:27.833				DIFFERENCE: +0.233							

7 Hugo VALENTE (FRA)								Chevrolet RML Cruze TC1					TC1		
LAP	SECTOR 1	SECTOR 2	SECTOR 3	TOTAL LAP				LAP	SECTOR 1	SECTOR 2	SECTOR 3	TOTAL LAP			
1	33.902	-	37.585	159.9	47.825	98.6	1:59.312	4	21.291	-	31.218	253.6	33.838	160.6	1:26.347
2	51.889	-	52.549	-	24:58.668	-	26:43.106	5	25.790	-	45.691	154.0	45.498	-	1:56.979
3	35.904	-	45.189	126.2	49.808	204.7	2:10.901	6	OUT	-	31.254	247.6	36.870	-	5:22.272
IDEAL LAP TIME: 1:26.347				FASTEST LAP: 1:26.347				DIFFERENCE: 0.000							



FIA WORLD TOURING CAR CHAMPIONSHIP
RACE 2 - SECTOR ANALYSIS

8 Pasquale DI SABATINO (ITA)								BMW E90 320 TC					TC2			
LAP	SECTOR 1		SECTOR 2		SECTOR 3		TOTAL LAP	LAP	SECTOR 1		SECTOR 2		SECTOR 3		TOTAL LAP	
1	40.522	-	51.603	118.2	1:02.888	141.6	2:35.013	10	22.241	-	33.320	232.8	34.878	189.1	1:30.439	
2	36.416	-	46.288	131.6	24:52.405	88.9	26:15.109	11	24.540	-	36.034	229.5	35.913	187.0	1:36.487	
3	33.043	-	43.958	123.5	51.391	187.7	2:08.392	12	23.695	-	43.948	-	54.182	187.7	2:01.825	
4	22.096	-	33.308	235.7	34.698	189.4	1:30.102	13	22.472	-	33.136	238.8	34.608	191.2	1:30.216	
5	21.804	-	33.170	235.0	34.529	189.4	1:29.503	14	21.620	-	33.323	238.0	34.811	189.4	1:29.754	
6	21.903	-	33.198	235.0	34.535	190.1	1:29.636	15	21.857	-	33.257	235.4	34.539	189.1	1:29.653	
7	21.835	-	33.182	233.9	34.520	190.5	1:29.537	16	21.953	-	33.199	236.9	34.626	190.5	1:29.778	
8	21.743	-	33.223	233.5	34.670	189.1	1:29.636	17	21.935	-	33.308	236.9	34.711	189.4	1:29.954	
9	21.860	-	33.309	232.4	34.765	189.8	1:29.934									
IDEAL LAP TIME: 1:29.276								FASTEST LAP: 1:29.503					DIFFERENCE: +0.227			

9 Sebastien LOEB (FRA)								Citroen C-Elysee WTCC					TC1			
LAP	SECTOR 1		SECTOR 2		SECTOR 3		TOTAL LAP	LAP	SECTOR 1		SECTOR 2		SECTOR 3		TOTAL LAP	
1	31.094	-	38.818	158.0	46.854	103.7	1:56.766	10	21.066	-	30.965	256.6	32.484	204.3	1:24.515	
2	50.051	-	52.592	-	24:58.946	-	26:41.589	11	21.305	-	33.219	162.9	45.150	126.5	1:39.674	
3	37.599	-	45.285	138.2	50.693	204.3	2:13.577	12	36.511	-	1:03.192	106.1	55.730	201.5	2:35.433	
4	21.437	-	30.727	258.9	32.773	205.5	1:24.937	13	20.933	-	30.879	260.7	32.983	203.1	1:24.795	
5	20.736	-	30.796	259.8	32.989	201.9	1:24.521	14	20.941	-	30.933	258.9	32.753	203.1	1:24.627	
6	20.738	-	31.294	251.8	33.286	204.7	1:25.318	15	20.839	-	31.124	258.4	32.868	202.7	1:24.831	
7	20.659	-	30.984	258.4	32.574	203.9	1:24.217	16	21.029	-	30.887	260.7	32.960	203.5	1:24.876	
8	20.866	-	30.771	262.6	33.596	203.5	1:25.233	17	20.850	-	31.062	259.8	33.026	201.5	1:24.938	
9	20.920	-	31.176	255.8	32.713	201.9	1:24.809									
IDEAL LAP TIME: 1:23.870								FASTEST LAP: 1:24.217					DIFFERENCE: +0.347			

10 Gianni MORBIDELLI (ITA)								Chevrolet RML Cruze TC1					TC1			
LAP	SECTOR 1		SECTOR 2		SECTOR 3		TOTAL LAP	LAP	SECTOR 1		SECTOR 2		SECTOR 3		TOTAL LAP	
1	31.441	-	38.975	154.8	47.054	103.7	1:57.470	10	20.897	-	30.934	255.8	32.605	202.7	1:24.436	
2	50.322	-	53.962	-	24:59.507	-	26:43.791	11	21.217	-	33.612	154.7	44.929	134.3	1:39.758	
3	35.820	-	45.265	130.8	50.124	204.3	2:11.209	12	36.663	-	1:02.701	130.2	56.173	201.5	2:35.537	
4	21.245	-	30.722	257.1	32.663	206.3	1:24.630	13	21.190	-	30.886	257.5	32.919	204.7	1:24.995	
5	21.102	-	30.589	258.0	32.799	204.3	1:24.490	14	20.964	-	30.852	257.1	32.692	205.5	1:24.508	
6	20.915	-	30.922	252.7	32.697	203.9	1:24.534	15	21.037	-	30.965	257.1	32.885	203.1	1:24.887	
7	20.875	-	30.727	255.8	32.756	206.3	1:24.358	16	21.038	-	30.942	258.9	32.950	203.1	1:24.930	
8	21.061	-	30.859	257.1	33.243	203.9	1:25.163	17	20.921	-	31.000	256.6	33.019	202.7	1:24.940	
9	21.195	-	30.992	254.4	32.541	203.9	1:24.728									
IDEAL LAP TIME: 1:24.005								FASTEST LAP: 1:24.358					DIFFERENCE: +0.353			



FIA WORLD TOURING CAR CHAMPIONSHIP
RACE 2 - SECTOR ANALYSIS

14 Mikhail KOZLOVSKIY (RUS)										Lada Granta 1.6T					TC1
LAP	SECTOR 1	SECTOR 2	SECTOR 3	TOTAL LAP	LAP	SECTOR 1	SECTOR 2	SECTOR 3	TOTAL LAP	LAP	SECTOR 1	SECTOR 2	SECTOR 3	TOTAL LAP	
1	33.690	-	37.251	159.9	47.377	100.4	1:58.318	10	21.759	-	32.075	243.5	33.346	199.6	1:27.180
2	50.103	-	54.513	-	24:58.782	-	26:43.398	11	21.424	-	31.982	229.5	39.099	134.3	1:32.505
3	35.728	-	45.545	126.1	50.066	200.0	2:11.339	12	36.500	-	1:02.019	118.2	55.360	198.1	2:33.879
4	21.397	-	31.647	248.4	33.152	199.2	1:26.196	13	21.160	-	31.736	246.0	33.172	200.3	1:26.068
5	21.210	-	31.581	245.1	33.017	200.3	1:25.808	14	21.230	-	31.784	243.5	33.460	200.0	1:26.474
6	20.994	-	31.656	243.9	33.174	200.0	1:25.824	15	21.176	-	32.088	242.3	33.465	199.2	1:26.729
7	21.052	-	31.598	246.4	33.127	200.7	1:25.777	16	21.190	-	31.810	243.9	33.551	199.6	1:26.551
8	21.013	-	31.660	245.5	33.311	199.6	1:25.984	17	21.363	-	31.940	243.1	33.525	198.4	1:26.828
9	21.099	-	32.004	243.1	33.225	198.8	1:26.328								
IDEAL LAP TIME: 1:25.592					FASTEST LAP: 1:25.777					DIFFERENCE: +0.185					

18 Tiago MONTEIRO (PRT)										Honda Civic WTCC					TC1
LAP	SECTOR 1	SECTOR 2	SECTOR 3	TOTAL LAP	LAP	SECTOR 1	SECTOR 2	SECTOR 3	TOTAL LAP	LAP	SECTOR 1	SECTOR 2	SECTOR 3	TOTAL LAP	
1	29.118	-	34.168	188.5	45.806	85.1	1:49.092	10	20.775	-	31.407	245.5	32.460	201.9	1:24.642
2	51.191	-	51.134	-	24:59.825	-	26:42.150	11	20.932	-	33.887	173.4	43.626	159.8	1:38.445
3	37.193	-	47.297	117.0	53.975	203.5	2:18.465	12	37.250	-	1:02.416	139.2	57.605	198.4	2:37.271
4	21.206	-	31.266	247.2	32.616	203.1	1:25.088	13	21.123	-	31.517	245.5	32.638	202.7	1:25.278
5	20.863	-	31.302	247.2	32.405	202.3	1:24.570	14	20.810	-	31.329	248.4	32.420	203.5	1:24.559
6	20.782	-	31.204	246.4	32.474	203.5	1:24.460	15	20.767	-	31.363	247.6	32.465	201.9	1:24.595
7	20.881	-	31.272	247.2	32.704	203.1	1:24.857	16	20.764	-	31.309	248.9	32.497	201.5	1:24.570
8	20.799	-	31.266	246.0	32.880	201.9	1:24.945	17	20.929	-	31.324	248.0	32.704	201.1	1:24.957
9	20.742	-	31.339	247.2	32.427	201.9	1:24.508								
IDEAL LAP TIME: 1:24.351					FASTEST LAP: 1:24.460					DIFFERENCE: +0.109					

25 Mehdi BENNANI (MAR)										Honda Civic WTCC					TC1
LAP	SECTOR 1	SECTOR 2	SECTOR 3	TOTAL LAP	LAP	SECTOR 1	SECTOR 2	SECTOR 3	TOTAL LAP	LAP	SECTOR 1	SECTOR 2	SECTOR 3	TOTAL LAP	
1	30.351	-	34.034	185.6	45.955	86.0	1:50.340	10	21.029	-	31.375	249.7	32.389	202.3	1:24.793
2	51.209	-	51.191	-	25:00.254	-	26:42.654	11	20.946	-	33.693	157.1	45.283	122.9	1:39.922
3	37.564	-	46.658	119.2	53.324	203.9	2:17.546	12	36.520	-	1:03.189	122.2	55.195	201.1	2:34.904
4	21.145	-	31.211	249.3	32.636	202.7	1:24.992	13	21.028	-	31.207	251.8	32.527	202.3	1:24.762
5	20.895	-	31.211	247.6	33.013	203.9	1:25.119	14	21.154	-	31.342	249.7	32.378	201.9	1:24.874
6	20.746	-	31.162	249.7	32.990	202.3	1:24.898	15	20.905	-	31.423	249.3	32.586	200.3	1:24.914
7	20.830	-	31.238	251.8	32.541	202.7	1:24.609	16	20.889	-	31.365	249.7	32.662	201.1	1:24.916
8	21.084	-	31.135	251.0	33.500	201.1	1:25.719	17	20.848	-	31.373	249.3	32.743	201.5	1:24.964
9	20.990	-	31.450	249.7	32.950	201.5	1:25.390								
IDEAL LAP TIME: 1:24.259					FASTEST LAP: 1:24.609					DIFFERENCE: +0.350					



FIA WORLD TOURING CAR CHAMPIONSHIP
RACE 2 - SECTOR ANALYSIS

27 John FILIPPI (FRA)		SEAT Leon WTCC										TC2			
LAP	SECTOR 1	SECTOR 2	SECTOR 3	TOTAL LAP	LAP	SECTOR 1	SECTOR 2	SECTOR 3	TOTAL LAP						
1	38.420	-	50.195	120.5	51.396	130.9	2:20.011	10	22.026	-	33.220	234.2	34.399	188.7	1:29.645
2	34.799	-	50.121	-	24:58.172	-	26:23.092	11	23.681	-	35.325	207.5	37.096	186.7	1:36.102
3	36.622	-	44.816	118.3	50.663	189.4	2:12.101	12	23.805	-	49.834	-	54.695	184.7	2:08.334
4	22.514	-	33.187	237.3	34.680	191.9	1:30.381	13	22.300	-	33.189	236.5	34.398	190.1	1:29.887
5	21.785	-	33.128	238.8	33.928	190.8	1:28.841	14	21.749	-	33.222	235.4	34.293	189.1	1:29.264
6	21.851	-	33.078	237.6	33.989	191.9	1:28.918	15	21.809	-	33.404	234.2	34.402	189.1	1:29.615
7	21.720	-	33.008	236.1	34.180	189.8	1:28.908	16	22.066	-	33.454	235.4	34.666	187.0	1:30.186
8	22.045	-	33.163	235.4	34.301	191.2	1:29.509	17	22.054	-	33.343	233.5	34.725	188.1	1:30.122
9	21.873	-	33.279	234.6	34.398	190.1	1:29.550								
IDEAL LAP TIME: 1:28.656				FASTEST LAP: 1:28.841				DIFFERENCE: +0.185							

37 Jose Maria LOPEZ (ARG)		Citroen C-Elysee WTCC										TC1			
LAP	SECTOR 1	SECTOR 2	SECTOR 3	TOTAL LAP	LAP	SECTOR 1	SECTOR 2	SECTOR 3	TOTAL LAP						
1	30.671	-	35.744	157.3	46.473	87.7	1:52.888	10	20.708	-	31.297	243.5	32.337	205.5	1:24.342
2	51.196	-	50.822	-	25:01.399	-	26:43.417	11	20.969	-	34.573	174.6	43.454	161.8	1:38.996
3	36.684	-	45.724	118.3	52.382	205.5	2:14.790	12	37.310	-	1:02.074	132.8	58.288	200.0	2:37.672
4	21.234	-	30.770	256.6	32.844	204.3	1:24.848	13	20.952	-	31.274	248.4	32.372	207.1	1:24.598
5	20.762	-	30.853	253.6	32.686	206.3	1:24.301	14	20.635	-	31.258	249.3	32.445	207.1	1:24.338
6	20.599	-	30.748	257.5	32.672	204.7	1:24.019	15	20.611	-	31.220	248.4	32.395	205.1	1:24.226
7	20.963	-	30.851	255.8	32.967	206.3	1:24.781	16	20.570	-	31.109	250.1	32.559	205.9	1:24.238
8	20.817	-	30.787	251.8	32.570	204.7	1:24.174	17	20.780	-	31.135	249.7	32.491	204.7	1:24.406
9	20.547	-	30.947	253.1	32.370	205.5	1:23.864								
IDEAL LAP TIME: 1:23.632				FASTEST LAP: 1:23.864				DIFFERENCE: +0.232							

77 Rene MUNNICH (DEU)		Chevrolet RML Cruze TC1										TC1			
LAP	SECTOR 1	SECTOR 2	SECTOR 3	TOTAL LAP	LAP	SECTOR 1	SECTOR 2	SECTOR 3	TOTAL LAP						
1	38.831	-	51.863	124.3	1:03.793	134.8	2:34.487	10	25.582	-	31.940	248.0	33.474	203.1	1:30.996
2	36.243	-	46.508	131.9	24:51.875	80.9	26:14.626	11	21.305	-	32.189	216.1	38.545	118.3	1:32.039
3	32.802	-	44.133	118.5	50.696	193.6	2:07.631	12	36.816	-	1:02.316	114.9	55.755	202.7	2:34.887
4	21.175	-	31.768	251.8	32.318	205.1	1:25.261	13	20.609	-	31.129	255.3	33.039	203.1	1:24.777
5	20.586	-	30.836	254.4	32.518	204.7	1:23.940	14	20.792	-	31.183	254.4	32.827	203.1	1:24.802
6	20.593	-	30.956	253.6	32.828	202.3	1:24.377	15	20.724	-	31.328	254.0	33.049	201.1	1:25.101
7	20.574	-	31.172	253.1	32.641	204.7	1:24.387	16	20.800	-	31.177	254.4	33.325	200.7	1:25.302
8	20.805	-	31.144	253.6	32.632	203.1	1:24.581	17	22.941	-	31.393	251.4	33.494	199.6	1:27.828
9	20.832	-	31.338	252.3	32.780	202.3	1:24.950								
IDEAL LAP TIME: 1:23.728				FASTEST LAP: 1:23.940				DIFFERENCE: +0.212							



FIA WORLD TOURING CAR CHAMPIONSHIP RACE 2 - BEST SECTOR SPEEDS

	INTERMEDIATE 1			INTERMEDIATE 2				FINISH LINE				
	NO	NAME	SPEED	LAP	NO	NAME	SPEED	LAP	NO	NAME	SPEED	LAP
1					9	LOEB	262.6	8	4	CORONEL	207.1	14
2					10	MORBIDELLI	258.9	16	37	LOPEZ	207.1	14
3					37	LOPEZ	257.5	6	10	MORBIDELLI	206.3	7
4					4	CORONEL	256.6	6	9	LOEB	205.5	4
5					77	MUNNICH	255.3	13	77	MUNNICH	205.1	4
6					5	MICHELISZ	253.6	17	7	VALENTE	204.7	3
7					7	VALENTE	253.6	4	5	MICHELISZ	204.3	3
8					25	BENNANI	251.8	13	25	BENNANI	203.9	5
9					18	MONTEIRO	248.9	16	2	TARQUINI	203.5	14
10					14	KOZLOVSKIY	248.4	4	18	MONTEIRO	203.5	14
11					2	TARQUINI	246.0	14	14	KOZLOVSKIY	200.7	7
12					6	ENGSTLER	242.7	4	6	ENGSTLER	192.9	7
13					8	DI SABATINO	238.8	13	27	FILIPPI	191.9	6
14					27	FILIPPI	238.8	5	8	DI SABATINO	191.2	13
15					1	MULLER	132.8	1				



FIA WORLD TOURING CAR CHAMPIONSHIP RACE 2 - BEST SECTOR TIMES

	SECTOR 1			SECTOR 2			SECTOR 3			IDEAL/BEST LAP COMPARISON					
	NO	TIME	LAP	NO	TIME	LAP	NO	TIME	LAP	NO	NAME	IDEAL	BEST	LAP	DIFF
1	37	20.547	9	10	30.589	5	2	32.159	6	37	LOPEZ	1:23.632	1:23.864		+0.232
2	77	20.574	7	9	30.727	4	77	32.318	4	77	MUNNICH	1:23.728	1:23.940		+0.212
3	9	20.659	7	37	30.748	6	37	32.337	10	9	LOEB	1:23.870	1:24.217		+0.347
4	2	20.672	6	4	30.772	4	25	32.378	14	4	CORONEL	1:23.998	1:24.079		+0.081
5	5	20.737	6	77	30.836	5	18	32.405	5	10	MORBIDELLI	1:24.005	1:24.358		+0.353
6	18	20.742	9	5	31.046	6	5	32.425	9	5	MICHELISZ	1:24.208	1:24.565		+0.357
7	25	20.746	6	25	31.135	8	4	32.436	4	2	TARQUINI	1:24.222	1:24.222		0.000
8	4	20.790	6	18	31.204	6	9	32.484	10	25	BENNANI	1:24.259	1:24.609		+0.350
9	10	20.875	7	7	31.218	4	10	32.541	9	18	MONTEIRO	1:24.351	1:24.460		+0.109
10	14	20.994	6	2	31.391	6	14	33.017	5	14	KOZLOVSKIY	1:25.592	1:25.777		+0.185
11	7	21.291	4	14	31.581	5	6	33.595	5	7	VALENTE	1:26.347	1:26.347		0.000
12	6	21.448	8	6	32.557	4	7	33.838	4	6	ENGSTLER	1:27.600	1:27.833		+0.233
13	8	21.620	14	27	33.008	7	27	33.928	5	27	FILIPPI	1:28.656	1:28.841		+0.185
14	27	21.720	7	8	33.136	13	8	34.520	7	8	DISABATINO	1:29.276	1:29.503		+0.227
15	1	33.544	1	1	49.810	1	1	54.308	1						
16				3	56.154	1									

'Perfect Lap' - 1:23.295



FIA WORLD TOURING CAR CHAMPIONSHIP
RACE 2 - RACE HISTORY CHART

LAP 1			LAP 2			LAP 3			LAP 4			LAP 5		
NO	BEHIND	LAP TIME	NO	BEHIND	LAP TIME	NO	BEHIND	LAP TIME	NO	BEHIND	LAP TIME	NO	BEHIND	LAP TIME
2		1:48.151	2		26:40.962	2		2:19.952	2		1:25.161	2		1:24.492
18	0.941	1:49.092	18	2.129	26:42.150	18	0.642	2:18.465	18	0.569	1:25.088	18	0.647	1:24.570
5	1.477	1:49.628	5	3.527	26:43.012	5	0.905	2:17.330	5	0.885	1:25.141	5	1.109	1:24.716
25	2.189	1:50.340	25	3.881	26:42.654	25	1.475	2:17.546	25	1.306	1:24.992	37	1.526	1:24.301
37	4.737	1:52.888	37	7.192	26:43.417	37	2.030	2:14.790	37	1.717	1:24.848	25	1.933	1:25.119
4	7.437	1:55.588	9	9.242	26:41.589	4	2.440	2:11.454	4	2.032	1:24.753	4	2.229	1:24.689
9	8.615	1:56.766	4	10.938	26:44.463	9	2.867	2:13.577	9	2.643	1:24.937	9	2.672	1:24.521
10	9.319	1:57.470	10	12.148	26:43.791	10	3.405	2:11.209	10	2.874	1:24.630	10	2.872	1:24.490
14	10.167	1:58.318	14	12.603	26:43.398	14	3.990	2:11.339	14	5.025	1:26.196	14	6.341	1:25.808
7	11.161	1:59.312	7	13.305	26:43.106	7	4.254	2:10.901	7	5.440	1:26.347	77	7.227	1:23.940
1	29.511	2:17.662	27	13.990	26:23.092	27	6.139	2:12.101	77	7.779	1:25.261	6	14.263	1:27.833
27	31.860	2:20.011	6	18.446	26:17.138	6	7.460	2:08.966	6	10.922	1:28.623	27	15.708	1:28.841
6	42.270	2:30.421	77	20.000	26:14.626	77	7.679	2:07.631	27	11.359	1:30.381	8	19.401	1:29.503
77	46.336	2:34.487	8	21.009	26:15.109	8	9.449	2:08.392	8	14.390	1:30.102	7	37.927	1:56.979
8	46.862	2:35.013												

FIA WORLD TOURING CAR CHAMPIONSHIP
RACE 2 - RACE HISTORY CHART

LAP 6			LAP 7			LAP 8			LAP 9			LAP 10		
NO	BEHIND	LAP TIME	NO	BEHIND	LAP TIME	NO	BEHIND	LAP TIME	NO	BEHIND	LAP TIME	NO	BEHIND	LAP TIME
2		1:24.222	2		1:24.515	2		1:24.322	2		1:24.588	2		1:24.626
18	0.885	1:24.460	18	1.227	1:24.857	37	1.441	1:24.174	37	0.717	1:23.864	37	0.433	1:24.342
37	1.323	1:24.019	37	1.589	1:24.781	18	1.850	1:24.945	18	1.770	1:24.508	18	1.786	1:24.642
5	1.725	1:24.838	5	2.115	1:24.905	5	2.774	1:24.981	5	2.800	1:24.614	5	2.739	1:24.565
4	2.086	1:24.079	4	2.319	1:24.748	4	3.017	1:25.020	4	3.171	1:24.742	4	3.105	1:24.560
25	2.609	1:24.898	25	2.703	1:24.609	10	3.868	1:25.163	10	4.008	1:24.728	10	3.818	1:24.436
10	3.184	1:24.534	10	3.027	1:24.358	25	4.100	1:25.719	9	4.602	1:24.809	9	4.491	1:24.515
9	3.768	1:25.318	9	3.470	1:24.217	9	4.381	1:25.233	25	4.902	1:25.390	25	5.069	1:24.793
77	7.382	1:24.377	77	7.254	1:24.387	77	7.513	1:24.581	77	7.875	1:24.950	77	14.245	1:30.996
14	7.943	1:25.824	14	9.205	1:25.777	14	10.867	1:25.984	14	12.607	1:26.328	14	15.161	1:27.180
6	18.110	1:28.069	6	21.811	1:28.216	6	25.870	1:28.381	7	3 Laps	5:22.272	6	34.788	1:29.162
27	20.404	1:28.918	27	24.797	1:28.908	27	29.984	1:29.509	6	30.252	1:28.970	27	39.965	1:29.645
8	24.815	1:29.636	8	29.837	1:29.537	8	35.151	1:29.636	27	34.946	1:29.550	8	46.310	1:30.439
									8	40.497	1:29.934			

**FIA WORLD TOURING CAR CHAMPIONSHIP
RACE 2 - RACE HISTORY CHART**

LAP 11			LAP 12			LAP 13			LAP 14			LAP 15		
NO	BEHIND	LAP TIME	NO	BEHIND	LAP TIME	NO	BEHIND	LAP TIME	NO	BEHIND	LAP TIME	NO	BEHIND	LAP TIME
2		1:37.929	2		2:38.801	37		1:24.598	37		1:24.338	37		1:24.226
37	1.500	1:38.996	37	0.371	2:37.672	2	0.409	1:25.378	2	0.642	1:24.571	2	0.952	1:24.536
18	2.302	1:38.445	18	0.772	2:37.271	18	1.081	1:25.278	18	1.302	1:24.559	18	1.671	1:24.595
5	3.205	1:38.395	5	1.656	2:37.252	5	1.485	1:24.798	5	1.913	1:24.766	5	2.469	1:24.782
4	4.833	1:39.657	4	1.938	2:35.906	4	1.820	1:24.851	4	2.144	1:24.662	4	2.707	1:24.789
10	5.647	1:39.758	10	2.383	2:35.537	10	2.409	1:24.995	10	2.579	1:24.508	10	3.240	1:24.887
9	6.236	1:39.674	9	2.868	2:35.433	9	2.694	1:24.795	9	2.983	1:24.627	9	3.588	1:24.831
25	7.062	1:39.922	25	3.165	2:34.904	25	2.958	1:24.762	25	3.494	1:24.874	25	4.182	1:24.914
77	8.355	1:32.039	77	4.441	2:34.887	77	4.249	1:24.777	77	4.713	1:24.802	77	5.588	1:25.101
14	9.737	1:32.505	14	4.815	2:33.879	14	5.914	1:26.068	14	8.050	1:26.474	14	10.553	1:26.729
6	32.896	1:36.037	6	5.740	2:11.645	6	9.571	1:28.800	6	13.987	1:28.754	6	18.594	1:28.833
27	38.138	1:36.102	27	7.671	2:08.334	27	12.589	1:29.887	27	17.515	1:29.264	27	22.904	1:29.615
8	44.868	1:36.487	8	7.892	2:01.825	8	13.139	1:30.216	8	18.555	1:29.754	8	23.982	1:29.653

**FIA WORLD TOURING CAR CHAMPIONSHIP
RACE 2 - RACE HISTORY CHART**

LAP 16			LAP 17		
NO	BEHIND	LAP TIME	NO	BEHIND	LAP TIME
37		1:24.238	37		1:24.406
2	1.355	1:24.641	2	1.683	1:24.734
18	2.003	1:24.570	18	2.554	1:24.957
5	3.124	1:24.893	5	3.651	1:24.933
4	3.431	1:24.962	4	3.908	1:24.883
			10	4.466	1:24.940
10	3.932	1:24.930	9	4.758	1:24.938
9	4.226	1:24.876	25	5.418	1:24.964
25	4.860	1:24.916	77	10.074	1:27.828
77	6.652	1:25.302	14	15.288	1:26.828
14	12.866	1:26.551	6	27.754	1:28.972
6	23.188	1:28.832	27	34.568	1:30.122
27	28.852	1:30.186	8	35.070	1:29.954
8	29.522	1:29.778			