



ROUNDS 5 & 6
HUNGARORING
02 - 04 MAY 2014



Timing & Results by MST SYSTEMS Ltd.
www.mstworld.com

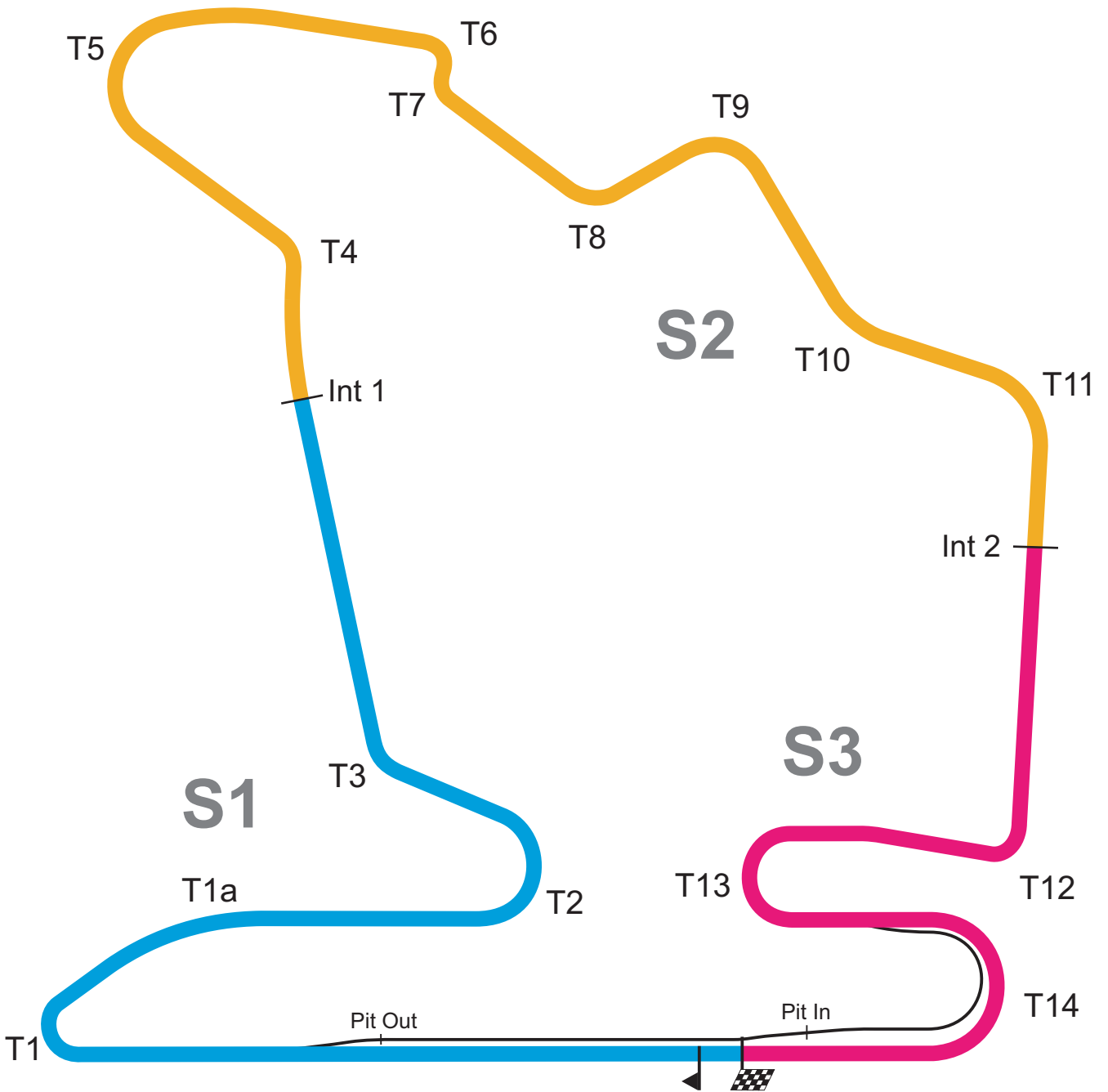
© MST SYSTEMS Ltd. 2014

The Haysfield, Spring Lane North, Malvern, Worcestershire, WR14 1GF
Tel: +44 (0) 1684 560614 Fax: +44 (0) 1684 560624 email: motorsport@mstworld.com



Hungaroring, Hungary
2 - 4th May 2014

▲	Start Line
▣	Finish "Line"
Start Line Offset	40 m
Int 1 @	1,740 Km
Int 2 @	3,284 Km
Circuit Centerline	4,381 Km
Pit in @	4,341 Km
Pit out @	0,325 Km
Pit in to Pit out	0,365 Km
T = Turn Number	S = Sector





2014 FIA WORLD TOURING CAR CHAMPIONSHIP



FIA ENTRY LIST – Hungaroring (HUN), 4 May 2014

N°	CLASS	COMPETITOR	DRIVER	CAR
1	TC1	Citroën Total WTCC	Yvan Muller (FRA)	Citroën C-Elysée WTCC
2	TC1	Honda Racing Team JAS	Gabriele Tarquini (ITA)	Honda Civic WTCC
3	TC1	ROAL Motorsport	Tom Chilton (GBR)	Chevrolet RML Cruze TC1
4	TC1	ROAL Motorsport	Tom Coronel (NLD)	Chevrolet RML Cruze TC1
5	TC1	Zengő Motorsport	Norbert Michelisz (HUN)	Honda Civic WTCC
6	TC2 T	Liqui Moly Team Engstler	Franz Engstler (DEU)	BMW E90 320 TC
7	TC1	Campos Racing	Hugo Valente (FRA)	Chevrolet RML Cruze TC1
8	TC2 T	Liqui Moly Team Engstler	Pasquale di Sabatino (ITA)	BMW E90 320 TC
9	TC1	Citroën Total WTCC	Sébastien Loeb (FRA)	Citroën C-Elysée WTCC
10	TC1	ALL-INKL.COM Münnich Motorsport	Gianni Morbidelli (ITA)	Chevrolet RML Cruze TC1
11	TC1	LADA Sport Lukoil	James Thompson (GBR)	LADA Granta 1.6T
12	TC1	LADA Sport Lukoil	Rob Huff (GBR)	LADA Granta 1.6T
14	TC1	LADA Sport Lukoil	Mikhail Kozlovskiy (RUS)	LADA Granta 1.6T
18	TC1	Honda Racing Team JAS	Tiago Monteiro (PRT)	Honda Civic WTCC
25	TC1	Proteam Racing	Mehdi Bennani (MAR)	Honda Civic WTCC
27	TC2 T	Campos Racing	John Filippi (FRA)	SEAT León WTCC
37	TC1	Citroën Total WTCC	José María López (ARG)	Citroën C-Elysée WTCC
77	TC1	ALL-INKL.COM Münnich Motorsport	Rene Münnich (DEU)	Chevrolet RML Cruze TC1
98	TC1	Campos Racing	Dušan Borković (SRB)	Chevrolet RML Cruze TC1
99	TCN	Nika Racing	Yukinori Taniguchi (JPN)	Honda Civic Super 2000 TC

FIA WORLD TOURING CAR CHAMPIONSHIP TESTING - CLASSIFICATION

NO	CL	DRIVER	NAT	CAR	TIME	ON	LAPS	GAP	DIFF	KM/H
1	2	TC1 Gabriele TARQUINI	ITA	Honda Civic WTCC	1:50.995	9	15			142.09
2	25	TC1 Mehdi BENNANI	MAR	Honda Civic WTCC	1:51.064	6	14	0.069	0.069	142.00
3	18	TC1 Tiago MONTEIRO	PRT	Honda Civic WTCC	1:51.276	10	11	0.281	0.212	141.73
4	3	TC1 Tom CHILTON	GBR	Chevrolet RML Cruze	1:51.349	7	10	0.354	0.073	141.64
5	5	TC1 Norbert MICHELISZ	HUN	Honda Civic WTCC	1:51.433	10	13	0.438	0.084	141.53
6	37	TC1 Jose Maria LOPEZ	ARG	Citroen C-Elysee WTCC	1:51.453	8	10	0.458	0.020	141.50
7	7	TC1 Hugo VALENTE	FRA	Chevrolet RML Cruze	1:51.589	10	12	0.594	0.136	141.33
8	1	TC1 Yvan MULLER	FRA	Citroen C-Elysee WTCC	1:51.738	6	10	0.743	0.149	141.14
9	9	TC1 Sebastien LOEB	FRA	Citroen C-Elysee WTCC	1:51.789	9	10	0.794	0.051	141.08
10	12	TC1 Rob HUFF	GBR	Lada Granta 1.6T	1:51.851	9	11	0.856	0.062	141.00
11	10	TC1 Gianni MORBIDELLI	ITA	Chevrolet RML Cruze	1:52.172	10	11	1.177	0.321	140.60
12	77	TC1 Rene MUNNICH	GER	Chevrolet RML Cruze	1:52.885	9	13	1.890	0.713	139.71
13	4	TC1 Tom CORONEL	NLD	Chevrolet RML Cruze	1:53.181	6	9	2.186	0.296	139.34
14	11	TC1 James THOMPSON	GBR	Lada Granta 1.6T	1:53.270	10	12	2.275	0.089	139.23
15	98	TC1 Dusan BORKOVIC	SRB	Chevrolet RML Cruze	1:54.209	6	11	3.214	0.939	138.09
16	14	TC1 Mikhail KOZLOVSKIY	RUS	Lada Granta 1.6T	1:55.526	9	11	4.531	1.317	136.51
17	6	TC2 Franz ENGSTLER	DEU	BMW E90 320	1:56.792	9	13	5.797	1.266	135.04
18	8	TC2 Pasquale DI SABATINO	ITA	BMW E90 320	1:58.334	9	12	7.339	1.542	133.28
19	99	TCN Yukinori TANIGUCHI	JPN	Honda Civic S2000 TC	2:01.504	8	10	10.509	3.170	129.80

For Media Information Purposes - No Regulatory Value.

Car 27 did not participate.

Weather/Track: Sun 21C / Dry 40C

Hungaroring

Circuit Length: 4.381 km / 2.722 miles

Start: 12:30 Flag: 13:00

Race Director	Steward:	Timekeeper	Posted at:
---------------	----------	------------	------------

www.mstworld.com

Printed -13:04 Friday, 2 May 2014



WTCC Race of Hungary – Hungaroring, Budapest – 3 / 4 May 2014

www.fiawtcc.com

2014 FIA World Touring Car Championship

Testing - Sector Analysis Report

Lap S1 Time S1 Spd S2 Time S2 Spd S3 Time S3 Spd Lap Time Pit Lap S1 Time S1 Spd S2 Time S2 Spd S3 Time S3 Spd Lap Time Pit

1 Yvan MULLER				FRA				Citroen C-Elysee WTCC				TC1			
1	11:14.683	170.0	50.442	92.7	34.235	175.3	12:39.360	7	39.703	206.5	41.588	131.0	31.267	175.8	1:52.558
2	40.283	200.3	41.826	149.5	34.280	175.3	1:56.389	8	39.710	208.0	42.028	139.1	36.857		1:58.595 Pit
3	39.659	203.0	41.889	146.3	31.648	175.8	1:53.196	9	8:47.666	201.1	41.722	136.7	31.233	177.0	10:00.621
4	41.673	170.8	43.957	122.8	41.973		2:07.603 Pit	10	39.864	207.2	44.038	129.3	51.020		2:14.922 Pit
5	5:37.754	180.6	42.543	164.8	31.559	177.6	6:51.856								
6	39.387	208.8	41.195	133.6	31.156	177.3	1:51.738								

2 Gabriele TARQUINI				ITA				Honda Civic WTCC				TC1			
1	10:59.588	170.8	45.085	137.0	33.164	174.4	12:17.837	9	39.548	207.2	40.554	166.6	30.893	175.6	1:50.995
2	41.287	196.7	45.632	164.6	31.424	176.1	1:58.343	10	39.734	206.5	40.775	166.1	31.136	175.0	1:51.645
3	40.214	201.4	41.260	164.8	32.586	175.3	1:54.060	11	39.786	207.6	41.283	162.6	31.655	175.6	1:52.724
4	43.769	189.8	47.794	157.2	33.375	176.7	2:04.938	12	39.983	206.5	41.209	163.8	31.471	175.6	1:52.663
5	40.138	205.3	41.482	160.2	31.498	175.6	1:53.118	13	40.121	204.1	41.543	162.8	31.670	175.6	1:53.334
6	40.117	206.8	41.569	162.6	31.473	176.1	1:53.159	14	40.156	206.8	41.658	161.9	31.622	175.3	1:53.436
7	39.982	204.5	41.542	162.6	42.293		2:03.817 Pit	15	41.982	183.3	44.788	150.4	45.054		2:11.824 Pit
8	5:09.008	151.2	50.843	141.3	33.607	177.0	6:33.458								

3 Tom CHILTON				GBR				Chevrolet RML Cruze				TC1			
1	11:18.851	148.9	51.516	147.3	42.602		12:52.969 Pit	7	39.571	201.8	40.901	167.1	30.877	176.1	1:51.349
2	3:59.050	169.8	45.594	157.2	34.007	175.6	5:18.651	8	39.623	206.1	41.244	159.7	31.276	177.0	1:52.143
3	40.251	184.9	42.208	165.3	31.392	175.6	1:53.851	9	39.667	206.8	41.440	167.9	31.278	176.4	1:52.385
4	39.937	196.3	41.839	165.3	31.397	175.8	1:53.173	10	42.050	156.5	47.444	130.5	45.056		2:14.550 Pit
5	40.196	201.8	43.120	127.6	46.883		2:10.199 Pit								
6	6:02.039	175.0	45.239	157.8	32.856	179.1	7:20.134								

4 Tom CORONEL				NLD				Chevrolet RML Cruze				TC1			
1	11:41.337	142.6	52.359	95.1	45.940		13:19.636 Pit	6	40.136	204.1	41.665	140.6	31.380	175.0	1:53.181
2	11:55.799	132.1	54.885	107.4	40.759	122.1	13:31.443	7	39.940	203.7	41.664	136.0	32.127	171.9	1:53.731
3	55.685	119.6	55.696	133.8	39.957	128.5	2:31.338	8	39.899	205.7	41.741	141.1	31.674	174.1	1:53.314
4	49.646	160.4	49.214	110.3	42.749		2:21.609 Pit	9	40.844	151.8	52.908	104.2	50.224		2:23.976 Pit
5	2:19.342	172.2	44.589	119.6	32.546	175.0	3:36.477								

5 Norbert MICHELISZ				HUN				Honda Civic WTCC				TC1			
1	11:04.255	185.5	45.060	145.1	34.642	177.9	12:23.957	8	40.994	175.8			1:18.782		1:59.776 Pit
2	40.308	199.2	41.669	165.6	31.552	176.1	1:53.529	9	2:16.490	201.1	42.889	155.3	30.965	180.0	3:30.344
3	40.429	203.3	41.769	133.4	31.424	177.0	1:53.622	10	39.274	210.1	40.648	164.8	31.511	176.4	1:51.433
4	40.396	204.5			1:22.503		2:02.899 Pit	11	40.204	172.5	43.439	162.1	32.032	176.4	1:55.675
5	3:13.774	197.8	42.866	136.1	35.984		4:32.624 Pit	12	39.566	208.0	41.427	164.1	31.538	175.8	1:52.531
6	3:48.096	202.6	41.383	163.3	31.283	175.8	5:00.762	13	40.383	190.1			1:33.054		2:13.437 Pit
7	39.839	206.5	41.450	163.1	31.442	175.6	1:52.731								



Circuit Length - 4.381 kilometres
Hungaroring
Hungary

Weather/Track: Sun 21C/Dry 40C

Printed at 13:15, Friday, 02 May, 2014

© MST Systems Ltd, 2010 (www.mstworld.com)

Page 1

2014 FIA World Touring Car Championship

Testing - Sector Analysis Report

Lap	S1 Time	S1 Spd	S2 Time	S2 Spd	S3 Time	S3 Spd	Lap Time	Pit	Lap	S1 Time	S1 Spd	S2 Time	S2 Spd	S3 Time	S3 Spd	Lap Time	Pit
6 Franz ENGSTLER DEU BMW E90 320 TC2																	
1	11:31.591	165.1	49.116	133.6	48.217		13:08.924	Pit	8	4:16.855	167.9	46.549	154.5	32.961	167.4	5:36.365	
2	2:51.223	179.1	44.382	155.8	33.298	168.2	4:08.903		9	41.584	197.0	42.845	157.2	32.363	166.1	1:56.792	
3	41.807	193.2	43.607	157.2	32.610	165.1	1:58.024		10	41.550	195.6	43.658	148.3	32.691	166.1	1:57.899	
4	41.630	194.5	43.572	151.6	32.704	166.1	1:57.906		11	41.813	166.6	45.013	154.7	32.933	167.4	1:59.759	
5	42.142	195.2	44.214	156.9	32.664	167.4	1:59.020		12	41.467	196.7	43.536	156.0	37.663	167.4	2:02.666	
6	41.787	194.9	43.834	157.4	32.980	166.9	1:58.601		13	41.874	185.2	52.687	113.5	54.354		2:28.915	Pit
7	42.409	193.8	44.357	154.7	50.718		2:17.484	Pit									
7 Hugo VALENTE FRA Chevrolet RML Cruze TC1																	
1	11:28.946	145.9	51.047	126.3	39.699	160.2	12:59.692		8	40.615	201.1	44.540	150.6	39.314		2:04.469	Pit
2	47.940	152.9	48.206	151.2	34.297	177.0	2:10.443		9	5:40.159	183.6	46.704	162.8	34.239	181.5	7:01.102	
3	46.059	169.5	44.627	161.9	32.817	175.8	2:03.503		10	39.244	206.5	41.032	166.9	31.313	178.2	1:51.589	
4	44.146	157.4	47.442	142.2	44.445		2:16.033	Pit	11	39.537	200.0	41.686	163.1	31.640	179.4	1:52.863	
5	2:42.855	194.5	41.717	166.1	31.702	176.4	3:56.274		12	46.252	149.1	47.618	137.0	44.943		2:18.813	Pit
6	39.785	210.1	41.680	159.7	32.035	178.8	1:53.500										
7	39.790	194.2	41.895	166.4	31.753	177.3	1:53.438										
8 Pasquale DI SABATINO ITA BMW E90 320 TC2																	
1	11:32.787	207.6	48.666	133.3	49.626		13:11.079	Pit	8	2:09.625	170.8	46.724	150.8	33.375	169.0	3:29.724	
2	4:37.211	177.3	45.686	129.4	33.483	167.1	5:56.380		9	41.858	191.4	43.723	154.7	32.753	169.2	1:58.334	
3	42.504	188.1	46.598	151.4	33.008	167.7	2:02.110		10	41.710	194.9	43.649	150.4	33.208	168.4	1:58.567	
4	42.099	188.8	43.979	154.5	32.799	167.9	1:58.877		11	41.763	192.8	43.938	154.7	32.907	169.5	1:58.608	
5	46.680	149.1	44.473	156.0	33.061	169.0	2:04.214		12	41.915	196.0	54.226	120.4	47.030		2:23.171	Pit
6	41.942	194.2	44.180	155.6	32.694	169.0	1:58.816										
7	48.812	126.3	49.775	139.5	46.559		2:25.146	Pit									
9 Sebastien LOEB FRA Citroen C-Elysee WTCC TC1																	
1	11:12.059	193.8	43.379	135.3	33.651	177.6	12:29.089		7	14:38.917	203.0	44.646	128.7	34.432	178.2	15:57.995	
2	39.918	202.2	42.128	163.3	31.876	176.1	1:53.922		8	39.308	210.1	41.721	137.2	31.267	179.7	1:52.296	
3	39.849	206.8	41.736	162.4	31.964	174.7	1:53.549		9	39.256	210.9	41.245	134.1	31.288	177.9	1:51.789	
4	40.139	205.3	41.913	147.5	31.723	178.8	1:53.775		10	39.583	207.6	41.492	128.7	46.068		2:07.143	Pit
5	39.826	206.1	41.728	165.6	31.657	176.1	1:53.211										
6	39.825	206.5	41.978	163.3	34.418		1:56.221	Pit									
10 Gianni MORBIDELLI ITA Chevrolet RML Cruze TC1																	
1	11:20.125	115.3	52.221	145.7	35.978	177.0	12:48.324		7	40.072	202.2	42.017	164.8	31.784	174.4	1:53.873	
2	40.702	188.4	42.513	167.7	31.652	175.8	1:54.867		8	41.499	179.1	45.259	143.2	39.782		2:06.540	Pit
3	40.252	197.0	41.849	165.6	31.946	174.7	1:54.047		9	4:49.855	146.7	43.791	164.1	32.431	178.2	6:06.077	
4	45.195	167.9	44.019	161.9	40.125		2:09.339	Pit	10	39.587	208.0	41.211	165.1	31.374	177.6	1:52.172	
5	6:19.924	190.1	42.800	162.4	31.694	178.2	7:34.418		11	43.312	162.8	43.340	164.8	37.245		2:03.897	Pit
6	40.284	203.0	42.330	165.1	31.564	176.4	1:54.178										



Circuit Length - 4.381 kilometres
Hungaroring
Hungary

Weather/Track: Sun 21C/Dry 40C

Printed at 13:15, Friday, 02 May, 2014

© MST Systems Ltd, 2010 (www.mstworld.com)

Page 2

2014 FIA World Touring Car Championship

Testing - Sector Analysis Report

Lap S1 Time S1 Spd S2 Time S2 Spd S3 Time S3 Spd Lap Time Pit Lap S1 Time S1 Spd S2 Time S2 Spd S3 Time S3 Spd Lap Time Pit

11 James THOMPSON				GBR				LADA Granta 1.6T				TC1				
1	11:12.948	145.7	45.398	158.1	46.521	12:44.867	Pit	8	40.698	200.0	42.496	159.2	47.936	2:11.130	Pit	
2	3:36.150	160.0	45.038	157.8	32.091	172.2	4:53.279	9	3:29.062	161.9	45.973	156.0	32.693	174.1	4:47.728	
3	40.351	194.2	42.315	158.5	31.891	171.7	1:54.557	10	40.240	204.1	41.347	163.8	31.683	172.5	1:53.270	
4	41.015	199.2	42.356	161.6	31.990	171.4	1:55.361	11	40.454	202.2	41.887	160.9	31.764	171.1	1:54.105	
5	41.757	193.5	47.327	157.8	44.617	2:13.701	Pit	12	45.290	163.6	46.595	105.4	45.960		2:17.845	Pit
6	3:43.012	162.4	47.052	147.7	35.784	171.7	5:05.848									
7	40.798	201.1	42.167	159.0	31.968	172.2	1:54.933									


12 Rob HUFF				GBR				LADA Granta 1.6T				TC1				
1	11:09.481	182.4	43.461	160.2	32.774	174.7	12:25.716	7	46.459	160.0	46.304	123.0	42.848	2:15.611	Pit	
2	40.452	200.0	41.899	162.6	31.758	172.5	1:54.109	8	5:38.774	169.8	48.662	140.9	34.925	176.1	7:02.361	
3	40.538	203.7	42.345	161.1	42.681		2:05.564	Pit	9	39.660	203.0	40.957	163.8	31.234	173.9	1:51.851
4	4:37.507	172.2	45.578	149.3	34.690	173.6	5:57.775	10	39.851	200.7	41.506	161.6	31.431	174.7	1:52.788	
5	40.412	203.3	41.901	161.9	31.664	173.9	1:53.977	11	42.081	192.8	42.307	162.4	39.130		2:03.518	Pit
6	40.278	204.5	41.725	161.6	31.656	173.0	1:53.659									

14 Mikhail KOZLOVSKIY				RUS				LADA Granta 1.6T				TC1				
1	11:11.160	176.4	45.965	159.7	33.703	172.8	12:30.828	7	42.476	193.2	47.196	160.2	44.339	2:14.011	Pit	
2	42.736	180.0	44.358	163.3	32.781	173.9	1:59.875	8	5:22.582	171.4	46.956	160.7	32.969	175.8	6:42.507	
3	42.712	171.7	49.231	140.6	35.533	169.2	2:07.476	9	40.934	191.4	42.158	155.8	32.434	166.6	1:55.526	
4	41.504	197.0	42.865	159.2	33.227	169.8	1:57.596	10	40.822	198.1	42.142	160.7	32.904	172.8	1:55.868	
5	41.521	196.3	43.126	161.9	45.541	2:10.188	Pit	11	44.479	191.1	47.254	122.5	48.721		2:20.454	Pit
6	5:25.380	183.0	43.044	155.8	32.505	173.3	6:40.929									

18 Tiago MONTEIRO				PRT				Honda Civic WTCC				TC1				
1	11:01.284	169.8	44.601	150.8	34.570	176.4	12:20.455	7	39.998	205.3	42.317	152.9	33.098	177.6	1:55.413	
2	40.112	196.7	41.507	165.8	31.269	176.1	1:52.888	8	40.040	203.3	41.919	162.4	37.120		1:59.079	Pit
3	39.951	200.0	41.770	159.5	31.519	176.7	1:53.240	9	4:37.049	166.6	49.003	125.1	38.278	178.2	6:04.330	
4	42.850	183.9	43.658	157.6	39.094		2:05.602	Pit	10	39.431	203.0	40.580	164.8	31.265	178.5	1:51.276
5	4:11.939	167.4	47.092	158.5	32.701	177.9	5:31.732	11	40.113	204.1	44.906	142.4	43.138		2:08.157	Pit
6	40.064	204.9	41.470	165.1	31.431	175.6	1:52.965									

25 Mehdi BENNANI				MAR				Honda Civic WTCC				TC1				
1	11:02.053	157.2	44.607	144.5	34.594	178.2	12:21.254	9	3:12.151	152.5	46.906	156.2	32.367	180.3	4:31.424	
2	40.387	194.5	41.360	168.2	31.585	178.8	1:53.332	10	39.567	204.1	40.960	170.0	31.090	180.3	1:51.617	
3	39.933	203.0	41.361	165.8	31.729	177.9	1:53.023	11	39.340	207.2	40.953	167.4	31.212	178.5	1:51.505	
4	40.424	195.2	42.365	166.1	36.417		1:59.006	Pit	12	39.854	206.5	41.276	168.2	31.583	177.3	1:52.713
5	3:24.497	150.6	48.120	164.6	33.123	180.3	4:45.740	13	39.980	205.7	41.425	166.4	31.667	178.2	1:53.072	
6	39.254	203.3	40.606	169.8	31.204	179.4	1:51.064	14	40.091	190.4	42.970	162.4	41.141		2:04.202	Pit
7	39.388	207.6	41.083	166.9	31.294	179.1	1:51.765									
8	39.800	205.3	41.936	165.8	35.344		1:57.080	Pit								

37 Jose Maria LOPEZ				ARG				Citroen C-Elysee WTCC				TC1				
1	12:16.668	171.4	44.085	151.2	32.310	180.9	13:33.063	7	13:00.158	149.3	53.947	130.7	33.770	180.3	14:27.875	
2	39.730	202.6	41.500	146.5	31.196	178.5	1:52.426	8	39.518	203.3	40.867	156.7	31.068	177.6	1:51.453	
3	39.402	210.1	41.047	164.1	31.419	177.0	1:51.868	9	39.306	172.8	41.202	136.3	31.243	177.6	1:51.751	
4	39.657	206.1	41.421	138.9	34.155	178.8	1:55.233	10	47.891	142.2	51.926	138.6	47.734		2:27.551	Pit
5	39.696	208.0	41.613	160.2	31.562	177.0	1:52.871									
6	40.008	203.3	41.867	122.8	38.043		1:59.918	Pit								



Circuit Length - 4.381 kilometres
Hungaroring
Hungary

Weather/Track: Sun 21C/Dry 40C

Printed at 13:15, Friday, 02 May, 2014

© MST Systems Ltd, 2010 (www.mstworld.com)

Page 3

2014 FIA World Touring Car Championship Testing - Sector Analysis Report

Lap S1 Time S1 Spd S2 Time S2 Spd S3 Time S3 Spd Lap Time Pit Lap S1 Time S1 Spd S2 Time S2 Spd S3 Time S3 Spd Lap Time Pit

77 Rene MUNNICH				GER				Chevrolet RML Cruze				TC1			
1	11:20.986	114.8	52.927	137.5	36.715	177.0	12:50.628	8	4:27.236	161.1	48.237	141.3	33.513	177.9	5:48.986
2	40.592	202.6	41.946	165.3	32.114	174.7	1:54.652	9	39.831	206.1	41.776	162.4	31.278	175.8	1:52.885
3	40.298	200.7	42.117	163.8	31.835	176.1	1:54.250	10	39.999	206.1	44.908	106.5	36.150	176.7	2:01.057
4	41.591	191.4	43.787	156.0	39.031		2:04.409 Pit	11	40.132	209.3	41.875	162.1	31.427	177.9	1:53.434
5	3:06.565	188.4	44.216	155.8	32.523	175.8	4:23.304	12	40.048	207.6	42.389	161.9	31.445	176.7	1:53.882
6	39.967	208.8	41.936	162.4	31.708	174.7	1:53.611	13	43.429	159.7	48.235	133.6	44.800		2:16.464 Pit
7	42.310	171.9	45.234	150.4	40.367		2:07.911 Pit								

98 Dusan BORKOVIC				SRB				Chevrolet RML Cruze				TC1			
1	11:42.906	78.8	55.843	130.7	40.383	129.6	13:19.132	7	40.400	207.2	41.989	164.6	31.895	175.8	1:54.284
2	1:01.398	145.7	50.188	149.5	34.894	149.7	2:26.480	8	40.016	208.0	42.503	161.1	47.513		2:10.032 Pit
3	42.999	194.5	43.040	162.8	32.089	176.4	1:58.128	9	3:19.642	146.7	51.565	146.7	34.160	178.2	4:45.367
4	59.187	102.9	1:01.778	115.7	56.738		2:57.703 Pit	10	40.146	205.3	42.224	162.1	32.095	177.9	1:54.465
5	4:35.872	103.0	55.189	119.8	39.226	176.4	6:10.287	11	40.293	206.1	57.008	125.4	53.979		2:31.280 Pit
6	40.358	203.7	42.058	165.3	31.793	177.0	1:54.209								

99 Yukinori TANIGUCHI				JPN				Honda Civic S2000 TC				TCN			
1	19:40.180	149.3	50.868	142.1	49.279		21:20.327 Pit	7	43.328	184.9	45.484	147.1	33.587	166.6	2:02.399
2	4:51.451	157.4	47.411	135.8	35.657	164.8	6:14.519	8	42.710	186.5	45.588	154.2	33.206	168.2	2:01.504
3	43.641	180.9	46.158	149.5	33.595	165.3	2:03.394	9	42.710	192.8	45.057	151.6	33.871	166.1	2:01.638
4	44.742	180.6	45.230	152.3	33.606	165.6	2:03.578	10	43.121	184.9	45.836	146.9	44.781		2:13.738 Pit
5	43.371	187.1	45.885	153.1	33.393	166.6	2:02.649								
6	42.967	187.8	48.011	121.8	34.431	167.4	2:05.409								



Circuit Length - 4.381 kilometres
Hungaroring
Hungary

Weather/Track: Sun 21C/Dry 40C

Printed at 13:15, Friday, 02 May, 2014

© MST Systems Ltd, 2010 (www.mstworld.com)

Page 4

2014 FIA World Touring Car Championship Testing - Best Sector Speeds Report

SECTOR 1				SECTOR 2				SECTOR 3				
POS	NO	NAME	SPEED	LAP	NO	NAME	SPEED	LAP	NO	NAME	SPEED	LAP
1	9	LOEB	210.9	9	25	BENNANI	170.0	10	7	VALENTE	181.5	9
2	5	MICHELISZ	210.1	10	3	CHILTON	167.9	9	37	LOPEZ	180.9	1
3	7	VALENTE	210.1	6	10	MORBIDELLI	167.7	2	25	BENNANI	180.3	5
4	37	LOPEZ	210.1	3	7	VALENTE	166.9	10	5	MICHELISZ	180.0	9
5	77	MUNNICH	209.3	11	2	TARQUINI	166.6	9	9	LOEB	179.7	8
6	1	MULLER	208.8	6	18	MONTEIRO	165.8	2	3	CHILTON	179.1	6
7	10	MORBIDELLI	208.0	10	5	MICHELISZ	165.6	2	18	MONTEIRO	178.5	10
8	98	BORKOVIC	208.0	8	9	LOEB	165.6	5	10	MORBIDELLI	178.2	5
9	2	TARQUINI	207.6	11	77	MUNNICH	165.3	2	98	BORKOVIC	178.2	9
10	8	DI SABATINO	207.6	1	98	BORKOVIC	165.3	6	77	MUNNICH	177.9	8
11	25	BENNANI	207.6	7	1	MULLER	164.8	5	1	MULLER	177.6	5
12	3	CHILTON	206.8	9	37	LOPEZ	164.1	3	2	TARQUINI	177.0	8
13	4	CORONEL	205.7	8	11	THOMPSON	163.8	10	12	HUFF	176.1	8
14	18	MONTEIRO	205.3	7	12	HUFF	163.8	9	14	KOZLOVSKIY	175.8	8
15	12	HUFF	204.5	6	14	KOZLOVSKIY	163.3	2	4	CORONEL	175.0	5
16	11	THOMPSON	204.1	10	6	ENGSTLER	157.4	6	11	THOMPSON	174.1	9
17	14	KOZLOVSKIY	198.1	10	8	DI SABATINO	156.0	5	8	DI SABATINO	169.5	11
18	6	ENGSTLER	197.0	9	99	TANIGUCHI	154.2	8	6	ENGSTLER	168.2	2
19	99	TANIGUCHI	192.8	9	4	CORONEL	141.1	8	99	TANIGUCHI	168.2	8



Circuit Length - 4.381 kilometres
Hungaroring
Hungary

Weather/Track: Sun 21C/Dry 40C

2014 FIA World Touring Car Championship Testing - Best Sector Times Report

POS	NO	SECTOR 1		SECTOR 2		SECTOR 3		IDEAL/BEST LAP COMPARISON							
		TIME	LAP	NO	TIME	LAP	NO	TIME	LAP	NO	NAME	IDEAL	BEST	LAP	DIFF
1	7	39.244	10	2	40.554	9	3	30.877	7	5	MICHELISZ	1:50.887	1:51.433	10	+ 0.546
2	25	39.254	6	18	40.580	10	2	30.893	9	25	BENNANI	1:50.950	1:51.064	6	+ 0.114
3	9	39.256	9	25	40.606	6	5	30.965	9	2	TARQUINI	1:50.995	1:50.995	9	+ 0.000
4	5	39.274	10	5	40.648	10	37	31.068	8	37	LOPEZ	1:51.241	1:51.453	8	+ 0.212
5	37	39.306	9	37	40.867	8	25	31.090	10	18	MONTEIRO	1:51.276	1:51.276	10	+ 0.000
6	1	39.387	6	3	40.901	7	1	31.156	6	3	CHILTON	1:51.349	1:51.349	7	+ 0.000
7	18	39.431	10	12	40.957	9	12	31.234	9	7	VALENTE	1:51.589	1:51.589	10	+ 0.000
8	2	39.548	9	7	41.032	10	18	31.265	10	1	MULLER	1:51.738	1:51.738	6	+ 0.000
9	3	39.571	7	1	41.195	6	9	31.267	8	9	LOEB	1:51.768	1:51.789	9	+ 0.021
10	10	39.587	10	10	41.211	10	77	31.278	9	12	HUFF	1:51.851	1:51.851	9	+ 0.000
11	12	39.660	9	9	41.245	9	7	31.313	10	10	MORBIDELL	1:52.172	1:52.172	10	+ 0.000
12	77	39.831	9	11	41.347	10	10	31.374	10	77	MUNNICH	1:52.885	1:52.885	9	+ 0.000
13	4	39.899	8	4	41.664	7	4	31.380	6	4	CORONEL	1:52.943	1:53.181	6	+ 0.238
14	98	40.016	8	77	41.776	9	11	31.683	10	11	THOMPSON	1:53.270	1:53.270	10	+ 0.000
15	11	40.240	10	98	41.989	7	98	31.793	6	98	BORKOVIC	1:53.798	1:54.209	6	+ 0.411
16	14	40.822	10	14	42.142	10	6	32.363	9	14	KOZLOVSKI	1:55.398	1:55.526	9	+ 0.128
17	6	41.467	12	6	42.845	9	14	32.434	9	6	ENGSTLER	1:56.675	1:56.792	9	+ 0.117
18	8	41.710	10	8	43.649	10	8	32.694	6	8	DI SABATIN	1:58.053	1:58.334	9	+ 0.281
19	99	42.710	8	99	45.057	9	99	33.206	8	99	TANIGUCHI	2:00.973	2:01.504	8	+ 0.531

'Perfect Lap' - 1:50.675



Weather/Track: Sun 21C/Dry 40C

Printed at 13:14, Friday, 02 May, 2014
© MST Systems Ltd, 2010 (www.mstworld.com)



Circuit Length - 4.381 kilometres
Hungaroring
Hungary

Page 1

FIA WORLD TOURING CAR CHAMPIONSHIP
FREE PRACTICE 1 - CLASSIFICATION

NO	CL	DRIVER	NAT	CAR	TIME	ON	LAPS	GAP	DIFF	KM/H
1	37	TC1 Jose Maria LOPEZ	ARG	Citroen C-Elysee WTCC	1:49.494	10	11			144.04
2	1	TC1 Yvan MULLER	FRA	Citroen C-Elysee WTCC	1:50.774	8	14	1.280	1.280	142.37
3	3	TC1 Tom CHILTON	GBR	Chevrolet RML Cruze TC1	1:50.905	11	13	1.411	0.131	142.20
4	18	TC1 Tiago MONTEIRO	PRT	Honda Civic WTCC	1:51.071	8	9	1.577	0.166	141.99
5	9	TC1 Sebastien LOEB	FRA	Citroen C-Elysee WTCC	1:51.155	9	15	1.661	0.084	141.88
6	2	TC1 Gabriele TARQUINI	ITA	Honda Civic WTCC	1:51.182	9	11	1.688	0.027	141.85
7	25	TC1 Mehdi BENNANI	MAR	Honda Civic WTCC	1:51.238	9	12	1.744	0.056	141.78
8	10	TC1 Gianni MORBIDELLI	ITA	Chevrolet RML Cruze TC1	1:51.517	10	12	2.023	0.279	141.42
9	98	TC1 Dusan BORKOVIC	SRB	Chevrolet RML Cruze TC1	1:51.562	9	12	2.068	0.045	141.37
10	5	TC1 Norbert MICHELISZ	HUN	Honda Civic WTCC	1:51.564	6	13	2.070	0.002	141.36
11	7	TC1 Hugo VALENTE	FRA	Chevrolet RML Cruze TC1	1:51.627	12	13	2.133	0.063	141.28
12	77	TC1 Rene MUNNICH	GER	Chevrolet RML Cruze TC1	1:52.122	11	14	2.628	0.495	140.66
13	4	TC1 Tom CORONEL	NLD	Chevrolet RML Cruze TC1	1:52.287	6	13	2.793	0.165	140.45
14	12	TC1 Rob HUFF	GBR	Lada Granta 1.6T	1:52.652	9	11	3.158	0.365	140.00
15	11	TC1 James THOMPSON	GBR	Lada Granta 1.6T	1:53.182	7	9	3.688	0.530	139.34
16	14	TC1 Mikhail KOZLOVSKIY	RUS	Lada Granta 1.6T	1:53.457	9	15	3.963	0.275	139.00
17	6	TC2 Franz ENGSTLER	DEU	BMW E90 320 TC	1:55.786	11	12	6.292	2.329	136.21
18	8	TC2 Pasquale DI SABATINO	ITA	BMW E90 320 TC	1:57.220	11	12	7.726	1.434	134.54
19	99	TCN Yukinori TANIGUCHI	JPN	Honda Civic S2000 TC	1:57.617	11	14	8.123	0.397	134.09
20	27	TC2 John FILIPPI	FRA	SEAT Leon WTCC	2:00.159	10	11	10.665	2.542	131.25

For Media Information Purposes - No Regulatory Value.

Hungaroring
Circuit Length: 4.381 km / 2.722 miles
Start: 9:00 Flag: 9:30

Weather/Track: Cloud 14C / Damp 21C

Race Director	Steward:	Timekeeper	Posted at:
---------------	----------	------------	------------

www.mstworld.com

Printed -9:34 Saturday, 3 May 2014



WTCC Race of Hungary - Hungaroring, Budapest - 3 / 4 May 2014

www.fiawtcc.com

2014 FIA World Touring Car Championship

Free Practice 1 - Sector Analysis Report

Lap	S1 Time	S1 Spd	S2 Time	S2 Spd	S3 Time	S3 Spd	Lap Time	Pit	Lap	S1 Time	S1 Spd	S2 Time	S2 Spd	S3 Time	S3 Spd	Lap Time	Pit
1 Yvan MULLER FRA Citroen C-Elysee WTCC									TC1								
1	11:15.100	169.5	47.828	137.5	32.950	178.8	12:35.878		9	39.306	209.7	41.679	157.6	31.035	179.4	1:52.020	
2	40.141	199.6	42.811	151.2	31.270	177.3	1:54.222		10	39.008	210.1	41.126	155.6	30.811	178.8	1:50.945	
3	39.577	206.8	41.768	157.2	31.026	178.2	1:52.371		11	39.166	211.7	41.026	153.6	30.913	178.5	1:51.105	
4	39.234	210.5	41.700	154.0	31.039	178.5	1:51.973		12	39.174	208.8	45.035	155.8	31.695	179.1	1:55.904	
5	39.524	208.4	42.736	113.2	48.003		2:10.263	Pit	13	39.223	212.1	41.290	161.9	30.962	179.1	1:51.475	
6	6:26.560	157.2	47.258	132.3	33.526	180.0	7:47.344		14	45.395	151.8	46.586	141.9	44.877		2:16.858	Pit
7	39.419	208.0	40.906	156.5	30.770	178.8	1:51.095										
8	39.187	208.8	40.769	156.7	30.818	179.1	1:50.774										
2 Gabriele TARQUINI ITA Honda Civic WTCC									TC1								
1	10:57.885	160.7	47.396	148.7	35.975	169.8	12:21.256		7	6:17.229	172.5	48.795	156.5	31.914	177.0	7:37.938	
2	44.682	188.4	45.525	119.7	47.449		2:17.656	Pit	8	39.571	208.8	51.773	154.9	34.089	178.8	2:05.433	
3	4:07.896	190.8	50.514	129.4	33.804	175.8	5:32.214		9	39.376	204.9	40.822	164.1	30.984	177.0	1:51.182	
4	40.063	203.3	41.253	165.6	30.910	177.9	1:52.226		10	39.386	206.8	40.956	165.6	30.969	176.7	1:51.311	
5	39.397	207.2	41.236	165.6	31.229	176.7	1:51.862		11	44.256	169.0	47.943	143.6	47.496		2:19.695	Pit
6	46.395	167.4	47.602	144.5	43.128		2:17.125	Pit									
3 Tom CHILTON GBR Chevrolet RML Cruze TC1									TC1								
1	11:21.905	137.2	56.462	146.1	44.750		13:03.117	Pit	8	40.660	183.0	47.264	144.7	40.617		2:08.541	Pit
2	2:27.050	150.8	49.253	157.8	34.150	157.2	3:50.453		9	3:04.350	187.1	47.629	160.2	31.702	179.1	4:23.681	
3	46.947	162.4	47.025	156.5	37.149	171.1	2:11.121		10	39.528	200.3	41.119	166.1	30.687	178.2	1:51.334	
4	54.472	143.2	48.189	136.8	47.171		2:29.832	Pit	11	39.223	204.9	40.967	166.4	30.715	177.3	1:50.905	
5	3:04.959	184.9	44.077	179.7	31.742	180.0	4:20.778		12	39.279	205.7	40.943	167.7	30.834	178.2	1:51.056	
6	39.538	201.1	40.827	185.2	30.970	179.4	1:51.335		13	44.867	153.1	47.810	134.3	45.535		2:18.212	Pit
7	39.327	207.6	41.175	166.6	30.882	179.1	1:51.384										
4 Tom CORONEL NLD Chevrolet RML Cruze TC1									TC1								
1	11:26.074	129.3	53.986	120.9	36.911	177.0	12:56.971		8	40.822	184.6	46.366	145.5	40.421		2:07.609	Pit
2	41.259	200.0	43.025	160.4	31.579	176.1	1:55.863		9	3:53.152	172.2	42.826	163.3	37.980	178.8	5:13.958	
3	40.182	204.1	42.860	160.2	31.262	177.9	1:54.304		10	40.551	205.3	45.910	154.2	31.218	177.9	1:57.679	
4	39.761	204.5	44.728	131.0	43.255		2:07.744	Pit	11	39.384	210.1	41.457	160.0	31.963	176.4	1:52.804	
5	3:44.422	170.8	46.003	165.1	31.150	179.1	5:01.575		12	39.395	210.1	41.508	163.8	33.392	176.7	1:54.295	
6	39.499	210.9	41.509	163.1	31.279	178.5	1:52.287		13	43.255	159.2	45.477	146.7	44.247		2:12.979	Pit
7	39.223	210.1	42.046	162.6	31.386	179.7	1:52.655										
5 Norbert MICHELISZ HUN Honda Civic WTCC									TC1								
1	11:03.411	173.3	46.371	154.9	39.971		12:29.753	Pit	8	2:12.514	201.1	41.529	156.7	30.983	179.1	3:25.026	
2	5:26.317	181.8	43.032	165.3	31.762	179.7	6:41.111		9	39.563	208.0	44.793	153.6	32.327	178.8	1:56.683	
3	39.642	204.5	41.533	158.8	33.188	179.7	1:54.363		10	39.508	206.1	41.109	158.5	30.954	178.2	1:51.571	
4	39.514	208.4	41.487	156.9	31.123	177.9	1:52.124		11	39.652	208.0	41.433	163.3	31.213	177.9	1:52.298	
5	39.504	207.2	45.720	141.1	31.416	178.5	1:56.640		12	39.527	208.0	41.408	163.8	31.186	177.3	1:52.121	
6	39.643	206.1	40.955	165.1	30.966	177.6	1:51.564		13	39.699	208.4	42.445	155.8	40.271		2:02.415	Pit
7	39.896	198.5	42.602	161.9	36.170		1:58.668	Pit									



Circuit Length - 4.381 kilometres
Hungaroring
Hungary

Weather/Track: Cloud 14C/Damp 21C

2014 FIA World Touring Car Championship

Free Practice 1 - Sector Analysis Report

Lap	S1 Time	S1 Spd	S2 Time	S2 Spd	S3 Time	S3 Spd	Lap Time	Pit	Lap	S1 Time	S1 Spd	S2 Time	S2 Spd	S3 Time	S3 Spd	Lap Time	Pit
6 Franz ENGSTLER DEU BMW E90 320									TC2								
1	11:36.836	161.1	48.028	151.6	34.844	165.8	12:59.708		8	41.125	199.6	42.935	157.6	32.143	166.9	1:56.203	
2	42.796	186.8	44.899	157.8	32.617	168.2	2:00.312		9	42.245	179.1	44.623	149.5	49.093		2:15.961	Pit
3	45.258	179.1	46.108	150.2	33.402	169.0	2:04.768		10	2:54.395	135.0	48.706	100.7	34.881	170.0	4:17.982	
4	41.945	194.5	43.910	154.7	32.385	169.8	1:58.240		11	41.192	200.0	42.544	159.0	32.050	168.4	1:55.786	
5	41.358	196.3	59.912	134.4	47.676		2:28.946	Pit	12	44.769	171.7	45.877	142.1	51.045		2:21.691	Pit
6	5:37.367	181.8	45.517	151.8	33.006	169.0	6:55.890										
7	41.624	198.8	43.052	156.5	32.105	169.2	1:56.781										
7 Hugo VALENTE FRA Chevrolet RML Cruze TC1									TC1								
1	11:24.672	156.2	48.316	154.7	32.416	177.9	12:45.404		8	39.519	209.7	41.784	163.1	31.347	179.1	1:52.650	
2	41.452	184.3	43.582	164.3	31.637	178.8	1:56.671		9	41.874	117.1	45.436	154.7	36.904		2:04.214	Pit
3	41.267	192.5	42.409	166.4	31.394	179.4	1:55.070		10	3:59.454	170.0	47.664	157.2	31.534	178.8	5:18.652	
4	40.130	206.1	41.827	166.1	31.574	181.2	1:53.531		11	39.381	205.7	41.120	162.4	31.230	179.4	1:51.731	
5	39.801	205.3	42.086	160.0	39.424		2:01.311	Pit	12	39.285	207.2	41.222	165.6	31.120	178.5	1:51.627	
6	3:57.430	168.4	47.347	123.0	34.723	180.0	5:19.500		13	44.720	157.4	48.018	143.4	43.347		2:16.085	Pit
7	39.678	207.2	41.413	165.6	31.265	179.7	1:52.356										
8 Pasquale DI SABATINO ITA BMW E90 320									TC2								
1	11:38.719	166.1	50.139	150.8	35.255	164.6	13:04.113		8	2:12.455	190.1	44.429	157.4	33.050	169.2	3:29.934	
2	45.475	177.9	47.084	154.7	33.515	167.4	2:06.074		9	42.001	191.8	43.671	156.7	32.262	169.5	1:57.934	
3	42.719	181.5	46.004	154.7	33.122	169.0	2:01.845		10	41.874	189.8	43.420	157.4	32.231	170.3	1:57.525	
4	42.384	189.1	44.505	156.7	33.155	170.6	2:00.044		11	41.651	194.2	43.355	159.0	32.214	170.0	1:57.220	
5	41.944	192.8	45.758	156.2	33.920	170.0	2:01.622		12	44.875	156.9	55.360	115.0	50.360		2:30.595	Pit
6	42.076	192.5	44.078	157.4	32.687	169.8	1:58.841										
7	44.171	180.9	51.499	133.4	45.179		2:20.849	Pit									
9 Sebastien LOEB FRA Citroen C-Elysee WTCC									TC1								
1	11:10.378	188.8	45.598	145.5	32.497	179.4	12:28.473		9	39.150	211.3	41.074	153.6	30.931	179.7	1:51.155	
2	40.591	196.3	43.148	153.8	31.360	177.9	1:55.099		10	39.406	212.1	41.913	156.5	30.974	178.8	1:52.293	
3	39.958	205.3	42.018	152.9	31.042	179.7	1:53.018		11	39.126	212.1	41.204	159.7	31.039	179.1	1:51.369	
4	39.705	200.7	41.732	148.3	31.114	179.1	1:52.551		12	39.170	211.7	41.307	155.8	31.094	178.8	1:51.571	
5	39.319	208.8	41.765	150.4	31.098	179.1	1:52.182		13	40.938	210.1	41.528	151.0	31.169	180.0	1:53.635	
6	39.282	209.7	41.362	154.5	31.097	179.1	1:51.741		14	39.314	209.7	41.480	156.9	31.129	179.7	1:51.923	
7	39.533	210.1	41.851	151.0	38.514		1:59.898	Pit	15	39.263	212.5	41.577	161.6	44.114		2:04.954	Pit
8	5:10.654	197.0	44.208	153.4	32.151	179.7	6:27.013										
10 Gianni MORBIDELLI ITA Chevrolet RML Cruze TC1									TC1								
1	11:29.184	123.0	52.559	125.0	36.917	144.3	12:58.660		8	42.124	136.7	47.164	161.1	37.740		2:07.028	Pit
2	52.679	139.8	48.654	154.7	34.491	171.1	2:15.824		9	4:32.719	182.4	42.383	165.3	31.953	178.8	5:47.055	
3	44.114	135.3	45.415	163.1	31.750	177.9	2:01.279		10	39.290	204.5	41.098	164.3	31.129	177.0	1:51.517	
4	50.877	148.9	47.205	153.6	40.332		2:18.414	Pit	11	39.452	206.1	41.691	164.8	31.359	177.0	1:52.502	
5	2:55.443	172.5	42.470	166.1	31.109	177.9	4:09.022		12	41.169	185.2	43.029	159.7	40.609		2:04.807	Pit
6	39.665	196.7	41.480	166.9	31.251	178.2	1:52.396										
7	39.337	206.5	41.332	166.1	31.172	177.9	1:51.841										



Circuit Length - 4.381 kilometres
Hungaroring
Hungary

Weather/Track: Cloud 14C/Damp 21C

2014 FIA World Touring Car Championship

Free Practice 1 - Sector Analysis Report

Lap S1 Time S1 Spd S2 Time S2 Spd S3 Time S3 Spd Lap Time Pit Lap S1 Time S1 Spd S2 Time S2 Spd S3 Time S3 Spd Lap Time Pit

11 James THOMPSON					GBR					LADA Granta 1.6T					TC1		
1	11:06.589	157.4	56.195	88.8	38.360	173.6	12:41.144		6	5:46.995	167.7	42.940	159.2	31.468	173.6	7:01.403	
2	43.044	174.1	50.344	152.7	39.641		2:13.029	Pit	7	40.044	202.6	41.752	164.3	31.386	174.7	1:53.182	
3	7:06.513	164.1	45.975	155.3	31.851	174.7	8:24.339		8	40.163	201.1	41.699	164.6	31.499	174.4	1:53.361	
4	40.487	197.4	42.316	161.9	31.387	174.4	1:54.190		9	41.915	187.5	46.643	151.0	42.667		2:11.225	Pit
5	40.847	156.9	44.044	144.9	35.394		2:00.285	Pit									

12 Rob HUFF					GBR					LADA Granta 1.6T					TC1		
1	11:13.024	134.6	51.222	129.4	39.990	152.7	12:44.236		7	39.945	205.3	41.889	158.8	41.309		2:03.143	Pit
2	50.360	147.9	49.813	153.1	33.668	172.5	2:13.841		8	5:44.622	187.5	45.520	157.4	32.361	175.8	7:02.503	
3	42.645	184.3	43.975	160.2	33.608	155.3	2:00.228		9	39.821	207.6	41.690	162.8	31.141	175.0	1:52.652	
4	46.661	179.4	51.497	145.1	33.116	176.1	2:11.274		10	39.840	206.1	41.682	162.8	31.332	173.9	1:52.854	
5	39.849	205.7	41.736	159.2	32.114	175.3	1:53.699		11	40.102	204.1	46.123	140.4	48.429		2:14.654	Pit
6	40.086	202.6	41.625	163.8	31.320	175.0	1:53.031										

14 Mikhail KOZLOVSKIY					RUS					LADA Granta 1.6T					TC1		
1	11:10.736	156.2	52.792	115.6	35.729	170.6	12:39.257		9	40.108	203.0	41.571	161.1	31.778	172.5	1:53.457	
2	44.211	176.4	44.170	155.8	32.847	174.1	2:01.228		10	40.532	202.2	44.864	151.4	32.147	173.6	1:57.543	
3	45.495	160.4	45.872	149.1	33.409	175.8	2:04.776		11	40.233	199.2	45.086	139.7	37.095	174.7	2:02.414	
4	40.981	194.9	42.213	163.6	31.594	175.6	1:54.788		12	40.174	199.2	41.984	160.7	31.659	173.9	1:53.817	
5	40.422	194.2	42.118	150.2	31.523	173.9	1:54.063		13	40.201	198.5	42.172	159.0	31.706	174.1	1:54.079	
6	40.407	195.6	42.339	160.0	31.710	174.7	1:54.456		14	40.601	203.0	42.434	160.9	31.937	165.1	1:54.972	
7	41.636	170.6	48.151	143.0	43.848		2:13.635	Pit	15	43.175	195.2	42.822	160.7	44.698		2:10.695	Pit
8	3:30.218	172.5	43.809	162.8	32.494	174.4	4:46.521										

18 Tiago MONTEIRO					PRT					Honda Civic WTCC					TC1		
1	14:51.069	153.8	45.126	158.8	32.228	177.6	16:08.423		6	4:25.555	175.0	45.433	125.2	35.706	179.4	5:46.694	
2	39.984	204.1	41.793	162.1	31.110	177.6	1:52.887		7	39.485	205.7	40.906	165.8	30.750	178.5	1:51.141	
3	39.784	205.7	41.547	165.3	31.019	177.3	1:52.350		8	39.237	208.0	40.840	163.3	30.994	177.3	1:51.071	
4	39.546	206.5	41.731	160.7	31.186	177.9	1:52.463		9	42.357	159.0	46.564	151.6	39.976		2:08.897	Pit
5	41.813	177.3	46.028	142.1	40.192		2:08.033	Pit									

25 Mehdi BENNANI					MAR					Honda Civic WTCC					TC1		
1	11:01.442	173.6	45.625	151.8	34.635	175.6	12:21.702		8	5:06.485	185.5	44.686	165.3	32.329	180.0	6:23.500	
2	41.691	193.5	42.667	166.4	31.732	178.8	1:56.090		9	39.562	206.8	40.748	169.2	30.928	178.8	1:51.238	
3	40.545	196.7	41.949	168.7	31.380	179.4	1:53.874		10	39.442	198.5	40.994	167.4	30.991	179.4	1:51.427	
4	39.974	205.3	42.095	158.3	31.386	179.7	1:53.455		11	39.492	176.4	41.059	167.9	30.985	178.2	1:51.536	
5	39.725	203.7	41.596	164.6	31.017	180.0	1:52.338		12	39.513	207.2	42.865	147.7	46.953		2:09.331	Pit
6	39.527	189.8	41.333	165.3	31.041	179.4	1:51.901										
7	39.675	205.7	41.543	164.8	40.796		2:02.014	Pit									

27 John FILIPPI					FRA					SEAT Leon WTCC					TC2		
1					162.4		13:15.917		7	46.541	167.7	46.585	154.9	34.349	170.6	2:07.475	
2					167.9		2:16.802		8	43.077	194.2	47.243	152.3	33.900	170.0	2:04.220	
3					169.2		2:05.856		9	45.839	184.3	46.236	154.5	32.980	170.0	2:05.055	
4	44.040	184.6	46.218	151.8	33.200	169.5	2:03.458		10	42.358	179.7	44.790	156.0	33.011	170.0	2:00.159	
5	43.137	189.1	47.158	154.5	44.725		2:15.020	Pit	11	47.677	156.9	46.799	152.9	46.081		2:20.557	Pit
6	9:34.637	161.4	49.966	151.0	35.160	168.4	10:59.763										



Circuit Length - 4.381 kilometres
Hungaroring
Hungary

Weather/Track: Cloud 14C/Damp 21C

2014 FIA World Touring Car Championship

Free Practice 1 - Sector Analysis Report

Lap S1 Time S1 Spd S2 Time S2 Spd S3 Time S3 Spd Lap Time Pit Lap S1 Time S1 Spd S2 Time S2 Spd S3 Time S3 Spd Lap Time Pit

37 Jose Maria LOPEZ ARG						Citroen C-Elysee WTCC						TC1			
1	12:12.352	160.2	48.536	141.7	34.433	180.6	13:35.321	7	39.270	213.0	41.233	160.7	40.691	2:01.194	Pit
2		167.4	51.183	147.1	34.505	180.0	1:53.864	8	6:53.811	171.9	51.875	133.0	35.506	182.7	8:21.192
3	48.372	172.8	46.944	152.3		180.3	1:51.935	9	38.944	213.4	43.447	146.3	32.191	181.8	1:54.582
4	40.722	184.9	44.259	140.4	33.029	181.5	1:58.010	10	38.739	211.7	40.248	153.6	30.507	179.7	1:49.494
5	39.109	210.5	42.411	145.7	31.840	181.2	1:53.360	11	52.119	152.1	53.081	140.9	47.179		2:32.379
6	39.134	210.5	41.023	151.0	31.059	178.8	1:51.216								

77 Rene MUNNICH GER						Chevrolet RML Cruze TC1						TC1			
1	11:25.489	149.7	48.333	155.1	33.030	176.1	12:46.852	9	39.995	206.8	42.219	163.1	42.502	2:04.716	Pit
2	41.327	191.4	43.325	164.3	31.772	176.7	1:56.424	10	3:21.555	177.6	49.636	151.2	33.117	176.1	4:44.308
3	41.105	198.8	43.182	162.4	31.429	180.3	1:55.716	11	39.425	208.4	41.817	165.6	30.880	178.8	1:52.122
4	40.249	204.9	42.552	165.3	31.266	178.8	1:54.067	12	39.457	206.5	41.678	163.1	31.435	177.6	1:52.570
5	39.882	202.2	42.231	164.1	31.496	175.8	1:53.609	13	39.800	205.7	41.853	162.6	31.171	176.7	1:52.824
6	41.536	167.7	44.894	144.3	40.546		2:06.976	Pit	14	39.719	205.7	43.064	140.4	48.757	2:11.540
7	3:22.806	167.4	49.899	137.9	33.288	176.4	4:45.993								
8	39.980	205.3	42.017	156.5	31.372	175.8	1:53.369								

98 Dusan BORKOVIC SRB						Chevrolet RML Cruze TC1						TC1				
1	11:46.465	134.4	53.210	109.4	37.813	155.3	13:17.488	8	3:59.972	172.2	45.611	150.2	32.180	178.8	5:17.763	
2	47.694	155.1	44.203	161.6	35.351	166.6	2:07.248	9	39.474	207.6	41.006	167.7	31.082	178.5	1:51.562	
3	56.136	148.3	49.721	135.5	48.444		2:34.301	Pit	10	39.305	209.3	41.287	164.8	31.181	178.5	1:51.773
4	2:08.215	191.1	47.257	112.6	34.710	177.9	3:30.182	11	39.263	210.5	41.473	165.6	31.544	177.6	1:52.280	
5	40.074	201.8	42.193	158.3	31.211	179.7	1:53.478	12	39.442	206.5	41.825	159.5	49.928		2:11.195	
6	39.623	209.7	41.862	169.8	31.499	179.4	1:52.984									
7	44.479	163.3	43.212	161.6	45.437		2:13.128	Pit								

99 Yukinori TANIGUCHI JPN						Honda Civic S2000 TC						TCN			
1	11:42.102	165.1	52.520	125.1	37.292	161.4	13:11.914	9	3:56.979	171.1	47.220	141.7	33.470	165.8	5:17.669
2	44.921	170.8	47.610	147.9	33.707	164.6	2:06.238	10	41.892	190.4	43.636	156.7	32.643	166.9	1:58.171
3	43.095	179.1	45.642	154.0	32.960	166.1	2:01.697	11	41.578	194.5	43.459	155.3	32.580	166.1	1:57.617
4	43.704	181.2	45.827	151.0	32.789	166.9	2:02.320	12	41.994	193.5	43.695	153.8	32.538	165.6	1:58.227
5	42.354	187.8	45.249	153.4	32.678	166.9	2:00.281	13	41.776	192.8	44.806	154.9	35.117	166.4	2:01.699
6	42.079	191.1	44.347	153.8	32.683	166.6	1:59.109	14	42.967	166.6	45.485	151.8	51.789		2:20.241
7	43.090	190.1	44.973	151.6	32.978	165.1	2:01.041								
8	42.732	191.1	44.198	154.5	46.032		2:12.962	Pit							



Circuit Length - 4.381 kilometres
Hungaroring
Hungary

Weather/Track: Cloud 14C/Damp 21C

Printed at 09:44, Saturday, 03 May, 2014

© MST Systems Ltd, 2010 (www.mstworld.com)

Page 4

2014 FIA World Touring Car Championship

Free Practice 1 - Best Sector Speeds Report

SECTOR 1				SECTOR 2				SECTOR 3				
POS	NO	NAME	SPEED	LAP	NO	NAME	SPEED	LAP	NO	NAME	SPEED	LAP
1	37	LOPEZ	213.4	9	25	BENNANI	169.2	9	37	LOPEZ	182.7	8
2	9	LOEB	212.5	15	3	CHILTON	167.7	12	7	VALENTE	181.2	4
3	1	MULLER	212.1	13	98	BORKOVIC	167.7	9	77	MUNNICH	180.3	3
4	4	CORONEL	210.9	6	10	MORBIDELLI	166.9	6	1	MULLER	180.0	6
5	98	BORKOVIC	210.5	11	7	VALENTE	166.4	3	3	CHILTON	180.0	5
6	7	VALENTE	209.7	8	18	MONTEIRO	165.8	7	9	LOEB	180.0	13
7	2	TARQUINI	208.8	8	2	TARQUINI	165.6	4	25	BENNANI	180.0	5
8	5	MICHELISZ	208.4	4	77	MUNNICH	165.6	11	4	CORONEL	179.7	7
9	77	MUNNICH	208.4	11	5	MICHELISZ	165.3	2	5	MICHELISZ	179.7	2
10	18	MONTEIRO	208.0	8	4	CORONEL	165.1	5	98	BORKOVIC	179.7	5
11	3	CHILTON	207.6	7	11	THOMPSON	164.6	8	18	MONTEIRO	179.4	6
12	12	HUFF	207.6	9	12	HUFF	163.8	6	2	TARQUINI	178.8	8
13	25	BENNANI	207.2	12	14	KOZLOVSKIY	163.6	4	10	MORBIDELLI	178.8	9
14	10	MORBIDELLI	206.5	7	1	MULLER	161.9	13	12	HUFF	176.1	4
15	14	KOZLOVSKIY	203.0	9	9	LOEB	161.6	15	14	KOZLOVSKIY	175.8	3
16	11	THOMPSON	202.6	7	37	LOPEZ	160.7	7	11	THOMPSON	174.7	3
17	6	ENGSTLER	200.0	11	6	ENGSTLER	159.0	11	8	DI SABATINO	170.6	4
18	99	TANIGUCHI	194.5	11	8	DI SABATINO	159.0	11	27	FILIPPI	170.6	7
19	8	DI SABATINO	194.2	11	99	TANIGUCHI	156.7	10	6	ENGSTLER	170.0	10
20	27	FILIPPI	194.2	8	27	FILIPPI	156.0	10	99	TANIGUCHI	166.9	4



Circuit Length - 4.381 kilometres
Hungaroring
Hungary

Weather/Track: Cloud 14C/Damp 21C

2014 FIA World Touring Car Championship

Free Practice 1 - Best Sector Times Report

POS	NO	SECTOR 1		SECTOR 2		SECTOR 3		IDEAL/BEST LAP COMPARISON							
		TIME	LAP	NO	TIME	LAP	NO	TIME	LAP	NO	NAME	IDEAL	BEST	LAP	DIFF
1	37	38.739	10	37	40.248	10	37	30.507	10	37	LOPEZ	1:49.494	1:49.494	10	+ 0.000
2	1	39.008	10	25	40.748	9	3	30.687	10	1	MULLER	1:50.547	1:50.774	8	+ 0.227
3	9	39.126	11	1	40.769	8	18	30.750	7	3	CHILTON	1:50.737	1:50.905	11	+ 0.168
4	3	39.223	11	2	40.822	9	1	30.770	7	18	MONTEIRO	1:50.827	1:51.071	8	+ 0.244
5	4	39.223	7	3	40.827	6	77	30.880	11	2	TARQUINI	1:51.108	1:51.182	9	+ 0.074
6	18	39.237	8	18	40.840	8	2	30.910	4	25	BENNANI	1:51.118	1:51.238	9	+ 0.120
7	98	39.263	11	5	40.955	6	25	30.928	9	9	LOEB	1:51.131	1:51.155	9	+ 0.024
8	7	39.285	12	98	41.006	9	9	30.931	9	98	BORKOVIC	1:51.351	1:51.562	9	+ 0.211
9	10	39.290	10	9	41.074	9	5	30.954	10	5	MICHELISZ	1:51.413	1:51.564	6	+ 0.151
10	2	39.376	9	10	41.098	10	98	31.082	9	10	MORBIDELL	1:51.497	1:51.517	10	+ 0.020
11	77	39.425	11	7	41.120	11	10	31.109	5	7	VALENTE	1:51.525	1:51.627	12	+ 0.102
12	25	39.442	10	4	41.457	11	7	31.120	12	4	CORONEL	1:51.830	1:52.287	6	+ 0.457
13	5	39.504	5	14	41.571	9	12	31.141	9	77	MUNNICH	1:51.983	1:52.122	11	+ 0.139
14	12	39.821	9	12	41.625	6	4	31.150	5	12	HUFF	1:52.587	1:52.652	9	+ 0.065
15	11	40.044	7	77	41.678	12	11	31.386	7	11	THOMPSON	1:53.129	1:53.182	7	+ 0.053
16	14	40.108	9	11	41.699	8	14	31.523	5	14	KOZLOVSKI	1:53.202	1:53.457	9	+ 0.255
17	6	41.125	8	6	42.544	11	6	32.050	11	6	ENGSTLER	1:55.719	1:55.786	11	+ 0.067
18	99	41.578	11	8	43.355	11	8	32.214	11	8	DI SABATIN	1:57.220	1:57.220	11	+ 0.000
19	8	41.651	11	99	43.459	11	99	32.538	12	99	TANIGUCHI	1:57.575	1:57.617	11	+ 0.042
20	27	42.358	10	27	44.790	10	27	32.980	9	27	FILIPPI	2:00.128	2:00.159	10	+ 0.031

'Perfect Lap' - 1:49.494



Circuit Length - 4.381 kilometres
Hungaroring
Hungary

Weather/Track: Cloud 14C/Damp 21C

Printed at 09:38, Saturday, 03 May, 2014

© MST Systems Ltd, 2010 (www.mstworld.com)

Page 1

FIA WORLD TOURING CAR CHAMPIONSHIP
FREE PRACTICE 2 - CLASSIFICATION

NO	CL	DRIVER	NAT	CAR	TIME	ON	LAPS	GAP	DIFF	KM/H
1	1	TC1 Yvan MULLER	FRA	Citroen C-Elysee WTCC	1:49.301	10	11			144.29
2	9	TC1 Sebastien LOEB	FRA	Citroen C-Elysee WTCC	1:49.674	9	10	0.373	0.373	143.80
3	37	TC1 Jose Maria LOPEZ	ARG	Citroen C-Elysee WTCC	1:50.053	11	12	0.752	0.379	143.30
4	25	TC1 Mehdi BENNANI	MAR	Honda Civic WTCC	1:50.281	7	14	0.980	0.228	143.01
5	5	TC1 Norbert MICHELISZ	HUN	Honda Civic WTCC	1:50.344	6	11	1.043	0.063	142.93
6	3	TC1 Tom CHILTON	GBR	Chevrolet RML Cruze TC1	1:50.720	11	13	1.419	0.376	142.44
7	18	TC1 Tiago MONTEIRO	PRT	Honda Civic WTCC	1:50.836	11	13	1.535	0.116	142.29
8	4	TC1 Tom CORONEL	NLD	Chevrolet RML Cruze TC1	1:51.165	8	13	1.864	0.329	141.87
9	2	TC1 Gabriele TARQUINI	ITA	Honda Civic WTCC	1:51.228	6	12	1.927	0.063	141.79
10	98	TC1 Dusan BORKOVIC	SRB	Chevrolet RML Cruze TC1	1:51.253	10	11	1.952	0.025	141.76
11	10	TC1 Gianni MORBIDELLI	ITA	Chevrolet RML Cruze TC1	1:51.717	8	12	2.416	0.464	141.17
12	7	TC1 Hugo VALENTE	FRA	Chevrolet RML Cruze TC1	1:51.899	6	10	2.598	0.182	140.94
13	12	TC1 Rob HUFF	GBR	Lada Granta 1.6T	1:52.228	9	12	2.927	0.329	140.53
14	77	TC1 Rene MUNNICH	GER	Chevrolet RML Cruze TC1	1:52.243	11	12	2.942	0.015	140.51
15	11	TC1 James THOMPSON	GBR	Lada Granta 1.6T	1:52.884	9	10	3.583	0.641	139.71
16	14	TC1 Mikhail KOZLOVSKIY	RUS	Lada Granta 1.6T	1:53.101	9	12	3.800	0.217	139.44
17	6	TC2 Franz ENGSTLER	DEU	BMW E90 320 TC	1:55.948	9	13	6.647	2.847	136.02
18	8	TC2 Pasquale DI SABATINO	ITA	BMW E90 320 TC	1:56.067	10	12	6.766	0.119	135.88
19	27	TC2 John FILIPPI	FRA	SEAT Leon WTCC	1:57.617	9	14	8.316	1.550	134.09
20	99	TCN Yukinori TANIGUCHI	JPN	Honda Civic S2000 TC	1:59.527	6	8	10.226	1.910	131.95

For Media Information Purposes - No Regulatory Value.

Hungaroring
Circuit Length: 4.381 km / 2.722 miles
Start: 12:05 Flag: 12:35

Weather/Track: Cloud 17C / Dry 25C

Race Director	Steward:	Timekeeper	Posted at:
---------------	----------	------------	------------

www.mstworld.com

Printed -12:39 Saturday, 3 May 2014



WTCC Race of Hungary - Hungaroring, Budapest - 3 / 4 May 2014
www.fiawtcc.com

2014 FIA World Touring Car Championship

Free Practice 2 - Sector Analysis Report

Lap	S1 Time	S1 Spd	S2 Time	S2 Spd	S3 Time	S3 Spd	Lap Time	Pit	Lap	S1 Time	S1 Spd	S2 Time	S2 Spd	S3 Time	S3 Spd	Lap Time	Pit
1 Yvan MULLER FRA Citroen C-Elysee WTCC TC1																	
1	16:20.252	145.7	47.564	137.4	33.542	178.8	17:41.358		7	8:58.727	201.4	41.975	149.5	31.012	180.6	10:11.714	
2	41.872	173.0	45.065	140.0	32.584	180.0	1:59.521		8	39.108	203.3	41.493	143.8	38.714		1:59.315	Pit
3	39.268	205.7	41.371	159.5	32.229	170.3	1:52.868		9	3:02.122	159.0	44.501	144.3	32.758	183.3	4:19.381	
4	40.836	194.5	43.158	155.1	33.177	179.7	1:57.171		10	38.702	209.7	40.086	160.4	30.513	179.4	1:49.301	
5	39.264	209.7	41.198	155.6	30.992	178.2	1:51.454		11	43.122	154.5	46.459	151.2	48.055		2:17.636	Pit
6	39.940	181.8	42.538	165.3	38.871		2:01.349	Pit									
2 Gabriele TARQUINI ITA Honda Civic WTCC TC1																	
1	15:57.302	181.2	45.151	158.3	31.988	174.4	17:14.441		8	3:56.060	181.5	44.369	160.7	31.231	177.3	5:11.660	
2	40.033	206.8	41.055	165.1	30.944	175.6	1:52.032		9	39.459	207.2	40.621	165.1	31.181	177.0	1:51.261	
3	41.273	176.1	43.526	157.6	42.858		2:07.657	Pit	10	41.192	175.0	45.459	152.7	31.639	177.0	1:58.290	
4	4:35.965	165.1	46.377	159.2	31.682	176.4	5:54.024		11	39.656	206.8	40.831	162.6	31.248	177.3	1:51.735	
5	39.659	207.6	40.815	164.1	30.796	176.4	1:51.270		12	39.690	209.3	49.065	146.1	48.449		2:17.204	Pit
6	39.474	208.8	40.785	162.6	30.969	176.1	1:51.228										
7	39.483	208.0	43.599	148.7	41.270		2:04.352	Pit									
3 Tom CHILTON GBR Chevrolet RML Cruze TC1 TC1																	
1	16:25.058	135.8	50.646	136.3	35.550	133.3	17:51.254		8	39.435	207.6	41.097	167.7	31.040	177.9	1:51.572	
2	51.866	136.5	45.937	155.6	33.187	159.2	2:10.990		9	42.347	172.8	45.627	149.1	41.891		2:09.865	Pit
3	55.500	150.4	46.967	154.2	35.115	151.8	2:17.582		10	5:09.719	185.5	44.614	159.7	32.690	180.9	6:27.023	
4	51.760	146.1	51.122	130.7	45.803		2:28.685	Pit	11	39.194	208.0	40.566	167.7	30.960	179.7	1:50.720	
5	2:38.239	175.8	44.226	162.1	31.729	179.7	3:54.194		12	39.195	206.8	40.846	167.1	30.985	178.2	1:51.026	
6	39.485	207.6	41.094	166.9	30.936	176.1	1:51.515		13	48.875	140.9	52.017	127.2	47.318		2:28.210	Pit
7	39.628	206.1	40.917	167.1	30.757	178.2	1:51.302										
4 Tom CORONEL NLD Chevrolet RML Cruze TC1 TC1																	
1	16:22.560	167.7	46.028	160.7	33.419	177.9	17:42.007		8	39.138	211.7	41.055	162.1	30.972	179.4	1:51.165	
2	39.634	208.4	41.421	165.3	31.011	178.8	1:52.066		9	42.055	175.3	42.874	163.8	35.818		2:00.747	Pit
3	39.547	208.0	41.647	164.3	42.060		2:03.254	Pit	10	2:05.773	192.5	41.483	164.6	31.248	180.0	3:18.504	
4	3:15.735	150.2	48.086	156.7	33.450	179.1	4:37.271		11	39.203	211.3	40.558	164.3	31.460	178.8	1:51.221	
5	38.969	210.9	41.157	161.9	31.248	178.8	1:51.374		12	39.156	210.5	42.063	137.4	31.039	178.8	1:52.258	
6	42.160	156.7	47.191	141.7	40.584		2:09.935	Pit	13	45.169	132.1	43.494	160.2	52.028		2:20.691	Pit
7	4:00.784	183.9	44.100	161.9	32.084	180.0	5:16.968										
5 Norbert MICHELISZ HUN Honda Civic WTCC TC1																	
1	16:09.134	166.6	44.880	153.4	34.291	167.1	17:28.305		7	40.760	181.5	43.177	129.9	38.528		2:02.465	Pit
2	47.707	109.7	45.765	149.7	33.550	176.7	2:07.022		8	2:27.751	182.1	44.180	162.8	31.511	179.1	3:43.442	
3	39.851	204.5	42.254	162.8	42.455		2:04.560	Pit	9	39.315	208.8	40.566	164.1	30.943	176.7	1:50.824	
4	2:31.471	203.0	42.825	160.9	30.977	179.1	3:45.273		10	39.549	208.0	42.145	130.4	39.142		2:00.836	Pit
5	41.051	174.4	42.974	165.6	31.345	179.7	1:55.370		11	4:13.908	201.4	41.867	164.6	37.657		5:33.432	Pit
6	39.429	210.5	40.293	166.1	30.622	178.8	1:50.344										




Circuit Length - 4.381 kilometres
Hungaroring
Hungary

Weather/Track: Cloud 17C/Dry 25C

2014 FIA World Touring Car Championship

Free Practice 2 - Sector Analysis Report

Lap	S1 Time	S1 Spd	S2 Time	S2 Spd	S3 Time	S3 Spd	Lap Time	Pit	Lap	S1 Time	S1 Spd	S2 Time	S2 Spd	S3 Time	S3 Spd	Lap Time	Pit
6 Franz ENGSTLER DEU BMW E90 320 TC2																	
1	16:44.242	122.5	55.173	126.0	34.758	168.2	18:14.173		8	41.380	198.5	42.610	158.3	31.996	167.7	1:55.986	
2	41.848	197.4	42.890	156.2	32.555	169.0	1:57.293		9	41.267	199.2	42.703	155.1	31.978	167.4	1:55.948	
3	41.335	195.6	47.124	126.4	34.282	167.4	2:02.741		10	41.648	196.3	42.781	153.6	32.269	169.0	1:56.698	
4	41.489	193.8	43.260	156.7	31.989	167.1	1:56.738		11	44.281	185.5	43.961	145.7	32.656	169.8	2:00.898	
5	41.595	196.7	43.054	131.8	32.132	168.2	1:56.781		12	41.180	200.3	42.998	156.0	32.055	168.4	1:56.233	
6	44.369	175.0	46.638	139.5	51.017		2:22.024	Pit	13	47.271	192.5	45.446	153.1	50.512		2:23.229	Pit
7	4:02.893	175.0	44.788	155.6	33.633	166.6	5:21.314										
7 Hugo VALENTE FRA Chevrolet RML Cruze TC1 TC1																	
1	16:41.339	125.5	54.294	128.5	43.867	147.7	18:19.500		7	41.328	192.1	43.033	159.7	40.634		2:04.995	Pit
2	51.979	127.9	50.556	143.4	36.670	166.6	2:19.205		8	6:21.710	176.4	43.192	118.0	33.525	181.2	7:38.427	
3	46.739	134.3	49.587	140.9	36.622	172.5	2:12.948		9	39.029	206.1	41.026	165.6	32.557	173.9	1:52.612	
4	43.746	166.1	42.922	144.9	44.562		2:11.230	Pit	10	57.026	142.8	49.956	131.7	50.864		2:37.846	Pit
5	3:45.691	146.1	43.726	154.2	31.734	178.8	5:01.151										
6	39.352	206.1	41.316	166.6	31.231	183.0	1:51.899										
8 Pasquale DI SABATINO ITA BMW E90 320 TC2																	
1	16:49.463	85.4	53.103	84.5	38.371	168.2	18:20.937		8	41.661	166.1	43.429	158.5	31.993	169.5	1:57.083	
2	42.201	190.4	43.816	158.5	32.184	169.2	1:58.201		9	41.279	195.6	42.811	158.3	32.036	169.5	1:56.126	
3	42.323	142.2	48.860	154.7	32.925	168.4	2:04.108		10	41.240	195.2	42.656	158.1	32.171	169.5	1:56.067	
4	42.079	188.1	43.936	146.5	32.516	169.2	1:58.531		11	41.528	196.0	42.948	158.8	32.284	170.3	1:56.760	
5	41.579	192.5	43.232	158.1	32.277	165.3	1:57.088		12	45.958	157.2	46.854	140.8	48.358		2:21.170	Pit
6	44.753	187.5	45.226	155.6	46.092		2:16.071	Pit									
7	4:00.862	190.8	47.340	156.7	32.792	169.5	5:20.994										
9 Sebastien LOEB FRA Citroen C-Elysee WTCC TC1																	
1	16:17.667	152.5	45.253	138.9	33.249	178.8	17:36.169		7	39.322	208.0	41.608	164.8	38.927		1:59.857	Pit
2	39.422	205.3	42.095	133.9	31.186	180.3	1:52.703		8	3:30.898	91.6	46.006	101.1	33.769	181.5	4:50.673	
3	39.419	210.5	41.593	155.3	31.430	174.4	1:52.442		9	38.590	212.5	40.374	169.0	30.710	180.0	1:49.674	
4	43.779	183.6	47.451	137.0	42.530		2:13.760	Pit	10	44.546	173.3	48.863	131.0	44.611		2:18.020	Pit
5	8:08.081	207.2	41.698	130.4	30.951	179.7	9:20.730										
6	39.642	208.0	41.675	165.6	31.072	179.1	1:52.389										
10 Gianni MORBIDELLI ITA Chevrolet RML Cruze TC1 TC1																	
1	16:28.502	146.5	49.536	149.7	35.319	104.2	17:53.357		8	39.161	210.1	41.018	164.3	31.538	175.8	1:51.717	
2	51.515	152.5	45.371	161.9	32.790	175.6	2:09.676		9	39.617	210.1	41.439	159.2	31.525	176.7	1:52.581	
3	39.750	203.0	41.325	164.3	49.665		2:10.740	Pit	10	42.224	187.8	42.331	162.1	38.440		2:02.995	Pit
4	3:24.706	168.2	44.908	158.3	32.052	178.8	4:41.666		11	2:45.543	197.8	41.689	164.3	31.307	177.3	3:58.539	
5	39.250	202.6	41.241	164.3	31.540	176.7	1:52.031		12	39.264	204.9	42.586	164.8	38.922		2:00.772	Pit
6	45.002	145.9	45.469	162.8	37.961		2:08.432	Pit									
7	3:17.369	162.1	44.140	165.3	31.266	178.8	4:32.775										
11 James THOMPSON GBR LADA Granta 1.6T TC1																	
1	16:58.053	158.1	48.013	156.0	36.265	172.8	18:22.331		7	43.180	181.5	43.073	161.6	40.331		2:06.584	Pit
2	50.253		46.811	158.5	31.786	174.1	2:08.850		8	4:17.571	155.6	52.126	145.1	34.514	173.9	5:44.211	
3	40.669	147.9	49.012	153.4	42.183		2:11.864	Pit	9	40.058	200.7	41.410	162.4	31.416	171.9	1:52.884	
4	3:57.808	153.8	45.338	153.6	32.598	173.9	5:15.744		10	45.276	169.5	47.867	160.4	42.530		2:15.673	Pit
5	40.352	199.2	41.764	160.9	31.379	172.8	1:53.495										
6	40.332	199.6	41.694	158.8	31.548	171.7	1:53.574										




Circuit Length - 4.381 kilometres
Hungaroring
Hungary

Weather/Track: Cloud 17C/Dry 25C

2014 FIA World Touring Car Championship

Free Practice 2 - Sector Analysis Report

Lap	S1 Time	S1 Spd	S2 Time	S2 Spd	S3 Time	S3 Spd	Lap Time	Pit	Lap	S1 Time	S1 Spd	S2 Time	S2 Spd	S3 Time	S3 Spd	Lap Time	Pit
12 Rob HUFF GBR LADA Granta 1.6T									TC1								
1	16:04.319	196.7	45.334	148.1	35.222	173.9	17:24.875		8	4:58.766	175.0	52.863	153.6	34.783	175.3	6:26.412	
2	40.446	199.2	42.307	162.1	31.504	173.9	1:54.257		9	39.841	206.8	41.436	165.3	30.951	176.1	1:52.228	
3	41.096	202.2	47.803	133.3	37.456	174.7	2:06.355		10	40.848	189.4	43.521	160.4	31.843	175.3	1:56.212	
4	43.695	201.4	42.494	148.1	40.643		2:06.832 Pit		11	39.801	205.7	41.221	163.1	31.632	172.8	1:52.654	
5	4:33.088	195.2	42.093	161.6	31.673	175.6	5:46.854		12	46.363	144.5	46.147	150.8	52.884		2:25.394 Pit	
6	39.983	204.1	41.446	160.2	31.512	173.0	1:52.941										
7	40.255	203.3	41.458	162.6	38.620		2:00.333 Pit										
14 Mikhail KOZLOVSKIY RUS LADA Granta 1.6T									TC1								
1	16:13.109	164.8	45.554	138.4	32.873	173.0	17:31.536		8	40.196	201.1	41.572	166.1	31.375	173.6	1:53.143	
2	43.371	178.5	43.889	160.9	32.061	171.4	1:59.321		9	40.028	200.3	41.448	161.6	31.625	174.1	1:53.101	
3	46.279	163.6	46.291	157.2	34.497	171.7	2:07.067		10	42.474	176.7	45.997	151.8	40.772		2:09.243 Pit	
4	40.990	198.8	42.425	160.2	32.309	170.3	1:55.724		11	4:21.441	176.4	43.037	162.6	31.735	173.3	5:36.213	
5	40.480	203.3	42.271	160.7	31.966	173.9	1:54.717		12	40.506	198.1	43.556	132.8	48.930		2:12.992 Pit	
6	40.777	201.1	45.127	152.7	42.274		2:08.178 Pit										
7	4:35.826	160.7	47.413	128.1	32.845	175.6	5:56.084										
18 Tiago MONTEIRO PRT Honda Civic WTCC									TC1								
1	16:00.479	151.8	45.044	159.2	33.090	172.2	17:18.613		8	39.560	206.8	40.774	167.4	30.723	177.3	1:51.057	
2	44.112	163.6	44.363	133.0	37.025	178.5	2:05.500		9	41.227	178.2	43.055	160.0	37.479		2:01.761 Pit	
3	39.649	207.2	41.022	155.8	34.681	177.6	1:55.352		10	3:41.574	177.6	43.501	158.8	31.945	178.5	4:57.020	
4	43.114	176.1	45.687	160.4	31.689	178.2	2:00.490		11	39.243	204.9	40.540	164.3	31.053	176.7	1:50.836	
5	39.470	209.7	41.138	162.1	31.039	177.9	1:51.647		12	39.511	208.8	41.092	164.8	30.885	177.9	1:51.488	
6	40.212	172.2	42.969	160.4	38.653		2:01.834 Pit		13	42.520	171.4	44.938	152.1	37.800		2:05.258 Pit	
7	4:05.856	171.7	43.826	152.1	32.072	178.5	5:21.754										
25 Mehdi BENNANI MAR Honda Civic WTCC									TC1								
1	16:17.270	146.7	51.055	147.7	37.537	166.9	17:45.862		9	42.402	165.6	46.650	150.0	38.565		2:07.617 Pit	
2	44.835	159.5	46.827	162.6	33.086	178.2	2:04.748		10	2:35.385	167.7	44.647	166.4	30.989	179.4	3:51.021	
3	40.047	201.8	41.031	164.1	31.702	177.3	1:52.780		11	39.450	202.2	40.638	167.4	30.974	178.8	1:51.062	
4	39.959	204.5	41.143	167.9	31.139	178.8	1:52.241		12	39.540	206.5	40.806	165.3	31.115	178.8	1:51.461	
5	39.808	208.0	41.544	164.8	43.035		2:04.387 Pit		13	39.601	208.8	41.406	162.4	31.309	178.5	1:52.316	
6	3:50.481	147.1	46.288	151.6	31.742	180.0	5:08.511		14	39.897	190.4	45.143	165.6	43.316		2:08.356 Pit	
7	39.067	210.1	40.411	167.7	30.803	178.8	1:50.281										
8	39.414	206.5	40.987	162.1	31.126	179.1	1:51.527										
27 John FILIPPI FRA SEAT Leon WTCC									TC2								
1	16:44.899	130.4	53.540	147.9	34.151	168.7	18:12.590		9	41.432	190.1	43.272	158.5	32.913	167.7	1:57.617	
2	42.689	185.2	44.831	157.4	32.728	167.7	2:00.248		10	41.881	183.9	44.205	158.1	32.848	169.5	1:58.934	
3	42.285	184.9	46.027	154.2	35.065	168.2	2:03.377		11	41.855	185.8	43.584	158.1	34.054	166.6	1:59.493	
4	42.373	186.2	44.508	158.1	33.236	169.0	2:00.117		12	42.513	175.3	43.947	154.0	35.598	165.6	2:02.058	
5	42.217	182.1	44.294	156.7	33.127	169.5	1:59.638		13	42.190	182.1	43.533	156.9	33.011	168.4	1:58.734	
6	41.976	187.8	43.490	158.8	33.371	169.0	1:58.837		14	43.368	181.5	44.866	157.8	44.740		2:12.974 Pit	
7	41.860	187.8	45.985	155.3	40.741		2:08.586 Pit										
8	3:51.093	161.1	47.175	157.8	32.776	172.5	5:11.044										



Circuit Length - 4.381 kilometres
Hungaroring
Hungary

Weather/Track: Cloud 17C/Dry 25C

2014 FIA World Touring Car Championship

Free Practice 2 - Sector Analysis Report


Lap S1 Time S1 Spd S2 Time S2 Spd S3 Time S3 Spd Lap Time Pit Lap S1 Time S1 Spd S2 Time S2 Spd S3 Time S3 Spd Lap Time Pit

37 Jose Maria LOPEZ ARG						Citroen C-Elysee WTCC						TC1			
1	17:26.046	180.3	47.187	134.8	32.332	180.9	18:45.565	8	39.505	208.0	41.284	165.1	31.146	178.8	1:51.935
2	39.097	210.1	40.757	122.8	31.007	179.1	1:50.861	9	39.483	208.8	45.800	131.0	42.961		2:08.244 Pit
3	50.476	135.6	47.442	146.3	31.665	179.7	2:09.583	10	5:38.395	169.5	50.651	144.7	33.098	181.8	7:02.144
4	39.280	209.7	41.689	155.8	31.347	179.4	1:52.316	11	39.108	209.7	40.330	168.4	30.615	181.5	1:50.053
5	39.208	209.7	41.073	158.8	31.134	178.8	1:51.415	12	38.836	211.3	40.586	157.2	40.697		2:00.119 Pit
6	39.224	206.8	41.204	155.1	31.039	179.1	1:51.467								
7	39.266	208.4	41.454	155.8	31.128	178.8	1:51.848								

77 Rene MUNNICH GER						Chevrolet RML Cruze TC1						TC1			
1	16:29.493	163.3	49.522	140.0	36.468	134.6	17:55.483	8	39.609	203.7	42.036	162.4	31.388	177.3	1:53.033
2	51.064	171.1	48.268	146.3	34.783	145.1	2:14.115	9	40.044	201.8	42.886	162.4	36.563		1:59.493 Pit
3	49.739	114.6	48.508	140.0	41.627		2:19.874 Pit	10	2:00.904	164.6	46.633	143.8	32.851	178.8	3:20.388
4	2:41.370	168.2	47.918	106.9	34.258	172.2	4:03.546	11	39.454	199.6	41.679	162.6	31.110	177.9	1:52.243
5	39.923	208.8	42.087	163.1	32.086	174.7	1:54.096	12	39.698	167.4	47.304	130.4	48.281		2:15.283 Pit
6	42.538	167.1	44.724	152.1	40.779		2:08.041 Pit								
7	4:57.896	202.2	41.826	163.6	31.205	175.8	6:10.927								

98 Dusan BORKOVIC SRB						Chevrolet RML Cruze TC1						TC1			
1	16:43.633	119.0	53.974	130.4	33.685	176.4	18:11.292	7	39.686	206.1	41.941	162.4	31.438	177.0	1:53.065
2	39.765	210.1	41.734	163.1	31.519	176.7	1:53.018	8	49.826	158.8	43.930	160.0	45.024		2:18.780 Pit
3	39.902	203.0	47.197	140.9	50.461		2:17.560 Pit	9	3:48.951	173.9	46.313	152.1	32.883	178.5	5:08.147
4	1:34.706	196.7	45.841	162.4	47.783		3:08.330 Pit	10	39.076	210.9	41.206	166.4	30.971	179.1	1:51.253
5	4:05.404	142.6	53.231	148.9	32.994	177.3	5:31.629	11	54.652	133.8	55.685	98.9	54.017		2:44.354 Pit
6	39.477	206.5	41.692	164.8	31.267	176.7	1:52.436								

99 Yukinori TANIGUCHI JPN						Honda Civic S2000 TC						TCN			
1	16:45.276	120.6	54.740	116.8	35.919	165.1	18:15.935	6	42.035	192.5	44.035	151.0	33.457	165.3	1:59.527
2	42.652	190.4	45.520	154.7	43.192		2:11.364 Pit	7	43.400	188.1	44.667	152.3	32.925	165.6	2:00.992
3	1:22.275	126.7	46.804	155.6	32.781	165.8	2:41.860	8	43.632	191.1	44.054	156.7	43.343		2:11.029 Pit
4	42.482	187.1	44.365	153.8	33.618	166.4	2:00.465								
5	43.583	184.9	44.252	155.8	32.653	166.4	2:00.488								




Circuit Length - 4.381 kilometres
Hungaroring
Hungary

Weather/Track: Cloud 17C/Dry 25C

2014 FIA World Touring Car Championship

Free Practice 2 - Best Sector Speeds Report

SECTOR 1				SECTOR 2				SECTOR 3				
POS	NO	NAME	SPEED	LAP	NO	NAME	SPEED	LAP	NO	NAME	SPEED	LAP
1	9	LOEB	212.5	9	9	LOEB	169.0	9	1	MULLER	183.3	9
2	4	CORONEL	211.7	8	37	LOPEZ	168.4	11	7	VALENTE	183.0	6
3	37	LOPEZ	211.3	12	25	BENNANI	167.9	4	37	LOPEZ	181.8	10
4	98	BORKOVIC	210.9	10	3	CHILTON	167.7	8	9	LOEB	181.5	8
5	5	MICHELISZ	210.5	6	18	MONTEIRO	167.4	8	3	CHILTON	180.9	10
6	10	MORBIDELLI	210.1	8	7	VALENTE	166.6	6	4	CORONEL	180.0	7
7	25	BENNANI	210.1	7	98	BORKOVIC	166.4	10	25	BENNANI	180.0	6
8	1	MULLER	209.7	5	5	MICHELISZ	166.1	6	5	MICHELISZ	179.7	5
9	18	MONTEIRO	209.7	5	14	KOZLOVSKIY	166.1	8	98	BORKOVIC	179.1	10
10	2	TARQUINI	209.3	12	1	MULLER	165.3	6	10	MORBIDELLI	178.8	4
11	77	MUNNICH	208.8	5	4	CORONEL	165.3	2	77	MUNNICH	178.8	10
12	3	CHILTON	208.0	11	10	MORBIDELLI	165.3	7	18	MONTEIRO	178.5	2
13	12	HUFF	206.8	9	12	HUFF	165.3	9	2	TARQUINI	177.3	8
14	7	VALENTE	206.1	6	2	TARQUINI	165.1	2	12	HUFF	176.1	9
15	14	KOZLOVSKIY	203.3	5	77	MUNNICH	163.6	7	14	KOZLOVSKIY	175.6	7
16	11	THOMPSON	200.7	9	11	THOMPSON	162.4	9	11	THOMPSON	174.1	2
17	6	ENGSTLER	200.3	12	8	DI SABATINO	158.8	11	27	FILIPPI	172.5	8
18	8	DI SABATINO	196.0	11	27	FILIPPI	158.8	6	8	DI SABATINO	170.3	11
19	99	TANIGUCHI	192.5	6	6	ENGSTLER	158.3	8	6	ENGSTLER	169.8	11
20	27	FILIPPI	190.1	9	99	TANIGUCHI	156.7	8	99	TANIGUCHI	166.4	4



Circuit Length - 4.381 kilometres
Hungaroring
Hungary

Weather/Track: Cloud 17C/Dry 25C

2014 FIA World Touring Car Championship

Free Practice 2 - Best Sector Times Report

POS	NO	SECTOR 1		SECTOR 2		SECTOR 3		IDEAL/BEST LAP COMPARISON							
		TIME	LAP	NO	TIME	LAP	NO	TIME	LAP	NO	NAME	IDEAL	BEST	LAP	DIFF
1	9	38.590	9	1	40.086	10	1	30.513	10	1	MULLER	1:49.301	1:49.301	10	+ 0.000
2	1	38.702	10	5	40.293	6	37	30.615	11	9	LOEB	1:49.674	1:49.674	9	+ 0.000
3	37	38.836	12	37	40.330	11	5	30.622	6	37	LOPEZ	1:49.781	1:50.053	11	+ 0.272
4	4	38.969	5	9	40.374	9	9	30.710	9	5	MICHELISZ	1:50.230	1:50.344	6	+ 0.114
5	7	39.029	9	25	40.411	7	18	30.723	8	25	BENNANI	1:50.281	1:50.281	7	+ 0.000
6	25	39.067	7	18	40.540	11	3	30.757	7	18	MONTEIRO	1:50.506	1:50.836	11	+ 0.330
7	98	39.076	10	3	40.566	11	2	30.796	5	3	CHILTON	1:50.517	1:50.720	11	+ 0.203
8	10	39.161	8	2	40.621	9	25	30.803	7	2	TARQUINI	1:50.876	1:51.228	6	+ 0.352
9	3	39.194	11	10	41.018	8	12	30.951	9	4	CORONEL	1:50.996	1:51.165	8	+ 0.169
10	18	39.243	11	7	41.026	9	98	30.971	10	98	BORKOVIC	1:51.253	1:51.253	10	+ 0.000
11	5	39.315	9	4	41.055	8	4	30.972	8	7	VALENTE	1:51.286	1:51.899	6	+ 0.613
12	77	39.454	11	98	41.206	10	77	31.110	11	10	MORBIDELL	1:51.445	1:51.717	8	+ 0.272
13	2	39.459	9	12	41.221	11	7	31.231	6	12	HUFF	1:51.973	1:52.228	9	+ 0.255
14	12	39.801	11	11	41.410	9	10	31.266	7	77	MUNNICH	1:52.243	1:52.243	11	+ 0.000
15	14	40.028	9	14	41.448	9	14	31.375	8	11	THOMPSON	1:52.847	1:52.884	9	+ 0.037
16	11	40.058	9	77	41.679	11	11	31.379	5	14	KOZLOVSKI	1:52.851	1:53.101	9	+ 0.250
17	6	41.180	12	6	42.610	8	6	31.978	9	6	ENGSTLER	1:55.768	1:55.948	9	+ 0.180
18	8	41.240	10	8	42.656	10	8	31.993	8	8	DI SABATIN	1:55.889	1:56.067	10	+ 0.178
19	27	41.432	9	27	43.272	9	99	32.653	5	27	FILIPPI	1:57.432	1:57.617	9	+ 0.185
20	99	42.035	6	99	44.035	6	27	32.728	2	99	TANIGUCHI	1:58.723	1:59.527	6	+ 0.804

'Perfect Lap' - 1:49.189



Weather/Track: Cloud 17C/Dry 25C



Circuit Length - 4.381 kilometres
Hungaroring
Hungary

FIA WORLD TOURING CAR CHAMPIONSHIP QUALIFYING 1 - PROVISIONAL CLASSIFICATION

NO	CL	DRIVER	NAT	CAR	TIME	ON	LAPS	GAP	DIFF	KM/H
1	37	TC1 Jose Maria LOPEZ	ARG	Citroen C-Elysee WTCC	1:49.328	2	4			144.25
2	1	TC1 Yvan MULLER	FRA	Citroen C-Elysee WTCC	1:49.393	2	3	0.065	0.065	144.17
3	5	TC1 Norbert MICHELISZ	HUN	Honda Civic WTCC	1:49.421	5	6	0.093	0.028	144.13
4	9	TC1 Sebastien LOEB	FRA	Citroen C-Elysee WTCC	1:49.552	2	3	0.224	0.131	143.96
5	3	TC1 Tom CHILTON	GBR	Chevrolet RML Cruze TC1	1:49.634	5	6	0.306	0.082	143.85
6	18	TC1 Tiago MONTEIRO	PRT	Honda Civic WTCC	1:49.668	5	6	0.340	0.034	143.81
7	25	TC1 Mehdi BENNANI	MAR	Honda Civic WTCC	1:50.017	2	3	0.689	0.349	143.35
8	2	TC1 Gabriele TARQUINI	ITA	Honda Civic WTCC	1:50.065	2	3	0.737	0.048	143.29
9	10	TC1 Gianni MORBIDELLI	ITA	Chevrolet RML Cruze TC1	1:50.234	6	7	0.906	0.169	143.07
10	4	TC1 Tom CORONEL	NLD	Chevrolet RML Cruze TC1	1:50.234	5	6	0.906	0.000	143.07
11	7	TC1 Hugo VALENTE	FRA	Chevrolet RML Cruze TC1	1:50.561	8	8	1.233	0.327	142.65
12	98	TC1 Dusan BORKOVIC	SRB	Chevrolet RML Cruze TC1	1:50.602	5	6	1.274	0.041	142.59
13	12	TC1 Rob HUFF	GBR	Lada Granta 1.6T	1:50.908	5	8	1.580	0.306	142.20
14	11	TC1 James THOMPSON	GBR	Lada Granta 1.6T	1:50.995	5	8	1.667	0.087	142.09
15	77	TC1 Rene MUNNICH	GER	Chevrolet RML Cruze TC1	1:51.123	2	8	1.795	0.128	141.92
16	14	TC1 Mikhail KOZLOVSKIY	RUS	Lada Granta 1.6T	1:52.451	2	5	3.123	1.328	140.25
17	8	TC2 Pasquale DI SABATINO	ITA	BMW E90 320 TC	1:54.584	6	7	5.256	2.133	137.64
18	6	TC2 Franz ENGSTLER	DEU	BMW E90 320 TC	1:55.121	6	6	5.793	0.537	137.00
19	99	TCN Yukinori TANIGUCHI	JPN	Honda Civic S2000 TC	1:56.561	6	8	7.233	1.440	135.30
20	27	TC2 John FILIPPI	FRA	SEAT Leon WTCC	1:56.588	7	9	7.260	0.027	135.27

QUALIFICATION MAXIMA (107%) 1:56.980

For Media Information Purposes - No Regulatory Value.

Subject to technical scrutineering.

Weather/Track: Cloud 18C / Dry 34C

Hungaroring

Circuit Length: 4.381 km / 2.722 miles

Start: 14:30 Flag: 14:50

Race Director	Steward:	Timekeeper	Posted at:
---------------	----------	------------	------------

www.mstworld.com

Printed -14:53 Saturday, 3 May 2014



WTCC Race of Hungary - Hungaroring, Budapest - 3 / 4 May 2014

www.fiawtcc.com

FIA WORLD TOURING CAR CHAMPIONSHIP QUALIFYING 1 RESULT

NO	CL	DRIVER	NAT	CAR	TIME	ON	LAPS	GAP	DIFF	KM/H
1	37	TC1 Jose Maria LOPEZ	ARG	Citroen C-Elysee WTCC	1:49.328	2	4			144.25
2	1	TC1 Yvan MULLER	FRA	Citroen C-Elysee WTCC	1:49.393	2	3	0.065	0.065	144.17
3	5	TC1 Norbert MICHELISZ	HUN	Honda Civic WTCC	1:49.421	5	6	0.093	0.028	144.13
4	9	TC1 Sebastien LOEB	FRA	Citroen C-Elysee WTCC	1:49.552	2	3	0.224	0.131	143.96
5	3	TC1 Tom CHILTON	GBR	Chevrolet RML Cruze TC1	1:49.634	5	6	0.306	0.082	143.85
6	18	TC1 Tiago MONTEIRO	PRT	Honda Civic WTCC	1:49.668	5	6	0.340	0.034	143.81
7	25	TC1 Mehdi BENNANI	MAR	Honda Civic WTCC	1:50.017	2	3	0.689	0.349	143.35
8	2	TC1 Gabriele TARQUINI	ITA	Honda Civic WTCC	1:50.065	2	3	0.737	0.048	143.29
9	10	TC1 Gianni MORBIDELLI	ITA	Chevrolet RML Cruze TC1	1:50.234	6	7	0.906	0.169	143.07
10	4	TC1 Tom CORONEL	NLD	Chevrolet RML Cruze TC1	1:50.234	5	6	0.906	0.000	143.07
11	7	TC1 Hugo VALENTE	FRA	Chevrolet RML Cruze TC1	1:50.561	8	8	1.233	0.327	142.65
12	12	TC1 Rob HUFF	GBR	Lada Granta 1.6T	1:50.908	5	8	1.580	0.347	142.20
13	11	TC1 James THOMPSON	GBR	Lada Granta 1.6T	1:50.995	5	8	1.667	0.087	142.09
14	77	TC1 Rene MUNNICH	GER	Chevrolet RML Cruze TC1	1:51.123	2	8	1.795	0.128	141.92
15	14	TC1 Mikhail KOZLOVSKIY	RUS	Lada Granta 1.6T	1:52.451	2	5	3.123	1.328	140.25
16	8	TC2 Pasquale DI SABATINO	ITA	BMW E90 320 TC	1:54.584	6	7	5.256	2.133	137.64
17	6	TC2 Franz ENGSTLER	DEU	BMW E90 320 TC	1:55.121	6	6	5.793	0.537	137.00
18	99	TCN Yukinori TANIGUCHI	JPN	Honda Civic S2000 TC	1:56.561	6	8	7.233	1.440	135.30
19	27	TC2 John FILIPPI	FRA	SEAT Leon WTCC	1:56.588	7	9	7.260	0.027	135.27

QUALIFICATION MAXIMA (107%) 1:56.980

Car 98, all times cancelled, Stewards' decision 1 refers.
Weather/Track: Cloud 18C / Dry 34C

Hungaroring
Circuit Length: 4.381 km / 2.722 miles
Start: 14:30 Flag: 14:50

Steward	Steward:	Steward
---------	----------	---------

www.mstworld.com

Printed -17:34 Saturday, 3 May 2014



WTCC Race of Hungary - Hungaroring, Budapest - 3 / 4 May 2014

www.fiawtcc.com

2014 FIA World Touring Car Championship

Qualifying 1 - Sector Analysis Report

Lap	S1 Time	S1 Spd	S2 Time	S2 Spd	S3 Time	S3 Spd	Lap Time	Pit	Lap	S1 Time	S1 Spd	S2 Time	S2 Spd	S3 Time	S3 Spd	Lap Time	Pit
1 Yvan MULLER FRA Citroen C-Elysee WTCC TC1																	
1	1:19.384	168.2	48.106	140.0	34.392	181.5	2:41.882		3	45.749	170.0	47.348	127.2	42.975		2:16.072	Pit
2	38.820	209.3	40.135	151.6	30.438	179.1	1:49.393										
2 Gabriele TARQUINI ITA Honda Civic WTCC TC1																	
1	6:29.490	156.0	51.842	147.1	34.348	177.0	7:55.680		3	46.564	155.8	50.390	130.9	46.687		2:23.641	Pit
2	39.227	207.2	40.143	166.6	30.695	177.0	1:50.065										
3 Tom CHILTON GBR Chevrolet RML Cruze TC1 TC1																	
1	1:22.162	146.3	48.179	130.9	35.576	181.2	2:45.917		5	38.820	205.3	40.286	169.5	30.528	178.2	1:49.634	
2	38.962	210.1	40.683	166.6	30.454	180.3	1:50.099		6	47.177	163.8	46.110	147.1	43.064		2:16.351	Pit
3	40.604	192.5	42.965	160.7	40.532		2:04.101	Pit									
4	8:38.822	171.7	45.081	149.1	33.618	181.2	9:57.521										
4 Tom CORONEL NLD Chevrolet RML Cruze TC1 TC1																	
1	1:23.017	160.0	48.757	147.7	36.375	180.3	2:48.149		5	38.851	212.5	40.607	166.4	30.776	177.3	1:50.234	
2	39.044	210.5	41.118	165.8	30.830	179.1	1:50.992		6	39.245	209.3	41.061	162.6	40.855		2:01.161	Pit
3	39.367	190.4	42.667	133.3	41.252		2:03.286	Pit									
4	8:09.624	177.9	47.045	160.4	31.610	181.2	9:28.279										
5 Norbert MICHELISZ HUN Honda Civic WTCC TC1																	
1	1:03.091	155.6	44.931	158.8	32.569	179.1	2:20.591		5	39.052	208.8	39.692	166.9	30.677	177.9	1:49.421	
2	39.289	208.0	40.488	149.5	30.999	177.6	1:50.776		6	41.528	181.2	43.334	161.1	39.591		2:04.453	Pit
3	39.247	208.0	41.042	166.4	40.572		2:00.861	Pit									
4	4:10.273	154.9	46.067	149.7	32.178	179.4	5:28.518										
6 Franz ENGSTLER DEU BMW E90 320 TC2																	
1	2:14.198	150.2	47.211	157.8	32.223	169.8	3:33.632		5	7:23.535	185.8	44.760	154.2	32.128	169.8	8:40.423	
2	40.966	198.5	42.347	156.7	32.085	167.9	1:55.398		6	40.925	182.7	42.020	157.4	32.176	163.8	1:55.121	
3	41.214	198.8	42.259	157.2	32.130	167.9	1:55.603										
4	45.221	162.4	49.109	126.1	50.818		2:25.148	Pit									
7 Hugo VALENTE FRA Chevrolet RML Cruze TC1 TC1																	
1	1:23.362	131.8	47.436	125.4	36.223	178.5	2:47.021		6	41.213	154.7	43.449	154.2	39.143		2:03.805	Pit
2	39.247	200.3	41.254	165.8	31.189		1:51.690		7	3:12.426	185.8	42.104	166.4	31.330	179.1	4:25.860	
3	40.298	167.7	43.542	154.5	42.081		2:05.921	Pit	8	38.974	206.5	40.653	166.1	30.934		1:50.561	
4	2:56.551	164.8	44.945	132.0	32.208		4:13.704										
5	39.124	208.0	40.778	166.4	31.010		1:50.912										
8 Pasquale DI SABATINO ITA BMW E90 320 TC2																	
1	2:15.564	156.7	48.379	155.1	33.752	169.8	3:37.695		5	2:54.441	180.6	46.298	154.7	33.032	170.6	4:13.771	
2	41.273	193.8	42.335	159.7	32.047	169.5	1:55.655		6	41.068	198.1	41.883	158.3	31.633	170.0	1:54.584	
3	40.947	198.1	42.731	159.2	31.936	170.0	1:55.614		7	41.847	146.7	54.302	121.4	52.382		2:28.531	Pit
4	45.121	166.9	48.717	141.5	49.250		2:23.088	Pit									



Circuit Length - 4.381 kilometres
Hungaroring
Hungary

Weather/Track: Cloud 18C/Dry 34C

2014 FIA World Touring Car Championship

Qualifying 1 - Sector Analysis Report

Lap	S1 Time	S1 Spd	S2 Time	S2 Spd	S3 Time	S3 Spd	Lap Time	Pit	Lap	S1 Time	S1 Spd	S2 Time	S2 Spd	S3 Time	S3 Spd	Lap Time	Pit
9 Sebastien LOEB FRA Citroen C-Elysee WTCC TC1																	
1	1:21.148	161.4	48.310	120.8	35.287	181.2	2:44.745		3	38.735	211.3	40.482	165.6	42.721		2:01.938	Pit
2	38.768	210.5	40.153	170.3	30.631	179.4	1:49.552										
10 Gianni MORBIDELLI ITA Chevrolet RML Cruze TC1 TC1																	
1	1:33.258	163.8	48.463	126.3	35.582		2:57.303		5	4:11.696	160.4	44.026	160.9	31.697		5:27.419	
2	39.111	209.3	40.771	166.9	31.100		1:50.982		6	38.740	212.1	40.606	168.2	30.888		1:50.234	
3	39.038	204.9	41.062	167.4	31.118		1:51.218		7	45.856	177.6	45.850	153.4	38.974		2:10.680	Pit
4	45.635	161.9	45.624	147.7	38.043		2:09.302	Pit									
11 James THOMPSON GBR LADA Granta 1.6T TC1																	
1	1:04.869	140.0	47.387	154.2	32.631	175.6	2:24.887		6	41.520	176.7	42.975	160.0	39.200		2:03.695	Pit
2	39.896	203.3	40.922	165.8	30.939	173.6	1:51.757		7	3:02.037	164.6	44.811	156.9	32.141	176.7	4:18.989	
3	40.854	183.0	42.341	164.1	39.559		2:02.754	Pit	8	39.488	205.7	40.615	166.1	31.026	174.1	1:51.129	
4	3:09.112	158.5	46.925	116.5	34.765	176.4	4:30.802										
5	39.475	206.5	40.594	165.8	30.926	175.3	1:50.995										
12 Rob HUFF GBR LADA Granta 1.6T TC1																	
1	1:08.455	141.1	49.074	154.2	34.874	177.9	2:32.403		6	39.786	202.6	41.397	162.6	38.141		1:59.324	Pit
2	39.650	202.6	40.740	167.4	30.690	175.3	1:51.080		7	3:01.680	174.1	44.890	160.7	33.331	176.7	4:19.901	
3	40.592	169.5	42.647	163.6	39.256		2:02.495	Pit	8	39.393	204.5	41.008	166.6	30.943	175.6	1:51.344	
4	3:15.871	174.7	44.864	134.6	32.521	177.6	4:33.256										
5	39.377	205.7	40.745	166.4	30.786	175.3	1:50.908										
14 Mikhail KOZLOVSKIY RUS LADA Granta 1.6T TC1																	
1	1:09.385	159.0	49.044	152.7	34.643	177.0	2:33.072		4	4:07.308	165.6	47.317	153.8	33.208	177.3	5:27.833	
2	39.775	195.6	41.220	165.8	31.456	170.3	1:52.451		5	40.186	195.2	49.271	144.7	39.189		2:08.646	Pit
3	40.751	182.4	43.684	159.5	41.607		2:06.042	Pit									
18 Tiago MONTEIRO PRT Honda Civic WTCC TC1																	
1	1:03.497	145.9	47.568	154.7	32.856	178.5	2:23.921		5	38.929	206.5	40.171	168.4	30.568	178.5	1:49.668	
2	39.765	203.7	40.492	164.6	30.747	176.7	1:51.004		6	43.071	175.8	43.362	159.7	37.728		2:04.161	Pit
3	41.643	179.4	42.731	159.0	37.072		2:01.446	Pit									
4	3:11.144	177.0	46.830	119.3	34.544	180.3	4:32.518										
25 Mehdi BENNANI MAR Honda Civic WTCC TC1																	
1	1:02.627	146.5	47.012	155.3	32.566	180.0	2:22.205		3	39.247	206.8	41.866	154.7	40.831		2:01.944	Pit
2	39.185	205.7	40.164	170.0	30.668	178.8	1:50.017										
27 John FILIPPI FRA SEAT Leon WTCC TC2																	
1	1:47.919	152.3	48.707	149.3	35.787	169.8	3:12.413		6	41.412	187.8	42.796	158.3	32.758	170.6	1:56.966	
2	41.340	190.4	43.022	158.8	32.882	169.2	1:57.244		7	41.283	191.1	42.965	156.7	32.340	169.8	1:56.588	
3	41.700	186.5	43.099	158.3	33.432	169.5	1:58.231		8	41.414	192.1	43.343	150.2	32.951	168.4	1:57.708	
4	41.543	187.8	45.018	152.7	40.124		2:06.685	Pit	9	41.510	183.9	43.745	156.0	40.606		2:05.861	Pit
5	2:58.274	171.9	45.322	134.1	34.746	171.1	4:18.342										



Circuit Length - 4.381 kilometres
Hungaroring
Hungary

Weather/Track: Cloud 18C/Dry 34C

Printed at 14:55, Saturday, 03 May, 2014

© MST Systems Ltd, 2010 (www.mstworld.com)

Page 2

2014 FIA World Touring Car Championship

Qualifying 1 - Sector Analysis Report

Lap	S1 Time	S1 Spd	S2 Time	S2 Spd	S3 Time	S3 Spd	Lap Time	Pit	Lap	S1 Time	S1 Spd	S2 Time	S2 Spd	S3 Time	S3 Spd	Lap Time	Pit
37 Jose Maria LOPEZ ARG Citroen C-Elysee WTCC TC1																	
1	2:02.152	162.6	49.890	124.2	36.036	181.5	3:28.078		4	48.556	146.3	48.854	139.7	44.208		2:21.618	Pit
2	39.009	209.7	39.830	162.6	30.489	180.0	1:49.328										
3	38.874	211.3	40.371	163.1	30.576	177.9	1:49.821										
77 Rene MUNNICH GER Chevrolet RML Cruze TC1 TC1																	
1	1:24.683	136.5	48.655	136.0	36.765		2:50.103		6	40.477	172.8	43.495	156.7	38.602		2:02.574	Pit
2	39.339	210.1	41.118	165.3	30.666		1:51.123		7	2:45.074	169.8	50.315	130.4	35.374		4:10.763	
3	39.527	193.2	44.434	139.1	44.182		2:08.143	Pit	8	39.216	206.1	41.082	164.3	30.834		1:51.132	
4	2:33.141	124.4	48.389	133.0	33.314		3:54.844										
5	39.380	206.8	40.738	169.0	31.071		1:51.189										
98 Dusan BORKOVIC SRB Chevrolet RML Cruze TC1 TC1																	
1	1:30.931	155.3	48.281	147.5	33.998	179.1	2:53.210		5	38.914	209.3	40.695	166.1	30.993	179.1	1:50.602	
2	39.349	208.4	41.117	166.1	31.093	179.4	1:51.559		6	47.251	148.1	56.373	130.1	51.344		2:34.968	Pit
3	43.285	169.2	44.400	156.2	46.990		2:14.675	Pit									
4	3:09.708	158.5	46.202	150.2	33.599	181.8	4:29.509										
99 Yukinori TANIGUCHI JPN Honda Civic S2000 TC TCN																	
1	1:31.259	137.5	51.106	129.1	36.994	165.6	2:59.359		6	41.700	197.4	42.773	156.9	32.088	167.7	1:56.561	
2	41.895	191.4	43.565	156.2	32.170	167.4	1:57.630		7	41.669	189.8	43.152	154.9	32.617	166.6	1:57.438	
3	41.552	197.4	43.309	154.5	32.735	167.7	1:57.596		8	41.870	197.4	47.902	156.9	32.887	167.4	2:02.659	
4	42.067	190.1	43.812	155.3	40.570		2:06.449	Pit									
5	4:26.507	183.0	48.061	156.2	32.595	168.2	5:47.163										



Circuit Length - 4.381 kilometres
Hungaroring
Hungary

Weather/Track: Cloud 18C/Dry 34C

2014 FIA World Touring Car Championship Qualifying 1 - Best Sector Speeds Report

SECTOR 1				SECTOR 2				SECTOR 3				
POS	NO	NAME	SPEED	LAP	NO	NAME	SPEED	LAP	NO	NAME	SPEED	LAP
1	4	CORONEL	212.5	5	9	LOEB	170.3	2	98	BORKOVIC	181.8	4
2	10	MORBIDELLI	212.1	6	25	BENNANI	170.0	2	1	MULLER	181.5	1
3	9	LOEB	211.3	3	3	CHILTON	169.5	5	37	LOPEZ	181.5	1
4	37	LOPEZ	211.3	3	77	MUNNICH	169.0	5	3	CHILTON	181.2	1
5	3	CHILTON	210.1	2	18	MONTEIRO	168.4	5	4	CORONEL	181.2	4
6	77	MUNNICH	210.1	2	10	MORBIDELLI	168.2	6	9	LOEB	181.2	1
7	1	MULLER	209.3	2	12	HUFF	167.4	2	18	MONTEIRO	180.3	4
8	98	BORKOVIC	209.3	5	5	MICHELISZ	166.9	5	25	BENNANI	180.0	1
9	5	MICHELISZ	208.8	5	2	TARQUINI	166.6	2	5	MICHELISZ	179.4	4
10	7	VALENTE	208.0	5	4	CORONEL	166.4	5	7	VALENTE	179.1	7
11	2	TARQUINI	207.2	2	7	VALENTE	166.4	5	12	HUFF	177.9	1
12	25	BENNANI	206.8	3	11	THOMPSON	166.1	8	14	KOZLOVSKIY	177.3	4
13	11	THOMPSON	206.5	5	98	BORKOVIC	166.1	2	2	TARQUINI	177.0	1
14	18	MONTEIRO	206.5	5	14	KOZLOVSKIY	165.8	2	11	THOMPSON	176.7	7
15	12	HUFF	205.7	5	37	LOPEZ	163.1	3	27	FILIPPI	171.1	5
16	6	ENGSTLER	198.8	3	8	DI SABATINO	159.7	2	8	DI SABATINO	170.6	5
17	8	DI SABATINO	198.1	3	27	FILIPPI	158.8	2	6	ENGSTLER	169.8	1
18	99	TANIGUCHI	197.4	3	6	ENGSTLER	157.8	1	99	TANIGUCHI	168.2	5
19	14	KOZLOVSKIY	195.6	2	99	TANIGUCHI	156.9	6				
20	27	FILIPPI	192.1	8	1	MULLER	151.6	2				



Circuit Length - 4.381 kilometres
Hungaroring
Hungary

Weather/Track: Cloud 18C/Dry 34C

2014 FIA World Touring Car Championship Qualifying 1 - Best Sector Times Report

POS	NO	SECTOR 1		SECTOR 2		SECTOR 3		IDEAL/BEST LAP COMPARISON							
		TIME	LAP	NO	TIME	LAP	NO	TIME	LAP	NO	NAME	IDEAL	BEST	LAP	DIFF
1	9	38.735	3	5	39.692	5	1	30.438	2	37	LOPEZ	1:49.193	1:49.328	2	+ 0.135
2	10	38.740	6	37	39.830	2	3	30.454	2	1	MULLER	1:49.393	1:49.393	2	+ 0.000
3	1	38.820	2	1	40.135	2	37	30.489	2	5	MICHELISZ	1:49.421	1:49.421	5	+ 0.000
4	3	38.820	5	2	40.143	2	18	30.568	5	9	LOEB	1:49.519	1:49.552	2	+ 0.033
5	4	38.851	5	9	40.153	2	9	30.631	2	3	CHILTON	1:49.560	1:49.634	5	+ 0.074
6	37	38.874	3	25	40.164	2	77	30.666	2	18	MONTEIRO	1:49.668	1:49.668	5	+ 0.000
7	98	38.914	5	18	40.171	5	25	30.668	2	25	BENNANI	1:50.017	1:50.017	2	+ 0.000
8	18	38.929	5	3	40.286	5	5	30.677	5	2	TARQUINI	1:50.065	1:50.065	2	+ 0.000
9	7	38.974	8	11	40.594	5	12	30.690	2	4	CORONEL	1:50.234	1:50.234	5	+ 0.000
10	5	39.052	5	10	40.606	6	2	30.695	2	10	MORBIDELL	1:50.234	1:50.234	6	+ 0.000
11	25	39.185	2	4	40.607	5	4	30.776	5	7	VALENTE	1:50.561	1:50.561	8	+ 0.000
12	77	39.216	8	7	40.653	8	10	30.888	6	98	BORKOVIC	1:50.602	1:50.602	5	+ 0.000
13	2	39.227	2	98	40.695	5	11	30.926	5	77	MUNNICH	1:50.620	1:51.123	2	+ 0.503
14	12	39.377	5	77	40.738	5	7	30.934	8	12	HUFF	1:50.807	1:50.908	5	+ 0.101
15	11	39.475	5	12	40.740	2	98	30.993	5	11	THOMPSON	1:50.995	1:50.995	5	+ 0.000
16	14	39.775	2	14	41.220	2	14	31.456	2	14	KOZLOVSKI	1:52.451	1:52.451	2	+ 0.000
17	6	40.925	6	8	41.883	6	8	31.633	6	8	DI SABATIN	1:54.463	1:54.584	6	+ 0.121
18	8	40.947	3	6	42.020	6	6	32.085	2	6	ENGSTLER	1:55.030	1:55.121	6	+ 0.091
19	27	41.283	7	99	42.773	6	99	32.088	6	99	TANIGUCHI	1:56.413	1:56.561	6	+ 0.148
20	99	41.552	3	27	42.796	6	27	32.340	7	27	FILIPPI	1:56.419	1:56.588	7	+ 0.169

'Perfect Lap' - 1:48.865



Weather/Track: Cloud 18C/Dry 34C

Printed at 14:54, Saturday, 03 May, 2014
© MST Systems Ltd, 2010 (www.mstworld.com)



Circuit Length - 4.381 kilometres
Hungaroring
Hungary

Page 1

FIA WORLD TOURING CAR CHAMPIONSHIP QUALIFYING 2 - PROVISIONAL CLASSIFICATION

NO	CL	DRIVER	NAT	CAR	TIME	ON	LAPS	GAP	DIFF	KM/H
1	2	TC1 Gabriele TARQUINI	ITA	Honda Civic WTCC	1:49.410	4	5			144.15
2	37	TC1 Jose Maria LOPEZ	ARG	Citroen C-Elysee WTCC	1:49.496	2	5	0.086	0.086	144.03
3	18	TC1 Tiago MONTEIRO	PRT	Honda Civic WTCC	1:49.497	5	5	0.087	0.001	144.03
4	1	TC1 Yvan MULLER	FRA	Citroen C-Elysee WTCC	1:49.546	3	4	0.136	0.049	143.97
5	9	TC1 Sebastien LOEB	FRA	Citroen C-Elysee WTCC	1:49.652	2	3	0.242	0.106	143.83
6	25	TC1 Mehdi BENNANI	MAR	Honda Civic WTCC	1:49.745	2	4	0.335	0.093	143.71
7	3	TC1 Tom CHILTON	GBR	Chevrolet RML Cruze TC1	1:49.757	2	4	0.347	0.012	143.69
8	4	TC1 Tom CORONEL	NLD	Chevrolet RML Cruze TC1	1:50.428	2	5	1.018	0.671	142.82
9	10	TC1 Gianni MORBIDELLI	ITA	Chevrolet RML Cruze TC1	1:50.728	2	3	1.318	0.300	142.43
10	98	TC1 Dusan BORKOVIC	SRB	Chevrolet RML Cruze TC1	1:51.937	3	4	2.527	1.209	140.89
11	7	TC1 Hugo VALENTE	FRA	Chevrolet RML Cruze TC1	1:52.123	3	3	2.713	0.186	140.66
12	5	TC1 Norbert MICHELISZ	HUN	Honda Civic WTCC			2			

For Media Information Purposes - No Regulatory Value.

Subject to technical scrutineering.

Weather/Track: Cloud 18C / Dry 30C

Hungaroring

Circuit Length: 4.381 km / 2.722 miles

Start: 14:55 Flag: 15:05

Race Director	Steward:	Timekeeper	Posted at:
---------------	----------	------------	------------

www.mstworld.com

Printed -15:07 Saturday, 3 May 2014



WTCC Race of Hungary – Hungaroring, Budapest – 3 / 4 May 2014

www.fiawtcc.com

FIA WORLD TOURING CAR CHAMPIONSHIP QUALIFYING 2 RESULT

	NO	CL	DRIVER	NAT	CAR	TIME	ON	LAPS	GAP	DIFF	KM/H
	1	2	TC1 Gabriele TARQUINI	ITA	Honda Civic WTCC	1:49.410	4	5			144.15
	2	37	TC1 Jose Maria LOPEZ	ARG	Citroen C-Elysee WTCC	1:49.496	2	5	0.086	0.086	144.03
	3	18	TC1 Tiago MONTEIRO	PRT	Honda Civic WTCC	1:49.497	5	5	0.087	0.001	144.03
	4	1	TC1 Yvan MULLER	FRA	Citroen C-Elysee WTCC	1:49.546	3	4	0.136	0.049	143.97
	5	9	TC1 Sebastien LOEB	FRA	Citroen C-Elysee WTCC	1:49.652	2	3	0.242	0.106	143.83
	6	25	TC1 Mehdi BENNANI	MAR	Honda Civic WTCC	1:49.745	2	4	0.335	0.093	143.71
	7	3	TC1 Tom CHILTON	GBR	Chevrolet RML Cruze TC1	1:49.757	2	4	0.347	0.012	143.69
	8	4	TC1 Tom CORONEL	NLD	Chevrolet RML Cruze TC1	1:50.428	2	5	1.018	0.671	142.82
	9	10	TC1 Gianni MORBIDELLI	ITA	Chevrolet RML Cruze TC1	1:50.728	2	3	1.318	0.300	142.43
	10	7	TC1 Hugo VALENTE	FRA	Chevrolet RML Cruze TC1	1:52.123	3	3	2.713	1.395	140.66
	11	5	TC1 Norbert MICHELISZ	HUN	Honda Civic WTCC			2			

Car 98, all times cancelled, Stewards' decision 1 refers.
Weather/Track: Cloud 18C / Dry 30C

Hungaroring
Circuit Length: 4.381 km / 2.722 miles
Start: 14:55 Flag: 15:05

Steward	Steward:	Steward
---------	----------	---------

www.mstworld.com

Printed -17:29 Saturday, 3 May 2014



WTCC Race of Hungary – Hungaroring, Budapest – 3 / 4 May 2014

www.fiawtcc.com

2014 FIA World Touring Car Championship

Qualifying 2 - Sector Analysis Report

Lap	S1 Time	S1 Spd	S2 Time	S2 Spd	S3 Time	S3 Spd	Lap Time	Pit	Lap	S1 Time	S1 Spd	S2 Time	S2 Spd	S3 Time	S3 Spd	Lap Time	Pit
1 Yvan MULLER FRA Citroen C-Elysee WTCC TC1																	
1	11:20.978	154.7	48.873	146.9	33.903	181.8	12:43.754		4	47.142	150.6	47.467	131.5	47.958		2:22.567	Pit
2	38.931	211.7	44.071	117.9	36.067	180.6	1:59.069										
3	38.663	208.0	40.218	162.8	30.665	177.3	1:49.546										
2 Gabriele TARQUINI ITA Honda Civic WTCC TC1																	
1	10:53.201	168.2	47.625	151.2	32.669	178.2	12:13.495		4	38.915	208.0	39.862	166.1	30.633	177.0	1:49.410	
2	39.307	208.8	39.949	167.1	38.438		1:57.694	Pit	5	45.523	162.8	49.945	131.7	45.555		2:21.023	Pit
3	2:27.415	165.1	48.606	146.3	33.592	178.5	3:49.613										
3 Tom CHILTON GBR Chevrolet RML Cruze TC1 TC1																	
1	11:08.469	178.5	43.917	163.3	32.552	182.7	12:24.938		4	45.226	159.2	48.610	136.1	45.125		2:18.961	Pit
2	38.777	209.7	40.586	171.4	30.394	180.9	1:49.757										
3	38.732	212.1	40.554	167.9	30.951	177.3	1:50.237										
4 Tom CORONEL NLD Chevrolet RML Cruze TC1 TC1																	
1	11:21.465	179.1	48.752	154.7	34.424	182.7	12:44.641		4	1:47.711	184.3	46.141	157.8	32.096	180.0	3:05.948	
2	38.773	213.0	40.718	167.9	30.937	179.7	1:50.428		5	39.002	211.7	40.694	165.3	31.747	158.5	1:51.443	
3	39.161	211.7	41.357	144.0	35.751		1:56.269	Pit									
5 Norbert MICHELISZ HUN Honda Civic WTCC TC1																	
1	11:05.602	174.1	44.469	160.7	32.809	180.3	12:22.880										
2	38.879	209.7	52.580	105.9	50.664		2:22.123	Pit									
7 Hugo VALENTE FRA Chevrolet RML Cruze TC1 TC1																	
1	15:15.388	157.2	45.300	160.0	32.223	181.2	16:32.911		3	39.016	204.1	41.561	162.6	31.546		1:52.123	
2	38.908	217.3	44.526	136.5	34.161		1:57.595										
9 Sebastien LOEB FRA Citroen C-Elysee WTCC TC1																	
1	11:13.547	176.4	50.013	147.7	33.658	181.8	12:37.218		3	38.719	213.0	40.427	164.8	40.185		1:59.331	Pit
2	38.923	212.5	40.234	165.3	30.495	180.6	1:49.652										
10 Gianni MORBIDELLI ITA Chevrolet RML Cruze TC1 TC1																	
1	11:56.886	182.1	43.615	164.6	31.622		13:12.123		3	39.197	208.0	43.446	164.8	35.482		1:58.125	Pit
2	38.852	206.1	40.953	169.8	30.923		1:50.728										
18 Tiago MONTEIRO PRT Honda Civic WTCC TC1																	
1	10:55.872	166.4	47.114	154.5	32.932	180.0	12:15.918		4	2:07.198	179.1	42.718	158.3	31.298	180.3	3:21.214	
2	39.489	208.0	39.864	168.7	30.480	177.3	1:49.833		5	38.789	208.0	40.315	167.1	30.393	178.8	1:49.497	
3	40.239	198.8	41.617	162.6	34.215		1:56.071	Pit									
25 Mehdi BENNANI MAR Honda Civic WTCC TC1																	
1	11:10.312	184.3	44.737	139.7	31.354	182.1	12:26.403		4	2:28.652	184.9	41.364	165.3	31.047	177.3	3:41.063	
2	38.895	206.5	40.197	168.4	30.653	180.0	1:49.745										
3	42.750	160.2	46.149	148.1	43.114		2:12.013	Pit									



Circuit Length - 4.381 kilometres
Hungaroring
Hungary

Weather/Track: Cloud 18C/Dry 30C

2014 FIA World Touring Car Championship

Qualifying 2 - Sector Analysis Report

Lap S1 Time S1 Spd S2 Time S2 Spd S3 Time S3 Spd Lap Time Pit Lap S1 Time S1 Spd S2 Time S2 Spd S3 Time S3 Spd Lap Time Pit

37 Jose Maria LOPEZ ARG Citroen C-Elysee WTCC								TC1							
1	11:43.012	168.7	48.077	146.1	34.607	182.4	13:05.696	4	39.050	208.0	40.450	158.3	30.709	178.8	1:50.209
2	39.052	210.1	40.089	159.0	30.355	179.4	1:49.496	5	43.138	196.7	40.882	163.1	41.942		2:05.962 Pit
3	47.120	150.6	47.421	151.8	32.999	180.3	2:07.540								

98 Dusan BORKOVIC SRB Chevrolet RML Cruze TC1								TC1							
1	13:10.408	171.7	52.711	84.7	41.464	182.1	14:44.583	4	47.751	157.2	53.860	98.9	1:03.519		2:45.130 Pit
2	38.886	208.8	42.344	168.4	31.123	180.9	1:52.353								
3	38.984	207.6	41.384	165.8	31.569	170.0	1:51.937								



Circuit Length - 4.381 kilometres
Hungaroring
Hungary


Weather/Track: Cloud 18C/Dry 30C

Printed at 15:10, Saturday, 03 May, 2014
© MST Systems Ltd, 2010 (www.mstworld.com)

Page 2

2014 FIA World Touring Car Championship Qualifying 2 - Best Sector Speeds Report

SECTOR 1				SECTOR 2				SECTOR 3				
POS	NO	NAME	SPEED	LAP	NO	NAME	SPEED	LAP	NO	NAME	SPEED	LAP
1	7	VALENTE	217.3	2	3	CHILTON	171.4	2	3	CHILTON	182.7	1
2	4	CORONEL	213.0	2	10	MORBIDELLI	169.8	2	4	CORONEL	182.7	1
3	9	LOEB	213.0	3	18	MONTEIRO	168.7	2	37	LOPEZ	182.4	1
4	3	CHILTON	212.1	3	25	BENNANI	168.4	2	25	BENNANI	182.1	1
5	1	MULLER	211.7	2	98	BORKOVIC	168.4	2	98	BORKOVIC	182.1	1
6	37	LOPEZ	210.1	2	4	CORONEL	167.9	2	1	MULLER	181.8	1
7	5	MICHELISZ	209.7	2	2	TARQUINI	167.1	2	9	LOEB	181.8	1
8	2	TARQUINI	208.8	2	9	LOEB	165.3	2	7	VALENTE	181.2	1
9	98	BORKOVIC	208.8	2	37	LOPEZ	163.1	5	5	MICHELISZ	180.3	1
10	10	MORBIDELLI	208.0	3	1	MULLER	162.8	3	18	MONTEIRO	180.3	4
11	18	MONTEIRO	208.0	2	7	VALENTE	162.6	3	2	TARQUINI	178.5	3
12	25	BENNANI	206.5	2	5	MICHELISZ	160.7	1				



Circuit Length - 4.381 kilometres
Hungaroring
Hungary

Weather/Track: Cloud 18C/Dry 30C

2014 FIA World Touring Car Championship Qualifying 2 - Best Sector Times Report

POS	NO	SECTOR 1		SECTOR 2		SECTOR 3		NO	NAME	IDEAL/BEST LAP COMPARISON			DIFF	
		TIME	LAP	NO	TIME	LAP	NO			TIME	LAP	IDEAL		BEST
1	1	38.663	3	2	39.862	4	37	30.355	2	18 MONTEIRO	1:49.046	1:49.497	5	+ 0.451
2	9	38.719	3	18	39.864	2	18	30.393	5	2 TARQUINI	1:49.410	1:49.410	4	+ 0.000
3	3	38.732	3	37	40.089	2	3	30.394	2	9 LOEB	1:49.448	1:49.652	2	+ 0.204
4	4	38.773	2	25	40.197	2	9	30.495	2	37 LOPEZ	1:49.494	1:49.496	2	+ 0.002
5	18	38.789	5	1	40.218	3	2	30.633	4	1 MULLER	1:49.546	1:49.546	3	+ 0.000
6	10	38.852	2	9	40.234	2	25	30.653	2	3 CHILTON	1:49.680	1:49.757	2	+ 0.077
7	5	38.879	2	3	40.554	3	1	30.665	3	25 BENNANI	1:49.745	1:49.745	2	+ 0.000
8	98	38.886	2	4	40.694	5	10	30.923	2	4 CORONEL	1:50.404	1:50.428	2	+ 0.024
9	25	38.895	2	10	40.953	2	4	30.937	2	10 MORBIDELL	1:50.728	1:50.728	2	+ 0.000
10	7	38.908	2	98	41.384	3	98	31.123	2	98 BORKOVIC	1:51.393	1:51.937	3	+ 0.544
11	2	38.915	4	7	41.561	3	7	31.546	3	7 VALENTE	1:52.015	1:52.123	3	+ 0.108
12	37	39.050	4	5	44.469	1	5	32.809	1	5 MICHELISZ	1:56.157	2:22.123	2	+ 25.96

'Perfect Lap' - 1:48.880



Weather/Track: Cloud 18C/Dry 30C

Printed at 15:09, Saturday, 03 May, 2014
© MST Systems Ltd, 2010 (www.mstworld.com)



Circuit Length - 4.381 kilometres
Hungaroring
Hungary

FIA WORLD TOURING CAR CHAMPIONSHIP
QUALIFYING 3 - PROVISIONAL CLASSIFICATION

	NO	CL	DRIVER	NAT	CAR	TIME	ON	LAPS	GAP	DIFF	KM/H
1	1	TC1	Yvan MULLER	FRA	Citroen C-Elysee WTCC	1:48.727	2	2			145.05
2	37	TC1	Jose Maria LOPEZ	ARG	Citroen C-Elysee WTCC	1:48.761	2	2	0.034	0.034	145.01
3	9	TC1	Sebastien LOEB	FRA	Citroen C-Elysee WTCC	1:49.113	2	2	0.386	0.352	144.54
4	18	TC1	Tiago MONTEIRO	PRT	Honda Civic WTCC	1:49.166	2	2	0.439	0.053	144.47
5	2	TC1	Gabriele TARQUINI	ITA	Honda Civic WTCC	1:50.576	2	2	1.849	1.410	142.63

For Media Information Purposes - No Regulatory Value.

Subject to technical scrutineering.

Weather/Track: Cloud 19C / Dry 32C

Hungaroring

Circuit Length: 4.381 km / 2.722 miles

Start: 15:10 Flag: 15:25

Race Director	Steward:	Timekeeper	Posted at:
---------------	----------	------------	------------

www.mstworld.com

Printed -15:25 Saturday, 3 May 2014



WTCC Race of Hungary – Hungaroring, Budapest – 3 / 4 May 2014

www.fiawtcc.com

FIA WORLD TOURING CAR CHAMPIONSHIP QUALIFYING 3 RESULT

	NO	CL	DRIVER	NAT	CAR	TIME	ON	LAPS	GAP	DIFF	KM/H
1	1	TC1	Yvan MULLER	FRA	Citroen C-Elysee WTCC	1:48.727	2	2			145.05
2	37	TC1	Jose Maria LOPEZ	ARG	Citroen C-Elysee WTCC	1:48.761	2	2	0.034	0.034	145.01
3	9	TC1	Sebastien LOEB	FRA	Citroen C-Elysee WTCC	1:49.113	2	2	0.386	0.352	144.54
4	18	TC1	Tiago MONTEIRO	PRT	Honda Civic WTCC	1:49.166	2	2	0.439	0.053	144.47
5	2	TC1	Gabriele TARQUINI	ITA	Honda Civic WTCC	1:50.576	2	2	1.849	1.410	142.63

Weather/Track: Cloud 19C / Dry 32C

Hungaroring
Circuit Length: 4.381 km / 2.722 miles
Start: 15:10 Flag: 15:25

Steward	Steward:	Steward
---------	----------	---------

www.mstworld.com

Printed -17:44 Saturday, 3 May 2014



WTCC Race of Hungary – Hungaroring, Budapest – 3 / 4 May 2014

www.fiawtcc.com

2014 FIA World Touring Car Championship

Qualifying 3 - Sector Analysis Report

Lap	S1 Time	S1 Spd	S2 Time	S2 Spd	S3 Time	S3 Spd	Lap Time	Pit	Lap	S1 Time	S1 Spd	S2 Time	S2 Spd	S3 Time	S3 Spd	Lap Time	Pit
1 Yvan MULLER FRA Citroen C-Elysee WTCC TC1																	
1	13:42.688	168.4	43.358	148.5	31.788	182.4	14:57.834										
2	38.375	208.8	39.774	167.9	30.578	176.1	1:48.727										
2 Gabriele TARQUINI ITA Honda Civic WTCC TC1																	
1	21:47.420	157.2	51.021	142.4	33.517	178.8	23:11.958										
2	39.041	212.5	39.826	158.3	31.709	175.3	1:50.576										
9 Sebastien LOEB FRA Citroen C-Elysee WTCC TC1																	
1	10:58.720	193.8	47.006	133.6	33.405	182.7	12:19.131										
2	38.595	213.0	39.985	130.4	30.533	181.2	1:49.113										
18 Tiago MONTEIRO PRT Honda Civic WTCC TC1																	
1	16:24.735	171.1	43.840	138.1	32.751	181.2	17:41.326										
2	38.889	209.3	39.863	168.2	30.414	177.9	1:49.166										
37 Jose Maria LOPEZ ARG Citroen C-Elysee WTCC TC1																	
1	19:03.906	181.5	44.497	161.6	32.764	183.6	20:21.167										
2	38.592	211.3	39.755	166.1	30.414	179.4	1:48.761										



Circuit Length - 4.381 kilometres
Hungaroring
Hungary

Weather/Track: Cloud 19C/Dry 32C

Printed at 15:27, Saturday, 03 May, 2014

© MST Systems Ltd, 2010 (www.mstworld.com)

Page 1

2014 FIA World Touring Car Championship Qualifying 3 - Best Sector Speeds Report

SECTOR 1				SECTOR 2				SECTOR 3				
POS	NO	NAME	SPEED	LAP	NO	NAME	SPEED	LAP	NO	NAME	SPEED	LAP
1	9	LOEB	213.0	2	18	MONTEIRO	168.2	2	37	LOPEZ	183.6	1
2	2	TARQUINI	212.5	2	1	MULLER	167.9	2	9	LOEB	182.7	1
3	37	LOPEZ	211.3	2	37	LOPEZ	166.1	2	1	MULLER	182.4	1
4	18	MONTEIRO	209.3	2	2	TARQUINI	158.3	2	18	MONTEIRO	181.2	1
5	1	MULLER	208.8	2	9	LOEB	133.6	1	2	TARQUINI	178.8	1



Circuit Length - 4.381 kilometres
Hungaroring
Hungary

Weather/Track: Cloud 19C/Dry 32C

2014 FIA World Touring Car Championship Qualifying 3 - Best Sector Times Report


POS	SECTOR 1			SECTOR 2			SECTOR 3			NO	NAME	IDEAL/BEST LAP COMPARISON			
	NO	TIME	LAP	NO	TIME	LAP	NO	TIME	LAP			NO	IDEAL	BEST	LAP
1	1	38.375	2	37	39.755	2	18	30.414	2	1	MULLER	1:48.727	1:48.727	2	+ 0.000
2	37	38.592	2	1	39.774	2	37	30.414	2	37	LOPEZ	1:48.761	1:48.761	2	+ 0.000
3	9	38.595	2	2	39.826	2	9	30.533	2	9	LOEB	1:49.113	1:49.113	2	+ 0.000
4	18	38.889	2	18	39.863	2	1	30.578	2	18	MONTEIRO	1:49.166	1:49.166	2	+ 0.000
5	2	39.041	2	9	39.985	2	2	31.709	2	2	TARQUINI	1:50.576	1:50.576	2	+ 0.000

'Perfect Lap' - 1:48.544



Weather/Track: Cloud 19C/Dry 32C

Printed at 15:26, Saturday, 03 May, 2014
© MST Systems Ltd, 2010 (www.mstworld.com)



Circuit Length - 4.381 kilometres
Hungaroring
Hungary

Page 1

**FIA WORLD TOURING CAR CHAMPIONSHIP
COMBINED QUALIFYING - PROVISIONAL CLASSIFICATION**

NO	CL	DRIVER	NAT	CAR	QUALIFYING 1	QUALIFYING 2	QUALIFYING 3
1	1	TC1 Yvan MULLER	FRA	Citroen C-Elysee WTCC	1:49.393	1:49.546	1:48.727
2	37	TC1 Jose Maria LOPEZ	ARG	Citroen C-Elysee WTCC	1:49.328	1:49.496	1:48.761
3	9	TC1 Sebastien LOEB	FRA	Citroen C-Elysee WTCC	1:49.552	1:49.652	1:49.113
4	18	TC1 Tiago MONTEIRO	PRT	Honda Civic WTCC	1:49.668	1:49.497	1:49.166
5	2	TC1 Gabriele TARQUINI	ITA	Honda Civic WTCC	1:50.065	1:49.410	1:50.576
6	25	TC1 Mehdi BENNANI	MAR	Honda Civic WTCC	1:50.017	1:49.745	
7	3	TC1 Tom CHILTON	GBR	Chevrolet RML Cruze TC1	1:49.634	1:49.757	
8	4	TC1 Tom CORONEL	NLD	Chevrolet RML Cruze TC1	1:50.234	1:50.428	
9	10	TC1 Gianni MORBIDELLI	ITA	Chevrolet RML Cruze TC1	1:50.234	1:50.728	
10	98	TC1 Dusan BORKOVIC	SRB	Chevrolet RML Cruze TC1	1:50.602	1:51.937	
11	7	TC1 Hugo VALENTE	FRA	Chevrolet RML Cruze TC1	1:50.561	1:52.123	
12	5	TC1 Norbert MICHELISZ	HUN	Honda Civic WTCC	1:49.421		
13	12	TC1 Rob HUFF	GBR	Lada Granta 1.6T	1:50.908		
14	11	TC1 James THOMPSON	GBR	Lada Granta 1.6T	1:50.995		
15	77	TC1 Rene MUNNICH	GER	Chevrolet RML Cruze TC1	1:51.123		
16	14	TC1 Mikhail KOZLOVSKIY	RUS	Lada Granta 1.6T	1:52.451		
17	8	TC2 Pasquale DI SABATINO	ITA	BMW E90 320 TC	1:54.584		
18	6	TC2 Franz ENGSTLER	DEU	BMW E90 320 TC	1:55.121		
19	99	TCN Yukinori TANIGUCHI	JPN	Honda Civic S2000 TC	1:56.561		
20	27	TC2 John FILIPPI	FRA	SEAT Leon WTCC	1:56.588		

QUALIFICATION MAXIMA (107%) 1:56.980

For Media Information Purposes - No Regulatory Value.

Hungaroring
Circuit Length: 4.381 km / 2.722 miles
Start: 14:30 End: 15:25

Race Director	Steward:	Timekeeper	Issued at:
---------------	----------	------------	------------

FIA WORLD TOURING CAR CHAMPIONSHIP COMBINED QUALIFYING RESULT

NO	CL	DRIVER	NAT	CAR	QUALIFYING 1	QUALIFYING 2	QUALIFYING 3
1	1	TC1 Yvan MULLER	FRA	Citroen C-Elysee WTCC	1:49.393	1:49.546	1:48.727
2	37	TC1 Jose Maria LOPEZ	ARG	Citroen C-Elysee WTCC	1:49.328	1:49.496	1:48.761
3	9	TC1 Sebastien LOEB	FRA	Citroen C-Elysee WTCC	1:49.552	1:49.652	1:49.113
4	18	TC1 Tiago MONTEIRO	PRT	Honda Civic WTCC	1:49.668	1:49.497	1:49.166
5	2	TC1 Gabriele TARQUINI	ITA	Honda Civic WTCC	1:50.065	1:49.410	1:50.576
6	25	TC1 Mehdi BENNANI	MAR	Honda Civic WTCC	1:50.017	1:49.745	
7	3	TC1 Tom CHILTON	GBR	Chevrolet RML Cruze TC1	1:49.634	1:49.757	
8	4	TC1 Tom CORONEL	NLD	Chevrolet RML Cruze TC1	1:50.234	1:50.428	
9	10	TC1 Gianni MORBIDELLI	ITA	Chevrolet RML Cruze TC1	1:50.234	1:50.728	
10	7	TC1 Hugo VALENTE	FRA	Chevrolet RML Cruze TC1	1:50.561	1:52.123	
11	5	TC1 Norbert MICHELISZ	HUN	Honda Civic WTCC	1:49.421		
12	12	TC1 Rob HUFF	GBR	Lada Granta 1.6T	1:50.908		
13	11	TC1 James THOMPSON	GBR	Lada Granta 1.6T	1:50.995		
14	77	TC1 Rene MUNNICH	GER	Chevrolet RML Cruze TC1	1:51.123		
15	14	TC1 Mikhail KOZLOVSKIY	RUS	Lada Granta 1.6T	1:52.451		
16	8	TC2 Pasquale DI SABATINO	ITA	BMW E90 320 TC	1:54.584		
17	6	TC2 Franz ENGSTLER	DEU	BMW E90 320 TC	1:55.121		
18	99	TCN Yukinori TANIGUCHI	JPN	Honda Civic S2000 TC	1:56.561		
19	27	TC2 John FILIPPI	FRA	SEAT Leon WTCC	1:56.588		
QUALIFICATION MAXIMA (107%) 1:56.980							
20	98	TC1 Dusan BORKOVIC	SRB	Chevrolet RML Cruze TC1			

Car 98, all times cancelled, Stewards' decision 1 refers.

Hungaroring
Circuit Length: 4.381 km / 2.722 miles
Start: 14:30 End: 15:25

Steward	Steward:	Steward
---------	----------	---------

FIA WORLD TOURING CAR CHAMPIONSHIP RACE 1 - PROVISIONAL STARTING GRID

ROW	NO	DRIVER	NO	DRIVER
10	20	98 BORKOVIC	19	27 FILIPPI
9	18	99 TANIGUCHI	17	6 ENGSTLER
8	16	8 DI SABATINO	15	14 KOZLOVSKIY
7	14	77 MUNNICH	13	11 THOMPSON
6	12	12 HUFF	11	5 MICHELISZ
5	10	7 VALENTE	9	10 MORBIDELLI
4	8	4 CORONEL	7	3 CHILTON
3	6	25 BENNANI	5	2 TARQUINI
2	4	18 MONTEIRO	3	9 LOEB
1	2	37 LOPEZ	1	1 MULLER
POLE				

Car 98 allowed to start, Stewards' decision 8 refers.

Hungaroring
Circuit Length: 4.381 km / 2.722 miles

Race Director:	Steward:	Timekeeper:
----------------	----------	-------------

www.mstworld.com

Printed - 18:08 Saturday, 3 May 2014



**FIA WORLD TOURING CAR CHAMPIONSHIP
RACE 1 - FINAL STARTING GRID**

ROW	Driver	Driver
10	20 98 BORKOVIC	19 27 FILIPPI
9	18 99 TANIGUCHI	17 6 ENGSTLER
8	16 8 DI SABATINO	15 14 KOZLOVSKIY
7	14 77 MUNNICH	13 11 THOMPSON
6	12 12 HUFF	11 5 MICHELISZ
5	10 7 VALENTE	9 10 MORBIDELLI
4	8 4 CORONEL	7 3 CHILTON
3	6 25 BENNANI	5 2 TARQUINI
2	4 18 MONTEIRO	3 9 LOEB
1	2 37 LOPEZ	1 1 MULLER

POLE

Hungaroring

Circuit Length: 4.381 km / 2.722 miles

Race Director:	Steward:	Timekeeper:
----------------	----------	-------------

www.mstworld.com

Printed - 12:03 Sunday, 4 May 2014



WTCC Race of Hungary – Hungaroring, Budapest – 3 / 4 May 2014

www.fiawtcc.com

FIA WORLD TOURING CAR CHAMPIONSHIP RACE 1 - PROVISIONAL CLASSIFICATION

NO	CL	DRIVER	NAT	CAR	TIME	LAPS	GAP	DIFF	KM/H	BEST	ON
1	1	TC1 Yvan MULLER	FRA	Citroen C-Elysee WTCC	25:57.292	14			141.69	1:50.119	4
2	37	TC1 Jose Maria LOPEZ	ARG	Citroen C-Elysee WTCC	25:58.574	14	1.282	1.282	141.57	1:50.431	4
3	18	TC1 Tiago MONTEIRO	PRT	Honda Civic WTCC	26:06.253	14	8.961	7.679	140.88	1:50.691	3
4	2	TC1 Gabriele TARQUINI	ITA	Honda Civic WTCC	26:11.272	14	13.980	5.019	140.43	1:50.972	3
5	25	TC1 Mehdi BENNANI	MAR	Honda Civic WTCC	26:12.039	14	14.747	0.767	140.36	1:51.062	2
6	5	TC1 Norbert MICHELISZ	HUN	Honda Civic WTCC	26:13.964	14	16.672	1.925	140.19	1:51.182	2
7	9	TC1 Sebastien LOEB	FRA	Citroen C-Elysee WTCC	26:14.767	14	17.475	0.803	140.12	1:51.099	2
8	4	TC1 Tom CORONEL	NLD	Chevrolet RML Cruze TC1	26:20.155	14	22.863	5.388	139.64	1:51.735	3
9	10	TC1 Gianni MORBIDELLI	ITA	Chevrolet RML Cruze TC1	26:25.183	14	27.891	5.028	139.20	1:52.124	6
10	7	TC1 Hugo VALENTE	FRA	Chevrolet RML Cruze TC1	26:33.579	14	36.287	8.396	138.46	1:52.226	11
11	12	TC1 Rob HUFF	GBR	Lada Granta 1.6T	26:40.260	14	42.968	6.681	137.88	1:52.431	2
12	98	TC1 Dusan BORKOVIC	SRB	Chevrolet RML Cruze TC1	26:41.007	14	43.715	0.747	137.82	1:52.992	2
13	11	TC1 James THOMPSON	GBR	Lada Granta 1.6T	26:45.773	14	48.481	4.766	137.41	1:52.533	2
14	3	TC1 Tom CHILTON	GBR	Chevrolet RML Cruze TC1	26:53.153	14	55.861	7.380	136.78	1:51.183	7
15	8	TC2 Pasquale DI SABATINO	ITA	BMW E90 320 TC	27:20.332	14	1:23.040	27.179	134.52	1:55.522	4
16	6	TC2 Franz ENGSTLER	DEU	BMW E90 320 TC	27:21.049	14	1:23.757	0.717	134.46	1:55.521	2
17	27	TC2 John FILIPPI	FRA	SEAT Leon WTCC	27:45.663	14	1:48.371	24.614	132.47	1:57.645	4
18	99	TCN Yukinori TANIGUCHI	JPN	Honda Civic S2000 TC	27:46.169	14	1:48.877	0.506	132.43	1:57.306	4
19	77	TC1 Rene MUNNICH	GER	Chevrolet RML Cruze TC1	27:26.611	13	1 Lap		124.42	1:52.744	6

NOT CLASSIFIED

D.N.F.	14	TC1 Mikhail KOZLOVSKIY	RUS	Lada Granta 1.6T	8:00.979	4	10 Laps		130.86	1:53.007	2
--------	----	------------------------	-----	------------------	----------	---	---------	--	--------	----------	---

FASTEST LAP

1	TC1	Yvan MULLER	FRA	Citroen C-Elysee WTCC	1:50.119	4			143.223 km/h	88.995 mph
6	TC2	Franz ENGSTLER	DEU	BMW E90 320 TC	1:55.521	2			136.526 km/h	84.833 mph
99	TCN	Yukinori TANIGUCHI	JPN	Honda Civic S2000 TC	1:57.306	4			134.448 km/h	83.542 mph

For Media Information Purposes - No Regulatory Value.

Subject to technical scrutineering.

Weather/Track: Cloud 13C / Dry 21C

Hungaroring

Circuit Length: 4.381 km / 2.722 miles

Start: 13:33 Flag: 13:59

Race Director	Steward:	Timekeeper	Posted at:
---------------	----------	------------	------------

www.mstworld.com

Printed -14:03 Sunday, 4 May 2014



WTCC Race of Hungary - Hungaroring, Budapest - 3 / 4 May 2014

www.fiawtcc.com

FIA WORLD TOURING CAR CHAMPIONSHIP RACE 1 RESULT

NO	CL	DRIVER	NAT	CAR	TIME	LAPS	GAP	DIFF	KM/H	BEST	ON
1	1	TC1 Yvan MULLER	FRA	Citroen C-Elysee WTCC	25:57.292	14			141.69	1:50.119	4
2	37	TC1 Jose Maria LOPEZ	ARG	Citroen C-Elysee WTCC	25:58.574	14	1.282	1.282	141.57	1:50.431	4
3	18	TC1 Tiago MONTEIRO	PRT	Honda Civic WTCC	26:06.253	14	8.961	7.679	140.88	1:50.691	3
4	2	TC1 Gabriele TARQUINI	ITA	Honda Civic WTCC	26:11.272	14	13.980	5.019	140.43	1:50.972	3
5	25	TC1 Mehdi BENNANI	MAR	Honda Civic WTCC	26:12.039	14	14.747	0.767	140.36	1:51.062	2
6	5	TC1 Norbert MICHELISZ	HUN	Honda Civic WTCC	26:13.964	14	16.672	1.925	140.19	1:51.182	2
7	9	TC1 Sebastien LOEB	FRA	Citroen C-Elysee WTCC	26:14.767	14	17.475	0.803	140.12	1:51.099	2
8	4	TC1 Tom CORONEL	NLD	Chevrolet RML Cruze TC1	26:20.155	14	22.863	5.388	139.64	1:51.735	3
9	10	TC1 Gianni MORBIDELLI	ITA	Chevrolet RML Cruze TC1	26:25.183	14	27.891	5.028	139.20	1:52.124	6
10	7	TC1 Hugo VALENTE	FRA	Chevrolet RML Cruze TC1	26:33.579	14	36.287	8.396	138.46	1:52.226	11
11	12	TC1 Rob HUFF	GBR	Lada Granta 1.6T	26:40.260	14	42.968	6.681	137.88	1:52.431	2
12	98	TC1 Dusan BORKOVIC	SRB	Chevrolet RML Cruze TC1	26:41.007	14	43.715	0.747	137.82	1:52.992	2
13	11	TC1 James THOMPSON	GBR	Lada Granta 1.6T	26:45.773	14	48.481	4.766	137.41	1:52.533	2
14	3	TC1 Tom CHILTON	GBR	Chevrolet RML Cruze TC1	26:53.153	14	55.861	7.380	136.78	1:51.183	7
15	8	TC2 Pasquale DI SABATINO	ITA	BMW E90 320 TC	27:20.332	14	1:23.040	27.179	134.52	1:55.522	4
16	6	TC2 Franz ENGSTLER	DEU	BMW E90 320 TC	27:21.049	14	1:23.757	0.717	134.46	1:55.521	2
17	27	TC2 John FILIPPI	FRA	SEAT Leon WTCC	27:45.663	14	1:48.371	24.614	132.47	1:57.645	4
18	99	TCN Yukinori TANIGUCHI	JPN	Honda Civic S2000 TC	27:46.169	14	1:48.877	0.506	132.43	1:57.306	4
19	77	TC1 Rene MUNNICH	GER	Chevrolet RML Cruze TC1	27:26.611	13	1 Lap		124.42	1:52.744	6

NOT CLASSIFIED

D.N.F.	14	TC1 Mikhail KOZLOVSKIY	RUS	Lada Granta 1.6T	8:00.979	4	10 Laps		130.86	1:53.007	2
--------	----	------------------------	-----	------------------	----------	---	---------	--	--------	----------	---

FASTEST LAP

1	TC1	Yvan MULLER	FRA	Citroen C-Elysee WTCC	1:50.119	4			143.223 km/h	88.995 mph
6	TC2	Franz ENGSTLER	DEU	BMW E90 320 TC	1:55.521	2			136.526 km/h	84.833 mph
99	TCN	Yukinori TANIGUCHI	JPN	Honda Civic S2000 TC	1:57.306	4			134.448 km/h	83.542 mph

Weather/Track: Cloud 13C / Dry 21C

Hungaroring
Circuit Length: 4.381 km / 2.722 miles

Start: 13:33 Flag: 13:59

Steward	Steward:	Steward
---------	----------	---------

www.mstworld.com

Printed -17:10 Sunday, 4 May 2014



WTCC Race of Hungary – Hungaroring, Budapest – 3 / 4 May 2014

www.fiawtcc.com

FIA WORLD TOURING CAR CHAMPIONSHIP RACE 1 - SECTOR ANALYSIS

1 Yvan MULLER (FRA)									Citroen C-Elysee WTCC					TC1			
LAP	SECTOR 1		SECTOR 2		SECTOR 3		TOTAL LAP		LAP	SECTOR 1		SECTOR 2		SECTOR 3		TOTAL LAP	
1	45.180	204.1	40.487	171.7	30.863	182.7	1:56.529		8	39.114	206.5	40.945	169.5	30.825	181.2	1:50.884	
2	39.191	207.2	40.604	171.1	30.793	181.8	1:50.588		9	39.021	207.2	40.795	170.3	30.792	181.5	1:50.608	
3	38.894	210.9	40.569	171.1	30.784	182.4	1:50.247		10	39.163	210.1	41.003	170.0	30.824	181.8	1:50.990	
4	38.867	208.0	40.497	170.3	30.755	182.1	1:50.119		11	39.301	203.0	41.074	170.0	30.860	181.5	1:51.235	
5	38.905	211.3	40.630	170.3	30.865	181.5	1:50.400		12	39.184	208.0	41.047	168.2	30.806	181.5	1:51.037	
6	38.973	207.2	40.741	169.5	30.846	183.0	1:50.560		13	39.220	204.1	41.022	168.7	31.014	181.5	1:51.256	
7	39.227	208.0	40.939	170.0	30.888	181.5	1:51.054		14	39.441	203.0	41.404	168.7	30.940	-	1:51.785	
IDEAL LAP TIME: 1:50.109									FASTEST LAP: 1:50.119					DIFFERENCE: +0.010			

2 Gabriele TARQUINI (ITA)									Honda Civic WTCC					TC1			
LAP	SECTOR 1		SECTOR 2		SECTOR 3		TOTAL LAP		LAP	SECTOR 1		SECTOR 2		SECTOR 3		TOTAL LAP	
1	46.642	203.3	40.971	166.1	30.817	179.7	1:58.429		8	39.608	207.2	40.972	164.8	31.230	177.6	1:51.810	
2	39.365	207.2	40.834	165.1	30.810	179.1	1:51.009		9	39.768	206.8	41.204	164.3	31.230	177.6	1:52.202	
3	39.245	208.0	40.727	165.8	31.000	178.2	1:50.972		10	39.461	207.2	41.148	165.1	31.241	178.2	1:51.850	
4	39.510	206.8	41.104	164.6	31.014	178.8	1:51.628		11	39.590	206.5	41.282	165.8	31.155	177.6	1:52.027	
5	39.426	208.4	41.008	165.8	31.142	178.2	1:51.576		12	39.737	208.4	41.104	165.1	31.195	179.7	1:52.036	
6	39.491	208.0	41.151	163.8	31.352	177.9	1:51.994		13	39.670	206.5	41.147	163.8	31.182	178.5	1:51.999	
7	39.556	206.8	41.075	163.1	31.254	178.5	1:51.885		14	39.565	207.6	41.129	164.6	31.161	178.2	1:51.855	
IDEAL LAP TIME: 1:50.782									FASTEST LAP: 1:50.972					DIFFERENCE: +0.190			

3 Tom CHILTON (GBR)									Chevrolet RML Cruze TC1					TC1			
LAP	SECTOR 1		SECTOR 2		SECTOR 3		TOTAL LAP		LAP	SECTOR 1		SECTOR 2		SECTOR 3		TOTAL LAP	
1	48.568	179.7	41.672	165.3	31.237	179.7	2:01.476		8	39.229	204.9	41.229	165.3	30.841	181.5	1:51.299	
2	39.550	204.9	41.647	163.3	31.417	177.3	1:52.614		9	39.653	201.4	42.270	165.6	31.196	181.2	1:53.119	
3	39.473	201.8	41.310	166.4	31.096	179.4	1:51.879		10	39.497	204.1	41.238	165.1	31.005	182.4	1:51.740	
4	39.478	205.7	41.443	166.9	IN	-	1:55.651 Pit		11	39.175	208.0	41.214	166.6	30.875	181.2	1:51.264	
5	OUT	204.9	40.882	167.7	30.762	181.5	2:25.461		12	39.276	202.6	41.000	166.4	30.913	180.9	1:51.189	
6	39.557	204.1	42.296	166.6	31.229	180.3	1:53.082		13	39.401	204.5	41.082	167.9	30.958	181.2	1:51.441	
7	39.284	203.7	40.880	163.1	31.019	182.1	1:51.183		14	39.263	201.8	41.486	165.8	31.006	182.1	1:51.755	
IDEAL LAP TIME: 1:50.817									FASTEST LAP: 1:51.183					DIFFERENCE: +0.366			



Weather/Track: Cloud 13C / Dry 21C



FIA WORLD TOURING CAR CHAMPIONSHIP RACE 1 - SECTOR ANALYSIS

4 Tom CORONEL (NLD)					Chevrolet RML Cruze TC1					TC1					
LAP	SECTOR 1		SECTOR 2		SECTOR 3	TOTAL LAP	LAP	SECTOR 1		SECTOR 2		SECTOR 3	TOTAL LAP		
1	48.419	183.6	41.523	162.1	31.329	183.6	2:01.270	8	39.357	206.5	41.416	163.3	31.282	180.9	1:52.055
2	39.516	205.3	41.513	161.4	31.456	183.0	1:52.485	9	39.473	207.2	41.254	163.1	31.282	181.5	1:52.009
3	39.375	206.1	41.126	162.6	31.234	182.4	1:51.735	10	39.353	207.2	41.691	164.6	31.381	180.9	1:52.425
4	39.445	207.2	41.539	161.1	31.448	182.1	1:52.432	11	39.402	207.2	41.356	164.6	31.321	181.2	1:52.079
5	39.361	206.5	41.541	165.8	31.194	181.5	1:52.096	12	39.469	209.7	41.432	164.1	31.251	181.2	1:52.152
6	39.484	204.1	41.478	162.8	31.299	182.4	1:52.261	13	39.531	206.5	41.610	164.3	31.514	182.4	1:52.655
7	39.454	210.5	41.592	164.8	31.239	182.4	1:52.285	14	39.446	208.8	41.464	163.6	31.306	182.7	1:52.216
IDEAL LAP TIME: 1:51.673					FASTEST LAP: 1:51.735					DIFFERENCE: +0.062					

5 Norbert MICHELISZ (HUN)					Honda Civic WTCC					TC1					
LAP	SECTOR 1		SECTOR 2		SECTOR 3	TOTAL LAP	LAP	SECTOR 1		SECTOR 2		SECTOR 3	TOTAL LAP		
1	47.782	204.9	40.424	167.1	30.913	183.6	1:59.118	8	39.651	208.0	41.165	164.1	31.132	180.0	1:51.948
2	39.449	209.3	40.865	165.8	30.868	181.2	1:51.182	9	39.665	206.1	41.369	147.1	31.199	180.3	1:52.233
3	39.436	209.7	40.890	165.3	30.964	180.0	1:51.290	10	39.584	208.4	41.346	163.6	31.147	180.3	1:52.077
4	39.588	210.1	41.127	165.6	31.095	181.5	1:51.810	11	39.576	208.0	41.303	163.6	31.158	180.6	1:52.037
5	39.483	208.8	41.232	162.8	31.153	180.3	1:51.868	12	39.734	208.0	41.276	163.1	31.111	181.5	1:52.121
6	39.517	208.4	41.088	163.8	31.147	180.9	1:51.752	13	39.648	208.8	41.418	162.8	31.157	181.2	1:52.223
7	39.577	209.7	41.308	162.8	31.188	180.6	1:52.073	14	39.674	207.6	41.299	163.1	31.259	180.0	1:52.232
IDEAL LAP TIME: 1:50.728					FASTEST LAP: 1:51.182					DIFFERENCE: +0.454					

6 Franz ENGSTLER (DEU)					BMW E90 320 TC					TC2					
LAP	SECTOR 1		SECTOR 2		SECTOR 3	TOTAL LAP	LAP	SECTOR 1		SECTOR 2		SECTOR 3	TOTAL LAP		
1	50.833	186.8	44.590	160.4	32.094	170.6	2:07.516	8	41.364	197.8	42.678	158.5	32.456	166.1	1:56.498
2	41.010	198.1	42.333	158.3	32.178	168.4	1:55.521	9	41.527	196.7	42.957	158.3	32.303	169.0	1:56.787
3	41.229	196.3	42.529	159.0	32.041	168.4	1:55.799	10	41.382	198.5	42.874	160.0	32.403	170.6	1:56.659
4	41.005	198.8	42.515	156.2	32.365	169.5	1:55.885	11	41.533	198.1	42.766	159.2	32.595	170.0	1:56.894
5	41.136	198.8	42.728	157.6	32.162	169.8	1:56.026	12	42.299	194.2	43.102	161.1	32.150	170.8	1:57.551
6	41.118	198.5	42.620	158.1	32.281	170.3	1:56.019	13	41.287	196.7	42.764	158.1	32.185	171.1	1:56.236
7	41.273	198.5	43.138	157.6	32.299	171.1	1:56.710	14	41.384	194.5	42.943	160.7	32.621	170.6	1:56.948
IDEAL LAP TIME: 1:55.379					FASTEST LAP: 1:55.521					DIFFERENCE: +0.142					



FIA WORLD TOURING CAR CHAMPIONSHIP RACE 1 - SECTOR ANALYSIS

7 Hugo VALENTE (FRA)								Chevrolet RML Cruze TC1					TC1		
LAP	SECTOR 1		SECTOR 2		SECTOR 3		TOTAL LAP	LAP	SECTOR 1		SECTOR 2		SECTOR 3	TOTAL LAP	
1	49.235	188.1	42.063	164.6	31.730	183.9	2:03.027	8	39.952	197.0	42.108	165.6	31.402	181.5	1:53.462
2	39.669	195.6	41.535	166.1	31.245	182.1	1:52.449	9	40.677	201.4	41.669	167.9	31.130	181.8	1:53.476
3	41.238	204.5	41.688	164.6	31.190	181.5	1:54.116	10	39.609	206.8	41.622	167.4	31.327	183.0	1:52.558
4	39.483	191.8	42.553	163.8	31.442	181.2	1:53.478	11	39.439	204.1	41.455	167.9	31.332	181.2	1:52.226
5	40.313	198.8	42.094	165.8	31.340	181.5	1:53.747	12	39.502	206.1	41.681	167.7	31.197	182.4	1:52.380
6	39.820	199.2	41.987	165.8	31.566	182.1	1:53.373	13	39.466	200.3	41.605	166.4	31.176	181.8	1:52.247
7	40.072	208.8	42.202	162.1	31.681	183.0	1:53.955	14	39.726	197.0	41.881	165.6	31.478	178.5	1:53.085
IDEAL LAP TIME: 1:52.024							FASTEST LAP: 1:52.226			DIFFERENCE: +0.202					

8 Pasquale DI SABATINO (ITA)								BMW E90 320 TC					TC2		
LAP	SECTOR 1		SECTOR 2		SECTOR 3		TOTAL LAP	LAP	SECTOR 1		SECTOR 2		SECTOR 3	TOTAL LAP	
1	51.268	192.1	44.794	159.5	32.173	173.0	2:08.234	8	41.129	198.5	42.804	157.6	32.266	171.9	1:56.199
2	41.341	195.6	42.642	156.9	32.366	168.2	1:56.349	9	41.432	190.8	43.431	157.4	32.204	173.9	1:57.067
3	41.340	197.4	42.595	158.5	31.880	172.2	1:55.815	10	41.410	197.8	43.111	158.5	32.279	173.9	1:56.800
4	40.879	197.8	42.833	160.0	31.810	172.8	1:55.522	11	41.170	169.8	42.566	159.7	32.210	172.5	1:55.946
5	41.076	199.6	42.841	159.2	32.162	172.5	1:56.079	12	41.404	194.5	42.805	160.0	32.138	172.8	1:56.347
6	41.508	192.5	43.002	160.0	32.137	171.7	1:56.647	13	41.234	196.7	42.893	159.5	32.295	173.0	1:56.422
7	41.238	197.4	42.850	159.2	31.990	173.6	1:56.078	14	41.431	194.9	43.128	158.3	32.268	171.1	1:56.827
IDEAL LAP TIME: 1:55.255							FASTEST LAP: 1:55.522			DIFFERENCE: +0.267					

9 Sebastien LOEB (FRA)								Citroen C-Elysee WTCC					TC1		
LAP	SECTOR 1		SECTOR 2		SECTOR 3		TOTAL LAP	LAP	SECTOR 1		SECTOR 2		SECTOR 3	TOTAL LAP	
1	48.196	204.9	40.771	165.3	30.940	181.5	1:59.906	8	39.244	211.3	42.104	166.6	31.234	180.9	1:52.582
2	38.993	212.5	41.190	161.1	30.916	182.1	1:51.099	9	39.403	209.7	41.238	164.6	31.287	181.5	1:51.928
3	39.088	212.5	41.171	164.8	30.984	180.9	1:51.243	10	39.217	210.1	41.388	165.1	31.304	181.8	1:51.909
4	39.189	210.9	41.412	165.3	31.072	181.5	1:51.673	11	39.224	208.8	41.443	164.3	31.260	181.5	1:51.927
5	39.370	208.0	41.366	164.3	31.380	181.8	1:52.116	12	39.558	208.4	41.363	162.8	31.433	180.6	1:52.354
6	39.224	206.8	41.173	166.1	31.325	181.5	1:51.722	13	39.306	210.9	41.510	166.4	31.290	180.9	1:52.106
7	39.302	211.7	41.443	164.6	31.270	180.3	1:52.015	14	39.425	210.1	41.696	166.6	31.066	181.2	1:52.187
IDEAL LAP TIME: 1:50.680							FASTEST LAP: 1:51.099			DIFFERENCE: +0.419					



FIA WORLD TOURING CAR CHAMPIONSHIP RACE 1 - SECTOR ANALYSIS

10 Gianni MORBIDELLI (ITA)								Chevrolet RML Cruze TC1						TC1	
LAP	SECTOR 1		SECTOR 2		SECTOR 3		TOTAL LAP	LAP	SECTOR 1		SECTOR 2		SECTOR 3	TOTAL LAP	
1	49.600	190.4	42.315	-	31.479	181.5	2:03.393	8	39.435	207.2	41.665	164.8	31.504	179.4	1:52.604
2	39.597	188.8	41.520	166.4	31.320	179.4	1:52.437	9	39.486	207.2	41.691	166.1	31.128	176.4	1:52.305
3	40.223	205.3	41.578	166.1	31.217	178.5	1:53.018	10	39.532	208.4	41.733	165.3	31.247	180.0	1:52.512
4	39.405	206.8	41.681	166.1	31.299	179.4	1:52.385	11	39.421	203.3	41.544	167.4	31.279	178.8	1:52.244
5	39.820	204.9	41.378	165.1	31.336	178.2	1:52.534	12	39.417	210.1	41.746	166.9	31.308	179.7	1:52.471
6	39.415	207.6	41.493	166.1	31.216	179.7	1:52.124	13	39.402	204.5	41.707	165.3	31.314	181.5	1:52.423
7	39.607	206.8	41.553	166.1	31.326	180.3	1:52.486	14	39.586	202.6	41.559	166.9	31.102	180.0	1:52.247
IDEAL LAP TIME: 1:51.882								FASTEST LAP: 1:52.124						DIFFERENCE: +0.242	

11 James THOMPSON (GBR)								Lada Granta 1.6T						TC1	
LAP	SECTOR 1		SECTOR 2		SECTOR 3		TOTAL LAP	LAP	SECTOR 1		SECTOR 2		SECTOR 3	TOTAL LAP	
1	49.031	191.1	41.748	165.3	31.200	175.0	2:01.978	8	41.531	192.5	43.297	162.1	31.718	175.6	1:56.546
2	39.777	202.6	41.439	165.1	31.317	175.8	1:52.533	9	40.428	199.6	42.359	161.9	31.854	176.1	1:54.641
3	40.111	204.1	41.440	164.3	31.557	177.0	1:53.108	10	40.418	203.0	42.137	160.7	31.836	175.6	1:54.391
4	40.140	200.3	41.586	162.8	31.589	176.4	1:53.315	11	40.364	202.6	42.080	163.1	31.813	175.0	1:54.257
5	40.781	199.2	41.918	162.8	31.686	175.3	1:54.385	12	40.370	202.6	41.989	162.1	31.748	175.8	1:54.107
6	40.264	204.1	41.765	161.4	31.767	175.3	1:53.796	13	40.370	203.0	41.880	162.4	31.682	176.4	1:53.932
7	40.366	204.1	41.807	163.3	31.883	175.8	1:54.056	14	40.662	198.5	42.199	161.1	31.867	174.1	1:54.728
IDEAL LAP TIME: 1:52.416								FASTEST LAP: 1:52.533						DIFFERENCE: +0.117	

12 Rob HUFF (GBR)								Lada Granta 1.6T						TC1	
LAP	SECTOR 1		SECTOR 2		SECTOR 3		TOTAL LAP	LAP	SECTOR 1		SECTOR 2		SECTOR 3	TOTAL LAP	
1	49.427	193.5	42.178	166.6	31.027	177.9	2:02.631	8	40.315	202.6	41.950	164.3	31.410	176.7	1:53.675
2	39.783	206.1	41.327	164.3	31.321	176.7	1:52.431	9	41.448	195.6	42.394	163.1	31.450	177.0	1:55.292
3	40.510	205.3	41.501	163.6	31.256	176.7	1:53.267	10	40.166	203.3	41.790	163.1	31.443	177.3	1:53.399
4	40.567	203.3	42.290	162.4	31.488	176.7	1:54.345	11	40.173	203.0	41.760	163.6	31.391	177.6	1:53.324
5	40.543	203.3	41.717	163.3	31.376	176.7	1:53.636	12	40.172	201.8	41.912	163.3	31.472	177.0	1:53.556
6	40.036	201.4	41.880	161.4	31.504	176.4	1:53.420	13	40.245	198.8	41.992	162.8	31.565	177.6	1:53.802
7	40.158	201.1	41.993	163.8	31.593	177.6	1:53.744	14	40.217	201.1	42.044	162.8	31.477	177.0	1:53.738
IDEAL LAP TIME: 1:52.137								FASTEST LAP: 1:52.431						DIFFERENCE: +0.294	



FIA WORLD TOURING CAR CHAMPIONSHIP RACE 1 - SECTOR ANALYSIS

14 Mikhail KOZLOVSKIY (RUS)		Lada Granta 1.6T										TC1			
LAP	SECTOR 1		SECTOR 2		SECTOR 3		TOTAL LAP	LAP	SECTOR 1		SECTOR 2		SECTOR 3		TOTAL LAP
1	49.572	188.8	42.946	165.3	31.492	178.2	2:04.009	3	40.363	201.4	41.899	163.3	31.529	176.4	1:53.791
2	40.052	198.8	41.620	167.4	31.335	176.1	1:53.007	4	41.292	180.9	47.484	132.0	IN	-	2:10.172 Pit
IDEAL LAP TIME: 1:53.007							FASTEST LAP: 1:53.007				DIFFERENCE: 0.000				

18 Tiago MONTEIRO (PRT)		Honda Civic WTCC										TC1			
LAP	SECTOR 1		SECTOR 2		SECTOR 3		TOTAL LAP	LAP	SECTOR 1		SECTOR 2		SECTOR 3		TOTAL LAP
1	46.291	177.0	40.773	165.8	30.778	180.3	1:57.841	8	39.392	202.6	41.152	165.1	30.948	180.0	1:51.492
2	39.447	204.5	40.772	167.1	30.724	180.6	1:50.943	9	39.720	204.5	41.050	163.8	30.914	-	1:51.684
3	39.193	206.1	40.725	165.1	30.773	180.0	1:50.691	10	39.486	205.3	41.085	165.8	30.847	179.4	1:51.418
4	39.335	208.4	40.931	165.6	30.889	180.0	1:51.155	11	39.608	201.1	41.023	165.1	31.150	178.8	1:51.781
5	39.309	204.9	40.790	166.1	30.939	180.6	1:51.038	12	39.505	206.8	41.053	164.8	31.020	179.7	1:51.578
6	39.344	206.5	40.999	165.3	30.884	177.9	1:51.227	13	39.569	201.4	41.477	164.8	31.006	178.5	1:52.052
7	39.532	206.1	40.773	165.6	31.017	179.4	1:51.322	14	39.552	201.1	41.372	165.1	31.107	180.0	1:52.031
IDEAL LAP TIME: 1:50.642							FASTEST LAP: 1:50.691				DIFFERENCE: +0.049				

25 Mehdi BENNANI (MAR)		Honda Civic WTCC										TC1			
LAP	SECTOR 1		SECTOR 2		SECTOR 3		TOTAL LAP	LAP	SECTOR 1		SECTOR 2		SECTOR 3		TOTAL LAP
1	47.084	204.5	40.871	168.4	30.863	183.3	1:58.817	8	39.654	206.8	40.944	164.1	31.217	180.3	1:51.815
2	39.419	207.2	40.698	167.7	30.945	182.7	1:51.062	9	39.705	204.1	41.206	164.8	31.231	180.9	1:52.142
3	39.333	205.3	40.856	166.9	30.947	181.5	1:51.136	10	39.653	206.1	41.034	166.6	31.338	182.1	1:52.025
4	39.642	208.4	40.999	163.8	31.141	182.4	1:51.782	11	39.730	203.0	41.173	165.1	31.162	181.2	1:52.065
5	39.391	206.8	40.926	166.6	31.131	181.8	1:51.448	12	39.659	206.8	41.074	166.6	31.193	181.5	1:51.926
6	39.562	206.5	41.071	165.3	31.191	180.9	1:51.824	13	39.685	201.4	41.161	166.4	31.175	181.5	1:52.021
7	39.612	204.1	41.150	164.8	31.263	182.1	1:52.025	14	39.661	203.3	41.009	165.8	31.281	180.0	1:51.951
IDEAL LAP TIME: 1:50.894							FASTEST LAP: 1:51.062				DIFFERENCE: +0.168				



FIA WORLD TOURING CAR CHAMPIONSHIP RACE 1 - SECTOR ANALYSIS

27 John FILIPPI (FRA)		SEAT Leon WTCC										TC2			
LAP	SECTOR 1		SECTOR 2		SECTOR 3		TOTAL LAP	LAP	SECTOR 1		SECTOR 2		SECTOR 3		TOTAL LAP
1	53.081	175.3	44.026	159.5	32.710	171.7	2:09.816	8	41.652	188.1	43.469	157.8	32.537	168.7	1:57.658
2	41.423	187.1	43.641	154.5	33.506	168.4	1:58.570	9	41.851	188.1	43.394	159.2	32.682	169.2	1:57.927
3	41.728	191.8	43.270	159.0	32.682	169.8	1:57.680	10	41.864	192.5	43.522	160.4	32.698	167.9	1:58.084
4	41.675	190.4	43.300	157.4	32.670	165.3	1:57.645	11	41.792	178.5	43.623	160.4	32.650	169.5	1:58.065
5	41.916	188.4	43.679	157.8	33.530	170.3	1:59.125	12	41.879	183.0	43.570	160.9	32.837	168.7	1:58.286
6	41.869	186.5	43.480	158.8	33.011	167.9	1:58.360	13	41.705	188.8	43.458	159.2	32.555	169.5	1:57.718
7	41.665	189.4	43.738	158.3	32.636	169.0	1:58.039	14	42.237	179.4	43.771	159.7	32.682	170.0	1:58.690
IDEAL LAP TIME: 1:57.230							FASTEST LAP: 1:57.645			DIFFERENCE: +0.415					

37 Jose Maria LOPEZ (ARG)		Citroen C-Elysee WTCC										TC1			
LAP	SECTOR 1		SECTOR 2		SECTOR 3		TOTAL LAP	LAP	SECTOR 1		SECTOR 2		SECTOR 3		TOTAL LAP
1	45.590	-	40.764	170.6	30.856	184.3	1:57.209	8	39.104	210.1	40.768	168.7	30.958	182.4	1:50.830
2	39.318	166.6	40.730	170.0	30.739	183.6	1:50.787	9	39.025	210.5	40.899	169.0	30.984	182.7	1:50.908
3	39.079	206.1	40.584	170.0	30.802	183.6	1:50.465	10	39.033	211.7	40.872	168.4	31.016	180.9	1:50.921
4	38.985	209.3	40.635	168.4	30.811	181.5	1:50.431	11	39.146	208.4	40.943	168.7	31.104	181.8	1:51.193
5	39.139	210.1	40.678	169.5	30.921	182.7	1:50.738	12	39.174	209.7	41.008	169.2	30.933	182.7	1:51.115
6	39.077	210.1	40.744	169.5	31.079	182.1	1:50.900	13	39.087	208.8	41.100	167.9	30.989	183.0	1:51.176
7	39.095	209.3	40.746	168.2	30.987	182.4	1:50.828	14	39.178	210.1	40.948	168.2	30.947	180.9	1:51.073
IDEAL LAP TIME: 1:50.308							FASTEST LAP: 1:50.431			DIFFERENCE: +0.123					

77 Rene MUNNICH (GER)		Chevrolet RML Cruze TC1										TC1					
LAP	SECTOR 1		SECTOR 2		SECTOR 3		TOTAL LAP	LAP	SECTOR 1		SECTOR 2		SECTOR 3		TOTAL LAP		
1	49.887	176.1	43.170	162.1	31.347	181.5	2:04.403	8	40.111	201.8	41.889	164.6	31.583	178.8	1:53.583		
2	39.969	202.2	42.080	164.1	32.295	178.2	1:54.344	9	39.726	204.9	42.169	165.6	31.359	180.0	1:53.254		
3	40.226	198.1	42.264	163.3	31.606	181.2	1:54.096	10	39.761	204.5	41.850	164.6	31.213	180.0	1:52.824		
4	39.910	202.2	42.614	162.1	IN	-	1:59.779	Pit	11	39.852	206.8	41.793	163.8	IN	-	2:00.006	Pit
5	OUT	200.0	41.714	166.1	31.271	179.4	3:01.830	12	OUT	200.7	42.725	158.8	33.016	180.6	3:13.328		
6	39.489	204.9	41.771	163.8	31.484	179.1	1:52.744	13	39.556	210.9	42.231	165.1	31.506	181.5	1:53.293		
7	39.738	204.5	41.973	163.8	31.416	179.1	1:53.127										
IDEAL LAP TIME: 1:52.416							FASTEST LAP: 1:52.744			DIFFERENCE: +0.328							



FIA WORLD TOURING CAR CHAMPIONSHIP RACE 1 - SECTOR ANALYSIS

98 Dusan BORKOVIC (SRB)								Chevrolet RML Cruze TC1						TC1	
LAP	SECTOR 1		SECTOR 2		SECTOR 3		TOTAL LAP	LAP	SECTOR 1		SECTOR 2		SECTOR 3		TOTAL LAP
1	51.617	189.8	42.347	164.8	31.291	182.4	2:05.254	8	40.132	197.0	42.462	163.1	31.503	180.0	1:54.097
2	39.493	202.6	41.947	165.1	31.552	180.3	1:52.992	9	39.937	191.8	42.859	164.3	31.483	180.0	1:54.279
3	40.404	203.7	41.859	166.9	31.201	180.6	1:53.464	10	39.687	-	42.293	164.6	31.560	181.5	1:53.540
4	40.213	209.3	41.637	165.1	31.227	182.1	1:53.077	11	39.710	204.5	42.278	164.1	31.450	180.6	1:53.438
5	39.593	202.2	41.888	163.8	31.578	180.9	1:53.059	12	39.679	208.4	42.150	161.6	31.676	181.8	1:53.505
6	39.683	202.6	41.927	164.1	31.495	181.2	1:53.105	13	39.674	205.7	42.406	160.7	31.638	180.0	1:53.718
7	39.773	208.4	42.205	163.6	31.744	181.8	1:53.722	14	39.657	198.8	42.549	164.3	31.551	180.3	1:53.757
IDEAL LAP TIME: 1:52.331								FASTEST LAP: 1:52.992						DIFFERENCE: +0.661	

99 Yukinori TANIGUCHI (JPN)								Honda Civic S2000 TC						TCN	
LAP	SECTOR 1		SECTOR 2		SECTOR 3		TOTAL LAP	LAP	SECTOR 1		SECTOR 2		SECTOR 3		TOTAL LAP
1	52.770	191.1	43.877	156.7	32.391	169.0	2:09.037	8	41.625	193.2	43.493	156.2	32.285	166.6	1:57.403
2	41.693	190.8	44.004	152.1	34.074	167.4	1:59.771	9	41.487	195.2	44.020	153.1	32.355	167.1	1:57.862
3	42.000	192.8	43.861	156.7	32.220	168.2	1:58.081	10	41.619	192.1	43.538	156.7	32.198	167.1	1:57.355
4	41.601	190.1	43.482	156.9	32.223	169.2	1:57.306	11	41.802	190.4	43.773	155.6	32.683	167.9	1:58.258
5	42.300	188.1	43.756	155.6	32.902	168.2	1:58.958	12	41.962	190.8	43.509	157.6	32.524	168.7	1:57.995
6	42.365	194.2	44.769	149.5	32.833	165.8	1:59.967	13	41.627	193.5	43.880	154.0	32.335	168.7	1:57.842
7	41.810	191.1	43.695	156.2	32.305	169.2	1:57.810	14	42.337	191.4	43.731	156.2	32.456	167.9	1:58.524
IDEAL LAP TIME: 1:57.167								FASTEST LAP: 1:57.306						DIFFERENCE: +0.139	



FIA WORLD TOURING CAR CHAMPIONSHIP RACE 1 - BEST SECTOR SPEEDS

	INTERMEDIATE 1			INTERMEDIATE 2			FINISH LINE					
	NO	NAME	SPEED	LAP	NO	NAME	SPEED	LAP	NO	NAME	SPEED	LAP
1	9	LOEB	212.5	3	1	MULLER	171.7	1	37	LOPEZ	184.3	1
2	37	LOPEZ	211.7	10	37	LOPEZ	170.6	1	7	VALENTE	183.9	1
3	1	MULLER	211.3	5	25	BENNANI	168.4	1	5	MICHELISZ	183.6	1
4	77	MUNNICH	210.9	13	3	CHILTON	167.9	13	4	CORONEL	183.6	1
5	4	CORONEL	210.5	7	7	VALENTE	167.9	11	25	BENNANI	183.3	1
6	10	MORBIDELLI	210.1	12	10	MORBIDELLI	167.4	11	1	MULLER	183.0	6
7	5	MICHELISZ	210.1	4	14	KOZLOVSKIY	167.4	2	3	CHILTON	182.4	10
8	98	BORKOVIC	209.3	4	18	MONTEIRO	167.1	2	98	BORKOVIC	182.4	1
9	7	VALENTE	208.8	7	5	MICHELISZ	167.1	1	9	LOEB	182.1	2
10	2	TARQUINI	208.4	12	98	BORKOVIC	166.9	3	10	MORBIDELLI	181.5	13
11	25	BENNANI	208.4	4	9	LOEB	166.6	14	77	MUNNICH	181.5	13
12	18	MONTEIRO	208.4	4	12	HUFF	166.6	1	18	MONTEIRO	180.6	5
13	3	CHILTON	208.0	11	77	MUNNICH	166.1	5	2	TARQUINI	179.7	12
14	12	HUFF	206.1	2	2	TARQUINI	166.1	1	14	KOZLOVSKIY	178.2	1
15	11	THOMPSON	204.1	7	4	CORONEL	165.8	5	12	HUFF	177.9	1
16	14	KOZLOVSKIY	201.4	3	11	THOMPSON	165.3	1	11	THOMPSON	177.0	3
17	8	DI SABATINO	199.6	5	6	ENGSTLER	161.1	12	8	DI SABATINO	173.9	10
18	6	ENGSTLER	198.8	5	27	FILIPPI	160.9	12	27	FILIPPI	171.7	1
19	99	TANIGUCHI	195.2	9	8	DI SABATINO	160.0	12	6	ENGSTLER	171.1	13
20	27	FILIPPI	192.5	10	99	TANIGUCHI	157.6	12	99	TANIGUCHI	169.2	7



Weather/Track: Cloud 13C / Dry 21C

Page of

www.mstworld.com



Hungaroring

Circuit Length: 4.381 km / 2.722 miles

Printed - 14:26 Sunday, 4 May 2014

FIA WORLD TOURING CAR CHAMPIONSHIP RACE 1 - BEST SECTOR TIMES

	SECTOR 1			SECTOR 2			SECTOR 3			IDEAL/BEST LAP COMPARISON					
	NO	TIME	LAP	NO	TIME	LAP	NO	TIME	LAP	NO	NAME	IDEAL	BEST	LAP	DIFF
1	1	38.867	4	5	40.424	1	18	30.724	2	1	MULLER	1:50.109	1:50.119		+0.010
2	37	38.985	4	1	40.487	1	37	30.739	2	37	LOPEZ	1:50.308	1:50.431		+0.123
3	9	38.993	2	37	40.584	3	1	30.755	4	18	MONTEIRO	1:50.642	1:50.691		+0.049
4	3	39.175	11	25	40.698	2	3	30.762	5	9	LOEB	1:50.680	1:51.099		+0.419
5	18	39.193	3	18	40.725	3	2	30.810	2	5	MICHELISZ	1:50.728	1:51.182		+0.454
6	2	39.245	3	2	40.727	3	25	30.863	1	2	TARQUINI	1:50.782	1:50.972		+0.190
7	25	39.333	3	9	40.771	1	5	30.868	2	3	CHILTON	1:50.817	1:51.183		+0.366
8	4	39.353	10	3	40.880	7	9	30.916	2	25	BENNANI	1:50.894	1:51.062		+0.168
9	10	39.402	13	4	41.126	3	12	31.027	1	4	CORONEL	1:51.673	1:51.735		+0.062
10	5	39.436	3	12	41.327	2	10	31.102	14	10	MORBIDELLI	1:51.882	1:52.124		+0.242
11	7	39.439	11	10	41.378	5	7	31.130	9	7	VALENTE	1:52.024	1:52.226		+0.202
12	77	39.489	6	11	41.439	2	4	31.194	5	12	HUFF	1:52.137	1:52.431		+0.294
13	98	39.493	2	7	41.455	11	11	31.200	1	98	BORKOVIC	1:52.331	1:52.992		+0.661
14	11	39.777	2	14	41.620	2	98	31.201	3	77	MUNNICH	1:52.416	1:52.744		+0.328
15	12	39.783	2	98	41.637	4	77	31.213	10	11	THOMPSON	1:52.416	1:52.533		+0.117
16	14	40.052	2	77	41.714	5	14	31.335	2	14	KOZLOVSKIY	1:53.007	1:53.007		0.000
17	8	40.879	4	6	42.333	2	8	31.810	4	8	DI SABATINO	1:55.255	1:55.522		+0.267
18	6	41.005	4	8	42.566	11	6	32.041	3	6	ENGSTLER	1:55.379	1:55.521		+0.142
19	27	41.423	2	27	43.270	3	99	32.198	10	99	TANIGUCHI	1:57.167	1:57.306		+0.139
20	99	41.487	9	99	43.482	4	27	32.537	8	27	FILIPPI	1:57.230	1:57.645		+0.415

'Perfect Lap' - 1:50.015



Weather/Track: Cloud 13C / Dry 21C

Page of

www.mstworld.com



Hungaroring

Circuit Length: 4.381 km / 2.722 miles

Printed - 14:03 Sunday, 4 May 2014

FIA WORLD TOURING CAR CHAMPIONSHIP RACE 1 - RACE HISTORY CHART

LAP 1			LAP 2			LAP 3			LAP 4			LAP 5		
NO	BEHIND	LAP TIME	NO	BEHIND	LAP TIME	NO	BEHIND	LAP TIME	NO	BEHIND	LAP TIME	NO	BEHIND	LAP TIME
1		1:56.529	1		1:50.588	1		1:50.247	1		1:50.119	1		1:50.400
37	0.680	1:57.209	37	0.879	1:50.787	37	1.097	1:50.465	37	1.409	1:50.431	37	1.747	1:50.738
18	1.312	1:57.841	18	1.667	1:50.943	18	2.111	1:50.691	18	3.147	1:51.155	18	3.785	1:51.038
2	1.900	1:58.429	2	2.321	1:51.009	2	3.046	1:50.972	2	4.555	1:51.628	2	5.731	1:51.576
25	2.288	1:58.817	25	2.762	1:51.062	25	3.651	1:51.136	25	5.314	1:51.782	25	6.362	1:51.448
5	2.589	1:59.118	5	3.183	1:51.182	5	4.226	1:51.290	5	5.917	1:51.810	5	7.385	1:51.868
9	3.377	1:59.906	9	3.888	1:51.099	9	4.884	1:51.243	9	6.438	1:51.673	9	8.154	1:52.116
4	4.741	2:01.270	4	6.638	1:52.485	4	8.126	1:51.735	4	10.439	1:52.432	4	12.135	1:52.096
3	4.947	2:01.476	3	6.973	1:52.614	3	8.605	1:51.879	11	13.451	1:53.315	10	15.884	1:52.534
11	5.449	2:01.978	11	7.394	1:52.533	11	10.255	1:53.108	10	13.750	1:52.385	11	17.436	1:54.385
12	6.102	2:02.631	12	7.945	1:52.431	12	10.965	1:53.267	3	14.137	1:55.651 P	12	18.427	1:53.636
7	6.498	2:03.027	7	8.359	1:52.449	10	11.484	1:53.018	12	15.191	1:54.345	7	18.934	1:53.747
10	6.864	2:03.393	10	8.713	1:52.437	7	12.228	1:54.116	7	15.587	1:53.478	98	19.963	1:53.059
14	7.480	2:04.009	14	9.899	1:53.007	14	13.443	1:53.791	98	17.304	1:53.077	6	32.864	1:56.026
77	7.874	2:04.403	98	11.129	1:52.992	98	14.346	1:53.464	77	25.139	1:59.779 P	8	34.116	1:56.079
98	8.725	2:05.254	77	11.630	1:54.344	77	15.479	1:54.096	6	27.238	1:55.885	27	44.953	1:59.125
6	10.987	2:07.516	6	15.920	1:55.521	6	21.472	1:55.799	8	28.437	1:55.522	99	45.270	1:58.958
8	11.705	2:08.234	8	17.466	1:56.349	8	23.034	1:55.815	14	33.496	2:10.172 P	3	49.198	2:25.461
99	12.508	2:09.037	27	21.269	1:58.570	27	28.702	1:57.680	27	36.228	1:57.645	77	1:36.569	3:01.830
27	13.287	2:09.816	99	21.691	1:59.771	99	29.525	1:58.081	99	36.712	1:57.306			



Weather/Track: Cloud 13C / Dry 21C

Page 1 of

www.mstworld.com



Hungaroring

Circuit Length: 4.381 km / 2.722 miles

Printed - 14:03 Sunday, 4 May 2014



WTCC Race of Hungary - Hungaroring, Budapest - 3 / 4 May 2014

www.fiawtcc.com

FIA WORLD TOURING CAR CHAMPIONSHIP RACE 1 - RACE HISTORY CHART

LAP 6			LAP 7			LAP 8			LAP 9			LAP 10		
NO	BEHIND	LAP TIME	NO	BEHIND	LAP TIME	NO	BEHIND	LAP TIME	NO	BEHIND	LAP TIME	NO	BEHIND	LAP TIME
1		1:50.560	1		1:51.054	1		1:50.884	1		1:50.608	1		1:50.990
37	2.087	1:50.900	37	1.861	1:50.828	37	1.807	1:50.830	37	2.107	1:50.908	37	2.038	1:50.921
18	4.452	1:51.227	18	4.720	1:51.322	18	5.328	1:51.492	18	6.404	1:51.684	18	6.832	1:51.418
2	7.165	1:51.994	2	7.996	1:51.885	2	8.922	1:51.810	2	10.516	1:52.202	2	11.376	1:51.850
25	7.626	1:51.824	25	8.597	1:52.025	25	9.528	1:51.815	25	11.062	1:52.142	25	12.097	1:52.025
5	8.577	1:51.752	5	9.596	1:52.073	5	10.660	1:51.948	5	12.285	1:52.233	5	13.372	1:52.077
9	9.316	1:51.722	9	10.277	1:52.015	9	11.975	1:52.582	9	13.295	1:51.928	9	14.214	1:51.909
4	13.836	1:52.261	4	15.067	1:52.285	4	16.238	1:52.055	4	17.639	1:52.009	4	19.074	1:52.425
10	17.448	1:52.124	10	18.880	1:52.486	10	20.600	1:52.604	10	22.297	1:52.305	10	23.819	1:52.512
11	20.672	1:53.796	11	23.674	1:54.056	12	26.768	1:53.675	7	30.094	1:53.476	7	31.662	1:52.558
12	21.287	1:53.420	12	23.977	1:53.744	7	27.226	1:53.462	12	31.452	1:55.292	12	33.861	1:53.399
7	21.747	1:53.373	7	24.648	1:53.955	98	28.389	1:54.097	98	32.060	1:54.279	98	34.610	1:53.540
98	22.508	1:53.105	98	25.176	1:53.722	11	29.336	1:56.546	11	33.369	1:54.641	11	36.770	1:54.391
6	38.323	1:56.019	6	43.979	1:56.710	6	49.593	1:56.498	3	54.775	1:53.119	3	55.525	1:51.740
8	40.203	1:56.647	8	45.227	1:56.078	8	50.542	1:56.199	6	55.772	1:56.787	6	1:01.441	1:56.659
3	51.720	1:53.082	3	51.849	1:51.183	3	52.264	1:51.299	8	57.001	1:57.067	8	1:02.811	1:56.800
27	52.753	1:58.360	27	59.738	1:58.039	27	1:06.512	1:57.658	27	1:13.831	1:57.927	27	1:20.925	1:58.084
99	54.677	1:59.967	99	1:01.433	1:57.810	99	1:07.952	1:57.403	99	1:15.206	1:57.862	99	1:21.571	1:57.355
77	1:38.753	1:52.744	77	1:40.826	1:53.127	77	1:43.525	1:53.583	77	1:46.171	1:53.254	77	1:48.005	1:52.824



Weather/Track: Cloud 13C / Dry 21C

Page 2 of

www.mstworld.com



Hungaroring

Circuit Length: 4.381 km / 2.722 miles

Printed - 14:03 Sunday, 4 May 2014



WTCC Race of Hungary - Hungaroring, Budapest - 3 / 4 May 2014

www.fiawtcc.com

FIA WORLD TOURING CAR CHAMPIONSHIP RACE 1 - RACE HISTORY CHART

LAP 11			LAP 12			LAP 13			LAP 14		
NO	BEHIND	LAP TIME	NO	BEHIND	LAP TIME	NO	BEHIND	LAP TIME	NO	BEHIND	LAP TIME
1		1:51.235	1		1:51.037	1		1:51.256	1		1:51.785
37	1.996	1:51.193	37	2.074	1:51.115	37	1.994	1:51.176	37	1.282	1:51.073
18	7.378	1:51.781	77	1 Lap	2:00.006 P	18	8.715	1:52.052	18	8.961	1:52.031
2	12.168	1:52.027	18	7.919	1:51.578	2	13.910	1:51.999	2	13.980	1:51.855
25	12.927	1:52.065	2	13.167	1:52.036	25	14.581	1:52.021	25	14.747	1:51.951
5	14.174	1:52.037	25	13.816	1:51.926	5	16.225	1:52.223	5	16.672	1:52.232
9	14.906	1:51.927	5	15.258	1:52.121	9	17.073	1:52.106	9	17.475	1:52.187
4	19.918	1:52.079	9	16.223	1:52.354	4	22.432	1:52.655	4	22.863	1:52.216
10	24.828	1:52.244	4	21.033	1:52.152	10	27.429	1:52.423	10	27.891	1:52.247
7	32.653	1:52.226	10	26.262	1:52.471	7	34.987	1:52.247	7	36.287	1:53.085
12	35.950	1:53.324	7	33.996	1:52.380	12	41.015	1:53.802	12	42.968	1:53.738
98	36.813	1:53.438	12	38.469	1:53.556	98	41.743	1:53.718	98	43.715	1:53.757
11	39.792	1:54.257	98	39.281	1:53.505	11	45.538	1:53.932	11	48.481	1:54.728
3	55.554	1:51.264	11	42.862	1:54.107	3	55.891	1:51.441	3	55.861	1:51.755
6	1:07.100	1:56.894	3	55.706	1:51.189	8	1:17.998	1:56.422	8	1:23.040	1:56.827
8	1:07.522	1:55.946	8	1:12.832	1:56.347	6	1:18.594	1:56.236	6	1:23.757	1:56.948
27	1:27.755	1:58.065	6	1:13.614	1:57.551	77	1 Lap	3:13.328	77	1 Lap	1:53.293
99	1:28.594	1:58.258	27	1:35.004	1:58.286	27	1:41.466	1:57.718	27	1:48.371	1:58.690
			99	1:35.552	1:57.995	99	1:42.138	1:57.842	99	1:48.877	1:58.524



Weather/Track: Cloud 13C / Dry 21C

Page 3 of

www.mstworld.com



Hungaroring

Circuit Length: 4.381 km / 2.722 miles

Printed - 14:03 Sunday, 4 May 2014



WTCC Race of Hungary – Hungaroring, Budapest – 3 / 4 May 2014

www.fiawtcc.com

FIA WORLD TOURING CAR CHAMPIONSHIP RACE 2 - PROVISIONAL STARTING GRID

ROW	Driver	Driver
10	20 98 BORKOVIC	19 27 FILIPPI
9	18 99 TANIGUCHI	17 6 ENGSTLER
8	16 8 DI SABATINO	15 14 KOZLOVSKIY
7	14 77 MUNNICH	13 11 THOMPSON
6	12 12 HUFF	11 5 MICHELISZ
5	10 1 MULLER	9 37 LOPEZ
4	8 9 LOEB	7 18 MONTEIRO
3	6 2 TARQUINI	5 25 BENNANI
2	4 3 CHILTON	3 4 CORONEL
1	2 10 MORBIDELLI	1 7 VALENTE
		POLE

Hungaroring

Circuit Length: 4.381 km / 2.722 miles

Race Director:	Steward:	Timekeeper:
----------------	----------	-------------

www.mstworld.com

Printed - 8:33 Sunday, 4 May 2014



WTCC Race of Hungary – Hungaroring, Budapest – 3 / 4 May 2014

www.fiawtcc.com

FIA WORLD TOURING CAR CHAMPIONSHIP RACE 2 - FINAL STARTING GRID

ROW	NO	DRIVER	NO	DRIVER
10	20	14 KOZLOVSKIY	19	98 BORKOVIC
9	18	27 FILIPPI	17	99 TANIGUCHI
8	16	6 ENGSTLER	15	8 DI SABATINO
7	14	77 MUNNICH	13	11 THOMPSON
6	12	12 HUFF	11	5 MICHELISZ
5	10	1 MULLER	9	37 LOPEZ
4	8	9 LOEB	7	18 MONTEIRO
3	6	2 TARQUINI	5	25 BENNANI
2	4	3 CHILTON	3	4 CORONEL
1	2	10 MORBIDELLI	1	7 VALENTE
				POLE

Car 14 to back of grid, Stewards' decision 9 refers.

Hungaroring
Circuit Length: 4.381 km / 2.722 miles

Race Director:	Steward:	Timekeeper:
----------------	----------	-------------

www.mstworld.com

Printed - 14:09 Sunday, 4 May 2014



FIA WORLD TOURING CAR CHAMPIONSHIP RACE 2 - PROVISIONAL CLASSIFICATION

NO	CL	DRIVER	NAT	CAR	TIME	LAPS	GAP	DIFF	KM/H	BEST	ON
1	10	TC1 Gianni MORBIDELLI	ITA	Chevrolet RML Cruze TC1	26:15.851	14			140.02	1:51.089	4
2	18	TC1 Tiago MONTEIRO	PRT	Honda Civic WTCC	26:16.201	14	0.350	0.350	139.99	1:51.088	4
3	7	TC1 Hugo VALENTE	FRA	Chevrolet RML Cruze TC1	26:17.057	14	1.206	0.856	139.91	1:51.311	3
4	4	TC1 Tom CORONEL	NLD	Chevrolet RML Cruze TC1	26:20.955	14	5.104	3.898	139.57	1:51.582	3
5	1	TC1 Yvan MULLER	FRA	Citroen C-Elysee WTCC	26:21.286	14	5.435	0.331	139.54	1:51.471	3
6	37	TC1 Jose Maria LOPEZ	ARG	Citroen C-Elysee WTCC	26:21.456	14	5.605	0.170	139.52	1:51.533	3
7	3	TC1 Tom CHILTON	GBR	Chevrolet RML Cruze TC1	26:22.157	14	6.306	0.701	139.46	1:51.543	4
8	2	TC1 Gabriele TARQUINI	ITA	Honda Civic WTCC	26:23.679	14	7.828	1.522	139.33	1:51.669	4
9	9	TC1 Sebastien LOEB	FRA	Citroen C-Elysee WTCC	26:24.159	14	8.308	0.480	139.29	1:51.611	4
10	5	TC1 Norbert MICHELISZ	HUN	Honda Civic WTCC	26:24.693	14	8.842	0.534	139.24	1:51.814	4
11	98	TC1 Dusan BORKOVIC	SRB	Chevrolet RML Cruze TC1	26:27.575	14	11.724	2.882	138.99	1:52.072	4
12	12	TC1 Rob HUFF	GBR	Lada Granta 1.6T	26:37.338	14	21.487	9.763	138.14	1:52.407	3
13	77	TC1 Rene MUNNICH	GER	Chevrolet RML Cruze TC1	26:39.061	14	23.210	1.723	137.99	1:52.329	3
14	11	TC1 James THOMPSON	GBR	Lada Granta 1.6T	26:42.242	14	26.391	3.181	137.71	1:52.451	3
15	6	TC2 Franz ENGSTLER	DEU	BMW E90 320 TC	27:11.232	14	55.381	28.990	135.27	1:55.141	6
16	8	TC2 Pasquale DI SABATINO	ITA	BMW E90 320 TC	27:15.777	14	59.926	4.545	134.89	1:55.356	6
17	27	TC2 John FILIPPI	FRA	SEAT Leon WTCC	27:35.164	14	1:19.313	19.387	133.31	1:56.740	3
18	99	TCN Yukinori TANIGUCHI	JPN	Honda Civic S2000 TC	27:41.098	12	2 Laps		113.84	1:58.127	9

NOT CLASSIFIED

D.N.F.	14	TC1 Mikhail KOZLOVSKIY	RUS	Lada Granta 1.6T	6:14.583	3	11 Laps		125.92	1:53.508	2
--------	----	------------------------	-----	------------------	----------	---	---------	--	--------	----------	---

FASTEST LAP

18	TC1	Tiago MONTEIRO	PRT	Honda Civic WTCC	1:51.088	4			141.974 km/h	88.218 mph
6	TC2	Franz ENGSTLER	DEU	BMW E90 320 TC	1:55.141	6			136.976 km/h	85.113 mph
99	TCN	Yukinori TANIGUCHI	JPN	Honda Civic S2000 TC	1:58.127	9			133.514 km/h	82.962 mph

For Media Information Purposes - No Regulatory Value.

Car 25 DNS.

Subject to technical scrutineering.

Weather/Track: Cloud 13C / Dry 17C

Hungaroring

Circuit Length: 4.381 km / 2.722 miles

Start: 14:43 Flag: 15:09

Race Director	Steward:	Timekeeper	Posted at:
---------------	----------	------------	------------

www.mstworld.com

Printed -15:14 Sunday, 4 May 2014



WTCC Race of Hungary - Hungaroring, Budapest - 3 / 4 May 2014

www.fiawtcc.com

FIA WORLD TOURING CAR CHAMPIONSHIP RACE 2 RESULT

NO	CL	DRIVER	NAT	CAR	TIME	LAPS	GAP	DIFF	KM/H	BEST	ON
1	10	TC1 Gianni MORBIDELLI	ITA	Chevrolet RML Cruze TC1	26:15.851	14			140.02	1:51.089	4
2	18	TC1 Tiago MONTEIRO	PRT	Honda Civic WTCC	26:16.201	14	0.350	0.350	139.99	1:51.088	4
3	7	TC1 Hugo VALENTE	FRA	Chevrolet RML Cruze TC1	26:17.057	14	1.206	0.856	139.91	1:51.311	3
4	4	TC1 Tom CORONEL	NLD	Chevrolet RML Cruze TC1	26:20.955	14	5.104	3.898	139.57	1:51.582	3
5	1	TC1 Yvan MULLER	FRA	Citroen C-Elysee WTCC	26:21.286	14	5.435	0.331	139.54	1:51.471	3
6	37	TC1 Jose Maria LOPEZ	ARG	Citroen C-Elysee WTCC	26:21.456	14	5.605	0.170	139.52	1:51.533	3
7	3	TC1 Tom CHILTON	GBR	Chevrolet RML Cruze TC1	26:22.157	14	6.306	0.701	139.46	1:51.543	4
8	2	TC1 Gabriele TARQUINI	ITA	Honda Civic WTCC	26:23.679	14	7.828	1.522	139.33	1:51.669	4
9	9	TC1 Sebastien LOEB	FRA	Citroen C-Elysee WTCC	26:24.159	14	8.308	0.480	139.29	1:51.611	4
10	5	TC1 Norbert MICHELISZ	HUN	Honda Civic WTCC	26:24.693	14	8.842	0.534	139.24	1:51.814	4
11	98	TC1 Dusan BORKOVIC	SRB	Chevrolet RML Cruze TC1	26:27.575	14	11.724	2.882	138.99	1:52.072	4
12	12	TC1 Rob HUFF	GBR	Lada Granta 1.6T	26:37.338	14	21.487	9.763	138.14	1:52.407	3
13	77	TC1 Rene MUNNICH	GER	Chevrolet RML Cruze TC1	26:39.061	14	23.210	1.723	137.99	1:52.329	3
14	11	TC1 James THOMPSON	GBR	Lada Granta 1.6T	26:42.242	14	26.391	3.181	137.71	1:52.451	3
15	6	TC2 Franz ENGSTLER	DEU	BMW E90 320 TC	27:11.232	14	55.381	28.990	135.27	1:55.141	6
16	8	TC2 Pasquale DI SABATINO	ITA	BMW E90 320 TC	27:15.777	14	59.926	4.545	134.89	1:55.356	6
17	27	TC2 John FILIPPI	FRA	SEAT Leon WTCC	27:35.164	14	1:19.313	19.387	133.31	1:56.740	3
18	99	TCN Yukinori TANIGUCHI	JPN	Honda Civic S2000 TC	27:41.098	12	2 Laps		113.84	1:58.127	9

NOT CLASSIFIED

D.N.F.	14	TC1 Mikhail KOZLOVSKIY	RUS	Lada Granta 1.6T	6:14.583	3	11 Laps		125.92	1:53.508	2
--------	----	------------------------	-----	------------------	----------	---	---------	--	--------	----------	---

FASTEST LAP

18	TC1	Tiago MONTEIRO	PRT	Honda Civic WTCC	1:51.088	4			141.974 km/h	88.218 mph
6	TC2	Franz ENGSTLER	DEU	BMW E90 320 TC	1:55.141	6			136.976 km/h	85.113 mph
99	TCN	Yukinori TANIGUCHI	JPN	Honda Civic S2000 TC	1:58.127	9			133.514 km/h	82.962 mph

Car25 DNS.
Weather/Track: Cloud 13C / Dry 17C

Hungaroring
Circuit Length: 4.381 km / 2.722 miles
Start: 14:43 Flag: 15:09

Steward	Steward:	Steward
---------	----------	---------

www.mstworld.com

Printed -17:43 Sunday, 4 May 2014



WTCC Race of Hungary – Hungaroring, Budapest – 3 / 4 May 2014

www.fiawtcc.com

FIA WORLD TOURING CAR CHAMPIONSHIP RACE 2 - SECTOR ANALYSIS

1 Yvan MULLER (FRA)								Citroen C-Elysee WTCC						TC1	
LAP	SECTOR 1		SECTOR 2		SECTOR 3		TOTAL LAP	LAP	SECTOR 1		SECTOR 2		SECTOR 3		TOTAL LAP
1	-	-	1:29.079	143.0	31.142	182.1	2:00.220	8	39.204	205.7	41.647	159.5	31.349	181.2	1:52.200
2	39.740	204.9	41.373	168.7	31.354	180.6	1:52.467	9	39.705	208.0	41.584	166.6	31.265	181.2	1:52.554
3	39.461	207.6	40.942	161.9	31.068	181.2	1:51.471	10	39.429	206.5	41.588	166.6	31.216	181.2	1:52.233
4	39.336	200.3	41.183	137.9	31.253	180.3	1:51.772	11	39.750	208.8	41.559	166.9	31.216	180.9	1:52.525
5	39.444	-	41.443	132.8	31.325	179.4	1:52.212	12	39.476	186.2	42.465	152.9	31.066	181.8	1:53.007
6	39.419	209.3	41.440	148.3	31.192	181.8	1:52.051	13	39.712	197.8	41.955	161.4	31.471	181.2	1:53.138
7	39.474	208.0	41.407	154.0	31.195	180.6	1:52.076	14	39.778	208.0	41.869	145.5	31.713	179.7	1:53.360
IDEAL LAP TIME: 1:51.212								FASTEST LAP: 1:51.471						DIFFERENCE: +0.259	

2 Gabriele TARQUINI (ITA)								Honda Civic WTCC						TC1	
LAP	SECTOR 1		SECTOR 2		SECTOR 3		TOTAL LAP	LAP	SECTOR 1		SECTOR 2		SECTOR 3		TOTAL LAP
1	48.364	196.0	42.064	160.4	31.010	178.5	2:01.437	8	39.603	209.7	41.319	163.6	31.359	179.1	1:52.281
2	39.643	207.6	41.469	165.3	31.222	177.3	1:52.334	9	39.821	205.3	41.591	164.3	31.373	179.4	1:52.785
3	40.024	207.6	41.224	164.3	31.035	178.8	1:52.283	10	39.839	204.9	41.349	164.1	31.432	178.5	1:52.620
4	39.381	203.3	41.214	164.3	31.074	179.4	1:51.669	11	40.205	205.3	41.476	164.1	31.363	178.8	1:53.044
5	39.439	205.7	41.439	160.9	31.202	178.8	1:52.080	12	39.694	208.4	41.579	164.8	31.399	178.8	1:52.672
6	39.551	206.5	41.606	162.8	31.304	178.8	1:52.461	13	39.707	209.7	41.552	161.1	31.373	178.8	1:52.632
7	39.572	205.7	41.337	163.1	31.373	178.8	1:52.282	14	39.973	205.7	41.715	164.3	31.411	178.5	1:53.099
IDEAL LAP TIME: 1:51.605								FASTEST LAP: 1:51.669						DIFFERENCE: +0.064	

3 Tom CHILTON (GBR)								Chevrolet RML Cruze TC1						TC1	
LAP	SECTOR 1		SECTOR 2		SECTOR 3		TOTAL LAP	LAP	SECTOR 1		SECTOR 2		SECTOR 3		TOTAL LAP
1	48.131	203.3	41.741	166.4	30.928	180.0	2:00.799	8	39.593	205.7	41.434	163.1	31.349	180.6	1:52.376
2	39.666	196.3	41.693	165.8	31.248	177.9	1:52.607	9	39.489	205.3	41.704	162.4	31.293	178.8	1:52.486
3	39.771	196.0	41.164	166.4	31.010	177.6	1:51.945	10	39.671	198.8	41.688	162.6	31.115	179.7	1:52.474
4	39.259	201.1	41.227	175.6	31.057	-	1:51.543	11	39.641	204.5	41.619	162.4	31.173	180.9	1:52.433
5	39.533	198.8	41.332	165.1	31.279	178.5	1:52.144	12	39.564	200.7	41.903	162.8	31.176	180.6	1:52.643
6	39.549	201.8	41.507	163.1	31.292	179.4	1:52.348	13	39.684	201.4	41.921	161.4	31.359	179.1	1:52.964
7	39.598	206.1	41.431	162.4	31.199	179.7	1:52.228	14	39.738	201.1	41.905	161.9	31.524	178.2	1:53.167
IDEAL LAP TIME: 1:51.351								FASTEST LAP: 1:51.543						DIFFERENCE: +0.192	



Weather/Track: Cloud 13C / Dry 17C



FIA WORLD TOURING CAR CHAMPIONSHIP RACE 2 - SECTOR ANALYSIS

4 Tom CORONEL (NLD)								Chevrolet RML Cruze TC1					TC1		
LAP	SECTOR 1		SECTOR 2		SECTOR 3		TOTAL LAP	LAP	SECTOR 1		SECTOR 2		SECTOR 3		TOTAL LAP
1	47.193	194.2	41.581	165.6	31.279	182.4	2:00.052	8	39.303	207.6	41.592	141.5	31.402	182.4	1:52.297
2	39.667	202.2	41.386	163.6	31.201	184.6	1:52.254	9	39.447	206.1	41.757	161.6	31.301	182.7	1:52.505
3	39.127	207.2	41.227	164.1	31.228	182.1	1:51.582	10	39.372	208.8	41.598	161.9	31.403	184.9	1:52.373
4	39.171	207.6	41.352	164.1	31.251	183.0	1:51.774	11	39.524	206.5	41.575	162.6	31.266	183.3	1:52.365
5	39.468	206.5	41.358	137.0	31.297	182.4	1:52.123	12	39.631	209.7	42.063	161.9	31.310	182.4	1:53.004
6	39.294	207.2	41.414	162.6	31.376	181.2	1:52.084	13	39.835	207.6	41.836	162.1	31.511	182.4	1:53.182
7	39.403	209.3	41.410	163.6	31.207	183.0	1:52.020	14	39.687	209.3	41.954	162.8	31.699	181.5	1:53.340
IDEAL LAP TIME: 1:51.555								FASTEST LAP: 1:51.582					DIFFERENCE: +0.027		

5 Norbert MICHELISZ (HUN)								Honda Civic WTCC					TC1		
LAP	SECTOR 1		SECTOR 2		SECTOR 3		TOTAL LAP	LAP	SECTOR 1		SECTOR 2		SECTOR 3		TOTAL LAP
1	48.924	194.9	42.320	166.4	30.912	181.8	2:02.155	8	39.652	208.0	41.351	162.8	31.267	180.9	1:52.270
2	39.725	207.6	41.309	156.5	31.137	180.9	1:52.171	9	39.765	208.8	41.677	160.7	31.651	181.2	1:53.093
3	40.109	204.5	41.321	163.6	31.071	180.0	1:52.501	10	39.830	207.6	41.249	126.4	31.297	179.1	1:52.376
4	39.573	208.8	41.084	163.8	31.157	180.3	1:51.814	11	39.855	207.2	41.640	163.1	31.306	180.6	1:52.801
5	39.546	208.0	41.513	163.6	31.160	181.8	1:52.219	12	39.806	208.4	41.558	131.7	31.429	179.7	1:52.793
6	39.505	208.4	41.401	162.8	31.403	180.6	1:52.309	13	39.887	207.2	41.521	162.4	31.285	180.9	1:52.693
7	39.764	208.4	41.362	163.1	31.342	180.0	1:52.468	14	39.813	208.0	41.707	160.7	31.510	179.7	1:53.030
IDEAL LAP TIME: 1:51.501								FASTEST LAP: 1:51.814					DIFFERENCE: +0.313		

6 Franz ENGSTLER (DEU)								BMW E90 320 TC					TC2		
LAP	SECTOR 1		SECTOR 2		SECTOR 3		TOTAL LAP	LAP	SECTOR 1		SECTOR 2		SECTOR 3		TOTAL LAP
1	50.374	182.4	44.179	158.3	32.215	171.4	2:06.767	8	41.168	198.8	42.462	157.4	32.039	170.3	1:55.669
2	41.281	198.8	42.434	158.5	31.901	170.3	1:55.616	9	41.087	198.1	42.633	157.2	32.106	168.4	1:55.826
3	41.094	198.5	42.269	140.6	32.171	169.2	1:55.534	10	41.325	197.4	42.435	156.0	32.072	169.5	1:55.832
4	41.363	197.8	42.316	159.5	32.103	169.5	1:55.782	11	41.153	197.8	42.453	155.3	32.138	169.0	1:55.744
5	41.145	198.8	42.331	157.2	31.988	170.3	1:55.464	12	41.271	197.8	42.346	159.0	31.970	169.5	1:55.587
6	41.081	198.1	42.294	157.8	31.766	169.2	1:55.141	13	41.351	196.7	42.530	158.8	32.098	168.7	1:55.979
7	41.048	199.6	42.580	156.9	32.180	169.0	1:55.808	14	41.193	194.2	42.875	154.9	32.415	169.5	1:56.483
IDEAL LAP TIME: 1:55.083								FASTEST LAP: 1:55.141					DIFFERENCE: +0.058		



FIA WORLD TOURING CAR CHAMPIONSHIP RACE 2 - SECTOR ANALYSIS

7 Hugo VALENTE (FRA)								Chevrolet RML Cruze TC1								TC1	
LAP	SECTOR 1		SECTOR 2		SECTOR 3		TOTAL LAP	LAP	SECTOR 1		SECTOR 2		SECTOR 3		TOTAL LAP		
1	46.712	200.3	41.196	168.2	30.854	183.0	1:58.761	8	39.396	207.2	41.678	166.6	31.250	182.4	1:52.324		
2	39.308	206.1	41.208	163.6	31.109	183.0	1:51.625	9	39.445	209.3	41.535	164.6	31.258	182.4	1:52.238		
3	39.194	202.2	41.138	167.4	30.979	183.3	1:51.311	10	39.545	206.1	41.416	166.9	31.293	183.0	1:52.254		
4	39.172	207.2	41.251	165.1	31.068	183.3	1:51.491	11	39.663	202.2	41.659	165.6	31.203	182.1	1:52.525		
5	39.111	206.1	41.224	165.8	31.034	182.4	1:51.369	12	39.504	206.8	41.590	164.6	31.266	182.7	1:52.360		
6	39.363	204.5	41.513	165.1	31.225	182.1	1:52.101	13	39.423	208.4	41.656	164.3	31.273	182.4	1:52.352		
7	39.320	205.3	41.421	164.1	31.286	182.4	1:52.027	14	39.808	198.5	42.846	159.2	31.665	175.0	1:54.319		
IDEAL LAP TIME: 1:51.103								FASTEST LAP: 1:51.311								DIFFERENCE: +0.208	

8 Pasquale DI SABATINO (ITA)								BMW E90 320 TC								TC2	
LAP	SECTOR 1		SECTOR 2		SECTOR 3		TOTAL LAP	LAP	SECTOR 1		SECTOR 2		SECTOR 3		TOTAL LAP		
1	51.647	190.1	43.467	159.7	32.020	173.3	2:07.133	8	41.050	199.6	42.738	158.8	32.024	173.0	1:55.812		
2	41.295	197.8	42.632	159.5	31.870	173.6	1:55.797	9	41.018	198.1	42.618	158.5	32.318	172.8	1:55.954		
3	41.131	196.7	42.410	156.7	31.875	173.3	1:55.416	10	41.051	197.8	42.636	157.6	31.976	173.0	1:55.663		
4	41.226	194.9	42.591	159.5	32.015	173.9	1:55.832	11	41.222	199.2	42.745	158.8	32.086	171.7	1:56.053		
5	41.144	201.1	42.583	156.0	31.994	172.2	1:55.721	12	41.512	197.8	42.850	158.3	31.937	172.8	1:56.299		
6	40.979	199.6	42.377	159.7	32.000	173.0	1:55.356	13	41.268	198.5	42.838	159.0	32.468	171.9	1:56.574		
7	41.034	198.8	42.805	156.2	32.244	173.6	1:56.083	14	41.960	195.6	43.342	157.8	32.782	168.7	1:58.084		
IDEAL LAP TIME: 1:55.226								FASTEST LAP: 1:55.356								DIFFERENCE: +0.130	

9 Sebastien LOEB (FRA)								Citroen C-Elysee WTCC								TC1	
LAP	SECTOR 1		SECTOR 2		SECTOR 3		TOTAL LAP	LAP	SECTOR 1		SECTOR 2		SECTOR 3		TOTAL LAP		
1	48.687	202.2	42.083	165.8	31.021	180.9	2:01.790	8	39.538	210.5	41.385	162.4	31.281	180.9	1:52.204		
2	39.717	209.3	41.385	165.6	31.119	182.1	1:52.221	9	39.597	-	41.828	159.0	31.336	181.2	1:52.761		
3	40.167	207.6	41.246	162.8	31.107	180.9	1:52.520	10	39.851	210.9	41.398	157.8	31.283	179.7	1:52.532		
4	39.417	212.1	41.145	164.8	31.049	181.2	1:51.611	11	40.118	210.9	41.667	163.6	31.336	178.8	1:53.121		
5	39.401	207.6	41.425	151.6	31.296	179.1	1:52.122	12	39.627	209.3	41.702	155.3	31.460	180.6	1:52.789		
6	39.335	210.1	41.719	160.7	31.414	181.2	1:52.468	13	39.835	203.3	41.539	154.2	31.229	180.9	1:52.603		
7	39.470	215.1	41.446	158.8	31.409	180.9	1:52.325	14	39.947	207.6	41.736	156.9	31.409	179.4	1:53.092		
IDEAL LAP TIME: 1:51.501								FASTEST LAP: 1:51.611								DIFFERENCE: +0.110	



FIA WORLD TOURING CAR CHAMPIONSHIP RACE 2 - SECTOR ANALYSIS

10 Gianni MORBIDELLI (ITA)									Chevrolet RML Cruze TC1					TC1			
LAP	SECTOR 1		SECTOR 2		SECTOR 3		TOTAL LAP		LAP	SECTOR 1		SECTOR 2		SECTOR 3		TOTAL LAP	
1	45.531	203.0	41.052	167.7	30.654	181.8	1:57.236		8	39.394	206.1	41.389	166.1	31.317	177.9	1:52.100	
2	39.735	204.5	41.388	168.4	30.752	181.5	1:51.875		9	39.412	206.8	41.636	165.8	31.341	177.3	1:52.389	
3	39.278	200.7	41.093	167.7	30.981	178.8	1:51.352		10	39.501	197.8	41.553	166.4	31.354	185.5	1:52.408	
4	39.091	205.3	41.014	167.7	30.984	180.6	1:51.089		11	39.500	206.1	41.497	166.9	31.147	180.0	1:52.144	
5	39.236	205.3	41.021	168.2	31.133	179.7	1:51.390		12	39.541	201.1	41.708	166.4	31.275	180.3	1:52.524	
6	39.426	202.2	41.482	167.4	31.015	178.2	1:51.923		13	39.565	204.1	41.694	166.9	31.282	179.7	1:52.541	
7	39.405	207.6	41.588	166.1	31.259	178.8	1:52.252		14	39.565	200.7	43.777	166.9	31.286	179.4	1:54.628	
IDEAL LAP TIME: 1:50.759									FASTEST LAP: 1:51.089					DIFFERENCE: +0.330			

11 James THOMPSON (GBR)									Lada Granta 1.6T					TC1			
LAP	SECTOR 1		SECTOR 2		SECTOR 3		TOTAL LAP		LAP	SECTOR 1		SECTOR 2		SECTOR 3		TOTAL LAP	
1	49.321	170.8	42.912	165.1	31.137	177.9	2:03.369		8	40.129	204.1	41.918	162.1	31.740	175.0	1:53.787	
2	40.637	188.8	42.438	165.6	31.195	177.3	1:54.270		9	40.282	203.3	41.932	161.6	31.646	176.4	1:53.860	
3	39.622	204.1	41.434	163.1	31.395	176.4	1:52.451		10	40.267	204.9	41.967	162.1	31.743	175.0	1:53.977	
4	39.834	205.7	41.640	162.1	31.370	177.3	1:52.844		11	41.267	198.1	42.123	162.1	31.803	176.4	1:55.193	
5	40.048	204.9	41.668	154.5	31.522	174.4	1:53.238		12	40.398	201.8	41.922	156.0	31.772	176.7	1:54.092	
6	40.158	201.1	41.623	161.1	31.638	176.4	1:53.419		13	40.297	205.7	42.099	161.9	31.753	176.4	1:54.149	
7	40.172	204.1	41.707	161.6	31.582	175.6	1:53.461		14	40.218	203.3	42.099	163.3	31.815	176.4	1:54.132	
IDEAL LAP TIME: 1:52.193									FASTEST LAP: 1:52.451					DIFFERENCE: +0.258			

12 Rob HUFF (GBR)									Lada Granta 1.6T					TC1			
LAP	SECTOR 1		SECTOR 2		SECTOR 3		TOTAL LAP		LAP	SECTOR 1		SECTOR 2		SECTOR 3		TOTAL LAP	
1	49.089	188.8	42.523	164.3	31.045	177.6	2:02.656		8	39.942	204.9	41.757	163.3	31.416	176.7	1:53.115	
2	40.602	203.0	41.202	164.3	31.074	179.4	1:52.878		9	39.980	201.1	41.879	161.4	31.469	177.6	1:53.328	
3	39.809	204.5	41.391	164.3	31.207	177.3	1:52.407		10	40.041	202.6	42.112	162.1	31.650	177.3	1:53.803	
4	39.884	204.5	41.640	163.3	31.475	177.0	1:52.999		11	40.103	201.4	41.932	161.9	31.551	176.1	1:53.586	
5	39.919	203.0	41.863	162.6	31.624	177.3	1:53.406		12	40.048	203.0	41.896	161.9	31.615	177.3	1:53.559	
6	40.371	199.2	41.988	162.1	31.490	176.7	1:53.849		13	40.140	202.6	42.899	162.1	31.520	176.7	1:54.559	
7	39.925	205.3	41.830	162.6	31.523	177.3	1:53.278		14	40.266	199.6	42.093	162.6	31.556	177.0	1:53.915	
IDEAL LAP TIME: 1:52.056									FASTEST LAP: 1:52.407					DIFFERENCE: +0.351			



FIA WORLD TOURING CAR CHAMPIONSHIP RACE 2 - SECTOR ANALYSIS

14 Mikhail KOZLOVSKIY (RUS)		Lada Granta 1.6T										TC1			
LAP	SECTOR 1		SECTOR 2		SECTOR 3		TOTAL LAP	LAP	SECTOR 1		SECTOR 2		SECTOR 3		TOTAL LAP
1	50.594	184.9	43.277	160.9	31.560	178.8	2:05.430	3	46.508	174.7	48.539	122.0	IN	-	2:15.645 Pit
2	40.004	203.7	41.957	163.3	31.547	177.3	1:53.508								
IDEAL LAP TIME: 1:53.508							FASTEST LAP: 1:53.508				DIFFERENCE: 0.000				

18 Tiago MONTEIRO (PRT)		Honda Civic WTCC										TC1			
LAP	SECTOR 1		SECTOR 2		SECTOR 3		TOTAL LAP	LAP	SECTOR 1		SECTOR 2		SECTOR 3		TOTAL LAP
1	46.379	202.2	40.811	167.4	30.755	180.9	1:57.944	8	39.533	207.2	41.298	164.6	31.328	178.5	1:52.159
2	39.437	201.1	41.349	165.8	30.963	180.6	1:51.749	9	39.515	206.5	41.556	165.6	31.344	179.4	1:52.415
3	39.303	203.3	41.046	166.9	30.812	179.7	1:51.161	10	39.588	200.3	41.484	164.3	31.339	178.8	1:52.411
4	39.408	208.0	40.863	166.6	30.817	180.3	1:51.088	11	39.652	204.9	41.393	166.1	31.081	179.7	1:52.126
5	39.395	203.0	40.973	165.6	30.977	179.7	1:51.345	12	39.636	204.9	41.576	166.9	31.248	179.4	1:52.460
6	39.569	203.3	41.355	165.6	31.071	178.2	1:51.995	13	39.703	203.7	41.617	164.3	31.394	179.7	1:52.714
7	39.508	207.2	41.395	165.1	31.222	179.1	1:52.125	14	39.651	201.8	43.635	164.3	31.223	178.8	1:54.509
IDEAL LAP TIME: 1:50.869							FASTEST LAP: 1:51.088				DIFFERENCE: +0.219				

27 John FILIPPI (FRA)		SEAT Leon WTCC										TC2			
LAP	SECTOR 1		SECTOR 2		SECTOR 3		TOTAL LAP	LAP	SECTOR 1		SECTOR 2		SECTOR 3		TOTAL LAP
1	53.162	176.4	44.048	158.5	32.604	167.9	2:09.813	8	41.730	188.8	43.321	160.2	32.519	169.8	1:57.570
2	41.221	193.2	43.402	159.7	32.252	169.8	1:56.875	9	41.534	191.4	43.371	158.8	32.831	168.7	1:57.736
3	41.085	187.1	43.136	160.0	32.519	169.0	1:56.740	10	41.679	184.9	43.198	159.0	32.482	170.0	1:57.359
4	41.220	193.5	43.262	158.8	32.650	169.8	1:57.132	11	41.422	183.9	43.300	159.7	32.674	168.7	1:57.396
5	41.410	187.8	43.249	142.6	32.462	169.0	1:57.121	12	41.531	188.1	43.111	159.7	32.995	169.0	1:57.637
6	41.418	185.8	43.222	159.7	32.376	169.8	1:57.016	13	42.036	187.1	43.307	157.4	32.830	169.8	1:58.173
7	41.415	187.1	43.166	160.4	32.667	169.5	1:57.248	14	41.551	190.1	43.033	159.2	32.764	170.0	1:57.348
IDEAL LAP TIME: 1:56.370							FASTEST LAP: 1:56.740				DIFFERENCE: +0.370				



FIA WORLD TOURING CAR CHAMPIONSHIP RACE 2 - SECTOR ANALYSIS

37 Jose Maria LOPEZ (ARG)		Citroen C-Elysee WTCC								TC1					
LAP	SECTOR 1		SECTOR 2		SECTOR 3		TOTAL LAP	LAP	SECTOR 1		SECTOR 2		SECTOR 3		TOTAL LAP
1	47.810	198.1	41.626	157.4	31.103	183.0	2:00.538	8	39.228	208.8	41.510	126.4	31.406	183.3	1:52.144
2	39.657	188.1	41.501	143.2	31.417	181.2	1:52.575	9	39.678	209.3	41.655	165.8	31.227	182.1	1:52.560
3	39.367	-	41.182	153.8	30.984	181.5	1:51.533	10	39.501	205.7	41.539	161.4	31.357	182.4	1:52.397
4	39.333	208.4	41.170	157.4	31.164	183.3	1:51.667	11	39.611	209.7	41.573	159.5	31.153	183.3	1:52.337
5	39.493	208.0	41.362	157.6	31.189	183.0	1:52.044	12	39.445	201.8	42.593	163.3	31.123	183.0	1:53.161
6	39.537	208.8	41.438	167.7	31.231	182.7	1:52.206	13	39.502	202.6	42.058	158.8	31.443	180.3	1:53.003
7	39.404	207.6	41.432	136.3	31.238	183.0	1:52.074	14	39.739	206.8	41.876	156.9	31.602	179.7	1:53.217
IDEAL LAP TIME: 1:51.382								FASTEST LAP: 1:51.533				DIFFERENCE: +0.151			

77 Rene MUNNICH (GER)		Chevrolet RML Cruze TC1								TC1					
LAP	SECTOR 1		SECTOR 2		SECTOR 3		TOTAL LAP	LAP	SECTOR 1		SECTOR 2		SECTOR 3		TOTAL LAP
1	50.264	193.2	42.646	164.6	31.323	183.3	2:04.232	8	39.703	207.2	42.000	155.6	31.371	180.6	1:53.074
2	39.989	181.8	42.953	162.4	31.297	181.5	1:54.239	9	39.566	206.8	42.506	155.6	31.718	181.5	1:53.790
3	39.316	205.7	41.895	161.4	31.118	180.6	1:52.329	10	39.445	205.3	42.286	160.4	31.368	180.9	1:53.099
4	39.517	208.0	42.498	144.7	31.666	180.9	1:53.681	11	40.092	204.5	41.935	163.1	31.372	180.9	1:53.399
5	39.551	210.9	42.091	160.2	31.749	179.4	1:53.391	12	39.831	205.3	42.183	163.8	31.485	180.6	1:53.499
6	39.978	200.7	42.151	161.4	31.424	180.3	1:53.553	13	39.625	210.1	42.832	163.3	31.298	180.3	1:53.755
7	39.951	209.3	42.245	156.2	31.537	180.6	1:53.733	14	39.633	207.2	42.249	161.4	31.405	180.6	1:53.287
IDEAL LAP TIME: 1:52.329								FASTEST LAP: 1:52.329				DIFFERENCE: 0.000			

98 Dusan BORKOVIC (SRB)		Chevrolet RML Cruze TC1								TC1					
LAP	SECTOR 1		SECTOR 2		SECTOR 3		TOTAL LAP	LAP	SECTOR 1		SECTOR 2		SECTOR 3		TOTAL LAP
1	49.374	188.8	42.542	165.8	31.180	182.4	2:03.095	8	39.431	202.6	41.634	165.1	31.321	180.6	1:52.386
2	40.922	198.5	42.043	164.6	31.096	180.9	1:54.061	9	39.587	211.3	41.654	164.8	31.403	180.9	1:52.644
3	39.314	207.2	41.728	166.9	31.227	180.9	1:52.269	10	39.657	201.4	41.866	165.3	31.361	179.7	1:52.884
4	39.215	207.6	41.575	165.3	31.282	180.3	1:52.072	11	39.516	203.3	41.836	164.8	31.361	181.2	1:52.713
5	39.553	198.8	42.176	164.6	31.434	180.6	1:53.163	12	39.415	205.7	41.771	163.3	31.396	181.8	1:52.582
6	39.366	208.0	41.706	155.6	31.352	180.9	1:52.424	13	39.439	206.8	41.715	165.1	31.280	180.6	1:52.434
7	39.401	208.4	41.520	165.6	31.337	181.8	1:52.258	14	39.467	204.1	41.890	163.8	31.233	180.6	1:52.590
IDEAL LAP TIME: 1:51.831								FASTEST LAP: 1:52.072				DIFFERENCE: +0.241			



Weather/Track: Cloud 13C / Dry 17C

Page 6 of

www.mstworld.com



Hungaroring
Circuit Length: 4.381 km / 2.722 miles
Printed - 15:13 Sunday, 4 May 2014

FIA WORLD TOURING CAR CHAMPIONSHIP RACE 2 - SECTOR ANALYSIS

99 Yukinori TANIGUCHI (JPN)										Honda Civic S2000 TC					TC2	
LAP	SECTOR 1		SECTOR 2		SECTOR 3		TOTAL LAP		LAP	SECTOR 1		SECTOR 2		SECTOR 3	TOTAL LAP	
1	53.164	179.7	47.788	149.3	IN	-	2:30.362	Pit	7	41.970	188.1	43.856	155.8	33.137	155.8	1:58.963
2	OUT	182.4	44.489	155.8	32.782	167.9	4:51.806		8	43.666	190.1	43.521	158.3	32.316	168.2	1:59.503
3	42.274	186.2	44.223	153.1	IN	-	2:11.296	Pit	9	42.013	190.4	43.725	156.9	32.389	167.9	1:58.127
4	OUT	185.8	43.769	158.1	32.504	166.6	2:17.265		10	41.892	189.8	43.915	154.2	32.464	167.7	1:58.271
5	42.289	189.1	43.813	152.9	32.728	168.7	1:58.830		11	42.270	195.2	44.591	154.5	32.514	167.4	1:59.375
6	41.766	190.8	43.621	155.6	32.880	167.4	1:58.267		12	42.038	188.8	44.328	155.3	32.667	167.1	1:59.033
IDEAL LAP TIME: 1:57.603							FASTEST LAP: 1:58.127			DIFFERENCE: +0.524						



FIA WORLD TOURING CAR CHAMPIONSHIP RACE 2 - BEST SECTOR SPEEDS

	INTERMEDIATE 1			INTERMEDIATE 2			FINISH LINE					
	NO	NAME	SPEED	LAP	NO	NAME	SPEED	LAP	NO	NAME	SPEED	LAP
1	9	LOEB	215.1	7	3	CHILTON	175.6	4	10	MORBIDELLI	185.5	10
2	98	BORKOVIC	211.3	9	1	MULLER	168.7	2	4	CORONEL	184.9	10
3	77	MUNNICH	210.9	5	10	MORBIDELLI	168.4	2	37	LOPEZ	183.3	11
4	2	TARQUINI	209.7	13	7	VALENTE	168.2	1	7	VALENTE	183.3	4
5	4	CORONEL	209.7	12	37	LOPEZ	167.7	6	77	MUNNICH	183.3	1
6	37	LOPEZ	209.7	11	18	MONTEIRO	167.4	1	98	BORKOVIC	182.4	1
7	7	VALENTE	209.3	9	98	BORKOVIC	166.9	3	9	LOEB	182.1	2
8	1	MULLER	209.3	6	5	MICHELISZ	166.4	1	1	MULLER	182.1	1
9	5	MICHELISZ	208.8	9	9	LOEB	165.8	1	5	MICHELISZ	181.8	5
10	18	MONTEIRO	208.0	4	11	THOMPSON	165.6	2	3	CHILTON	180.9	11
11	10	MORBIDELLI	207.6	7	4	CORONEL	165.6	1	18	MONTEIRO	180.9	1
12	3	CHILTON	206.1	7	2	TARQUINI	165.3	2	2	TARQUINI	179.4	9
13	11	THOMPSON	205.7	13	77	MUNNICH	164.6	1	12	HUFF	179.4	2
14	12	HUFF	205.3	7	12	HUFF	164.3	3	14	KOZLOVSKIY	178.8	1
15	14	KOZLOVSKIY	203.7	2	14	KOZLOVSKIY	163.3	2	11	THOMPSON	177.9	1
16	8	DI SABATINO	201.1	5	27	FILIPPI	160.4	7	8	DI SABATINO	173.9	4
17	6	ENGSTLER	199.6	7	8	DI SABATINO	159.7	6	6	ENGSTLER	171.4	1
18	99	TANIGUCHI	195.2	11	6	ENGSTLER	159.5	4	27	FILIPPI	170.0	14
19	27	FILIPPI	193.5	4	99	TANIGUCHI	158.3	8	99	TANIGUCHI	168.7	5



Weather/Track: Cloud 13C / Dry 17C

Page of

www.mstworld.com



Hungaroring

Circuit Length: 4.381 km / 2.722 miles

Printed - 15:14 Sunday, 4 May 2014

FIA WORLD TOURING CAR CHAMPIONSHIP RACE 2 - BEST SECTOR TIMES

	SECTOR 1			SECTOR 2			SECTOR 3			IDEAL/BEST LAP COMPARISON					
	NO	TIME	LAP	NO	TIME	LAP	NO	TIME	LAP	NO	NAME	IDEAL	BEST	LAP	DIFF
1	10	39.091	4	18	40.811	1	10	30.654	1	10	MORBIDELLI	1:50.759	1:51.089		+0.330
2	7	39.111	5	1	40.942	3	18	30.755	1	18	MONTEIRO	1:50.869	1:51.088		+0.219
3	4	39.127	3	10	41.014	4	7	30.854	1	7	VALENTE	1:51.103	1:51.311		+0.208
4	1	39.204	8	5	41.084	4	5	30.912	1	1	MULLER	1:51.212	1:51.471		+0.259
5	98	39.215	4	7	41.138	3	3	30.928	1	3	CHILTON	1:51.351	1:51.543		+0.192
6	37	39.228	8	9	41.145	4	37	30.984	3	37	LOPEZ	1:51.382	1:51.533		+0.151
7	3	39.259	4	3	41.164	3	2	31.010	1	9	LOEB	1:51.501	1:51.611		+0.110
8	18	39.303	3	37	41.170	4	9	31.021	1	5	MICHELISZ	1:51.501	1:51.814		+0.313
9	77	39.316	3	12	41.202	2	12	31.045	1	4	CORONEL	1:51.555	1:51.582		+0.027
10	9	39.335	6	2	41.214	4	1	31.066	12	2	TARQUINI	1:51.605	1:51.669		+0.064
11	2	39.381	4	4	41.227	3	98	31.096	2	98	BORKOVIC	1:51.831	1:52.072		+0.241
12	5	39.505	6	11	41.434	3	77	31.118	3	12	HUFF	1:52.056	1:52.407		+0.351
13	11	39.622	3	98	41.520	7	11	31.137	1	11	THOMPSON	1:52.193	1:52.451		+0.258
14	12	39.809	3	77	41.895	3	4	31.201	2	77	MUNNICH	1:52.329	1:52.329		0.000
15	14	40.004	2	14	41.957	2	14	31.547	2	14	KOZLOVSKIY	1:53.508	1:53.508		0.000
16	8	40.979	6	6	42.269	3	6	31.766	6	6	ENGSTLER	1:55.083	1:55.141		+0.058
17	6	41.048	7	8	42.377	6	8	31.870	2	8	DI SABATINO	1:55.226	1:55.356		+0.130
18	27	41.085	3	27	43.033	14	27	32.252	2	27	FILIPPI	1:56.370	1:56.740		+0.370
19	99	41.766	6	99	43.521	8	99	32.316	8	99	TANIGUCHI	1:57.603	1:58.127		+0.524

'Perfect Lap' - 1:50.556



Weather/Track: Cloud 13C / Dry 17C

Page of

www.mstworld.com



Hungaroring

Circuit Length: 4.381 km / 2.722 miles

Printed - 15:15 Sunday, 4 May 2014

FIA WORLD TOURING CAR CHAMPIONSHIP RACE 2 - RACE HISTORY CHART

LAP 1			LAP 2			LAP 3			LAP 4			LAP 5		
NO	BEHIND	LAP TIME	NO	BEHIND	LAP TIME	NO	BEHIND	LAP TIME	NO	BEHIND	LAP TIME	NO	BEHIND	LAP TIME
10		1:57.236	10		1:51.875	10		1:51.352	10		1:51.089	10		1:51.390
18	0.708	1:57.944	18	0.582	1:51.749	18	0.391	1:51.161	18	0.390	1:51.088	18	0.345	1:51.345
7	1.525	1:58.761	7	1.275	1:51.625	7	1.234	1:51.311	7	1.636	1:51.491	7	1.615	1:51.369
4	2.816	2:00.052	4	3.195	1:52.254	4	3.425	1:51.582	4	4.110	1:51.774	4	4.843	1:52.123
1	2.984	2:00.220	1	3.576	1:52.467	1	3.695	1:51.471	1	4.378	1:51.772	1	5.200	1:52.212
37	3.302	2:00.538	37	4.002	1:52.575	37	4.183	1:51.533	37	4.761	1:51.667	37	5.415	1:52.044
3	3.563	2:00.799	3	4.295	1:52.607	3	4.888	1:51.945	3	5.342	1:51.543	3	6.096	1:52.144
2	4.201	2:01.437	2	4.660	1:52.334	2	5.591	1:52.283	2	6.171	1:51.669	2	6.861	1:52.080
9	4.554	2:01.790	9	4.900	1:52.221	9	6.068	1:52.520	9	6.590	1:51.611	9	7.322	1:52.122
5	4.919	2:02.155	5	5.215	1:52.171	5	6.364	1:52.501	5	7.089	1:51.814	5	7.918	1:52.219
12	5.420	2:02.656	12	6.423	1:52.878	12	7.478	1:52.407	12	9.388	1:52.999	99	2 Laps	2:11.296 P
98	5.859	2:03.095	98	8.045	1:54.061	98	8.962	1:52.269	98	9.945	1:52.072	12	11.404	1:53.406
11	6.133	2:03.369	11	8.528	1:54.270	11	9.627	1:52.451	11	11.382	1:52.844	98	11.718	1:53.163
77	6.996	2:04.232	77	9.360	1:54.239	77	10.337	1:52.329	77	12.929	1:53.681	11	13.230	1:53.238
14	8.194	2:05.430	14	9.827	1:53.508	6	17.454	1:55.534	6	22.147	1:55.782	77	14.930	1:53.391
6	9.531	2:06.767	6	13.272	1:55.616	8	17.883	1:55.416	8	22.626	1:55.832	6	26.221	1:55.464
8	9.897	2:07.133	8	13.819	1:55.797	27	22.965	1:56.740	27	29.008	1:57.132	8	26.957	1:55.721
27	12.577	2:09.813	27	17.577	1:56.875	14	34.120	2:15.645 P				27	34.739	1:57.121
99	33.126	2:30.362 P				99	1 Lap	4:51.806						



Weather/Track: Cloud 13C / Dry 17C

Page 1 of

www.mstworld.com



Hungaroring

Circuit Length: 4.381 km / 2.722 miles

Printed - 15:15 Sunday, 4 May 2014



WTCC Race of Hungary - Hungaroring, Budapest - 3 / 4 May 2014

www.fiawtcc.com

FIA WORLD TOURING CAR CHAMPIONSHIP RACE 2 - RACE HISTORY CHART

LAP 6			LAP 7			LAP 8			LAP 9			LAP 10		
NO	BEHIND	LAP TIME	NO	BEHIND	LAP TIME	NO	BEHIND	LAP TIME	NO	BEHIND	LAP TIME	NO	BEHIND	LAP TIME
10		1:51.923	10		1:52.252	10		1:52.100	10		1:52.389	10		1:52.408
18	0.417	1:51.995	18	0.290	1:52.125	18	0.349	1:52.159	18	0.375	1:52.415	18	0.378	1:52.411
7	1.793	1:52.101	7	1.568	1:52.027	7	1.792	1:52.324	7	1.641	1:52.238	7	1.487	1:52.254
4	5.004	1:52.084	4	4.772	1:52.020	4	4.969	1:52.297	4	5.085	1:52.505	4	5.050	1:52.373
1	5.328	1:52.051	1	5.152	1:52.076	1	5.252	1:52.200	1	5.417	1:52.554	1	5.242	1:52.233
37	5.698	1:52.206	37	5.520	1:52.074	37	5.564	1:52.144	37	5.735	1:52.560	37	5.724	1:52.397
3	6.521	1:52.348	3	6.497	1:52.228	3	6.773	1:52.376	3	6.870	1:52.486	3	6.936	1:52.474
2	7.399	1:52.461	2	7.429	1:52.282	2	7.610	1:52.281	2	8.006	1:52.785	2	8.218	1:52.620
9	7.867	1:52.468	9	7.940	1:52.325	9	8.044	1:52.204	9	8.416	1:52.761	9	8.540	1:52.532
5	8.304	1:52.309	5	8.520	1:52.468	5	8.690	1:52.270	5	9.394	1:53.093	5	9.362	1:52.376
98	12.219	1:52.424	98	12.225	1:52.258	98	12.511	1:52.386	98	12.766	1:52.644	98	13.242	1:52.884
12	13.330	1:53.849	12	14.356	1:53.278	12	15.371	1:53.115	12	16.310	1:53.328	12	17.705	1:53.803
11	14.726	1:53.419	11	15.935	1:53.461	11	17.622	1:53.787	11	19.093	1:53.860	11	20.662	1:53.977
77	16.560	1:53.553	77	18.041	1:53.733	77	19.015	1:53.074	77	20.416	1:53.790	77	21.107	1:53.099
6	29.439	1:55.141	6	32.995	1:55.808	6	36.564	1:55.669	6	40.001	1:55.826	6	43.425	1:55.832
8	30.390	1:55.356	8	34.221	1:56.083	8	37.933	1:55.812	8	41.498	1:55.954	8	44.753	1:55.663
99	2 Laps	2:17.265	99	2 Laps	1:58.830	99	2 Laps	1:58.267	99	2 Laps	1:58.963	27	1:00.596	1:57.359
27	39.832	1:57.016	27	44.828	1:57.248	27	50.298	1:57.570	27	55.645	1:57.736	99	2 Laps	1:59.503



Weather/Track: Cloud 13C / Dry 17C

Page 2 of

www.mstworld.com



Hungaroring

Circuit Length: 4.381 km / 2.722 miles

Printed - 15:15 Sunday, 4 May 2014



WTCC Race of Hungary - Hungaroring, Budapest - 3 / 4 May 2014

www.fiawtcc.com

FIA WORLD TOURING CAR CHAMPIONSHIP RACE 2 - RACE HISTORY CHART

LAP 11			LAP 12			LAP 13			LAP 14		
NO	BEHIND	LAP TIME	NO	BEHIND	LAP TIME	NO	BEHIND	LAP TIME	NO	BEHIND	LAP TIME
10		1:52.144	10		1:52.524	10		1:52.541	10		1:54.628
18	0.360	1:52.126	18	0.296	1:52.460	18	0.469	1:52.714	18	0.350	1:54.509
7	1.868	1:52.525	7	1.704	1:52.360	7	1.515	1:52.352	7	1.206	1:54.319
4	5.271	1:52.365	4	5.751	1:53.004	4	6.392	1:53.182	4	5.104	1:53.340
1	5.623	1:52.525	1	6.106	1:53.007	1	6.703	1:53.138	1	5.435	1:53.360
37	5.917	1:52.337	37	6.554	1:53.161	37	7.016	1:53.003	37	5.605	1:53.217
3	7.225	1:52.433	3	7.344	1:52.643	3	7.767	1:52.964	3	6.306	1:53.167
2	9.118	1:53.044	2	9.266	1:52.672	2	9.357	1:52.632	2	7.828	1:53.099
9	9.517	1:53.121	9	9.782	1:52.789	9	9.844	1:52.603	9	8.308	1:53.092
5	10.019	1:52.801	5	10.288	1:52.793	5	10.440	1:52.693	5	8.842	1:53.030
98	13.811	1:52.713	98	13.869	1:52.582	98	13.762	1:52.434	98	11.724	1:52.590
12	19.147	1:53.586	12	20.182	1:53.559	12	22.200	1:54.559	12	21.487	1:53.915
77	22.362	1:53.399	77	23.337	1:53.499	77	24.551	1:53.755	77	23.210	1:53.287
11	23.711	1:55.193	11	25.279	1:54.092	11	26.887	1:54.149	11	26.391	1:54.132
6	47.025	1:55.744	6	50.088	1:55.587	6	53.526	1:55.979	6	55.381	1:56.483
8	48.662	1:56.053	8	52.437	1:56.299	8	56.470	1:56.574	8	59.926	1:58.084
27	1:05.848	1:57.396	27	1:10.961	1:57.637	27	1:16.593	1:58.173	27	1:19.313	1:57.348
99	2 Laps	1:58.127	99	2 Laps	1:58.271	99	2 Laps	1:59.375	99	2 Laps	1:59.033



Weather/Track: Cloud 13C / Dry 17C

Page 3 of

www.mstworld.com



Hungaroring

Circuit Length: 4.381 km / 2.722 miles

Printed - 15:15 Sunday, 4 May 2014



WTCC Race of Hungary – Hungaroring, Budapest – 3 / 4 May 2014

www.fiawtcc.com