

**ROUNDS 3 & 4**  
**CIRCUIT PAUL RICARD**  
**18 - 20 APRIL 2014**



Timing & Results by MST SYSTEMS Ltd.  
[www.mstworld.com](http://www.mstworld.com)

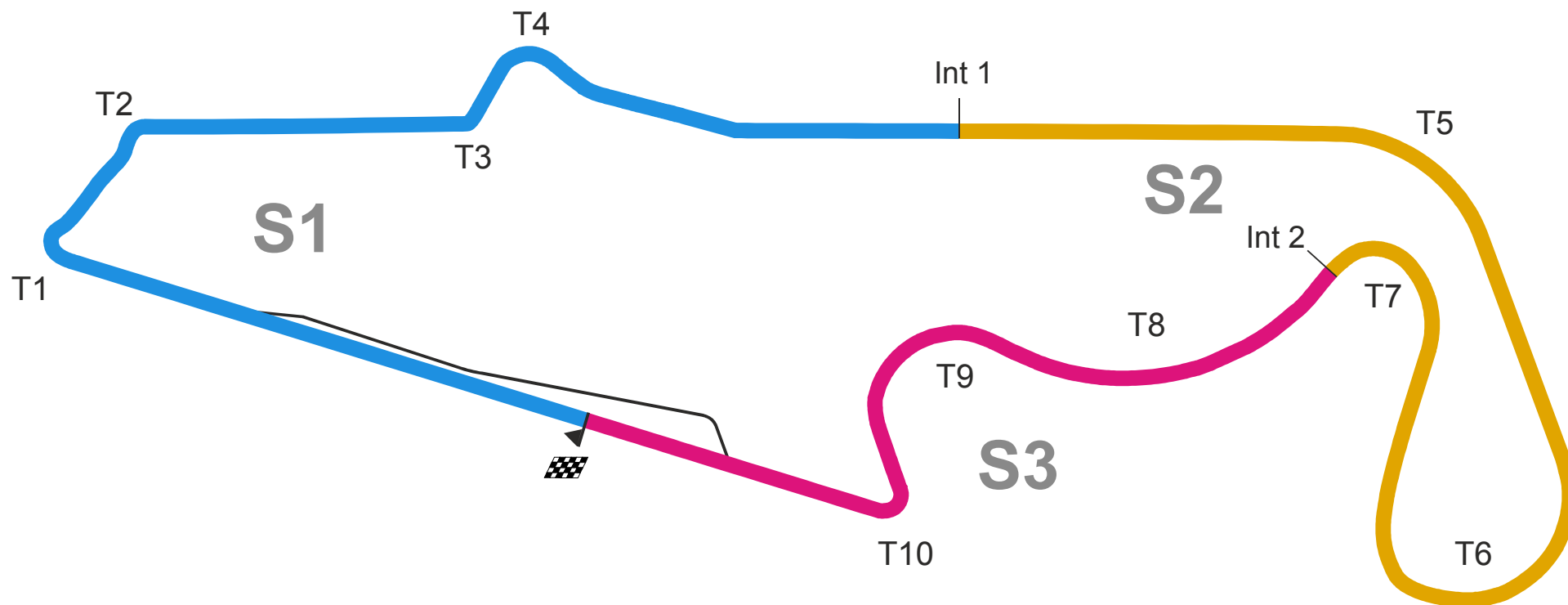
© MST SYSTEMS Ltd. 2014

The Haysfield, Spring Lane North, Malvern, Worcestershire, WR14 1GF  
Tel: +44 (0) 1684 560614 Fax: +44 (0) 1684 560624 email: [motorsport@mstworld.com](mailto:motorsport@mstworld.com)



Circuit Paul Ricard, France  
18-20th April 2014

|                    |             |
|--------------------|-------------|
| —▲                 | Start line  |
| ▣                  | Finish line |
| Start Line Offset  | 0,0 m       |
| Int 1 @            | 1,486 Km    |
| Int 2 @            | 2,930 Km    |
| Circuit Centerline | 3,841 Km    |
| Pit in @           | 3,708 Km    |
| Pit out @          | 0,279 Km    |
| Pit in to Pit out  | 0,426 Km    |
| A lap by the Pits  | 3,857 Km    |
| T = Turn Number    | S = Sector  |



## FIA WORLD TOURING CAR CHAMPIONSHIP TESTING - CLASSIFICATION

| NO | CL | DRIVER                   | NAT | CAR                     | TIME     | ON | LAPS | GAP   | DIFF  | KM/H   |
|----|----|--------------------------|-----|-------------------------|----------|----|------|-------|-------|--------|
| 1  | 37 | TC1 Jose Maria LOPEZ     | ARG | Citroen C-Elysee WTCC   | 1:31.227 | 11 | 11   |       |       | 151.57 |
| 2  | 9  | TC1 Sebastien LOEB       | FRA | Citroen C-Elysee WTCC   | 1:31.365 | 8  | 12   | 0.138 | 0.138 | 151.34 |
| 3  | 5  | TC1 Norbert MICHELISZ    | HUN | Honda Civic WTCC        | 1:32.135 | 13 | 15   | 0.908 | 0.770 | 150.07 |
| 4  | 7  | TC1 Hugo VALENTE         | FRA | Chevrolet RML Cruze TC1 | 1:32.158 | 11 | 11   | 0.931 | 0.023 | 150.04 |
| 5  | 1  | TC1 Yvan MULLER          | FRA | Citroen C-Elysee WTCC   | 1:32.383 | 7  | 12   | 1.156 | 0.225 | 149.67 |
| 6  | 10 | TC1 Gianni MORBIDELLI    | ITA | Chevrolet RML Cruze TC1 | 1:32.704 | 12 | 13   | 1.477 | 0.321 | 149.15 |
| 7  | 18 | TC1 Tiago MONTEIRO       | PRT | Honda Civic WTCC        | 1:32.725 | 9  | 11   | 1.498 | 0.021 | 149.12 |
| 8  | 3  | TC1 Tom CHILTON          | GBR | Chevrolet RML Cruze TC1 | 1:32.954 | 8  | 14   | 1.727 | 0.229 | 148.75 |
| 9  | 98 | TC1 Dusan BORKOVIC       | SRB | Chevrolet RML Cruze TC1 | 1:32.957 | 7  | 12   | 1.730 | 0.003 | 148.75 |
| 10 | 2  | TC1 Gabriele TARQUINI    | ITA | Honda Civic WTCC        | 1:33.030 | 7  | 8    | 1.803 | 0.073 | 148.63 |
| 11 | 25 | TC1 Mehdi BENNANI        | MAR | Honda Civic WTCC        | 1:33.051 | 12 | 13   | 1.824 | 0.021 | 148.60 |
| 12 | 77 | TC1 Rene MUNNICH         | DEU | Chevrolet RML Cruze TC1 | 1:33.762 | 11 | 13   | 2.535 | 0.711 | 147.47 |
| 13 | 12 | TC1 Rob HUFF             | GBR | Lada Granta 1.6T        | 1:34.040 | 8  | 11   | 2.813 | 0.278 | 147.03 |
| 14 | 11 | TC1 James THOMPSON       | GBR | Lada Granta 1.6T        | 1:34.444 | 11 | 14   | 3.217 | 0.404 | 146.41 |
| 15 | 14 | TC1 Mikhail KOZLOVSKIY   | RUS | Lada Granta 1.6T        | 1:35.395 | 8  | 15   | 4.168 | 0.951 | 144.95 |
| 16 | 6  | TC2 Franz ENGSTLER       | DEU | BMW E90 320 TC          | 1:36.895 | 8  | 14   | 5.668 | 1.500 | 142.70 |
| 17 | 8  | TC2 Pasquale DI SABATINO | ITA | BMW E90 320 TC          | 1:38.212 | 11 | 11   | 6.985 | 1.317 | 140.79 |
| 18 | 27 | TC2 John FILIPPI         | FRA | SEAT Leon WTCC          | 1:39.420 | 11 | 12   | 8.193 | 1.208 | 139.08 |

Weather/Track: Cloud 16°C / Dry 26°C

Circuit Paul Ricard  
Circuit Length: 3.841 km / 2.387 miles  
Start: 14:02 Flag: 14:32

|               |          |            |            |
|---------------|----------|------------|------------|
| Race Director | Steward: | Timekeeper | Posted at: |
|---------------|----------|------------|------------|

# 2014 FIA World Touring Car Championship

## Testing - Sector Analysis Report

Lap S1 Time S1 Spd S2 Time S2 Spd S3 Time S3 Spd Lap Time Pit Lap S1 Time S1 Spd S2 Time S2 Spd S3 Time S3 Spd Lap Time Pit

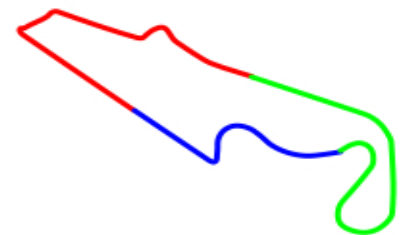
| 1 Yvan MULLER |           |       |        | FRA    |       |              |    | Citroen C-Elysee WTCC |       |        |        | TC1   |              |
|---------------|-----------|-------|--------|--------|-------|--------------|----|-----------------------|-------|--------|--------|-------|--------------|
| 1             | 13:19.304 | 184.9 | 36.732 | 26.252 | 180.3 | 14:22.288    | 8  | 36.218                | 194.5 | 31.620 | 24.570 | 180.0 | 1:32.408     |
| 2             | 36.766    | 193.2 | 31.994 | 24.723 | 180.6 | 1:33.483     | 9  | 37.298                | 185.2 | 34.529 | 30.860 | 180.0 | 1:42.687 Pit |
| 3             | 36.379    | 192.8 | 31.890 | 24.639 | 180.9 | 1:32.908     | 10 | 6:21.651              | 190.1 | 33.426 | 26.859 | 180.6 | 7:21.936     |
| 4             | 36.499    | 194.5 | 31.955 | 24.756 | 180.6 | 1:33.210     | 11 | 36.349                | 193.2 | 31.877 | 24.698 | 180.3 | 1:32.924     |
| 5             | 36.931    | 193.2 | 33.245 | 32.328 |       | 1:42.504 Pit | 12 | 36.463                | 193.5 | 32.020 | 24.713 | 180.0 | 1:33.196     |
| 6             | 6:26.852  | 185.2 | 36.330 | 27.483 | 181.5 | 7:30.665     |    |                       |       |        |        |       |              |
| 7             | 36.108    | 195.2 | 31.781 | 24.494 | 181.2 | 1:32.383     |    |                       |       |        |        |       |              |

| 2 Gabriele TARQUINI |           |       |        | ITA    |       |               |   | Honda Civic WTCC |       |        |        | TC1   |              |
|---------------------|-----------|-------|--------|--------|-------|---------------|---|------------------|-------|--------|--------|-------|--------------|
| 1                   | 12:44.705 | 188.8 | 36.641 | 36.199 |       | 13:57.545 Pit | 6 | 4:10.721         | 192.5 | 32.564 | 24.478 | 179.4 | 5:07.763     |
| 2                   | 2:56.316  | 192.1 | 34.802 | 24.778 | 178.5 | 3:55.896      | 7 | 36.521           | 192.8 | 32.050 | 24.459 | 179.1 | 1:33.030     |
| 3                   | 36.563    | 192.5 | 32.030 | 24.613 | 179.1 | 1:33.206      | 8 | 37.332           | 167.1 | 38.909 | 35.655 |       | 1:51.896 Pit |
| 4                   | 36.642    | 191.4 | 34.451 | 24.662 | 179.1 | 1:35.755      |   |                  |       |        |        |       |              |
| 5                   | 37.191    | 191.4 | 32.384 | 36.233 |       | 1:45.808 Pit  |   |                  |       |        |        |       |              |

| 3 Tom CHILTON |           |       |        | GBR      |       |               |    | Chevrolet RML Cruze TC1 |       |        |        | TC1   |          |
|---------------|-----------|-------|--------|----------|-------|---------------|----|-------------------------|-------|--------|--------|-------|----------|
| 1             | 13:06.332 | 168.7 | 40.620 | 2:00.533 |       | 15:47.485 Pit | 9  | 36.560                  | 198.1 | 32.493 | 24.316 | 183.6 | 1:33.369 |
| 2             | 1:05.056  | 168.7 | 37.833 | 28.618   | 146.9 | 2:11.507      | 10 | 36.440                  | 197.8 | 32.173 | 24.822 | 183.3 | 1:33.435 |
| 3             | 45.206    | 144.0 | 41.506 | 26.787   | 151.0 | 1:53.499      | 11 | 36.510                  | 196.7 | 32.483 | 24.398 | 183.6 | 1:33.391 |
| 4             | 41.737    | 100.0 | 38.867 | 26.130   | 171.7 | 1:46.734      | 12 | 36.623                  | 197.4 | 32.358 | 24.553 | 183.0 | 1:33.534 |
| 5             | 47.751    | 186.2 | 39.214 | 4:27.262 |       | 5:54.227 Pit  | 13 | 36.600                  | 197.0 | 32.560 | 24.497 | 183.6 | 1:33.657 |
| 6             | 1:15.118  | 194.2 | 35.451 | 24.593   | 183.3 | 2:15.162      | 14 | 36.684                  | 197.8 | 32.444 | 24.522 | 184.3 | 1:33.650 |
| 7             | 36.245    | 198.1 | 32.519 | 24.282   | 183.9 | 1:33.046      |    |                         |       |        |        |       |          |
| 8             | 36.442    | 198.1 | 32.256 | 24.256   | 183.9 | 1:32.954      |    |                         |       |        |        |       |          |

| 5 Norbert MICHELISZ |           |       |        | HUN    |       |              |    | Honda Civic WTCC |       |        |        | TC1   |              |
|---------------------|-----------|-------|--------|--------|-------|--------------|----|------------------|-------|--------|--------|-------|--------------|
| 1                   | 12:49.197 | 192.5 | 34.694 | 25.689 | 180.9 | 13:49.580    | 9  | 2:26.509         | 193.5 | 33.168 | 24.864 | 180.0 | 3:24.541     |
| 2                   | 37.512    | 191.1 | 32.993 | 24.480 | 180.0 | 1:34.985     | 10 | 37.160           | 193.5 | 32.351 | 24.728 | 179.1 | 1:34.239     |
| 3                   | 37.020    | 193.8 | 33.098 | 24.582 | 180.6 | 1:34.700     | 11 | 39.598           | 190.8 | 34.163 | 32.269 |       | 1:46.030 Pit |
| 4                   | 36.931    | 194.2 | 35.833 | 25.460 | 181.2 | 1:38.224     | 12 | 2:37.559         | 193.2 | 33.374 | 32.817 | 181.5 | 3:43.750     |
| 5                   | 37.511    | 193.8 | 35.604 | 31.732 |       | 1:44.847 Pit | 13 | 36.379           | 195.2 | 31.620 | 24.136 | 180.9 | 1:32.135     |
| 6                   | 2:19.916  | 192.8 | 33.118 | 24.727 | 179.7 | 3:17.761     | 14 | 39.602           | 191.8 | 34.627 | 25.879 | 179.7 | 1:40.108     |
| 7                   | 37.153    | 192.8 | 32.624 | 24.798 | 180.0 | 1:34.575     | 15 | 36.846           | 193.8 | 33.235 | 34.406 |       | 1:44.487 Pit |
| 8                   | 37.116    | 194.5 | 34.694 | 32.594 |       | 1:44.404 Pit |    |                  |       |        |        |       |              |

| 6 Franz ENGSTLER |           |       |        | DEU      |       |               |    | BMW E90 320 TC |       |        |          | TC2   |              |
|------------------|-----------|-------|--------|----------|-------|---------------|----|----------------|-------|--------|----------|-------|--------------|
| 1                | 13:11.755 | 173.3 | 37.593 | 1:30.981 |       | 15:20.329 Pit | 9  | 37.856         | 188.8 | 45.257 | 25.678   | 174.1 | 1:48.791     |
| 2                | 1:03.232  | 185.5 | 35.046 | 25.702   | 171.7 | 2:03.980      | 10 | 38.082         | 187.8 | 33.948 | 25.766   | 173.0 | 1:37.796     |
| 3                | 39.028    | 186.8 | 34.887 | 26.705   | 173.6 | 1:40.620      | 11 | 38.579         | 184.9 | 35.208 | 2:20.501 |       | 3:34.288 Pit |
| 4                | 38.047    | 188.8 | 34.393 | 25.807   | 172.8 | 1:38.247      | 12 | 1:11.215       | 131.8 | 38.029 | 26.146   | 172.8 | 2:15.390     |
| 5                | 37.903    | 188.1 | 34.300 | 25.809   | 174.1 | 1:38.012      | 13 | 38.160         | 187.5 | 34.116 | 25.911   | 173.6 | 1:38.187     |
| 6                | 38.000    | 187.5 | 34.061 | 3:37.806 |       | 4:49.867 Pit  | 14 | 37.602         | 188.1 | 33.902 | 25.548   | 174.4 | 1:37.052     |
| 7                | 1:03.376  | 183.0 | 37.256 | 26.023   | 174.4 | 2:06.655      |    |                |       |        |          |       |              |
| 8                | 38.138    | 188.1 | 33.482 | 25.275   | 173.9 | 1:36.895      |    |                |       |        |          |       |              |



Circuit Length - 3.841 kilometres  
Paul Ricard

Weather/Track: Cloud 16C/Dry 26C

Printed at 14:37, Friday, 18 April, 2014

© MST Systems Ltd, 2010 (www.mstworld.com)

Page 1



# 2014 FIA World Touring Car Championship

## Testing - Sector Analysis Report

Lap S1 Time S1 Spd S2 Time S2 Spd S3 Time S3 Spd Lap Time Pit Lap S1 Time S1 Spd S2 Time S2 Spd S3 Time S3 Spd Lap Time Pit

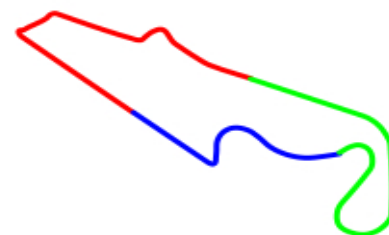
| 7 Hugo VALENTE |           |       |        |          |       | FRA          |    |          | Chevrolet RML Cruze TC1 |        |          | TC1   |              |  |
|----------------|-----------|-------|--------|----------|-------|--------------|----|----------|-------------------------|--------|----------|-------|--------------|--|
| 1              | 13:42.687 | 166.9 | 40.847 | 31.646   | 146.3 | 14:55.180    | 7  | 1:07.978 | 152.7                   | 35.304 | 24.674   | 184.6 | 2:07.956     |  |
| 2              | 43.399    | 186.5 | 35.130 | 27.023   | 176.7 | 1:45.552     | 8  | 36.468   | 200.7                   | 32.501 | 24.699   | 184.9 | 1:33.668     |  |
| 3              | 39.815    | 199.6 | 40.569 | 37.624   | 184.3 | 1:58.008     | 9  | 36.739   | 199.6                   | 32.791 | 5:54.365 |       | 7:03.895 Pit |  |
| 4              | 36.368    | 199.6 | 32.125 | 24.662   | 184.6 | 1:33.155     | 10 | 1:08.278 | 158.1                   | 36.765 | 25.371   | 183.9 | 2:10.414     |  |
| 5              | 36.421    | 201.1 | 32.390 | 24.617   | 184.9 | 1:33.428     | 11 | 35.951   | 199.2                   | 31.806 | 24.401   | 186.2 | 1:32.158     |  |
| 6              | 39.498    | 179.1 | 35.994 | 3:49.004 |       | 5:04.496 Pit |    |          |                         |        |          |       |              |  |

| 8 Pasquale DI SABATINO |           |       |        |          |       | ITA           |    |        | BMW E90 320 TC |        |        | TC2   |          |  |
|------------------------|-----------|-------|--------|----------|-------|---------------|----|--------|----------------|--------|--------|-------|----------|--|
| 1                      | 13:14.100 | 154.5 | 43.661 | 2:54.064 |       | 16:51.825 Pit | 7  | 41.093 | 156.9          | 39.346 | 25.826 | 172.8 | 1:46.265 |  |
| 2                      | 1:04.323  | 163.8 | 40.502 | 29.404   | 173.3 | 2:14.229      | 8  | 38.731 | 187.1          | 35.149 | 25.739 | 171.7 | 1:39.619 |  |
| 3                      | 38.947    | 187.5 | 35.431 | 2:38.752 |       | 3:53.130 Pit  | 9  | 38.324 | 186.8          | 34.496 | 25.720 | 172.2 | 1:38.540 |  |
| 4                      | 1:06.728  | 185.2 | 36.236 | 25.880   | 171.9 | 2:08.844      | 10 | 38.231 | 186.5          | 34.399 | 25.859 | 171.4 | 1:38.489 |  |
| 5                      | 38.364    | 186.5 | 34.947 | 25.600   | 172.5 | 1:38.911      | 11 | 38.120 | 186.2          | 34.453 | 25.639 | 172.8 | 1:38.212 |  |
| 6                      | 38.378    | 187.1 | 34.979 | 25.720   | 173.0 | 1:39.077      |    |        |                |        |        |       |          |  |

| 9 Sebastien LOEB |           |       |        |        |       | FRA          |    |          | Citroen C-Elysee WTCC |        |        | TC1   |              |  |
|------------------|-----------|-------|--------|--------|-------|--------------|----|----------|-----------------------|--------|--------|-------|--------------|--|
| 1                | 13:16.971 | 140.8 | 41.120 | 26.269 | 181.5 | 14:24.360    | 8  | 35.743   | 196.7                 | 31.387 | 24.235 | 182.4 | 1:31.365     |  |
| 2                | 37.021    | 193.8 | 32.122 | 24.355 | 182.1 | 1:33.498     | 9  | 36.107   | 195.6                 | 31.841 | 24.376 | 182.7 | 1:32.324     |  |
| 3                | 36.262    | 193.8 | 32.309 | 24.563 | 182.1 | 1:33.134     | 10 | 36.319   | 196.0                 | 31.937 | 33.214 |       | 1:41.470 Pit |  |
| 4                | 36.400    | 194.9 | 32.036 | 24.912 | 181.5 | 1:33.348     | 11 | 6:19.849 | 194.2                 | 32.318 | 24.745 |       | 7:16.912     |  |
| 5                | 36.699    | 195.2 | 32.011 | 24.567 | 182.4 | 1:33.277     | 12 | 36.147   | 195.2                 | 31.936 | 24.607 | 182.1 | 1:32.690     |  |
| 6                | 36.402    | 194.9 | 32.117 | 31.242 |       | 1:39.761 Pit |    |          |                       |        |        |       |              |  |
| 7                | 6:21.487  | 191.4 | 33.524 | 24.773 | 183.0 | 7:19.784     |    |          |                       |        |        |       |              |  |

| 10 Gianni MORBIDELLI |           |       |          |          |       | ITA           |    |          | Chevrolet RML Cruze TC1 |          |          | TC1   |              |  |
|----------------------|-----------|-------|----------|----------|-------|---------------|----|----------|-------------------------|----------|----------|-------|--------------|--|
| 1                    | 13:03.962 | 144.9 | 42.128   | 2:16.400 |       | 16:02.490 Pit | 8  | 41.699   | 178.2                   | 38.193   | 2:46.286 |       | 4:06.178 Pit |  |
| 2                    | 1:08.441  | 151.2 | 41.969   | 27.380   | 130.4 | 2:17.790      | 9  | 59.692   | 197.8                   | 32.890   | 24.875   | 182.1 | 1:57.457     |  |
| 3                    | 44.047    | 164.3 | 38.914   | 2:06.043 |       | 3:29.004 Pit  | 10 |          |                         | 1:15.772 |          |       | 3:07.421 Pit |  |
| 4                    | 57.370    | 195.2 | 33.341   | 24.956   | 183.3 | 1:55.667      | 11 | 1:03.509 | 129.3                   | 40.409   | 25.576   | 182.7 | 2:09.494     |  |
| 5                    |           |       | 1:09.203 |          | 182.4 | 1:33.682      | 12 |          |                         | 1:08.294 |          | 183.3 | 1:32.704     |  |
| 6                    | 36.756    | 197.0 | 32.519   | 24.800   | 182.1 | 1:34.075      | 13 | 36.783   | 198.5                   | 32.123   | 24.553   | 183.9 | 1:33.459     |  |
| 7                    |           |       | 1:09.709 |          | 181.8 | 1:34.723      |    |          |                         |          |          |       |              |  |

| 11 James THOMPSON |           |       |        |        |       | GBR          |    |          | LADA Granta 1.6T |        |        | TC1   |              |  |
|-------------------|-----------|-------|--------|--------|-------|--------------|----|----------|------------------|--------|--------|-------|--------------|--|
| 1                 | 13:43.975 | 168.7 | 41.515 | 29.983 | 174.4 | 14:55.473    | 9  | 41.158   | 190.8            | 34.872 | 37.467 |       | 1:53.497 Pit |  |
| 2                 | 40.466    | 191.4 | 35.307 | 25.603 | 178.8 | 1:41.376     | 10 | 3:34.465 | 191.1            | 36.378 | 25.699 | 179.1 | 4:36.542     |  |
| 3                 | 38.028    | 193.2 | 33.605 | 25.188 | 179.4 | 1:36.821     | 11 | 36.880   | 193.5            | 32.743 | 24.821 | 179.4 | 1:34.444     |  |
| 4                 | 37.769    | 193.5 | 33.316 | 24.974 | 179.4 | 1:36.059     | 12 | 37.028   | 192.8            | 32.727 | 25.006 | 178.5 | 1:34.761     |  |
| 5                 | 40.344    | 190.4 | 35.764 | 41.070 |       | 1:57.178 Pit | 13 | 37.558   | 193.8            | 32.927 | 25.056 | 179.1 | 1:35.541     |  |
| 6                 | 4:28.872  | 181.5 | 35.946 | 25.597 | 179.1 | 5:30.415     | 14 | 37.749   | 193.2            | 33.175 | 25.208 | 179.4 | 1:36.132     |  |
| 7                 | 37.599    | 192.8 | 33.376 | 25.377 | 180.0 | 1:36.352     |    |          |                  |        |        |       |              |  |
| 8                 | 37.610    | 192.5 | 33.195 | 25.109 | 179.1 | 1:35.914     |    |          |                  |        |        |       |              |  |



Circuit Length - 3.841 kilometres  
Paul Ricard

Weather/Track: Cloud 16C/Dry 26C

Printed at 14:37, Friday, 18 April, 2014

© MST Systems Ltd, 2010 (www.mstworld.com)

Page 2

# 2014 FIA World Touring Car Championship Testing - Sector Analysis Report

Lap S1 Time S1 Spd S2 Time S2 Spd S3 Time S3 Spd Lap Time Pit Lap S1 Time S1 Spd S2 Time S2 Spd S3 Time S3 Spd Lap Time Pit

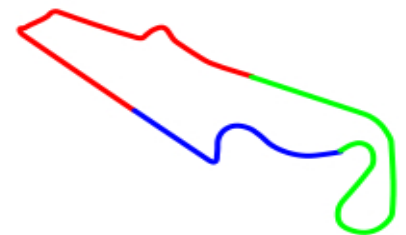
| 12 Rob HUFF |           |       |        | GBR    |           |          | LADA Granta 1.6T |          |       | TC1    |        |       |           |
|-------------|-----------|-------|--------|--------|-----------|----------|------------------|----------|-------|--------|--------|-------|-----------|
| 1           | 14:18.883 | 190.8 | 35.270 | 35.439 | 15:29.592 | Pit      | 7                | 9:17.633 | 132.1 | 40.771 | 28.204 | 180.0 | 10:26.608 |
| 2           | 2:29.969  | 192.5 | 36.407 | 27.889 | 160.0     | 3:34.265 | 8                | 36.882   | 194.5 | 32.242 | 24.916 | 180.3 | 1:34.040  |
| 3           | 42.613    | 194.5 | 37.507 | 24.992 | 179.7     | 1:45.112 | 9                | 42.869   | 171.1 | 38.056 | 26.162 | 180.3 | 1:47.087  |
| 4           | 43.637    | 185.2 | 36.022 | 27.903 | 151.4     | 1:47.562 | 10               | 37.120   | 194.5 | 32.700 | 25.092 | 179.7 | 1:34.912  |
| 5           | 44.205    | 187.8 | 33.464 | 26.375 | 179.7     | 1:44.044 | 11               | 37.207   | 194.9 | 32.599 | 25.010 | 180.0 | 1:34.816  |
| 6           | 37.441    | 193.8 | 32.459 | 34.906 |           | 1:44.806 | Pit              |          |       |        |        |       |           |

| 14 Mikhail KOZLOVSKIY |           |       |        | RUS    |       |           | LADA Granta 1.6T |        |        | TC1    |        |        |          |          |
|-----------------------|-----------|-------|--------|--------|-------|-----------|------------------|--------|--------|--------|--------|--------|----------|----------|
| 1                     | 12:51.406 | 192.1 | 38.146 | 27.027 | 167.1 | 13:56.579 | 9                | 37.473 | 193.2  | 33.244 | 25.065 | 180.0  | 1:35.782 |          |
| 2                     | 42.408    | 191.4 | 36.596 | 25.182 | 180.0 | 1:44.186  | 10               | 37.476 | 192.8  | 33.114 | 25.309 | 178.8  | 1:35.899 |          |
| 3                     | 38.106    | 192.1 | 34.292 | 25.385 | 179.1 | 1:37.783  | 11               | 37.682 | 193.2  | 33.747 | 25.370 | 180.3  | 1:36.799 |          |
| 4                     | 39.283    | 184.6 | 36.790 | 35.732 |       | 1:51.805  | Pit              | 12     | 37.656 | 192.8  | 36.115 | 28.252 | 179.1    | 1:42.023 |
| 5                     | 1:01.924  | 192.1 | 34.280 | 25.458 |       | 2:01.662  | 13               | 39.002 | 192.5  | 33.620 | 25.373 | 179.7  | 1:37.995 |          |
| 6                     | 37.864    | 192.1 | 33.530 | 30.582 |       | 1:41.976  | Pit              | 14     | 37.778 | 192.5  | 33.675 | 25.310 | 180.0    | 1:36.763 |
| 7                     | 5:59.574  | 183.9 | 35.760 | 27.083 | 180.6 | 7:02.417  | 15               | 37.598 | 193.2  | 33.521 | 25.422 | 180.6  | 1:36.541 |          |
| 8                     | 37.184    | 193.5 | 33.145 | 25.066 | 180.0 | 1:35.395  |                  |        |        |        |        |        |          |          |

| 18 Tiago MONTEIRO |          |       |        | PRT    |           |          | Honda Civic WTCC |          |        | TC1    |        |          |          |          |
|-------------------|----------|-------|--------|--------|-----------|----------|------------------|----------|--------|--------|--------|----------|----------|----------|
| 1                 |          |       |        | 179.7  | 13:47.563 | 7        | 4:45.607         | 191.4    | 32.669 | 32.395 |        | 5:50.671 | Pit      |          |
| 2                 | 37.231   | 190.4 | 32.295 | 36.000 | 170.6     | 1:45.526 | 8                | 3:14.273 | 166.4  | 33.964 | 25.257 | 181.2    | 4:13.494 |          |
| 3                 | 37.680   | 190.8 | 32.653 | 37.814 |           | 1:48.147 | Pit              | 9        | 36.790 | 192.8  | 31.670 | 24.265   | 180.3    | 1:32.725 |
| 4                 | 6:26.785 | 189.1 | 33.139 | 24.646 | 178.2     | 7:24.570 | 10               | 36.507   | 191.8  | 32.352 | 28.411 | 179.7    | 1:37.270 |          |
| 5                 | 36.666   | 191.1 | 31.986 | 25.016 | 179.1     | 1:33.668 | 11               | 38.059   | 191.1  | 32.946 | 26.936 | 176.1    | 1:37.941 |          |
| 6                 | 36.972   | 189.8 | 32.322 | 30.612 |           | 1:39.906 | Pit              |          |        |        |        |          |          |          |

| 25 Mehdi BENNANI |           |       |        | MAR    |       |           | Honda Civic WTCC |          |       | TC1    |        |       |          |     |
|------------------|-----------|-------|--------|--------|-------|-----------|------------------|----------|-------|--------|--------|-------|----------|-----|
| 1                | 12:49.616 | 192.8 | 34.944 | 25.619 | 180.9 | 13:50.179 | 8                | 3:41.471 | 179.4 | 37.196 | 28.077 | 180.0 | 4:46.744 |     |
| 2                | 37.337    | 195.2 | 33.155 | 24.680 | 181.2 | 1:35.172  | 9                | 37.439   | 194.5 | 33.078 | 31.349 | 179.1 | 1:41.866 |     |
| 3                | 37.530    | 195.2 | 33.176 | 24.437 | 181.2 | 1:35.143  | 10               | 37.164   | 196.0 | 32.858 | 31.244 |       | 1:41.266 | Pit |
| 4                | 37.211    | 196.0 | 33.366 | 24.746 | 182.1 | 1:35.323  | 11               | 3:33.282 | 172.8 | 40.351 | 24.440 | 181.8 | 4:38.073 |     |
| 5                | 37.208    | 196.7 | 32.882 | 24.630 | 181.2 | 1:34.720  | 12               | 36.688   | 196.3 | 32.077 | 24.286 | 181.5 | 1:33.051 |     |
| 6                | 37.026    | 196.0 | 32.621 | 24.928 | 180.9 | 1:34.575  | 13               | 36.912   | 194.2 | 32.578 | 58.391 |       | 2:07.881 | Pit |
| 7                | 38.050    | 194.9 | 33.702 | 32.852 |       | 1:44.604  | Pit              |          |       |        |        |       |          |     |

| 27 John FILIPPI |           |       |        | FRA      |       |           | SEAT Leon WTCC |          |        | TC2    |          |        |          |          |
|-----------------|-----------|-------|--------|----------|-------|-----------|----------------|----------|--------|--------|----------|--------|----------|----------|
| 1               | 13:23.045 | 144.5 | 46.312 | 28.888   | 173.6 | 14:38.245 | 8              | 42.354   | 184.9  | 35.599 | 26.280   | 172.8  | 1:44.233 |          |
| 2               | 42.729    | 186.2 | 38.344 | 27.517   | 173.0 | 1:48.590  | 9              | 39.579   | 188.4  | 34.638 | 2:34.226 |        | 3:48.443 | Pit      |
| 3               | 41.992    | 188.1 | 36.282 | 26.998   | 171.4 | 1:45.272  | 10             | 1:08.391 | 186.2  | 36.407 | 32.208   | 144.1  | 2:17.006 |          |
| 4               | 41.849    | 189.4 | 35.358 | 7:08.738 |       | 8:25.945  | Pit            | 11       | 39.156 | 188.1  | 34.463   | 25.801 | 175.6    | 1:39.420 |
| 5               | 1:07.397  | 185.8 | 37.698 | 27.010   | 173.6 | 2:12.105  | 12             | 38.628   | 189.8  | 34.678 | 27.348   | 174.1  | 1:40.654 |          |
| 6               | 42.471    | 179.1 | 39.341 | 26.707   | 172.8 | 1:48.519  |                |          |        |        |          |        |          |          |
| 7               | 40.344    | 184.6 | 36.076 | 26.403   | 174.7 | 1:42.823  |                |          |        |        |          |        |          |          |



Circuit Length - 3.841 kilometres  
Paul Ricard

Weather/Track: Cloud 16C/Dry 26C

Printed at 14:37, Friday, 18 April, 2014

© MST Systems Ltd, 2010 (www.mstworld.com)

Page 3

# 2014 FIA World Touring Car Championship

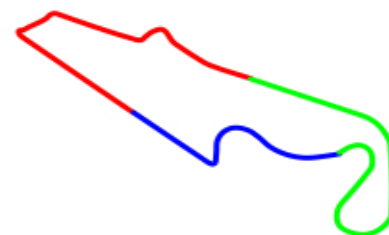
## Testing - Sector Analysis Report

Lap S1 Time S1 Spd S2 Time S2 Spd S3 Time S3 Spd Lap Time Pit Lap S1 Time S1 Spd S2 Time S2 Spd S3 Time S3 Spd Lap Time Pit

| 37 Jose Maria LOPEZ |           |       |        | ARG    |       |              |    | Citroen C-Elysee WTCC |       |        |        | TC1   |              |
|---------------------|-----------|-------|--------|--------|-------|--------------|----|-----------------------|-------|--------|--------|-------|--------------|
| 1                   | 12:58.230 | 191.4 | 32.686 | 26.123 | 180.0 | 13:57.039    | 7  | 8:02.738              | 192.1 | 32.124 | 24.749 | 180.0 | 8:59.611     |
| 2                   | 36.304    | 193.5 | 31.514 | 24.340 | 180.3 | 1:32.158     | 8  | 36.985                | 193.2 | 32.014 | 24.857 | 180.3 | 1:33.856     |
| 3                   | 36.395    | 193.5 | 32.058 | 24.486 | 180.6 | 1:32.939     | 9  | 36.928                | 193.8 | 32.004 | 29.374 |       | 1:38.306 Pit |
| 4                   | 36.569    | 194.2 | 32.103 | 24.710 | 181.2 | 1:33.382     | 10 | 5:43.399              | 186.5 | 34.281 | 26.444 | 181.2 | 6:44.124     |
| 5                   | 36.861    | 193.5 | 32.223 | 24.688 | 180.3 | 1:33.772     | 11 | 35.815                | 195.2 | 31.219 | 24.193 | 181.2 | 1:31.227     |
| 6                   | 37.120    | 194.5 | 32.027 | 33.490 |       | 1:42.637 Pit |    |                       |       |        |        |       |              |

| 77 Rene MUNNICH |           |       |        | DEU      |       |              |    | Chevrolet RML Cruze TC1 |       |          |          | TC1   |              |
|-----------------|-----------|-------|--------|----------|-------|--------------|----|-------------------------|-------|----------|----------|-------|--------------|
| 1               | 13:07.398 | 166.4 | 40.830 | 29.193   | 142.1 | 14:17.421    | 8  |                         |       | 1:11.411 |          | 181.8 | 1:36.463     |
| 2               | 46.329    | 196.0 | 36.697 | 27.795   | 156.5 | 1:50.821     | 9  | 37.873                  | 196.0 | 35.691   | 2:29.352 |       | 3:42.916 Pit |
| 3               | 42.368    | 178.8 | 36.955 | 4:15.233 |       | 5:34.556 Pit | 10 | 1:21.010                | 168.4 | 40.853   | 28.831   | 182.7 | 2:30.694     |
| 4               | 1:00.378  | 195.6 | 35.431 | 27.706   | 182.7 | 2:03.515     | 11 | 36.729                  | 197.4 | 32.498   | 24.535   | 183.0 | 1:33.762     |
| 5               | 37.357    | 194.5 | 33.453 | 24.912   | 183.3 | 1:35.722     | 12 | 36.604                  | 194.9 | 32.691   | 25.055   | 181.5 | 1:34.350     |
| 6               | 37.031    | 197.8 | 33.647 | 24.907   | 182.4 | 1:35.585     | 13 | 37.109                  | 197.4 | 32.830   | 24.850   | 181.8 | 1:34.789     |
| 7               | 38.017    | 197.0 | 33.346 | 25.176   | 181.2 | 1:36.539     |    |                         |       |          |          |       |              |

| 98 Dusan BORKOVIC |           |       |        | SRB      |       |              |    | Chevrolet RML Cruze TC1 |       |        |          | TC1   |              |
|-------------------|-----------|-------|--------|----------|-------|--------------|----|-------------------------|-------|--------|----------|-------|--------------|
| 1                 | 13:01.075 | 166.4 | 36.650 | 26.118   | 183.0 | 14:03.843    | 8  | 36.601                  | 196.3 | 32.551 | 24.710   | 183.9 | 1:33.862     |
| 2                 | 37.032    | 196.7 | 33.295 | 24.970   | 183.3 | 1:35.297     | 9  | 36.506                  | 197.0 | 32.941 | 24.797   | 184.3 | 1:34.244     |
| 3                 | 36.746    | 196.0 | 33.138 | 24.749   | 184.3 | 1:34.633     | 10 | 40.963                  | 198.5 | 33.471 | 6:31.866 |       | 7:46.300 Pit |
| 4                 | 36.729    | 196.3 | 33.240 | 24.776   | 183.9 | 1:34.745     | 11 | 1:17.342                | 145.1 | 39.162 | 29.439   | 184.9 | 2:25.943     |
| 5                 | 38.741    | 195.6 | 35.586 | 4:31.129 |       | 5:45.456 Pit | 12 | 36.586                  | 197.4 | 32.407 | 24.610   | 184.3 | 1:33.603     |
| 6                 | 1:03.508  | 170.3 | 34.837 | 25.181   | 184.9 | 2:03.526     |    |                         |       |        |          |       |              |
| 7                 | 35.761    | 198.1 | 32.550 | 24.646   | 184.3 | 1:32.957     |    |                         |       |        |          |       |              |



Circuit Length - 3.841 kilometres  
Paul Ricard

Weather/Track: Cloud 16C/Dry 26C

Printed at 14:37, Friday, 18 April, 2014

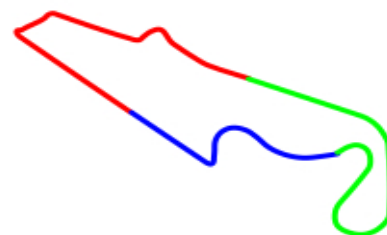
© MST Systems Ltd, 2010 (www.mstworld.com)

Page 4

# 2014 FIA World Touring Car Championship Testing - Best Sector Times Report

| POS | SECTOR 1 |        |     | SECTOR 2 |        |     | SECTOR 3 |        |     | NO | NAME       | IDEAL/BEST LAP COMPARISON |          |      | DIFF    |
|-----|----------|--------|-----|----------|--------|-----|----------|--------|-----|----|------------|---------------------------|----------|------|---------|
|     | NO       | TIME   | LAP | NO       | TIME   | LAP | NO       | TIME   | LAP |    |            | NO                        | IDEAL    | BEST |         |
| 1   | 9        | 35.743 | 8   | 37       | 31.219 | 11  | 5        | 24.136 | 13  | 37 | LOPEZ      | 1:31.227                  | 1:31.227 | 11   | + 0.000 |
| 2   | 98       | 35.761 | 7   | 9        | 31.387 | 8   | 37       | 24.193 | 11  | 9  | LOEB       | 1:31.365                  | 1:31.365 | 8    | + 0.000 |
| 3   | 37       | 35.815 | 11  | 1        | 31.620 | 8   | 9        | 24.235 | 8   | 5  | MICHELISZ  | 1:32.135                  | 1:32.135 | 13   | + 0.000 |
| 4   | 7        | 35.951 | 11  | 5        | 31.620 | 13  | 3        | 24.256 | 8   | 7  | VALENTE    | 1:32.158                  | 1:32.158 | 11   | + 0.000 |
| 5   | 1        | 36.108 | 7   | 18       | 31.670 | 9   | 18       | 24.265 | 9   | 1  | MULLER     | 1:32.222                  | 1:32.383 | 7    | + 0.161 |
| 6   | 3        | 36.245 | 7   | 7        | 31.806 | 11  | 25       | 24.286 | 12  | 18 | MONTEIRO   | 1:32.442                  | 1:32.725 | 9    | + 0.283 |
| 7   | 5        | 36.379 | 13  | 2        | 32.030 | 3   | 7        | 24.401 | 11  | 3  | CHILTON    | 1:32.674                  | 1:32.954 | 8    | + 0.280 |
| 8   | 18       | 36.507 | 10  | 25       | 32.077 | 12  | 2        | 24.459 | 7   | 98 | BORKOVIC   | 1:32.778                  | 1:32.957 | 7    | + 0.179 |
| 9   | 2        | 36.521 | 7   | 10       | 32.123 | 13  | 1        | 24.494 | 7   | 2  | TARQUINI   | 1:33.010                  | 1:33.030 | 7    | + 0.020 |
| 10  | 77       | 36.604 | 12  | 3        | 32.173 | 10  | 77       | 24.535 | 11  | 25 | BENNANI    | 1:33.051                  | 1:33.051 | 12   | + 0.000 |
| 11  | 25       | 36.688 | 12  | 12       | 32.242 | 8   | 10       | 24.553 | 13  | 10 | MORBIDELL  | 1:33.432                  | 1:32.704 | 12   | + 0.728 |
| 12  | 10       | 36.756 | 6   | 98       | 32.407 | 12  | 98       | 24.610 | 12  | 77 | MUNNICH    | 1:33.637                  | 1:33.762 | 11   | + 0.125 |
| 13  | 11       | 36.880 | 11  | 77       | 32.498 | 11  | 11       | 24.821 | 11  | 12 | HUFF       | 1:34.040                  | 1:34.040 | 8    | + 0.000 |
| 14  | 12       | 36.882 | 8   | 11       | 32.727 | 12  | 12       | 24.916 | 8   | 11 | THOMPSON   | 1:34.428                  | 1:34.444 | 11   | + 0.016 |
| 15  | 14       | 37.184 | 8   | 14       | 33.114 | 10  | 14       | 25.065 | 9   | 14 | KOZLOVSKI  | 1:35.363                  | 1:35.395 | 8    | + 0.032 |
| 16  | 6        | 37.602 | 14  | 6        | 33.482 | 8   | 6        | 25.275 | 8   | 6  | ENGSTLER   | 1:36.359                  | 1:36.895 | 8    | + 0.536 |
| 17  | 8        | 38.120 | 11  | 8        | 34.399 | 10  | 8        | 25.600 | 5   | 8  | DI SABATIN | 1:38.119                  | 1:38.212 | 11   | + 0.093 |
| 18  | 27       | 38.628 | 12  | 27       | 34.463 | 11  | 27       | 25.801 | 11  | 27 | FILIPPI    | 1:38.892                  | 1:39.420 | 11   | + 0.528 |

'Perfect Lap' - 1:31.098

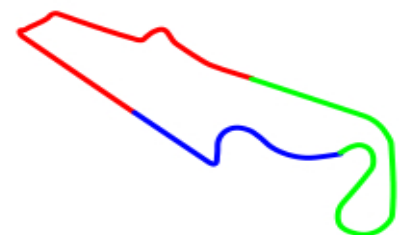


Circuit Length - 3.841 kilometres  
Paul Ricard

Weather/Track: Cloud 16C/Dry 26C

# 2014 FIA World Touring Car Championship Testing - Best Sector Speeds Report

| SECTOR 1 |    |             |       |     | SECTOR 2 |                         | SECTOR 3 |      |       |     |
|----------|----|-------------|-------|-----|----------|-------------------------|----------|------|-------|-----|
| POS      | NO | NAME        | SPEED | LAP | NO       | NO SPEED TRAP AVAILABLE | NO       | NAME | SPEED | LAP |
| 1        | 7  | VALENTE     | 201.1 | 5   | 7        | VALENTE                 | 186.2    | 11   |       |     |
| 2        | 10 | MORBIDELLI  | 198.5 | 13  | 98       | BORKOVIC                | 184.9    | 6    |       |     |
| 3        | 98 | BORKOVIC    | 198.5 | 10  | 3        | CHILTON                 | 184.3    | 14   |       |     |
| 4        | 3  | CHILTON     | 198.1 | 7   | 10       | MORBIDELLI              | 183.9    | 13   |       |     |
| 5        | 77 | MUNNICH     | 197.8 | 6   | 77       | MUNNICH                 | 183.3    | 5    |       |     |
| 6        | 9  | LOEB        | 196.7 | 8   | 9        | LOEB                    | 183.0    | 7    |       |     |
| 7        | 25 | BENNANI     | 196.7 | 5   | 25       | BENNANI                 | 182.1    | 4    |       |     |
| 8        | 1  | MULLER      | 195.2 | 7   | 1        | MULLER                  | 181.5    | 6    |       |     |
| 9        | 5  | MICHELISZ   | 195.2 | 13  | 5        | MICHELISZ               | 181.5    | 12   |       |     |
| 10       | 37 | LOPEZ       | 195.2 | 11  | 18       | MONTEIRO                | 181.2    | 8    |       |     |
| 11       | 12 | HUFF        | 194.9 | 11  | 37       | LOPEZ                   | 181.2    | 4    |       |     |
| 12       | 11 | THOMPSON    | 193.8 | 13  | 14       | KOZLOVSKIY              | 180.6    | 7    |       |     |
| 13       | 14 | KOZLOVSKIY  | 193.5 | 8   | 12       | HUFF                    | 180.3    | 8    |       |     |
| 14       | 2  | TARQUINI    | 192.8 | 7   | 11       | THOMPSON                | 180.0    | 7    |       |     |
| 15       | 18 | MONTEIRO    | 192.8 | 9   | 2        | TARQUINI                | 179.4    | 6    |       |     |
| 16       | 27 | FILIPPI     | 189.8 | 12  | 27       | FILIPPI                 | 175.6    | 11   |       |     |
| 17       | 6  | ENGSTLER    | 188.8 | 4   | 6        | ENGSTLER                | 174.4    | 7    |       |     |
| 18       | 8  | DI SABATINO | 187.5 | 3   | 8        | DI SABATINO             | 173.3    | 2    |       |     |



Circuit Length - 3.841 kilometres  
Paul Ricard

Weather/Track: Cloud 16C/Dry 26C

## FIA WORLD TOURING CAR CHAMPIONSHIP FREE PRACTICE 1 - CLASSIFICATION

| NO | CL | DRIVER                   | NAT | CAR                     | TIME     | ON | LAPS | GAP   | DIFF  | KM/H   |
|----|----|--------------------------|-----|-------------------------|----------|----|------|-------|-------|--------|
| 1  | 9  | TC1 Sebastien LOEB       | FRA | Citroen C-Elysee WTCC   | 1:30.891 | 3  | 15   |       |       | 152.13 |
| 2  | 7  | TC1 Hugo VALENTE         | FRA | Chevrolet RML Cruze TC1 | 1:31.037 | 9  | 10   | 0.146 | 0.146 | 151.88 |
| 3  | 37 | TC1 Jose Maria LOPEZ     | ARG | Citroen C-Elysee WTCC   | 1:31.039 | 3  | 13   | 0.148 | 0.002 | 151.88 |
| 4  | 1  | TC1 Yvan MULLER          | FRA | Citroen C-Elysee WTCC   | 1:31.390 | 2  | 4    | 0.499 | 0.351 | 151.30 |
| 5  | 3  | TC1 Tom CHILTON          | GBR | Chevrolet RML Cruze TC1 | 1:31.489 | 9  | 13   | 0.598 | 0.099 | 151.13 |
| 6  | 18 | TC1 Tiago MONTEIRO       | PRT | Honda Civic WTCC        | 1:31.664 | 3  | 14   | 0.773 | 0.175 | 150.85 |
| 7  | 2  | TC1 Gabriele TARQUINI    | ITA | Honda Civic WTCC        | 1:31.747 | 10 | 12   | 0.856 | 0.083 | 150.71 |
| 8  | 5  | TC1 Norbert MICHELISZ    | HUN | Honda Civic WTCC        | 1:31.893 | 13 | 13   | 1.002 | 0.146 | 150.47 |
| 9  | 98 | TC1 Dusan BORKOVIC       | SRB | Chevrolet RML Cruze TC1 | 1:32.312 | 5  | 13   | 1.421 | 0.419 | 149.79 |
| 10 | 77 | TC1 Rene MUNNICH         | DEU | Chevrolet RML Cruze TC1 | 1:32.589 | 6  | 13   | 1.698 | 0.277 | 149.34 |
| 11 | 11 | TC1 James THOMPSON       | GBR | Lada Granta 1.6T        | 1:32.604 | 11 | 12   | 1.713 | 0.015 | 149.31 |
| 12 | 12 | TC1 Rob HUFF             | GBR | Lada Granta 1.6T        | 1:32.887 | 6  | 14   | 1.996 | 0.283 | 148.86 |
| 13 | 10 | TC1 Gianni MORBIDELLI    | ITA | Chevrolet RML Cruze TC1 | 1:32.889 | 11 | 12   | 1.998 | 0.002 | 148.86 |
| 14 | 25 | TC1 Mehdi BENNANI        | MAR | Honda Civic WTCC        | 1:33.134 | 5  | 15   | 2.243 | 0.245 | 148.46 |
| 15 | 14 | TC1 Mikhail KOZLOVSKIY   | RUS | Lada Granta 1.6T        | 1:33.725 | 11 | 15   | 2.834 | 0.591 | 147.53 |
| 16 | 6  | TC2 Franz ENGSTLER       | DEU | BMW E90 320 TC          | 1:35.707 | 4  | 5    | 4.816 | 1.982 | 144.47 |
| 17 | 8  | TC2 Pasquale DI SABATINO | ITA | BMW E90 320 TC          | 1:36.369 | 4  | 6    | 5.478 | 0.662 | 143.48 |
| 18 | 27 | TC2 John FILIPPI         | FRA | SEAT Leon WTCC          | 1:36.927 | 13 | 16   | 6.036 | 0.558 | 142.65 |

For Media Information Purposes - No Regulatory Value.

Circuit Paul Ricard  
Circuit Length: 3.841 km / 2.387 miles  
Start: 9:15 Flag: 9:51

Weather/Track: Sun 11°C / Dry 17°C

|               |          |            |            |
|---------------|----------|------------|------------|
| Race Director | Steward: | Timekeeper | Posted at: |
|---------------|----------|------------|------------|

www.mstworld.com

Printed -9:54 Saturday, 19 April 2014



Circuit Paul Ricard, Le Castellet - 19 / 20 April 2014

[www.fiawtcc.com](http://www.fiawtcc.com)

# 2014 FIA World Touring Car Championship

## Free Practice 1 - Sector Analysis Report

Lap S1 Time S1 Spd S2 Time S2 Spd S3 Time S3 Spd Lap Time Pit Lap S1 Time S1 Spd S2 Time S2 Spd S3 Time S3 Spd Lap Time Pit

| 1 Yvan MULLER |           |       | FRA    |        |       | Citroen C-Elysee WTCC |   |          | TC1   |        |        |          |
|---------------|-----------|-------|--------|--------|-------|-----------------------|---|----------|-------|--------|--------|----------|
| 1             | 12:03.724 | 167.4 | 36.035 | 26.057 | 180.3 | 13:05.816             | 4 | 5:03.629 | 170.8 | 37.724 | 27.892 | 6:09.245 |
| 2             | 35.834    | 196.3 | 31.293 | 24.263 | 181.2 | 1:31.390              |   |          |       |        |        |          |
| 3             | 41.026    | 161.9 | 39.657 | 37.507 |       | 1:58.190 Pit          |   |          |       |        |        |          |

| 2 Gabriele TARQUINI |           |       | ITA    |        |       | Honda Civic WTCC |    |          | TC1   |        |        |              |              |
|---------------------|-----------|-------|--------|--------|-------|------------------|----|----------|-------|--------|--------|--------------|--------------|
| 1                   | 11:01.831 | 190.4 | 34.012 | 24.827 | 176.7 | 12:00.670        | 8  | 38.661   | 192.1 | 37.329 | 32.461 | 1:48.451 Pit |              |
| 2                   | 36.813    | 192.5 | 31.554 | 24.231 | 176.1 | 1:32.598         | 9  | 3:52.965 | 191.8 | 34.189 | 24.999 | 176.7        | 4:52.153     |
| 3                   | 36.057    | 194.2 | 31.608 | 24.333 | 178.5 | 1:31.998         | 10 | 35.904   | 195.2 | 31.371 | 24.472 | 177.3        | 1:31.747     |
| 4                   | 39.844    | 192.8 | 34.475 | 35.092 |       | 1:49.411 Pit     | 11 | 37.435   | 193.2 | 35.275 | 24.952 | 177.6        | 1:37.662     |
| 5                   | 14:01.985 | 192.1 | 33.725 | 24.540 | 177.6 | 15:00.250        | 12 | 36.106   | 194.9 | 36.987 | 39.139 |              | 1:52.232 Pit |
| 6                   | 36.071    | 194.2 | 31.499 | 24.305 | 178.8 | 1:31.875         |    |          |       |        |        |              |              |
| 7                   | 35.894    | 195.2 | 31.504 | 24.352 | 178.2 | 1:31.750         |    |          |       |        |        |              |              |

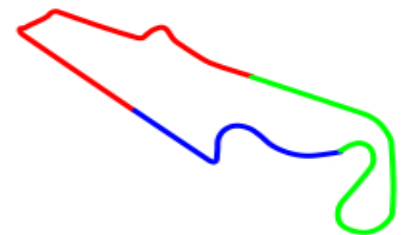
| 3 Tom CHILTON |           |       | GBR    |          |       | Chevrolet RML Cruze TC1 |    |        | TC1   |        |          |       |              |
|---------------|-----------|-------|--------|----------|-------|-------------------------|----|--------|-------|--------|----------|-------|--------------|
| 1             | 11:20.726 | 156.2 | 42.347 | 2:05.221 |       | 14:08.294 Pit           | 8  | 35.749 | 203.0 | 31.699 | 24.041   | 182.7 | 1:31.489     |
| 2             | 1:06.850  | 155.6 | 36.280 | 27.346   | 148.7 | 2:10.476                | 9  | 36.165 | 200.0 | 37.094 | 3:19.035 |       | 4:32.294 Pit |
| 3             | 43.586    | 152.7 | 38.091 | 28.003   | 144.5 | 1:49.680                | 10 | 58.731 | 156.0 | 39.031 | 25.069   | 182.4 | 2:02.831     |
| 4             | 43.823    | 189.8 | 37.370 | 1:57.158 |       | 3:18.351 Pit            | 11 | 35.829 | 199.6 | 31.695 | 24.067   | 182.4 | 1:31.591     |
| 5             | 1:15.694  | 193.2 | 34.984 | 25.097   | 183.0 | 2:15.775                | 12 | 35.855 | 197.8 | 32.754 | 24.293   | 182.4 | 1:32.902     |
| 6             | 9:14.361  | 195.2 | 33.728 | 25.101   | 183.3 | 10:13.190               |    |        |       |        |          |       |              |
| 7             | 36.109    | 198.8 | 31.518 | 24.119   | 183.6 | 1:31.746                |    |        |       |        |          |       |              |

| 5 Norbert MICHELISZ |           |       | HUN    |        |       | Honda Civic WTCC |    |          | TC1   |        |        |       |              |
|---------------------|-----------|-------|--------|--------|-------|------------------|----|----------|-------|--------|--------|-------|--------------|
| 1                   | 11:05.411 | 189.1 | 34.652 | 25.427 | 177.9 | 12:05.490        | 8  | 36.105   | 195.2 | 32.575 | 24.302 | 180.3 | 1:32.982     |
| 2                   | 36.629    | 192.5 | 35.218 | 25.217 | 178.8 | 1:37.064         | 9  | 36.226   | 194.9 | 31.502 | 24.317 | 179.4 | 1:32.045     |
| 3                   | 36.169    | 194.9 | 31.557 | 24.170 | 180.3 | 1:31.896         | 10 | 36.154   | 195.2 | 31.783 | 24.439 | 179.7 | 1:32.376     |
| 4                   | 36.251    | 195.2 | 31.613 | 24.460 | 180.0 | 1:32.324         | 11 | 37.553   | 194.2 | 34.437 | 31.221 |       | 1:43.211 Pit |
| 5                   | 38.194    | 187.1 | 36.344 | 31.042 |       | 1:45.580 Pit     | 12 | 2:14.458 | 195.2 | 32.448 | 24.585 | 178.8 | 3:11.491     |
| 6                   | 3:59.340  | 195.2 | 32.340 | 24.439 | 179.4 | 4:56.119         | 13 | 36.037   | 196.0 | 31.499 | 24.357 | 178.8 | 1:31.893     |
| 7                   | 7:30.373  | 191.4 | 34.219 | 25.548 | 180.3 | 8:30.140         |    |          |       |        |        |       |              |

| 6 Franz ENGSTLER |           |       | DEU    |        |       | BMW E90 320 TC |   |        | TC2   |        |        |       |          |
|------------------|-----------|-------|--------|--------|-------|----------------|---|--------|-------|--------|--------|-------|----------|
| 1                | 11:25.821 | 183.6 | 35.329 | 25.913 | 172.5 | 12:27.063      | 4 | 37.235 | 189.8 | 33.272 | 25.200 | 173.6 | 1:35.707 |
| 2                | 37.591    | 187.8 | 33.705 | 25.100 | 172.5 | 1:36.396       | 5 | 38.887 | 187.1 | 35.629 | 31.350 | 95.6  | 1:45.866 |
| 3                | 41.435    | 186.5 | 34.329 | 26.665 | 173.9 | 1:42.429       |   |        |       |        |        |       |          |

| 7 Hugo VALENTE |           |       | FRA    |        |       | Chevrolet RML Cruze TC1 |    |          | TC1   |        |          |       |              |
|----------------|-----------|-------|--------|--------|-------|-------------------------|----|----------|-------|--------|----------|-------|--------------|
| 1              | 12:42.717 | 160.2 | 37.362 | 25.159 | 183.3 | 13:45.238               | 7  | 35.670   | 201.8 | 31.987 | 3:15.096 |       | 4:22.753 Pit |
| 2              | 36.017    | 201.8 | 31.973 | 24.132 | 185.5 | 1:32.122                | 8  | 1:08.091 | 173.0 | 32.749 | 24.150   | 184.9 | 2:04.990     |
| 3              | 35.683    | 200.7 | 33.203 | 24.276 | 184.9 | 1:33.162                | 9  | 35.380   | 203.0 | 31.529 | 24.128   | 184.6 | 1:31.037     |
| 4              | 35.939    | 202.2 | 31.790 | 24.233 | 185.8 | 1:31.962                | 10 | 35.407   | 203.3 | 31.602 | 24.088   | 184.9 | 1:31.097     |
| 5              | 13:06.511 | 113.8 | 38.572 | 26.943 | 183.9 | 14:12.026               |    |          |       |        |          |       |              |
| 6              | 35.949    | 201.1 | 31.913 | 24.254 | 185.5 | 1:32.116                |    |          |       |        |          |       |              |

| 8 Pasquale DI SABATINO |           |       | ITA    |        |       | BMW E90 320 TC |   |        | TC2   |        |          |       |              |
|------------------------|-----------|-------|--------|--------|-------|----------------|---|--------|-------|--------|----------|-------|--------------|
| 1                      | 11:26.344 | 186.5 | 35.904 | 25.811 | 173.0 | 12:28.059      | 5 | 40.650 | 186.8 | 35.375 | 3:04.821 |       | 4:20.846 Pit |
| 2                      | 38.071    | 187.8 | 34.147 | 25.429 | 173.0 | 1:37.647       | 6 | 56.523 | 188.4 | 34.656 | 25.232   | 173.9 | 1:56.411     |
| 3                      | 37.640    | 188.8 | 33.978 | 25.429 | 173.9 | 1:37.047       |   |        |       |        |          |       |              |
| 4                      | 37.331    | 189.8 | 33.619 | 25.419 | 171.9 | 1:36.369       |   |        |       |        |          |       |              |



Circuit Length - 3.841 kilometres  
Paul Ricard

Weather/Track: Sun 11C/Dry 17C

Printed at 09:54, Saturday, 19 April, 2014

© MST Systems Ltd, 2010 (www.mstworld.com)

Page 1



# 2014 FIA World Touring Car Championship

## Free Practice 1 - Sector Analysis Report

Lap S1 Time S1 Spd S2 Time S2 Spd S3 Time S3 Spd Lap Time Pit Lap S1 Time S1 Spd S2 Time S2 Spd S3 Time S3 Spd Lap Time Pit

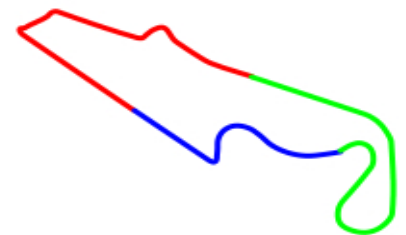
| 9 Sebastien LOEB |           |       |        | FRA Citroen C-Elysee WTCC |       |              |    | TC1      |       |        |        |       |              |
|------------------|-----------|-------|--------|---------------------------|-------|--------------|----|----------|-------|--------|--------|-------|--------------|
| 1                | 11:19.327 | 187.5 | 33.032 | 29.737                    |       | 12:22.096    | 9  | 35.583   | 197.8 | 31.448 | 24.414 | 182.4 | 1:31.445     |
| 2                | 35.669    | 197.4 | 31.434 | 24.183                    | 183.0 | 1:31.286     | 10 | 35.634   |       | 31.415 | 24.417 | 182.4 | 1:31.466     |
| 3                | 35.610    | 198.1 | 31.181 | 24.100                    |       | 1:30.891     | 11 | 35.794   | 198.1 | 32.621 | 29.163 |       | 1:37.578 Pit |
| 4                | 35.623    | 198.1 | 31.581 | 24.321                    | 183.0 | 1:31.525     | 12 | 2:25.194 | 196.7 | 32.637 | 25.139 | 180.6 | 3:22.970     |
| 5                | 35.694    | 200.3 | 31.002 | 24.332                    | 183.9 | 1:31.028     | 13 | 35.650   | 199.2 | 31.418 | 24.549 | 181.8 | 1:31.617     |
| 6                | 35.640    | 198.8 | 31.753 | 35.163                    |       | 1:42.556 Pit | 14 | 36.141   | 198.8 | 31.617 | 24.758 | 181.5 | 1:32.516     |
| 7                | 11:50.385 | 165.8 | 34.868 | 25.522                    |       | 12:50.775    | 15 | 36.090   | 198.1 | 32.811 | 31.633 |       | 1:40.534 Pit |
| 8                | 35.646    | 198.1 | 31.157 | 24.285                    | 182.7 | 1:31.088     |    |          |       |        |        |       |              |

| 10 Gianni MORBIDELLI |           |       |        | ITA Chevrolet RML Cruze TC1 |       |              |    | TC1      |       |        |          |       |              |
|----------------------|-----------|-------|--------|-----------------------------|-------|--------------|----|----------|-------|--------|----------|-------|--------------|
| 1                    | 11:25.740 | 119.4 | 42.523 | 28.234                      | 163.6 | 12:36.497    | 8  | 36.915   | 199.2 | 32.283 | 3:44.789 |       | 4:53.987 Pit |
| 2                    | 42.529    | 138.2 | 38.230 | 2:45.614                    |       | 4:06.373 Pit | 9  | 1:14.265 | 199.2 | 32.315 | 24.730   | 181.5 | 2:11.310     |
| 3                    | 1:14.473  | 200.0 | 33.393 | 25.570                      | 183.6 | 2:13.436     | 10 | 36.375   | 200.0 | 32.057 | 24.678   | 183.0 | 1:33.110     |
| 4                    | 36.634    | 200.0 | 32.082 | 24.449                      | 183.3 | 1:33.165     | 11 | 36.113   | 200.7 | 32.222 | 24.554   | 182.4 | 1:32.889     |
| 5                    | 10:34.857 | 193.2 | 34.202 | 24.807                      | 183.3 | 11:33.866    | 12 | 36.155   | 200.7 | 32.299 | 24.751   | 181.5 | 1:33.205     |
| 6                    | 36.399    | 198.8 | 32.040 | 24.645                      | 181.8 | 1:33.084     |    |          |       |        |          |       |              |
| 7                    | 36.413    | 199.2 | 32.089 | 24.653                      | 184.3 | 1:33.155     |    |          |       |        |          |       |              |

| 11 James THOMPSON |           |       |        | GBR LADA Granta 1.6T |       |              |    | TC1      |       |        |        |       |              |
|-------------------|-----------|-------|--------|----------------------|-------|--------------|----|----------|-------|--------|--------|-------|--------------|
| 1                 | 11:07.246 | 190.8 | 36.882 | 25.560               | 180.6 | 12:09.688    | 8  | 36.381   | 195.6 | 32.149 | 24.756 | 178.5 | 1:33.286     |
| 2                 | 39.899    | 169.0 | 40.370 | 25.609               | 178.5 | 1:45.878     | 9  | 39.649   | 194.5 | 34.670 | 34.181 |       | 1:48.500 Pit |
| 3                 | 36.684    | 196.3 | 32.207 | 24.595               | 180.9 | 1:33.486     | 10 | 3:11.332 | 145.3 | 35.518 | 25.058 | 180.0 | 4:11.908     |
| 4                 | 36.547    | 195.6 | 32.139 | 24.838               | 178.8 | 1:33.524     | 11 | 35.972   | 197.4 | 31.955 | 24.677 | 178.2 | 1:32.604     |
| 5                 | 39.711    | 196.3 | 35.060 | 36.932               |       | 1:51.703 Pit | 12 | 37.808   | 193.8 | 34.549 | 36.921 |       | 1:49.278 Pit |
| 6                 | 11:50.966 | 194.2 | 33.748 | 24.916               | 179.4 | 12:49.630    |    |          |       |        |        |       |              |
| 7                 | 36.868    | 194.5 | 32.333 | 24.649               | 179.7 | 1:33.850     |    |          |       |        |        |       |              |

| 12 Rob HUFF |           |       |        | GBR LADA Granta 1.6T |       |              |    | TC1      |       |        |        |       |              |
|-------------|-----------|-------|--------|----------------------|-------|--------------|----|----------|-------|--------|--------|-------|--------------|
| 1           | 11:09.105 | 192.8 | 36.105 | 25.859               | 179.7 | 12:11.069    | 9  | 36.687   | 196.7 | 32.431 | 24.946 | 179.7 | 1:34.064     |
| 2           | 39.389    | 176.4 | 35.147 | 25.322               | 179.1 | 1:39.858     | 10 | 36.831   | 195.6 | 32.297 | 30.635 |       | 1:39.763 Pit |
| 3           | 38.504    | 162.1 | 38.851 | 28.178               | 159.5 | 1:45.533     | 11 | 5:43.399 | 196.7 | 32.625 | 25.061 | 178.2 | 6:41.085     |
| 4           | 40.081    | 196.7 | 33.079 | 26.423               | 179.4 | 1:39.583     | 12 | 36.587   | 197.4 | 32.108 | 24.713 | 179.7 | 1:33.408     |
| 5           | 39.100    | 195.6 | 33.127 | 24.824               | 180.0 | 1:37.051     | 13 | 36.570   | 197.8 | 32.263 | 24.875 | 179.7 | 1:33.708     |
| 6           | 36.379    | 197.4 | 31.953 | 24.555               | 179.7 | 1:32.887     | 14 | 36.343   | 197.0 | 36.432 | 34.222 |       | 1:46.997 Pit |
| 7           | 36.504    | 197.8 | 32.074 | 34.974               |       | 1:43.552 Pit |    |          |       |        |        |       |              |
| 8           | 8:51.448  | 197.4 | 34.207 | 25.087               | 180.9 | 9:50.742     |    |          |       |        |        |       |              |

| 14 Mikhail KOZLOVSKIY |           |       |        | RUS LADA Granta 1.6T |       |              |    | TC1      |       |        |        |       |              |
|-----------------------|-----------|-------|--------|----------------------|-------|--------------|----|----------|-------|--------|--------|-------|--------------|
| 1                     | 11:27.783 | 191.8 | 36.926 | 26.927               | 180.6 | 12:31.636    | 9  | 7:47.415 | 195.2 | 34.090 | 25.499 | 180.0 | 8:47.004     |
| 2                     | 39.164    | 165.3 | 36.755 | 25.501               | 177.9 | 1:41.420     | 10 | 36.685   | 195.2 | 32.418 | 24.717 | 180.3 | 1:33.820     |
| 3                     | 39.414    | 191.1 | 36.797 | 26.818               | 180.0 | 1:43.029     | 11 | 36.437   | 194.9 | 32.422 | 24.866 | 179.7 | 1:33.725     |
| 4                     | 37.033    | 194.5 | 32.493 | 24.847               | 178.8 | 1:34.373     | 12 | 36.461   | 194.9 | 32.612 | 25.063 | 180.3 | 1:34.136     |
| 5                     | 36.696    | 197.0 | 32.915 | 24.828               | 179.1 | 1:34.439     | 13 | 36.993   | 194.9 | 34.950 | 33.533 |       | 1:45.476 Pit |
| 6                     | 36.714    | 189.4 | 32.465 | 24.847               | 179.1 | 1:34.026     | 14 | 4:31.617 | 189.4 | 37.031 | 25.398 | 179.4 | 5:34.046     |
| 7                     | 36.520    | 196.0 | 32.321 | 25.259               | 175.8 | 1:34.100     | 15 | 36.955   | 194.9 | 32.513 | 24.997 | 179.1 | 1:34.465     |
| 8                     | 36.816    | 195.6 | 34.624 | 37.286               |       | 1:48.726 Pit |    |          |       |        |        |       |              |



Circuit Length - 3.841 kilometres  
Paul Ricard

Weather/Track: Sun 11C/Dry 17C

Printed at 09:54, Saturday, 19 April, 2014

© MST Systems Ltd, 2010 (www.mstworld.com)

Page 2



# 2014 FIA World Touring Car Championship

## Free Practice 1 - Sector Analysis Report

Lap S1 Time S1 Spd S2 Time S2 Spd S3 Time S3 Spd Lap Time Pit Lap S1 Time S1 Spd S2 Time S2 Spd S3 Time S3 Spd Lap Time Pit

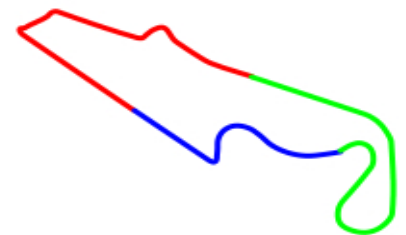
| 18 Tiago MONTEIRO |           |       |        | PRT Honda Civic WTCC |       |              |    | TC1      |       |        |        |       |              |
|-------------------|-----------|-------|--------|----------------------|-------|--------------|----|----------|-------|--------|--------|-------|--------------|
| 1                 | 11:03.378 | 188.8 | 34.674 | 25.006               | 178.8 | 12:03.058    | 9  | 35.975   | 195.2 | 31.930 | 24.499 | 178.2 | 1:32.404     |
| 2                 | 36.087    | 194.2 | 31.613 | 24.227               | 179.1 | 1:31.927     | 10 | 36.957   | 191.1 | 35.650 | 30.618 |       | 1:43.225 Pit |
| 3                 | 35.986    | 193.8 | 31.668 | 24.010               | 180.0 | 1:31.664     | 11 | 3:28.679 | 193.2 | 33.581 | 25.512 | 177.0 | 4:27.772     |
| 4                 | 37.114    | 194.2 | 33.789 | 35.026               |       | 1:45.929 Pit | 12 | 35.969   | 195.6 | 32.115 | 24.513 | 179.7 | 1:32.597     |
| 5                 | 5:46.959  | 186.5 | 35.640 | 26.476               | 178.8 | 6:49.075     | 13 | 35.764   | 194.9 | 31.790 | 24.822 | 178.2 | 1:32.376     |
| 6                 | 7:16.239  | 192.8 | 34.412 | 24.905               | 179.4 | 8:15.556     | 14 | 36.956   | 192.8 | 34.543 | 31.937 |       | 1:43.436 Pit |
| 7                 | 36.069    | 194.2 | 32.242 | 24.571               | 179.7 | 1:32.882     |    |          |       |        |        |       |              |
| 8                 | 35.855    | 194.9 | 31.716 | 24.737               | 178.5 | 1:32.308     |    |          |       |        |        |       |              |

| 25 Mehdi BENNANI |           |       |        | MAR Honda Civic WTCC |       |              |    | TC1    |       |        |        |       |              |
|------------------|-----------|-------|--------|----------------------|-------|--------------|----|--------|-------|--------|--------|-------|--------------|
| 1                | 11:06.281 | 186.8 | 34.615 | 24.957               | 179.7 | 12:05.853    | 9  | 37.035 | 196.7 | 32.184 | 24.914 | 179.4 | 1:34.133     |
| 2                | 36.940    | 194.9 | 31.980 | 24.422               | 179.7 | 1:33.342     | 10 | 38.505 | 194.2 | 32.525 | 24.837 | 179.4 | 1:35.867     |
| 3                | 36.645    | 194.5 | 32.155 | 24.461               | 180.0 | 1:33.261     | 11 | 36.943 | 196.0 | 33.222 | 24.908 | 178.8 | 1:35.073     |
| 4                | 36.585    | 195.2 | 32.178 | 24.411               | 179.7 | 1:33.174     | 12 | 36.729 | 196.0 | 32.387 | 24.804 | 178.8 | 1:33.920     |
| 5                | 36.171    | 197.4 | 32.274 | 24.689               | 178.5 | 1:33.134     | 13 | 36.696 | 196.3 | 32.084 | 24.738 | 178.8 | 1:33.518     |
| 6                | 40.489    | 193.2 | 35.960 | 36.790               |       | 1:53.239 Pit | 14 | 36.680 | 196.0 | 32.213 | 24.769 | 177.6 | 1:33.662     |
| 7                | 10:47.414 | 192.1 | 34.456 | 25.456               | 180.9 | 11:47.326    | 15 | 37.064 | 179.1 | 34.561 | 38.632 |       | 1:50.257 Pit |
| 8                | 36.806    | 195.2 | 33.819 | 25.013               | 179.4 | 1:35.638     |    |        |       |        |        |       |              |

| 27 John FILIPPI |           |       |        | FRA SEAT Leon WTCC |       |           |    | TC2    |       |        |        |       |          |
|-----------------|-----------|-------|--------|--------------------|-------|-----------|----|--------|-------|--------|--------|-------|----------|
| 1               | 13:58.719 | 188.1 | 36.974 | 26.863             | 173.9 | 15:02.556 | 10 | 37.638 | 189.4 | 34.094 | 25.605 | 173.6 | 1:37.337 |
| 2               | 39.079    | 188.4 | 34.438 | 25.929             | 172.2 | 1:39.446  | 11 | 37.526 | 190.1 | 34.089 | 25.476 | 173.0 | 1:37.091 |
| 3               | 38.914    | 190.8 | 34.777 | 26.376             | 174.1 | 1:40.067  | 12 | 37.504 | 188.8 | 34.341 | 25.746 | 173.3 | 1:37.591 |
| 4               | 38.187    | 190.8 | 34.316 | 25.879             | 173.3 | 1:38.382  | 13 | 37.597 | 190.1 | 33.817 | 25.513 | 172.5 | 1:36.927 |
| 5               | 37.957    | 189.8 | 33.993 | 25.758             | 172.2 | 1:37.708  | 14 | 37.812 | 190.8 | 34.125 | 25.748 | 172.8 | 1:37.685 |
| 6               | 37.734    | 190.4 | 33.791 | 25.787             | 172.8 | 1:37.312  | 15 | 37.630 | 189.4 | 34.363 | 25.710 | 172.2 | 1:37.703 |
| 7               | 8:18.606  | 189.8 | 35.019 | 26.369             | 174.1 | 9:19.994  | 16 | 37.516 | 188.1 | 34.965 | 25.693 | 173.3 | 1:38.174 |
| 8               | 37.475    | 191.4 | 34.252 | 25.622             | 173.0 | 1:37.349  |    |        |       |        |        |       |          |
| 9               | 37.569    | 189.4 | 35.548 | 25.926             | 173.9 | 1:39.043  |    |        |       |        |        |       |          |

| 37 Jose Maria LOPEZ |           |       |        | ARG Citroen C-Elysee WTCC |       |              |    | TC1      |       |        |        |       |              |
|---------------------|-----------|-------|--------|---------------------------|-------|--------------|----|----------|-------|--------|--------|-------|--------------|
| 1                   | 11:12.865 | 185.2 | 36.932 | 26.621                    | 181.8 | 12:16.418    | 8  | 35.833   | 196.7 | 31.288 | 24.292 | 182.1 | 1:31.413     |
| 2                   | 36.073    | 196.7 | 31.016 | 24.059                    | 181.5 | 1:31.148     | 9  | 35.732   | 195.6 | 35.042 | 26.628 | 181.5 | 1:37.402     |
| 3                   | 35.835    | 197.4 | 30.997 | 24.207                    | 182.7 | 1:31.039     | 10 | 35.741   | 196.0 | 31.571 | 24.571 | 181.2 | 1:31.883     |
| 4                   | 35.678    | 197.8 | 31.337 | 24.285                    | 181.8 | 1:31.300     | 11 | 37.708   | 196.7 | 31.213 | 30.510 |       | 1:39.431 Pit |
| 5                   | 35.773    | 198.5 | 31.109 | 24.427                    | 181.5 | 1:31.309     | 12 | 6:01.446 | 192.1 | 35.572 | 25.594 | 181.2 | 7:02.612     |
| 6                   | 36.077    | 196.7 | 34.755 | 33.843                    |       | 1:44.675 Pit | 13 | 35.848   | 196.7 | 31.602 | 24.473 | 180.9 | 1:31.923     |
| 7                   | 11:27.122 | 192.5 | 33.990 | 26.600                    | 180.3 | 12:27.712    |    |          |       |        |        |       |              |

| 77 Rene MUNNICH |           |       |        | DEU Chevrolet RML Cruze TC1 |       |           |    | TC1      |          |        |          |       |              |
|-----------------|-----------|-------|--------|-----------------------------|-------|-----------|----|----------|----------|--------|----------|-------|--------------|
| 1               | 11:26.517 | 114.7 | 42.541 | 28.474                      | 163.8 | 12:37.532 | 8  | 36.328   | 200.7    | 32.173 | 24.464   | 183.9 | 1:32.965     |
| 2               | 42.663    | 126.9 | 37.898 | 32.691                      | 147.7 | 1:53.252  | 9  | 36.087   | 198.5    | 32.693 | 24.564   | 182.4 | 1:33.344     |
| 3               | 42.692    | 142.8 | 45.557 | 28.985                      | 182.7 | 1:57.234  | 10 | 36.290   | 198.1    | 34.236 | 3:00.153 |       | 4:10.679 Pit |
| 4               | 37.207    | 196.7 | 32.931 | 24.831                      | 183.0 | 1:34.969  | 11 | 1:10.788 | 199.6    | 33.001 | 24.901   | 180.6 | 2:08.690     |
| 5               | 36.516    | 200.7 | 32.463 | 24.495                      | 183.6 | 1:33.474  | 12 | 36.337   | 197.0    | 32.262 | 24.693   | 183.6 | 1:33.292     |
| 6               | 36.045    | 201.8 | 32.201 | 24.343                      | 182.7 | 1:32.589  | 13 |          | 1:09.153 |        | 181.5    |       | 1:33.886     |
| 7               | 10:21.184 | 120.8 | 43.836 | 29.773                      | 182.4 | 11:34.793 |    |          |          |        |          |       |              |



Circuit Length - 3.841 kilometres  
Paul Ricard

Weather/Track: Sun 11C/Dry 17C

Printed at 09:54, Saturday, 19 April, 2014

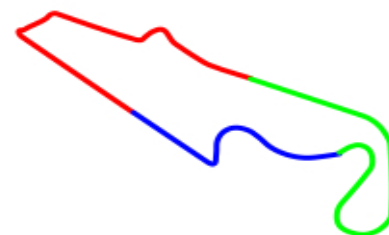
© MST Systems Ltd, 2010 (www.mstworld.com)

Page 3

# 2014 FIA World Touring Car Championship

## Free Practice 1 - Sector Analysis Report

| Lap                          | S1 Time   | S1 Spd | S2 Time | S2 Spd | S3 Time | S3 Spd | Lap Time  | Pit | Lap                                | S1 Time  | S1 Spd | S2 Time | S2 Spd | S3 Time  | S3 Spd | Lap Time | Pit |
|------------------------------|-----------|--------|---------|--------|---------|--------|-----------|-----|------------------------------------|----------|--------|---------|--------|----------|--------|----------|-----|
| <b>98 Dusan BORKOVIC SRB</b> |           |        |         |        |         |        |           |     | <b>Chevrolet RML Cruze TC1 TC1</b> |          |        |         |        |          |        |          |     |
| 1                            | 12:35.526 | 92.3   | 51.808  |        | 33.511  | 180.9  | 14:00.845 |     | 8                                  | 36.032   | 199.2  | 32.011  |        | 24.480   | 184.9  | 1:32.523 |     |
| 2                            | 36.547    | 200.0  | 32.506  |        | 24.479  | 184.6  | 1:33.532  |     | 9                                  | 35.774   | 199.6  | 32.411  |        | 24.440   | 184.6  | 1:32.625 |     |
| 3                            | 35.931    | 199.6  | 32.323  |        | 24.610  | 183.9  | 1:32.864  |     | 10                                 | 43.288   | 142.2  | 34.147  |        | 3:30.799 |        | 4:48.234 | Pit |
| 4                            | 48.095    | 117.2  | 50.380  |        | 29.038  | 183.6  | 2:07.513  |     | 11                                 | 1:09.902 | 123.0  | 43.967  |        | 30.386   | 183.3  | 2:24.255 |     |
| 5                            | 35.777    | 201.4  | 32.062  |        | 24.473  | 184.3  | 1:32.312  |     | 12                                 | 35.958   | 200.3  | 32.248  |        | 24.437   | 184.6  | 1:32.643 |     |
| 6                            | 10:37.923 | 159.2  | 39.840  |        | 25.788  | 183.6  | 11:43.551 |     | 13                                 | 36.249   | 200.3  | 32.044  |        | 24.495   | 183.9  | 1:32.788 |     |
| 7                            | 36.059    | 199.6  | 32.001  |        | 24.425  | 183.9  | 1:32.485  |     |                                    |          |        |         |        |          |        |          |     |



Circuit Length - 3.841 kilometres  
Paul Ricard

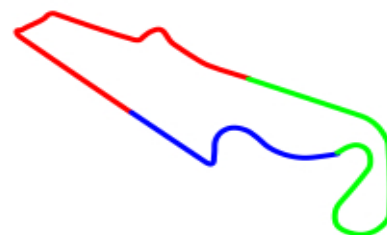
Weather/Track: Sun 11C/Dry 17C

# 2014 FIA World Touring Car Championship

## Free Practice 1 - Best Sector Times Report

| POS | SECTOR 1 |        |     | SECTOR 2 |        |     | SECTOR 3 |        |     | NO | NAME       | IDEAL/BEST LAP COMPARISON |          |     | DIFF    |
|-----|----------|--------|-----|----------|--------|-----|----------|--------|-----|----|------------|---------------------------|----------|-----|---------|
|     | NO       | TIME   | LAP | NO       | TIME   | LAP | NO       | TIME   | LAP |    |            | IDEAL                     | BEST     | LAP |         |
| 1   | 7        | 35.380 | 9   | 37       | 30.997 | 3   | 18       | 24.010 | 3   | 9  | LOEB       | 1:30.685                  | 1:30.891 | 3   | + 0.206 |
| 2   | 9        | 35.583 | 9   | 9        | 31.002 | 5   | 3        | 24.041 | 8   | 37 | LOPEZ      | 1:30.734                  | 1:31.039 | 3   | + 0.305 |
| 3   | 37       | 35.678 | 4   | 1        | 31.293 | 2   | 37       | 24.059 | 2   | 7  | VALENTE    | 1:30.997                  | 1:31.037 | 9   | + 0.040 |
| 4   | 3        | 35.749 | 8   | 2        | 31.371 | 10  | 7        | 24.088 | 10  | 3  | CHILTON    | 1:31.308                  | 1:31.489 | 8   | + 0.181 |
| 5   | 18       | 35.764 | 13  | 5        | 31.499 | 13  | 9        | 24.100 | 3   | 18 | MONTEIRO   | 1:31.387                  | 1:31.664 | 3   | + 0.277 |
| 6   | 98       | 35.774 | 9   | 3        | 31.518 | 7   | 5        | 24.170 | 3   | 1  | MULLER     | 1:31.390                  | 1:31.390 | 2   | + 0.000 |
| 7   | 1        | 35.834 | 2   | 7        | 31.529 | 9   | 2        | 24.231 | 2   | 2  | TARQUINI   | 1:31.496                  | 1:31.747 | 10  | + 0.251 |
| 8   | 2        | 35.894 | 7   | 18       | 31.613 | 2   | 1        | 24.263 | 2   | 5  | MICHELISZ  | 1:31.706                  | 1:31.893 | 13  | + 0.187 |
| 9   | 11       | 35.972 | 11  | 12       | 31.953 | 6   | 77       | 24.343 | 6   | 98 | BORKOVIC   | 1:32.200                  | 1:32.312 | 5   | + 0.112 |
| 10  | 5        | 36.037 | 13  | 11       | 31.955 | 11  | 25       | 24.411 | 4   | 11 | THOMPSON   | 1:32.522                  | 1:32.604 | 11  | + 0.082 |
| 11  | 77       | 36.045 | 6   | 25       | 31.980 | 2   | 98       | 24.425 | 7   | 77 | MUNNICH    | 1:32.561                  | 1:32.589 | 6   | + 0.028 |
| 12  | 10       | 36.113 | 11  | 98       | 32.001 | 7   | 10       | 24.449 | 4   | 25 | BENNANI    | 1:32.562                  | 1:33.134 | 5   | + 0.572 |
| 13  | 25       | 36.171 | 5   | 10       | 32.040 | 6   | 12       | 24.555 | 6   | 10 | MORBIDELL  | 1:32.602                  | 1:32.889 | 11  | + 0.287 |
| 14  | 12       | 36.343 | 14  | 77       | 32.173 | 8   | 11       | 24.595 | 3   | 12 | HUFF       | 1:32.851                  | 1:32.887 | 6   | + 0.036 |
| 15  | 14       | 36.437 | 11  | 14       | 32.321 | 7   | 14       | 24.717 | 10  | 14 | KOZLOVSKI  | 1:33.475                  | 1:33.725 | 11  | + 0.250 |
| 16  | 6        | 37.235 | 4   | 6        | 33.272 | 4   | 6        | 25.100 | 2   | 6  | ENGSTLER   | 1:35.607                  | 1:35.707 | 4   | + 0.100 |
| 17  | 8        | 37.331 | 4   | 8        | 33.619 | 4   | 8        | 25.232 | 6   | 8  | DI SABATIN | 1:36.182                  | 1:36.369 | 4   | + 0.187 |
| 18  | 27       | 37.475 | 8   | 27       | 33.791 | 6   | 27       | 25.476 | 11  | 27 | FILIPPI    | 1:36.742                  | 1:36.927 | 13  | + 0.185 |

'Perfect Lap' - 1:30.387



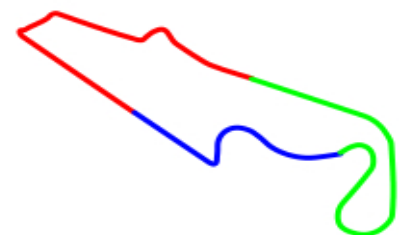
Circuit Length - 3.841 kilometres  
Paul Ricard

Weather/Track: Sun 11C/Dry 17C

# 2014 FIA World Touring Car Championship

## Free Practice 1 - Best Sector Speeds Report

| SECTOR 1 |    |             |       | SECTOR 2 |    | SECTOR 3 |       |     |    |             |       |     |
|----------|----|-------------|-------|----------|----|----------|-------|-----|----|-------------|-------|-----|
| POS      | NO | NAME        | SPEED | LAP      | NO | NAME     | SPEED | LAP | NO | NAME        | SPEED | LAP |
| 1        | 7  | VALENTE     | 203.3 | 10       |    |          |       |     | 7  | VALENTE     | 185.8 | 4   |
| 2        | 3  | CHILTON     | 203.0 | 8        |    |          |       |     | 98 | BORKOVIC    | 184.9 | 8   |
| 3        | 77 | MUNNICH     | 201.8 | 6        |    |          |       |     | 10 | MORBIDELLI  | 184.3 | 7   |
| 4        | 98 | BORKOVIC    | 201.4 | 5        |    |          |       |     | 9  | LOEB        | 183.9 | 5   |
| 5        | 10 | MORBIDELLI  | 200.7 | 11       |    |          |       |     | 77 | MUNNICH     | 183.9 | 8   |
| 6        | 9  | LOEB        | 200.3 | 5        |    |          |       |     | 3  | CHILTON     | 183.6 | 7   |
| 7        | 37 | LOPEZ       | 198.5 | 5        |    |          |       |     | 37 | LOPEZ       | 182.7 | 3   |
| 8        | 12 | HUFF        | 197.8 | 7        |    |          |       |     | 1  | MULLER      | 181.2 | 2   |
| 9        | 11 | THOMPSON    | 197.4 | 11       |    |          |       |     | 11 | THOMPSON    | 180.9 | 3   |
| 10       | 25 | BENNANI     | 197.4 | 5        |    |          |       |     | 12 | HUFF        | 180.9 | 8   |
| 11       | 14 | KOZLOVSKIY  | 197.0 | 5        |    |          |       |     | 25 | BENNANI     | 180.9 | 7   |
| 12       | 1  | MULLER      | 196.3 | 2        |    |          |       |     | 14 | KOZLOVSKIY  | 180.6 | 1   |
| 13       | 5  | MICHELISZ   | 196.0 | 13       |    |          |       |     | 5  | MICHELISZ   | 180.3 | 3   |
| 14       | 18 | MONTEIRO    | 195.6 | 12       |    |          |       |     | 18 | MONTEIRO    | 180.0 | 3   |
| 15       | 2  | TARQUINI    | 195.2 | 7        |    |          |       |     | 2  | TARQUINI    | 178.8 | 6   |
| 16       | 27 | FILIPPI     | 191.4 | 8        |    |          |       |     | 27 | FILIPPI     | 174.1 | 3   |
| 17       | 6  | ENGSTLER    | 189.8 | 4        |    |          |       |     | 6  | ENGSTLER    | 173.9 | 3   |
| 18       | 8  | DI SABATINO | 189.8 | 4        |    |          |       |     | 8  | DI SABATINO | 173.9 | 3   |



Circuit Length - 3.841 kilometres  
Paul Ricard

Weather/Track: Sun 11C/Dry 17C

**FIA WORLD TOURING CAR CHAMPIONSHIP**  
**FREE PRACTICE 2 - CLASSIFICATION**

| NO | CL | DRIVER                   | NAT | CAR                     | TIME     | ON | LAPS | GAP   | DIFF  | KM/H   |
|----|----|--------------------------|-----|-------------------------|----------|----|------|-------|-------|--------|
| 1  | 7  | TC1 Hugo VALENTE         | FRA | Chevrolet RML Cruze TC1 | 1:30.673 | 10 | 10   |       |       | 152.49 |
| 2  | 3  | TC1 Tom CHILTON          | GBR | Chevrolet RML Cruze TC1 | 1:30.802 | 6  | 13   | 0.129 | 0.129 | 152.28 |
| 3  | 18 | TC1 Tiago MONTEIRO       | PRT | Honda Civic WTCC        | 1:31.162 | 12 | 12   | 0.489 | 0.360 | 151.68 |
| 4  | 98 | TC1 Dusan BORKOVIC       | SRB | Chevrolet RML Cruze TC1 | 1:31.222 | 6  | 12   | 0.549 | 0.060 | 151.58 |
| 5  | 1  | TC1 Yvan MULLER          | FRA | Citroen C-Elysee WTCC   | 1:31.483 | 2  | 12   | 0.810 | 0.261 | 151.14 |
| 6  | 37 | TC1 Jose Maria LOPEZ     | ARG | Citroen C-Elysee WTCC   | 1:31.562 | 2  | 12   | 0.889 | 0.079 | 151.01 |
| 7  | 2  | TC1 Gabriele TARQUINI    | ITA | Honda Civic WTCC        | 1:31.578 | 11 | 12   | 0.905 | 0.016 | 150.99 |
| 8  | 5  | TC1 Norbert MICHELISZ    | HUN | Honda Civic WTCC        | 1:31.667 | 3  | 14   | 0.994 | 0.089 | 150.84 |
| 9  | 9  | TC1 Sebastien LOEB       | FRA | Citroen C-Elysee WTCC   | 1:31.712 | 2  | 13   | 1.039 | 0.045 | 150.77 |
| 10 | 10 | TC1 Gianni MORBIDELLI    | ITA | Chevrolet RML Cruze TC1 | 1:31.757 | 10 | 10   | 1.084 | 0.045 | 150.69 |
| 11 | 77 | TC1 Rene MUNNICH         | DEU | Chevrolet RML Cruze TC1 | 1:31.884 | 7  | 14   | 1.211 | 0.127 | 150.48 |
| 12 | 12 | TC1 Rob HUFF             | GBR | Lada Granta 1.6T        | 1:32.074 | 8  | 11   | 1.401 | 0.190 | 150.17 |
| 13 | 25 | TC1 Mehdi BENNANI        | MAR | Honda Civic WTCC        | 1:32.499 | 4  | 14   | 1.826 | 0.425 | 149.48 |
| 14 | 14 | TC1 Mikhail KOZLOVSKIY   | RUS | Lada Granta 1.6T        | 1:32.736 | 8  | 12   | 2.063 | 0.237 | 149.10 |
| 15 | 11 | TC1 James THOMPSON       | GBR | Lada Granta 1.6T        | 1:33.355 | 10 | 12   | 2.682 | 0.619 | 148.11 |
| 16 | 6  | TC2 Franz ENGSTLER       | DEU | BMW E90 320 TC          | 1:35.027 | 6  | 8    | 4.354 | 1.672 | 145.51 |
| 17 | 27 | TC2 John FILIPPI         | FRA | SEAT Leon WTCC          | 1:35.786 | 11 | 12   | 5.113 | 0.759 | 144.35 |
| 18 | 8  | TC2 Pasquale DI SABATINO | ITA | BMW E90 320 TC          | 1:35.797 | 4  | 11   | 5.124 | 0.011 | 144.34 |

For Media Information Purposes - No Regulatory Value.

Circuit Paul Ricard

Circuit Length: 3.841 km / 2.387 miles

Weather/Track: Sun 14°C / Dry 32°C

Start: 11:45 Flag: 12:15

|               |          |            |            |
|---------------|----------|------------|------------|
| Race Director | Steward: | Timekeeper | Posted at: |
|---------------|----------|------------|------------|

www.mstworld.com

Printed -12:17 Saturday, 19 April 2014



**Circuit Paul Ricard, Le Castellet - 19 / 20 April 2014**

[www.fiawtcc.com](http://www.fiawtcc.com)

# 2014 FIA World Touring Car Championship

## Free Practice 2 - Sector Analysis Report

Lap S1 Time S1 Spd S2 Time S2 Spd S3 Time S3 Spd Lap Time Pit Lap S1 Time S1 Spd S2 Time S2 Spd S3 Time S3 Spd Lap Time Pit

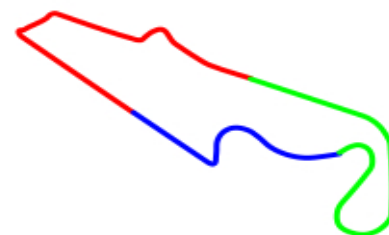
| 1 Yvan MULLER |           |       |        | FRA    |       |              |    | Citroen C-Elysee WTCC |       |        |        | TC1   |          |
|---------------|-----------|-------|--------|--------|-------|--------------|----|-----------------------|-------|--------|--------|-------|----------|
| 1             | 13:32.252 | 186.2 | 34.604 | 24.881 | 179.4 | 14:31.737    | 8  | 5:12.457              | 183.6 | 34.569 | 26.296 | 179.4 | 6:13.322 |
| 2             | 35.754    | 196.7 | 31.408 | 24.321 |       | 1:31.483     | 9  | 35.944                | 196.3 | 31.399 | 24.385 | 180.3 | 1:31.728 |
| 3             | 35.863    | 197.0 | 33.814 | 29.308 | 179.4 | 1:38.985     | 10 | 35.972                | 196.3 | 31.710 | 24.424 | 180.9 | 1:32.106 |
| 4             | 35.805    | 197.4 | 31.398 | 24.343 | 180.9 | 1:31.546     | 11 | 35.801                | 197.0 | 31.625 | 24.453 | 180.6 | 1:31.879 |
| 5             | 39.398    | 157.4 | 37.013 | 40.922 |       | 1:57.333 Pit | 12 | 36.124                | 196.7 | 31.511 | 24.495 | 180.0 | 1:32.130 |
| 6             | 4:43.564  | 171.7 | 34.610 | 25.969 | 181.5 | 5:44.143     |    |                       |       |        |        |       |          |
| 7             | 35.868    | 197.0 | 31.305 | 32.640 |       | 1:39.813 Pit |    |                       |       |        |        |       |          |

| 2 Gabriele TARQUINI |           |       |        | ITA    |       |              |    | Honda Civic WTCC |       |        |        | TC1   |              |
|---------------------|-----------|-------|--------|--------|-------|--------------|----|------------------|-------|--------|--------|-------|--------------|
| 1                   | 11:01.752 | 164.8 | 36.245 | 25.519 | 177.6 | 12:03.516    | 8  | 36.195           | 196.0 | 31.758 | 24.463 | 178.2 | 1:32.416     |
| 2                   | 36.353    | 195.6 | 31.958 | 24.569 | 178.2 | 1:32.880     | 9  | 36.189           | 195.6 | 32.561 | 30.504 |       | 1:39.254 Pit |
| 3                   | 36.138    | 196.7 | 34.311 | 48.347 |       | 1:58.796 Pit | 10 | 4:14.653         | 192.1 | 37.665 | 24.573 | 178.2 | 5:16.891     |
| 4                   | 4:23.409  | 189.1 | 33.955 | 34.874 |       | 5:32.238 Pit | 11 | 35.771           | 197.4 | 31.539 | 24.268 | 179.4 | 1:31.578     |
| 5                   | 4:23.312  | 193.5 | 34.120 | 24.908 | 178.2 | 5:22.340     | 12 | 35.827           | 197.4 | 36.676 | 36.830 |       | 1:49.333 Pit |
| 6                   | 38.874    | 193.5 | 37.493 | 24.808 | 178.8 | 1:41.175     |    |                  |       |        |        |       |              |
| 7                   | 36.109    | 196.0 | 32.933 | 24.588 | 178.8 | 1:33.630     |    |                  |       |        |        |       |              |

| 3 Tom CHILTON |           |       |        | GBR      |       |              |    | Chevrolet RML Cruze TC1 |       |        |        | TC1   |          |
|---------------|-----------|-------|--------|----------|-------|--------------|----|-------------------------|-------|--------|--------|-------|----------|
| 1             | 11:04.045 | 196.7 | 37.792 | 27.214   | 183.3 | 12:09.051    | 8  | 1:15.201                | 198.1 | 33.395 | 24.995 | 184.3 | 2:13.591 |
| 2             | 36.415    | 198.8 | 32.375 | 24.297   | 184.3 | 1:33.087     | 9  | 35.826                  | 201.4 | 31.723 | 24.088 | 184.6 | 1:31.637 |
| 3             | 36.067    | 203.3 | 32.132 | 24.190   | 185.2 | 1:32.389     | 10 | 35.767                  | 201.4 | 31.758 | 24.026 | 185.2 | 1:31.551 |
| 4             | 38.169    | 196.0 | 34.898 | 4:57.718 |       | 6:10.785 Pit | 11 | 35.837                  | 201.1 | 31.667 | 24.227 | 183.6 | 1:31.731 |
| 5             | 1:01.726  | 195.2 | 34.419 | 26.088   | 184.9 | 2:02.233     | 12 | 36.058                  | 200.3 | 31.594 | 24.169 | 183.6 | 1:31.821 |
| 6             | 35.498    | 203.3 | 31.550 | 23.754   | 185.8 | 1:30.802     | 13 | 35.974                  | 199.6 | 31.778 | 24.153 | 184.9 | 1:31.905 |
| 7             | 40.242    | 160.4 | 37.439 | 5:04.445 |       | 6:22.126 Pit |    |                         |       |        |        |       |          |

| 5 Norbert MICHELISZ |           |       |        | HUN    |       |              |    | Honda Civic WTCC |       |        |        | TC1   |              |
|---------------------|-----------|-------|--------|--------|-------|--------------|----|------------------|-------|--------|--------|-------|--------------|
| 1                   | 15:57.340 | 191.8 | 36.854 | 27.678 | 161.4 | 17:01.872    | 9  | 36.621           | 195.2 | 34.502 | 24.584 | 180.3 | 1:35.707     |
| 2                   | 41.424    | 188.4 | 36.006 | 24.854 | 178.2 | 1:42.284     | 10 | 36.026           | 196.3 | 31.529 | 24.515 | 178.8 | 1:32.070     |
| 3                   | 35.974    | 194.9 | 31.456 | 24.237 | 178.8 | 1:31.667     | 11 | 39.164           | 193.8 | 32.800 | 25.124 | 179.4 | 1:37.088     |
| 4                   | 36.186    | 195.2 | 31.588 | 24.492 | 177.3 | 1:32.266     | 12 | 36.552           | 196.0 | 31.664 | 24.469 | 179.1 | 1:32.685     |
| 5                   | 36.380    | 195.2 | 31.693 | 24.340 | 178.8 | 1:32.413     | 13 | 36.440           | 196.3 | 32.755 | 33.480 |       | 1:42.675 Pit |
| 6                   | 38.231    | 195.2 | 32.631 | 34.421 |       | 1:45.283 Pit | 14 | 1:18.148         | 171.7 | 38.470 | 34.532 |       | 2:31.150 Pit |
| 7                   | 3:20.932  | 178.5 | 34.351 | 25.217 | 178.8 | 4:20.500     |    |                  |       |        |        |       |              |
| 8                   | 36.105    | 196.0 | 31.585 | 24.427 | 179.7 | 1:32.117     |    |                  |       |        |        |       |              |

| 6 Franz ENGSTLER |           |       |        | DEU      |       |              |   | BMW E90 320 TC |       |        |        | TC2   |          |
|------------------|-----------|-------|--------|----------|-------|--------------|---|----------------|-------|--------|--------|-------|----------|
| 1                | 11:23.012 | 183.3 | 36.404 | 28.286   | 171.4 | 12:27.702    | 6 | 37.079         | 189.8 | 32.955 | 24.993 | 174.4 | 1:35.027 |
| 2                | 40.409    | 187.5 | 34.517 | 25.622   | 173.6 | 1:40.548     | 7 | 41.697         | 177.3 | 35.737 | 25.860 | 174.1 | 1:43.294 |
| 3                | 37.114    | 190.1 | 33.495 | 25.292   | 173.9 | 1:35.901     | 8 | 37.103         | 190.4 | 33.213 | 25.124 | 173.9 | 1:35.440 |
| 4                | 41.408    | 188.8 | 34.838 | 4:28.169 |       | 5:44.415 Pit |   |                |       |        |        |       |          |
| 5                | 1:05.905  | 185.2 | 37.723 | 25.666   | 173.6 | 2:09.294     |   |                |       |        |        |       |          |



Circuit Length - 3.841 kilometres  
Paul Ricard

Weather/Track: Sun 14C/Dry 32C

Printed at 12:18, Saturday, 19 April, 2014

© MST Systems Ltd, 2010 (www.mstworld.com)

Page 1

# 2014 FIA World Touring Car Championship

## Free Practice 2 - Sector Analysis Report

Lap S1 Time S1 Spd S2 Time S2 Spd S3 Time S3 Spd Lap Time Pit Lap S1 Time S1 Spd S2 Time S2 Spd S3 Time S3 Spd Lap Time Pit

| 7 Hugo VALENTE |           |       |        | FRA      |       |              | Chevrolet RML Cruze TC1 |          |       | TC1    |          |       |              |
|----------------|-----------|-------|--------|----------|-------|--------------|-------------------------|----------|-------|--------|----------|-------|--------------|
| 1              | 11:24.831 | 140.6 | 46.787 | 32.297   | 133.6 | 12:43.915    | 7                       | 35.993   | 201.1 | 31.920 | 24.490   | 184.3 | 1:32.403     |
| 2              | 50.038    | 111.6 | 42.430 | 34.419   | 143.8 | 2:06.887     | 8                       | 43.019   | 173.6 | 36.002 | 2:40.221 |       | 3:59.242 Pit |
| 3              | 46.821    | 143.8 | 42.217 | 28.747   | 146.5 | 1:57.785     | 9                       | 1:02.194 | 187.8 | 34.011 | 24.523   | 183.9 | 2:00.728     |
| 4              | 44.758    | 185.8 | 43.276 | 2:34.210 |       | 4:02.244 Pit | 10                      | 35.326   | 201.8 | 31.253 | 24.094   | 184.3 | 1:30.673     |
| 5              | 1:16.671  | 198.8 | 33.368 | 27.289   | 183.6 | 2:17.328     |                         |          |       |        |          |       |              |
| 6              | 35.775    | 201.4 | 31.912 | 24.337   | 183.6 | 1:32.024     |                         |          |       |        |          |       |              |

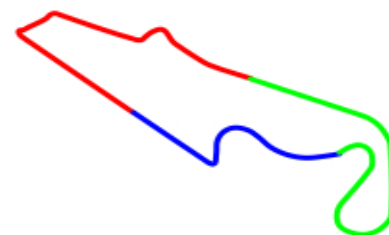
| 8 Pasquale DI SABATINO |           |       |        | ITA      |       |              | BMW E90 320 TC |        |       | TC2    |        |       |          |
|------------------------|-----------|-------|--------|----------|-------|--------------|----------------|--------|-------|--------|--------|-------|----------|
| 1                      | 11:26.254 | 184.9 | 35.818 | 26.138   | 173.0 | 12:28.210    | 7              | 37.538 | 190.1 | 33.683 | 25.446 | 172.5 | 1:36.667 |
| 2                      | 37.738    | 188.4 | 33.726 | 25.249   | 173.3 | 1:36.713     | 8              | 40.511 | 189.4 | 33.572 | 25.179 | 174.1 | 1:39.262 |
| 3                      | 37.483    | 189.1 | 33.678 | 25.142   | 173.6 | 1:36.303     | 9              | 37.426 | 189.4 | 33.576 | 25.226 | 173.9 | 1:36.228 |
| 4                      | 37.080    | 191.1 | 33.575 | 25.142   | 171.9 | 1:35.797     | 10             | 37.319 | 191.4 | 33.493 | 25.402 | 173.9 | 1:36.214 |
| 5                      | 40.906    | 180.9 | 36.069 | 3:15.504 |       | 4:32.479 Pit | 11             | 38.358 | 188.4 | 33.946 | 25.432 | 172.8 | 1:37.736 |
| 6                      | 56.278    | 187.8 | 34.143 | 25.452   | 174.4 | 1:55.873     |                |        |       |        |        |       |          |

| 9 Sebastien LOEB |           |       |        | FRA    |       |              | Citroen C-Elysee WTCC |          |       | TC1    |        |       |              |
|------------------|-----------|-------|--------|--------|-------|--------------|-----------------------|----------|-------|--------|--------|-------|--------------|
| 1                | 11:01.985 | 185.5 | 32.500 | 24.576 | 180.3 | 11:59.061    | 8                     | 36.137   | 197.8 | 31.813 | 24.758 | 179.7 | 1:32.708     |
| 2                | 35.901    | 198.1 | 31.366 | 24.445 |       | 1:31.712     | 9                     | 36.300   | 196.7 | 31.721 | 25.037 | 180.6 | 1:33.058     |
| 3                | 35.888    | 197.4 | 31.337 | 24.515 | 182.7 | 1:31.740     | 10                    | 36.251   | 196.7 | 32.005 | 29.301 |       | 1:37.557 Pit |
| 4                | 35.947    | 198.1 | 31.584 | 24.582 | 181.5 | 1:32.113     | 11                    | 2:15.705 | 197.0 | 32.737 | 26.773 | 180.6 | 3:15.215     |
| 5                | 36.135    | 197.4 | 31.635 | 24.790 | 180.6 | 1:32.560     | 12                    | 36.347   | 197.4 | 31.957 | 25.138 | 180.9 | 1:33.442     |
| 6                | 36.391    | 198.5 | 31.610 | 31.048 |       | 1:39.049 Pit | 13                    | 36.730   | 197.8 | 32.238 | 33.345 |       | 1:42.313 Pit |
| 7                | 6:50.966  | 191.8 | 33.328 | 25.703 | 181.2 | 7:49.997     |                       |          |       |        |        |       |              |

| 10 Gianni MORBIDELLI |           |       |          | ITA      |       |              | Chevrolet RML Cruze TC1 |          |       | TC1      |        |       |              |
|----------------------|-----------|-------|----------|----------|-------|--------------|-------------------------|----------|-------|----------|--------|-------|--------------|
| 1                    | 11:18.927 | 96.6  | 46.871   | 33.105   | 119.0 | 12:38.903    | 7                       |          |       | 1:18.489 |        |       | 5:25.970 Pit |
| 2                    | 48.529    | 127.2 | 45.543   | 28.893   | 147.5 | 2:02.965     | 8                       | 1:00.696 | 198.1 | 33.694   | 24.851 | 183.6 | 1:59.241     |
| 3                    | 49.549    | 151.6 | 38.155   | 2:19.295 |       | 3:46.999 Pit | 9                       | 36.010   | 201.8 | 31.624   | 24.139 | 183.3 | 1:31.773     |
| 4                    | 1:16.210  | 196.0 | 32.704   | 24.733   | 181.5 | 2:13.647     | 10                      | 35.825   | 201.1 | 31.702   | 24.230 | 182.4 | 1:31.757     |
| 5                    | 36.556    | 197.8 | 32.074   | 24.510   | 181.8 | 1:33.140     |                         |          |       |          |        |       |              |
| 6                    |           |       | 1:08.294 |          | 182.1 | 1:32.889     |                         |          |       |          |        |       |              |

| 11 James THOMPSON |           |       |        | GBR    |       |              | LADA Granta 1.6T |          |       | TC1    |        |       |              |
|-------------------|-----------|-------|--------|--------|-------|--------------|------------------|----------|-------|--------|--------|-------|--------------|
| 1                 | 12:01.568 | 192.8 | 34.151 | 25.612 | 177.9 | 13:01.331    | 8                | 39.944   | 196.0 | 32.497 | 34.989 |       | 1:47.430 Pit |
| 2                 | 39.201    | 180.6 | 39.946 | 25.791 | 179.4 | 1:44.938     | 9                | 5:36.380 | 193.5 | 34.614 | 25.256 | 179.1 | 6:36.250     |
| 3                 | 37.484    | 196.3 | 32.454 | 24.853 | 179.1 | 1:34.791     | 10               | 36.431   | 195.6 | 32.168 | 24.756 | 179.1 | 1:33.355     |
| 4                 | 36.849    | 196.3 | 32.381 | 24.925 | 178.8 | 1:34.155     | 11               | 36.335   | 196.7 | 32.212 | 24.816 | 180.0 | 1:33.363     |
| 5                 | 36.773    | 196.7 | 32.497 | 24.949 | 178.2 | 1:34.219     | 12               | 39.278   | 191.4 | 35.726 | 37.919 |       | 1:52.923 Pit |
| 6                 | 38.447    | 196.7 | 33.950 | 36.650 |       | 1:49.047 Pit |                  |          |       |        |        |       |              |
| 7                 | 3:33.204  | 194.9 | 33.779 | 25.696 | 179.7 | 4:32.679     |                  |          |       |        |        |       |              |

| 12 Rob HUFF |           |       |        | GBR      |       |              | LADA Granta 1.6T |          |       | TC1    |          |       |              |
|-------------|-----------|-------|--------|----------|-------|--------------|------------------|----------|-------|--------|----------|-------|--------------|
| 1           | 11:02.419 | 187.5 | 33.191 | 26.022   | 178.5 | 12:01.632    | 7                | 5:16.940 | 193.2 | 34.644 | 25.525   | 179.7 | 6:17.109     |
| 2           | 36.646    | 196.7 | 32.033 | 24.901   | 178.8 | 1:33.580     | 8                | 36.177   | 197.4 | 31.603 | 24.294   | 180.0 | 1:32.074     |
| 3           | 36.606    | 197.0 | 32.163 | 24.885   | 179.1 | 1:33.654     | 9                | 36.278   | 197.8 | 31.690 | 24.464   | 180.0 | 1:32.432     |
| 4           | 36.839    | 197.0 | 32.319 | 40.996   |       | 1:50.154 Pit | 10               | 39.876   | 178.2 | 36.466 | 2:02.287 |       | 3:18.629 Pit |
| 5           | 3:06.550  | 195.6 | 32.405 | 25.152   | 178.5 | 4:04.107     | 11               | 1:19.078 | 195.6 | 32.522 | 37.052   |       | 2:28.652 Pit |
| 6           | 36.758    | 196.3 | 32.235 | 1:40.299 |       | 2:49.292 Pit |                  |          |       |        |          |       |              |



Circuit Length - 3.841 kilometres  
Paul Ricard

Weather/Track: Sun 14C/Dry 32C

Printed at 12:18, Saturday, 19 April, 2014

© MST Systems Ltd, 2010 (www.mstworld.com)

Page 2

# 2014 FIA World Touring Car Championship

## Free Practice 2 - Sector Analysis Report

Lap S1 Time S1 Spd S2 Time S2 Spd S3 Time S3 Spd Lap Time Pit Lap S1 Time S1 Spd S2 Time S2 Spd S3 Time S3 Spd Lap Time Pit

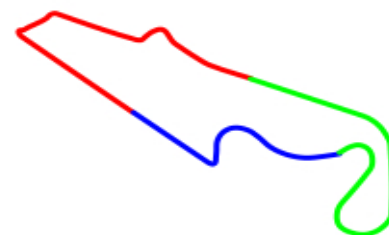
| 14 Mikhail KOZLOVSKIY |           |       |        | RUS    |       |              |    | LADA Granta 1.6T |       |        |        | TC1   |              |
|-----------------------|-----------|-------|--------|--------|-------|--------------|----|------------------|-------|--------|--------|-------|--------------|
| 1                     | 11:23.341 | 194.9 | 35.590 | 25.668 | 177.6 | 12:24.599    | 8  | 36.323           | 198.1 | 31.939 | 24.474 | 181.5 | 1:32.736     |
| 2                     | 37.104    | 194.9 | 32.704 | 24.968 | 179.4 | 1:34.776     | 9  | 36.150           | 197.8 | 32.311 | 24.616 | 180.0 | 1:33.077     |
| 3                     | 36.950    | 195.6 | 32.401 | 25.176 | 179.7 | 1:34.527     | 10 | 36.456           | 196.7 | 33.161 | 36.670 |       | 1:46.287 Pit |
| 4                     | 36.859    | 195.2 | 32.716 | 25.189 | 178.2 | 1:34.764     | 11 | 5:32.413         | 195.2 | 35.978 | 25.111 | 178.8 | 6:33.502     |
| 5                     | 39.722    | 189.4 | 36.632 | 50.494 |       | 2:06.848 Pit | 12 | 36.348           | 196.3 | 32.365 | 24.764 | 180.3 | 1:33.477     |
| 6                     | 5:06.201  | 195.6 | 39.017 | 26.060 | 180.3 | 6:11.278     |    |                  |       |        |        |       |              |
| 7                     | 44.729    | 188.8 | 38.001 | 27.559 | 180.0 | 1:50.289     |    |                  |       |        |        |       |              |

| 18 Tiago MONTEIRO |           |       |        | PRT    |       |              |    | Honda Civic WTCC |       |        |        | TC1   |              |
|-------------------|-----------|-------|--------|--------|-------|--------------|----|------------------|-------|--------|--------|-------|--------------|
| 1                 | 11:02.364 | 164.8 | 37.267 | 26.381 | 174.7 | 12:06.012    | 8  | 36.495           | 197.0 | 31.736 | 24.559 | 180.0 | 1:32.790     |
| 2                 | 41.643    | 184.3 | 35.296 | 26.022 | 165.6 | 1:42.961     | 9  | 36.123           | 197.4 | 31.684 | 24.427 | 180.3 | 1:32.234     |
| 3                 | 39.546    | 180.3 | 33.954 | 26.093 | 178.5 | 1:39.593     | 10 | 36.556           | 194.9 | 32.278 | 32.901 |       | 1:41.735 Pit |
| 4                 | 36.548    | 195.2 | 32.032 | 24.543 | 177.0 | 1:33.123     | 11 | 3:46.707         | 193.2 | 33.406 | 26.155 | 179.7 | 4:46.268     |
| 5                 | 36.228    | 196.0 | 31.944 | 24.407 | 177.6 | 1:32.579     | 12 | 35.739           | 197.4 | 31.341 | 24.082 | 179.7 | 1:31.162     |
| 6                 | 37.826    | 193.8 | 33.814 | 36.507 |       | 1:48.147 Pit |    |                  |       |        |        |       |              |
| 7                 | 4:20.262  | 191.8 | 34.795 | 26.206 | 180.3 | 5:21.263     |    |                  |       |        |        |       |              |

| 25 Mehdi BENNANI |           |       |        | MAR    |       |              |    | Honda Civic WTCC |       |        |        | TC1   |              |
|------------------|-----------|-------|--------|--------|-------|--------------|----|------------------|-------|--------|--------|-------|--------------|
| 1                | 12:09.604 | 176.1 | 38.477 | 26.794 | 178.5 | 13:14.875    | 9  | 36.612           | 196.0 | 31.908 | 24.447 | 179.4 | 1:32.967     |
| 2                | 36.306    | 194.9 | 31.888 | 24.653 | 179.1 | 1:32.847     | 10 | 36.420           | 195.6 | 31.911 | 24.572 | 180.0 | 1:32.903     |
| 3                | 41.721    | 175.3 | 41.712 | 27.720 | 178.8 | 1:51.153     | 11 | 36.477           | 194.5 | 31.986 | 24.710 | 180.3 | 1:33.173     |
| 4                | 36.263    | 195.6 | 31.948 | 24.288 | 179.4 | 1:32.499     | 12 | 36.447           | 195.6 | 32.244 | 24.569 | 179.7 | 1:33.260     |
| 5                | 36.391    | 196.0 | 31.822 | 24.425 | 180.0 | 1:32.638     | 13 | 36.556           | 196.0 | 32.440 | 24.829 | 179.7 | 1:33.825     |
| 6                | 36.382    | 196.3 | 32.009 | 24.638 | 178.8 | 1:33.029     | 14 | 36.681           | 196.3 | 32.624 | 34.558 |       | 1:43.863 Pit |
| 7                | 40.709    | 181.2 | 37.554 | 34.410 |       | 1:52.673 Pit |    |                  |       |        |        |       |              |
| 8                | 3:37.638  | 192.8 | 37.998 | 24.726 | 179.1 | 4:40.362     |    |                  |       |        |        |       |              |

| 27 John FILIPPI |           |       |        | FRA      |       |              |    | SEAT Leon WTCC |       |        |          | TC2   |              |
|-----------------|-----------|-------|--------|----------|-------|--------------|----|----------------|-------|--------|----------|-------|--------------|
| 1               | 11:54.260 | 187.8 | 36.081 | 27.100   | 171.9 | 12:57.441    | 8  | 38.514         | 190.1 | 34.257 | 6:23.976 |       | 7:36.747 Pit |
| 2               | 38.788    | 188.1 | 35.299 | 26.507   | 173.0 | 1:40.594     | 9  | 1:10.308       | 190.1 | 33.875 | 25.611   | 175.3 | 2:09.794     |
| 3               | 38.468    | 189.1 | 34.735 | 25.937   | 173.6 | 1:39.140     | 10 | 37.071         | 191.1 | 33.402 | 25.373   | 174.4 | 1:35.846     |
| 4               | 38.099    | 189.1 | 35.559 | 2:37.005 |       | 3:50.663 Pit | 11 | 37.181         | 191.1 | 33.224 | 25.381   | 174.1 | 1:35.786     |
| 5               | 1:15.476  | 189.1 | 34.024 | 25.949   | 174.4 | 2:15.449     | 12 | 37.705         | 190.1 | 34.341 | 25.754   | 174.4 | 1:37.800     |
| 6               | 37.838    | 189.1 | 33.861 | 25.760   | 174.1 | 1:37.459     |    |                |       |        |          |       |              |
| 7               | 37.945    | 189.1 | 34.271 | 25.734   | 173.9 | 1:37.950     |    |                |       |        |          |       |              |

| 37 Jose Maria LOPEZ |           |       |        | ARG    |       |              |    | Citroen C-Elysee WTCC |       |        |        | TC1   |              |
|---------------------|-----------|-------|--------|--------|-------|--------------|----|-----------------------|-------|--------|--------|-------|--------------|
| 1                   | 12:07.632 | 163.1 | 37.690 | 27.312 | 180.9 | 13:12.634    | 8  | 36.182                | 197.0 | 31.673 | 24.810 | 180.3 | 1:32.665     |
| 2                   | 36.063    | 196.3 | 31.198 | 24.301 | 181.5 | 1:31.562     | 9  | 36.431                | 197.4 | 31.862 | 24.880 | 180.6 | 1:33.173     |
| 3                   | 36.002    | 197.0 | 33.212 | 34.966 |       | 1:44.180 Pit | 10 | 36.438                | 197.0 | 31.863 | 33.196 |       | 1:41.497 Pit |
| 4                   | 6:41.245  | 191.1 | 34.505 | 26.448 | 181.5 | 7:42.198     | 11 | 5:17.266              | 194.9 | 33.924 | 25.739 | 180.3 | 6:16.929     |
| 5                   | 36.162    | 197.0 | 31.730 | 24.385 | 182.7 | 1:32.277     | 12 | 36.223                | 197.8 | 31.991 | 24.992 | 179.7 | 1:33.206     |
| 6                   | 36.697    | 197.0 | 31.592 | 24.690 | 181.8 | 1:32.979     |    |                       |       |        |        |       |              |
| 7                   | 36.171    | 197.8 | 31.594 | 24.666 | 180.6 | 1:32.431     |    |                       |       |        |        |       |              |



Circuit Length - 3.841 kilometres  
Paul Ricard

Weather/Track: Sun 14C/Dry 32C

Printed at 12:18, Saturday, 19 April, 2014

© MST Systems Ltd, 2010 (www.mstworld.com)

Page 3



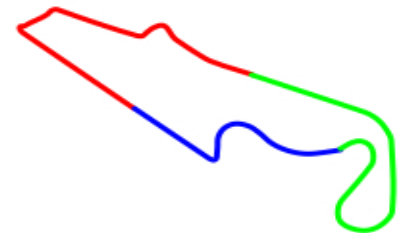
# 2014 FIA World Touring Car Championship

## Free Practice 2 - Sector Analysis Report

Lap S1 Time S1 Spd S2 Time S2 Spd S3 Time S3 Spd Lap Time Pit Lap S1 Time S1 Spd S2 Time S2 Spd S3 Time S3 Spd Lap Time Pit

| 77 Rene MUNNICH |           |       |          |  |          | DEU   |           |     | Chevrolet RML Cruze TC1 |          |       |        |  |        | TC1   |              |
|-----------------|-----------|-------|----------|--|----------|-------|-----------|-----|-------------------------|----------|-------|--------|--|--------|-------|--------------|
| 1               | 11:19.756 | 101.0 | 46.867   |  | 39.837   |       | 12:46.460 | Pit | 9                       | 1:05.527 | 168.2 | 35.652 |  | 26.518 | 181.8 | 2:07.697     |
| 2               | 1:04.349  | 148.3 | 36.175   |  | 26.564   | 182.7 | 2:07.088  |     | 10                      | 35.923   | 202.2 | 31.654 |  | 24.343 | 184.3 | 1:31.920     |
| 3               | 36.459    | 201.4 | 32.227   |  | 24.623   | 181.8 | 1:33.309  |     | 11                      | 36.136   | 202.6 | 32.174 |  | 24.394 | 184.3 | 1:32.704     |
| 4               |           |       | 1:08.864 |  |          | 182.1 | 1:33.652  |     | 12                      | 38.601   | 197.0 | 34.368 |  | 34.046 |       | 1:47.015 Pit |
| 5               | 36.565    | 201.8 | 35.695   |  | 2:22.794 |       | 3:35.054  | Pit | 13                      | 1:07.597 | 149.1 | 36.107 |  | 26.972 | 182.7 | 2:10.676     |
| 6               | 1:05.698  | 171.1 | 35.730   |  | 26.426   | 184.6 | 2:07.854  |     | 14                      | 36.500   | 202.6 | 32.275 |  | 24.656 | 183.0 | 1:33.431     |
| 7               |           |       | 1:07.738 |  |          | 185.8 | 1:31.884  |     |                         |          |       |        |  |        |       |              |
| 8               | 37.659    | 198.5 | 38.362   |  | 3:44.183 |       | 5:00.204  | Pit |                         |          |       |        |  |        |       |              |

| 98 Dusan BORKOVIC |           |       |        |  |          | SRB   |           |     | Chevrolet RML Cruze TC1 |          |       |        |  |          | TC1   |              |
|-------------------|-----------|-------|--------|--|----------|-------|-----------|-----|-------------------------|----------|-------|--------|--|----------|-------|--------------|
| 1                 | 11:27.192 | 133.1 | 45.745 |  | 32.982   | 126.9 | 12:45.919 |     | 8                       | 36.024   | 201.4 | 31.757 |  | 24.459   | 184.6 | 1:32.240     |
| 2                 | 49.901    | 133.9 | 41.582 |  | 34.261   | 138.6 | 2:05.744  |     | 9                       | 35.981   | 201.8 | 32.072 |  | 24.447   | 184.3 | 1:32.500     |
| 3                 | 47.048    | 128.5 | 42.064 |  | 28.919   | 162.4 | 1:58.031  |     | 10                      | 42.816   | 178.8 | 38.544 |  | 5:26.581 |       | 6:47.941 Pit |
| 4                 | 45.115    | 169.2 | 43.109 |  | 3:03.396 |       | 4:31.620  | Pit | 11                      | 1:10.058 | 125.1 | 49.482 |  | 27.139   | 182.1 | 2:26.679     |
| 5                 | 1:09.073  | 182.7 | 36.173 |  | 26.369   | 184.9 | 2:11.615  |     | 12                      | 35.977   | 201.8 | 31.685 |  | 24.484   | 184.3 | 1:32.146     |
| 6                 | 35.560    | 201.1 | 31.728 |  | 23.934   | 186.2 | 1:31.222  |     |                         |          |       |        |  |          |       |              |
| 7                 | 36.009    | 201.4 | 31.798 |  | 24.215   | 184.9 | 1:32.022  |     |                         |          |       |        |  |          |       |              |



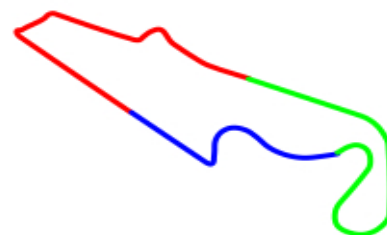
Circuit Length - 3.841 kilometres  
Paul Ricard

Weather/Track: Sun 14C/Dry 32C

## 2014 FIA World Touring Car Championship Free Practice 2 - Best Sector Times Report

| POS | NO | SECTOR 1 |     | SECTOR 2 |        | SECTOR 3 |    | IDEAL/BEST LAP COMPARISON |     |    |            |          |          |     |         |
|-----|----|----------|-----|----------|--------|----------|----|---------------------------|-----|----|------------|----------|----------|-----|---------|
|     |    | TIME     | LAP | NO       | TIME   | LAP      | NO | TIME                      | LAP | NO | NAME       | IDEAL    | BEST     | LAP | DIFF    |
| 1   | 7  | 35.326   | 10  | 37       | 31.198 | 2        | 3  | 23.754                    | 6   | 7  | VALENTE    | 1:30.673 | 1:30.673 | 10  | + 0.000 |
| 2   | 3  | 35.498   | 6   | 7        | 31.253 | 10       | 98 | 23.934                    | 6   | 3  | CHILTON    | 1:30.802 | 1:30.802 | 6   | + 0.000 |
| 3   | 98 | 35.560   | 6   | 9        | 31.337 | 3        | 18 | 24.082                    | 12  | 18 | MONTEIRO   | 1:31.162 | 1:31.162 | 12  | + 0.000 |
| 4   | 18 | 35.739   | 12  | 18       | 31.341 | 12       | 7  | 24.094                    | 10  | 98 | BORKOVIC   | 1:31.179 | 1:31.222 | 6   | + 0.043 |
| 5   | 1  | 35.754   | 2   | 1        | 31.398 | 4        | 10 | 24.139                    | 9   | 1  | MULLER     | 1:31.473 | 1:31.483 | 2   | + 0.010 |
| 6   | 2  | 35.771   | 11  | 5        | 31.456 | 3        | 5  | 24.237                    | 3   | 37 | LOPEZ      | 1:31.501 | 1:31.562 | 2   | + 0.061 |
| 7   | 10 | 35.825   | 10  | 2        | 31.539 | 11       | 2  | 24.268                    | 11  | 2  | TARQUINI   | 1:31.578 | 1:31.578 | 11  | + 0.000 |
| 8   | 9  | 35.888   | 3   | 3        | 31.550 | 6        | 25 | 24.288                    | 4   | 10 | MORBIDELL  | 1:31.588 | 1:31.757 | 10  | + 0.169 |
| 9   | 77 | 35.923   | 10  | 12       | 31.603 | 8        | 12 | 24.294                    | 8   | 5  | MICHELISZ  | 1:31.667 | 1:31.667 | 3   | + 0.000 |
| 10  | 5  | 35.974   | 3   | 10       | 31.624 | 9        | 37 | 24.301                    | 2   | 9  | LOEB       | 1:31.670 | 1:31.712 | 2   | + 0.042 |
| 11  | 37 | 36.002   | 3   | 77       | 31.654 | 10       | 1  | 24.321                    | 2   | 77 | MUNNICH    | 1:31.920 | 1:31.884 | 7   | + 0.036 |
| 12  | 14 | 36.150   | 9   | 98       | 31.685 | 12       | 77 | 24.343                    | 10  | 12 | HUFF       | 1:32.074 | 1:32.074 | 8   | + 0.000 |
| 13  | 12 | 36.177   | 8   | 25       | 31.822 | 5        | 9  | 24.445                    | 2   | 25 | BENNANI    | 1:32.373 | 1:32.499 | 4   | + 0.126 |
| 14  | 25 | 36.263   | 4   | 14       | 31.939 | 8        | 14 | 24.474                    | 8   | 14 | KOZLOVSKI  | 1:32.563 | 1:32.736 | 8   | + 0.173 |
| 15  | 11 | 36.335   | 11  | 11       | 32.168 | 10       | 11 | 24.756                    | 10  | 11 | THOMPSON   | 1:33.259 | 1:33.355 | 10  | + 0.096 |
| 16  | 27 | 37.071   | 10  | 6        | 32.955 | 6        | 6  | 24.993                    | 6   | 6  | ENGSTLER   | 1:35.027 | 1:35.027 | 6   | + 0.000 |
| 17  | 6  | 37.079   | 6   | 27       | 33.224 | 11       | 8  | 25.142                    | 3   | 27 | FILIPPI    | 1:35.668 | 1:35.786 | 11  | + 0.118 |
| 18  | 8  | 37.080   | 4   | 8        | 33.493 | 10       | 27 | 25.373                    | 10  | 8  | DI SABATIN | 1:35.715 | 1:35.797 | 4   | + 0.082 |

'Perfect Lap' - 1:30.278



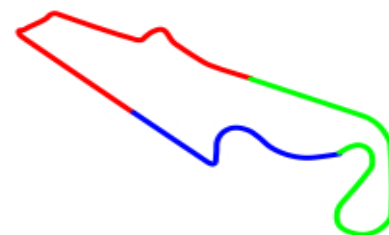
Circuit Length - 3.841 kilometres  
Paul Ricard

Weather/Track: Sun 14C/Dry 32C

# 2014 FIA World Touring Car Championship

## Free Practice 2 - Best Sector Speeds Report

| SECTOR 1 |    |             |       | SECTOR 2 |    | SECTOR 3    |       |     |    |             |       |     |
|----------|----|-------------|-------|----------|----|-------------|-------|-----|----|-------------|-------|-----|
| POS      | NO | NAME        | SPEED | LAP      | NO | NAME        | SPEED | LAP | NO | NAME        | SPEED | LAP |
| 1        | 3  | CHILTON     | 203.3 | 3        | 98 | BORKOVIC    | 186.2 | 6   | 3  | CHILTON     | 185.8 | 6   |
| 2        | 77 | MUNNICH     | 202.6 | 11       | 77 | MUNNICH     | 185.8 | 7   | 7  | VALENTE     | 184.3 | 7   |
| 3        | 7  | VALENTE     | 201.8 | 10       | 10 | MORBIDELLI  | 183.6 | 8   | 10 | MORBIDELLI  | 183.6 | 8   |
| 4        | 10 | MORBIDELLI  | 201.8 | 9        | 9  | LOEB        | 182.7 | 3   | 9  | LOEB        | 182.7 | 3   |
| 5        | 98 | BORKOVIC    | 201.8 | 9        | 37 | LOPEZ       | 182.7 | 5   | 37 | LOPEZ       | 182.7 | 5   |
| 6        | 9  | LOEB        | 198.5 | 6        | 1  | MULLER      | 181.5 | 6   | 1  | MULLER      | 181.5 | 6   |
| 7        | 14 | KOZLOVSKIY  | 198.1 | 8        | 14 | KOZLOVSKIY  | 181.5 | 8   | 14 | KOZLOVSKIY  | 181.5 | 8   |
| 8        | 12 | HUFF        | 197.8 | 9        | 5  | MICHELISZ   | 180.3 | 9   | 5  | MICHELISZ   | 180.3 | 9   |
| 9        | 37 | LOPEZ       | 197.8 | 7        | 18 | MONTEIRO    | 180.3 | 7   | 18 | MONTEIRO    | 180.3 | 7   |
| 10       | 1  | MULLER      | 197.4 | 4        | 25 | BENNANI     | 180.3 | 11  | 25 | BENNANI     | 180.3 | 11  |
| 11       | 2  | TARQUINI    | 197.4 | 11       | 11 | THOMPSON    | 180.0 | 11  | 11 | THOMPSON    | 180.0 | 11  |
| 12       | 18 | MONTEIRO    | 197.4 | 9        | 12 | HUFF        | 180.0 | 8   | 12 | HUFF        | 180.0 | 8   |
| 13       | 11 | THOMPSON    | 196.7 | 5        | 2  | TARQUINI    | 179.4 | 11  | 2  | TARQUINI    | 179.4 | 11  |
| 14       | 5  | MICHELISZ   | 196.3 | 10       | 27 | FILIPPI     | 175.3 | 9   | 27 | FILIPPI     | 175.3 | 9   |
| 15       | 25 | BENNANI     | 196.3 | 6        | 6  | ENGSTLER    | 174.4 | 6   | 6  | ENGSTLER    | 174.4 | 6   |
| 16       | 8  | DI SABATINO | 191.4 | 10       | 8  | DI SABATINO | 174.4 | 6   | 8  | DI SABATINO | 174.4 | 6   |
| 17       | 27 | FILIPPI     | 191.1 | 10       |    |             |       |     |    |             |       |     |
| 18       | 6  | ENGSTLER    | 190.4 | 8        |    |             |       |     |    |             |       |     |



Circuit Length - 3.841 kilometres  
Paul Ricard

Weather/Track: Sun 14C/Dry 32C

## FIA WORLD TOURING CAR CHAMPIONSHIP QUALIFYING 1 - PROVISIONAL CLASSIFICATION

| NO | CL | DRIVER                   | NAT | CAR                     | TIME     | ON | LAPS | GAP   | DIFF  | KM/H   |
|----|----|--------------------------|-----|-------------------------|----------|----|------|-------|-------|--------|
| 1  | 1  | TC1 Yvan MULLER          | FRA | Citroen C-Elysee WTCC   | 1:30.269 | 2  | 3    |       |       | 153.18 |
| 2  | 9  | TC1 Sebastien LOEB       | FRA | Citroen C-Elysee WTCC   | 1:30.369 | 2  | 3    | 0.100 | 0.100 | 153.01 |
| 3  | 7  | TC1 Hugo VALENTE         | FRA | Chevrolet RML Cruze TC1 | 1:30.644 | 5  | 5    | 0.375 | 0.275 | 152.54 |
| 4  | 37 | TC1 Jose Maria LOPEZ     | ARG | Citroen C-Elysee WTCC   | 1:30.782 | 2  | 6    | 0.513 | 0.138 | 152.31 |
| 5  | 3  | TC1 Tom CHILTON          | GBR | Chevrolet RML Cruze TC1 | 1:30.932 | 5  | 5    | 0.663 | 0.150 | 152.06 |
| 6  | 10 | TC1 Gianni MORBIDELLI    | ITA | Chevrolet RML Cruze TC1 | 1:31.042 | 6  | 6    | 0.773 | 0.110 | 151.88 |
| 7  | 5  | TC1 Norbert MICHELISZ    | HUN | Honda Civic WTCC        | 1:31.110 | 5  | 5    | 0.841 | 0.068 | 151.76 |
| 8  | 2  | TC1 Gabriele TARQUINI    | ITA | Honda Civic WTCC        | 1:31.198 | 4  | 5    | 0.929 | 0.088 | 151.62 |
| 9  | 77 | TC1 Rene MUNNICH         | DEU | Chevrolet RML Cruze TC1 | 1:31.239 | 7  | 7    | 0.970 | 0.041 | 151.55 |
| 10 | 25 | TC1 Mehdi BENNANI        | MAR | Honda Civic WTCC        | 1:31.487 | 8  | 8    | 1.218 | 0.248 | 151.14 |
| 11 | 98 | TC1 Dusan BORKOVIC       | SRB | Chevrolet RML Cruze TC1 | 1:31.568 | 5  | 7    | 1.299 | 0.081 | 151.00 |
| 12 | 18 | TC1 Tiago MONTEIRO       | PRT | Honda Civic WTCC        | 1:31.693 | 5  | 8    | 1.424 | 0.125 | 150.80 |
| 13 | 12 | TC1 Rob HUFF             | GBR | Lada Granta 1.6T        | 1:32.142 | 2  | 8    | 1.873 | 0.449 | 150.06 |
| 14 | 11 | TC1 James THOMPSON       | GBR | Lada Granta 1.6T        | 1:33.162 | 2  | 4    | 2.893 | 1.020 | 148.42 |
| 15 | 14 | TC1 Mikhail KOZLOVSKIY   | RUS | Lada Granta 1.6T        | 1:34.210 | 3  | 5    | 3.941 | 1.048 | 146.77 |
| 16 | 27 | TC2 John FILIPPI         | FRA | SEAT Leon WTCC          | 1:35.972 | 5  | 6    | 5.703 | 1.762 | 144.07 |
| 17 | 6  | TC2 Franz ENGSTLER       | DEU | BMW E90 320 TC          | 1:36.022 | 3  | 8    | 5.753 | 0.050 | 144.00 |
| 18 | 8  | TC2 Pasquale DI SABATINO | ITA | BMW E90 320 TC          | 1:36.083 | 7  | 8    | 5.814 | 0.061 | 143.91 |

QUALIFICATION MAXIMA (107%) TC1 1:36.587 / TC2 1:42.690

For Media Information Purposes - No Regulatory Value.

Circuit Paul Ricard

Circuit Length: 3.841 km / 2.387 miles

Weather/Track: Sun 17°C / Dry 40°C

Start: 15:00 Flag: 15:20

|               |          |            |            |
|---------------|----------|------------|------------|
| Race Director | Steward: | Timekeeper | Posted at: |
|---------------|----------|------------|------------|

www.mstworld.com

Printed -15:27 Saturday, 19 April 2014



Circuit Paul Ricard, Le Castellet - 19 / 20 April 2014

[www.fiawtcc.com](http://www.fiawtcc.com)

## FIA WORLD TOURING CAR CHAMPIONSHIP QUALIFYING 1 RESULT

| NO | CL | DRIVER                   | NAT | CAR                     | TIME     | ON | LAPS | GAP   | DIFF  | KM/H   |
|----|----|--------------------------|-----|-------------------------|----------|----|------|-------|-------|--------|
| 1  | 1  | TC1 Yvan MULLER          | FRA | Citroen C-Elysee WTCC   | 1:30.269 | 2  | 3    |       |       | 153.18 |
| 2  | 7  | TC1 Hugo VALENTE         | FRA | Chevrolet RML Cruze TC1 | 1:30.644 | 5  | 5    | 0.375 | 0.375 | 152.54 |
| 3  | 3  | TC1 Tom CHILTON          | GBR | Chevrolet RML Cruze TC1 | 1:30.932 | 5  | 5    | 0.663 | 0.288 | 152.06 |
| 4  | 10 | TC1 Gianni MORBIDELLI    | ITA | Chevrolet RML Cruze TC1 | 1:31.042 | 6  | 6    | 0.773 | 0.110 | 151.88 |
| 5  | 5  | TC1 Norbert MICHELISZ    | HUN | Honda Civic WTCC        | 1:31.110 | 5  | 5    | 0.841 | 0.068 | 151.76 |
| 6  | 2  | TC1 Gabriele TARQUINI    | ITA | Honda Civic WTCC        | 1:31.198 | 4  | 5    | 0.929 | 0.088 | 151.62 |
| 7  | 77 | TC1 Rene MUNNICH         | DEU | Chevrolet RML Cruze TC1 | 1:31.239 | 7  | 7    | 0.970 | 0.041 | 151.55 |
| 8  | 25 | TC1 Mehdi BENNANI        | MAR | Honda Civic WTCC        | 1:31.487 | 8  | 8    | 1.218 | 0.248 | 151.14 |
| 9  | 98 | TC1 Dusan BORKOVIC       | SRB | Chevrolet RML Cruze TC1 | 1:31.568 | 5  | 7    | 1.299 | 0.081 | 151.00 |
| 10 | 18 | TC1 Tiago MONTEIRO       | PRT | Honda Civic WTCC        | 1:31.693 | 5  | 8    | 1.424 | 0.125 | 150.80 |
| 11 | 12 | TC1 Rob HUFF             | GBR | Lada Granta 1.6T        | 1:32.142 | 2  | 8    | 1.873 | 0.449 | 150.06 |
| 12 | 11 | TC1 James THOMPSON       | GBR | Lada Granta 1.6T        | 1:33.162 | 2  | 4    | 2.893 | 1.020 | 148.42 |
| 13 | 14 | TC1 Mikhail KOZLOVSKIY   | RUS | Lada Granta 1.6T        | 1:34.210 | 3  | 5    | 3.941 | 1.048 | 146.77 |
| 14 | 27 | TC2 John FILIPPI         | FRA | SEAT Leon WTCC          | 1:35.972 | 5  | 6    | 5.703 | 1.762 | 144.07 |
| 15 | 6  | TC2 Franz ENGSTLER       | DEU | BMW E90 320 TC          | 1:36.022 | 3  | 8    | 5.753 | 0.050 | 144.00 |
| 16 | 8  | TC2 Pasquale DI SABATINO | ITA | BMW E90 320 TC          | 1:36.083 | 7  | 8    | 5.814 | 0.061 | 143.91 |

QUALIFICATION MAXIMA (107%) TC1 1:36.587 / TC2 1:42.690

|    |     |                  |     |                       |  |  |   |  |  |  |
|----|-----|------------------|-----|-----------------------|--|--|---|--|--|--|
| 37 | TC1 | Jose Maria LOPEZ | ARG | Citroen C-Elysee WTCC |  |  | 6 |  |  |  |
| 9  | TC1 | Sebastien LOEB   | FRA | Citroen C-Elysee WTCC |  |  | 3 |  |  |  |

Car 37, all times disallowed, Stewards decision 6 refers.  
Car 9, all times disallowed, Stewards decision 7 refers.  
Weather/Track: Sun 17°C / Dry 40°C

Circuit Paul Ricard  
Circuit Length: 3.841 km / 2.387 miles  
Start: 15:00 Flag: 15:20

|         |          |         |
|---------|----------|---------|
| Steward | Steward: | Steward |
|---------|----------|---------|

# 2014 FIA World Touring Car Championship

## Qualifying 1 - Sector Analysis Report

Lap S1 Time S1 Spd S2 Time S2 Spd S3 Time S3 Spd Lap Time Pit Lap S1 Time S1 Spd S2 Time S2 Spd S3 Time S3 Spd Lap Time Pit

| 1 Yvan MULLER |           |       | FRA    |        |       | Citroen C-Elysee WTCC |   |        | TC1   |        |        |              |
|---------------|-----------|-------|--------|--------|-------|-----------------------|---|--------|-------|--------|--------|--------------|
| 1             | 11:15.269 | 160.2 | 39.491 | 25.034 | 182.7 | 12:19.794             | 3 | 41.228 | 169.8 | 38.794 | 38.165 | 1:58.187 Pit |
| 2             | 35.196    | 201.1 | 30.961 | 24.112 | 183.0 | 1:30.269              |   |        |       |        |        |              |

| 2 Gabriele TARQUINI |           |       | ITA    |        |       | Honda Civic WTCC |   |        | TC1   |        |        |       |              |
|---------------------|-----------|-------|--------|--------|-------|------------------|---|--------|-------|--------|--------|-------|--------------|
| 1                   | 10:56.980 | 188.4 | 34.558 | 25.114 | 175.3 | 11:56.652        | 4 | 35.605 | 197.4 | 31.415 | 24.178 | 178.2 | 1:31.198     |
| 2                   | 36.530    | 193.8 | 32.515 | 53.803 |       | 2:02.848 Pit     | 5 | 40.839 | 188.8 | 36.149 | 37.428 |       | 1:54.416 Pit |
| 3                   | 3:24.022  | 186.8 | 36.881 | 25.609 | 178.8 | 4:26.512         |   |        |       |        |        |       |              |

| 3 Tom CHILTON |           |       | GBR    |        |       | Chevrolet RML Cruze TC1 |   |          | TC1   |        |        |       |          |
|---------------|-----------|-------|--------|--------|-------|-------------------------|---|----------|-------|--------|--------|-------|----------|
| 1             | 11:20.462 | 132.8 | 41.802 | 24.898 | 183.0 | 12:27.162               | 4 | 1:02.917 | 196.0 | 36.914 | 25.229 | 183.0 | 2:05.060 |
| 2             | 35.644    | 203.0 | 31.502 | 24.135 | 183.3 | 1:31.281                | 5 | 35.542   | 202.6 | 31.505 | 23.885 | 183.6 | 1:30.932 |
| 3             | 35.855    | 201.4 | 31.869 |        |       | 12:22.030 Pit           |   |          |       |        |        |       |          |

| 5 Norbert MICHELISZ |           |       | HUN    |        |       | Honda Civic WTCC |   |           | TC1   |        |        |       |           |
|---------------------|-----------|-------|--------|--------|-------|------------------|---|-----------|-------|--------|--------|-------|-----------|
| 1                   | 11:00.470 | 188.4 | 35.459 | 25.122 | 179.1 | 12:01.051        | 4 | 13:20.479 | 192.5 | 34.494 | 24.732 | 180.0 | 14:19.705 |
| 2                   | 35.792    | 196.3 | 31.348 | 24.206 | 179.4 | 1:31.346         | 5 | 35.792    | 196.0 | 31.189 | 24.129 | 180.0 | 1:31.110  |
| 3                   | 36.741    | 192.5 | 34.058 | 35.011 |       | 1:45.810 Pit     |   |           |       |        |        |       |           |

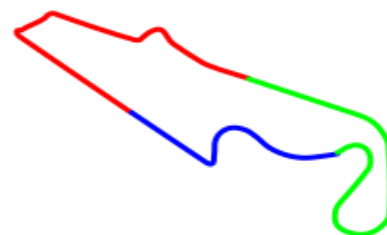
| 6 Franz ENGSTLER |           |       | DEU    |          |       | BMW E90 320 TC |   |        | TC2   |        |        |       |          |
|------------------|-----------|-------|--------|----------|-------|----------------|---|--------|-------|--------|--------|-------|----------|
| 1                | 11:44.318 | 120.0 | 41.677 | 25.329   | 172.8 | 12:51.324      | 6 | 36.975 | 189.4 | 47.327 | 25.480 | 173.9 | 1:49.782 |
| 2                | 37.055    | 189.8 | 33.308 | 25.696   | 173.3 | 1:36.059       | 7 | 37.072 | 190.8 | 33.433 | 25.730 | 173.0 | 1:36.235 |
| 3                | 37.334    | 188.8 | 33.315 | 25.373   | 171.1 | 1:36.022       | 8 | 37.466 | 190.1 | 33.583 | 25.432 | 173.3 | 1:36.481 |
| 4                | 44.589    | 141.9 | 42.247 | 5:33.834 |       | 7:00.670 Pit   |   |        |       |        |        |       |          |
| 5                | 1:08.236  | 176.1 | 34.391 | 25.658   | 173.3 | 2:08.285       |   |        |       |        |        |       |          |

| 7 Hugo VALENTE |           |       | FRA    |        |       | Chevrolet RML Cruze TC1 |   |          | TC1   |        |        |       |          |
|----------------|-----------|-------|--------|--------|-------|-------------------------|---|----------|-------|--------|--------|-------|----------|
| 1              | 12:12.853 | 185.8 | 34.246 | 26.608 | 183.9 | 13:13.707               | 4 | 1:04.422 | 201.8 | 32.995 | 24.175 | 184.6 | 2:01.592 |
| 2              | 35.902    | 202.6 | 31.568 | 24.180 | 183.9 | 1:31.650                | 5 | 35.391   | 202.2 | 31.201 | 24.052 | 184.6 | 1:30.644 |
| 3              | 35.750    | 200.7 | 31.929 |        |       | 12:49.597 Pit           |   |          |       |        |        |       |          |

| 8 Pasquale DI SABATINO |           |       | ITA    |          |       | BMW E90 320 TC |   |        | TC2   |        |        |       |          |
|------------------------|-----------|-------|--------|----------|-------|----------------|---|--------|-------|--------|--------|-------|----------|
| 1                      | 11:40.419 | 113.5 | 46.710 | 25.459   | 173.6 | 12:52.588      | 6 | 38.231 | 188.8 | 34.819 | 25.967 | 173.3 | 1:39.017 |
| 2                      | 37.525    | 189.4 | 33.480 | 25.446   | 174.1 | 1:36.451       | 7 | 37.400 | 189.4 | 33.526 | 25.157 | 173.3 | 1:36.083 |
| 3                      | 37.279    | 190.1 | 33.945 | 28.096   | 172.5 | 1:39.320       | 8 | 37.436 | 188.8 | 33.580 | 25.268 | 164.8 | 1:36.284 |
| 4                      | 40.572    | 137.7 | 42.189 | 2:10.431 |       | 3:33.192 Pit   |   |        |       |        |        |       |          |
| 5                      | 1:01.278  | 187.1 | 34.250 | 27.761   | 173.3 | 2:03.289       |   |        |       |        |        |       |          |

| 9 Sebastien LOEB |           |       | FRA    |        |       | Citroen C-Elysee WTCC |   |        | TC1   |        |        |  |              |
|------------------|-----------|-------|--------|--------|-------|-----------------------|---|--------|-------|--------|--------|--|--------------|
| 1                | 11:18.036 | 129.0 | 40.626 | 24.494 | 183.9 | 12:23.156             | 3 | 39.199 | 161.6 | 39.365 | 42.714 |  | 2:01.278 Pit |
| 2                | 35.386    | 201.1 | 30.983 | 24.000 | 183.6 | 1:30.369              |   |        |       |        |        |  |              |

| 10 Gianni MORBIDELLI |           |       | ITA    |          |       | Chevrolet RML Cruze TC1 |   |        | TC1   |          |        |       |          |
|----------------------|-----------|-------|--------|----------|-------|-------------------------|---|--------|-------|----------|--------|-------|----------|
| 1                    | 11:21.767 | 117.7 | 41.572 | 24.813   | 184.6 | 12:28.152               | 5 |        |       | 1:34.170 |        | 183.3 | 1:58.895 |
| 2                    | 35.986    | 202.2 | 32.072 | 24.498   | 183.9 | 1:32.556                | 6 | 35.632 | 201.8 | 31.180   | 24.230 | 183.3 | 1:31.042 |
| 3                    | 36.284    | 198.5 | 31.918 | 24.677   | 181.2 | 1:32.879                |   |        |       |          |        |       |          |
| 4                    | 41.081    | 192.1 | 33.726 | 2:14.822 |       | 3:29.629 Pit            |   |        |       |          |        |       |          |



Circuit Length - 3.841 kilometres  
Paul Ricard

Weather/Track: Sun 17C/Dry 40C

Printed at 15:30, Saturday, 19 April, 2014

© MST Systems Ltd, 2010 (www.mstworld.com)

Page 1

# 2014 FIA World Touring Car Championship

## Qualifying 1 - Sector Analysis Report

Lap S1 Time S1 Spd S2 Time S2 Spd S3 Time S3 Spd Lap Time Pit Lap S1 Time S1 Spd S2 Time S2 Spd S3 Time S3 Spd Lap Time Pit

| 11 James THOMPSON |           |       |        | GBR    |       |              |  | LADA Granta 1.6T |          |       |        | TC1    |       |          |
|-------------------|-----------|-------|--------|--------|-------|--------------|--|------------------|----------|-------|--------|--------|-------|----------|
| 1                 | 11:02.887 | 192.8 | 35.565 | 24.977 | 179.1 | 12:03.429    |  | 4                | 3:14.843 | 196.0 | 34.386 | 26.114 | 181.2 | 4:15.343 |
| 2                 | 36.314    | 197.8 | 32.017 | 24.831 | 179.1 | 1:33.162     |  |                  |          |       |        |        |       |          |
| 3                 | 36.588    | 196.7 | 32.758 | 37.062 |       | 1:46.408 Pit |  |                  |          |       |        |        |       |          |

| 12 Rob HUFF |           |       |        | GBR      |       |              |  | LADA Granta 1.6T |          |       |        | TC1    |       |          |
|-------------|-----------|-------|--------|----------|-------|--------------|--|------------------|----------|-------|--------|--------|-------|----------|
| 1           | 13:19.768 | 186.2 | 34.994 | 26.002   | 180.0 | 14:20.764    |  | 6                | 2:39.749 | 198.1 | 34.157 | 26.434 | 181.2 | 3:40.340 |
| 2           | 36.275    | 197.4 | 31.675 | 24.192   | 181.2 | 1:32.142     |  | 7                | 36.269   | 200.3 | 31.599 | 24.274 | 182.1 | 1:32.142 |
| 3           | 36.429    | 198.8 | 32.159 | 36.218   |       | 1:44.806 Pit |  | 8                | 36.297   | 198.8 | 31.706 | 24.387 | 180.6 | 1:32.390 |
| 4           | 3:04.098  | 186.8 | 34.551 | 27.300   | 180.9 | 4:05.949     |  |                  |          |       |        |        |       |          |
| 5           | 37.978    | 180.6 | 35.092 | 1:35.703 |       | 2:48.773 Pit |  |                  |          |       |        |        |       |          |

| 14 Mikhail KOZLOVSKIY |           |       |        | RUS    |       |           |  | LADA Granta 1.6T |          |       |        | TC1    |       |              |
|-----------------------|-----------|-------|--------|--------|-------|-----------|--|------------------|----------|-------|--------|--------|-------|--------------|
| 1                     | 11:03.594 | 191.1 | 35.728 | 25.115 | 181.5 | 12:04.437 |  | 4                | 39.491   | 195.6 | 33.646 | 31.486 |       | 1:44.623 Pit |
| 2                     | 36.481    | 197.8 | 35.541 | 25.479 | 180.3 | 1:37.501  |  | 5                | 2:46.502 | 196.0 | 34.948 | 25.106 | 180.3 | 3:46.556     |
| 3                     | 36.659    | 196.7 | 32.413 | 25.138 | 179.4 | 1:34.210  |  |                  |          |       |        |        |       |              |

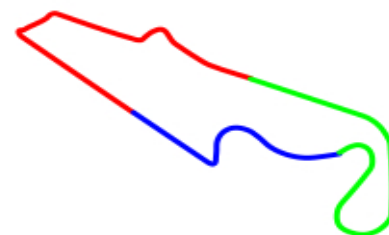
| 18 Tiago MONTEIRO |           |       |        | PRT    |       |              |  | Honda Civic WTCC |          |       |        | TC1    |       |              |
|-------------------|-----------|-------|--------|--------|-------|--------------|--|------------------|----------|-------|--------|--------|-------|--------------|
| 1                 | 10:58.674 | 188.4 | 34.773 | 25.264 | 177.9 | 11:58.711    |  | 6                | 38.973   | 191.8 | 35.995 | 33.456 |       | 1:48.424 Pit |
| 2                 | 36.429    | 194.9 | 32.108 | 24.495 | 178.5 | 1:33.032     |  | 7                | 5:23.016 | 191.4 | 36.037 | 27.872 | 178.5 | 6:26.925     |
| 3                 | 41.754    | 179.1 | 34.121 | 37.975 |       | 1:53.850 Pit |  | 8                | 40.731   | 189.4 | 35.689 | 35.720 |       | 1:52.140 Pit |
| 4                 | 3:09.829  | 190.1 | 34.572 | 26.184 | 179.7 | 4:10.585     |  |                  |          |       |        |        |       |              |
| 5                 | 36.014    | 194.9 | 31.371 | 24.308 | 179.7 | 1:31.693     |  |                  |          |       |        |        |       |              |

| 25 Mehdi BENNANI |           |       |        | MAR    |       |              |  | Honda Civic WTCC |          |       |        | TC1    |       |              |
|------------------|-----------|-------|--------|--------|-------|--------------|--|------------------|----------|-------|--------|--------|-------|--------------|
| 1                | 11:01.344 | 186.8 | 35.885 | 24.861 | 179.7 | 12:02.090    |  | 6                | 39.277   | 192.8 | 35.777 | 34.071 |       | 1:49.125 Pit |
| 2                | 36.421    | 196.7 | 31.655 | 24.499 | 178.8 | 1:32.575     |  | 7                | 5:15.303 | 185.8 | 37.612 | 24.716 | 180.9 | 6:17.631     |
| 3                | 36.512    | 193.8 | 34.058 | 35.104 |       | 1:45.674 Pit |  | 8                | 36.042   | 194.2 | 31.297 | 24.148 | 179.7 | 1:31.487     |
| 4                | 3:16.539  | 194.2 | 34.532 | 26.112 | 179.4 | 4:17.183     |  |                  |          |       |        |        |       |              |
| 5                | 36.168    | 195.6 | 31.400 | 24.206 | 180.6 | 1:31.774     |  |                  |          |       |        |        |       |              |

| 27 John FILIPPI |           |       |        | FRA      |       |              |  | SEAT Leon WTCC |        |       |        | TC2    |       |          |
|-----------------|-----------|-------|--------|----------|-------|--------------|--|----------------|--------|-------|--------|--------|-------|----------|
| 1               | 11:35.410 | 144.9 | 42.661 | 30.630   | 170.8 | 12:48.701    |  | 5              | 37.310 | 191.1 | 33.349 | 25.313 | 174.7 | 1:35.972 |
| 2               | 38.231    | 189.4 | 34.381 | 25.858   | 174.1 | 1:38.470     |  | 6              | 37.316 | 190.8 | 33.572 | 25.557 | 174.4 | 1:36.445 |
| 3               | 38.600    | 189.4 | 33.960 | 2:30.806 |       | 3:43.366 Pit |  |                |        |       |        |        |       |          |
| 4               | 1:04.155  | 175.8 | 36.155 | 25.978   | 173.3 | 2:06.288     |  |                |        |       |        |        |       |          |

| 37 Jose Maria LOPEZ |           |       |        | ARG    |       |              |  | Citroen C-Elysee WTCC |        |       |        | TC1      |       |              |
|---------------------|-----------|-------|--------|--------|-------|--------------|--|-----------------------|--------|-------|--------|----------|-------|--------------|
| 1                   | 11:19.415 | 125.1 | 41.101 | 25.051 | 184.3 | 12:25.567    |  | 5                     | 35.719 | 198.8 | 31.152 | 24.123   | 183.3 | 1:30.994     |
| 2                   | 35.389    | 201.4 | 31.092 | 24.301 | 183.0 | 1:30.782     |  | 6                     | 36.182 | 194.9 | 32.586 | 1:26.325 |       | 2:35.093 Pit |
| 3                   | 40.228    | 149.3 | 39.433 | 41.998 |       | 2:01.659 Pit |  |                       |        |       |        |          |       |              |
| 4                   | 5:06.410  | 190.8 | 34.397 | 26.086 | 183.0 | 6:06.893     |  |                       |        |       |        |          |       |              |

| 77 Rene MUNNICH |           |       |        | DEU      |       |              |  | Chevrolet RML Cruze TC1 |          |       |        | TC1      |       |              |
|-----------------|-----------|-------|--------|----------|-------|--------------|--|-------------------------|----------|-------|--------|----------|-------|--------------|
| 1               | 11:22.761 | 116.1 | 42.379 | 25.385   | 182.7 | 12:30.525    |  | 5                       | 37.377   | 182.4 | 37.387 | 2:01.302 |       | 3:16.066 Pit |
| 2               | 36.037    | 202.2 | 31.863 | 24.084   | 184.6 | 1:31.984     |  | 6                       | 1:07.600 | 167.9 | 39.709 | 26.890   | 184.9 | 2:14.199     |
| 3               | 36.207    | 201.4 | 31.998 | 2:36.166 |       | 3:44.371 Pit |  | 7                       | 35.508   | 203.3 | 31.500 | 24.231   | 184.9 | 1:31.239     |
| 4               | 1:04.211  | 176.4 | 36.883 | 26.265   | 182.1 | 2:07.359     |  |                         |          |       |        |          |       |              |



Circuit Length - 3.841 kilometres  
Paul Ricard

Weather/Track: Sun 17C/Dry 40C

Printed at 15:30, Saturday, 19 April, 2014

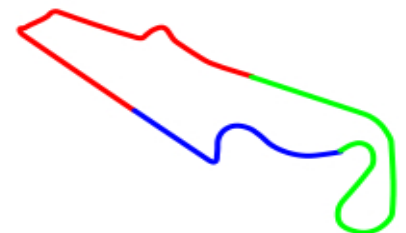
© MST Systems Ltd, 2010 (www.mstworld.com)

Page 2

# 2014 FIA World Touring Car Championship

## Qualifying 1 - Sector Analysis Report

| Lap                          | S1 Time   | S1 Spd | S2 Time | S2 Spd | S3 Time  | S3 Spd | Lap Time  | Pit | Lap                                | S1 Time  | S1 Spd | S2 Time | S2 Spd | S3 Time  | S3 Spd | Lap Time | Pit |
|------------------------------|-----------|--------|---------|--------|----------|--------|-----------|-----|------------------------------------|----------|--------|---------|--------|----------|--------|----------|-----|
| <b>98 Dusan BORKOVIC SRB</b> |           |        |         |        |          |        |           |     | <b>Chevrolet RML Cruze TC1 TC1</b> |          |        |         |        |          |        |          |     |
| 1                            | 11:25.686 | 110.7  | 43.422  |        | 26.970   | 183.0  | 12:36.078 |     | 5                                  | 35.643   | 201.4  | 31.750  |        | 24.175   | 184.3  | 1:31.568 |     |
| 2                            | 36.313    | 201.4  | 33.671  |        | 24.709   | 183.6  | 1:34.693  |     | 6                                  | 35.775   | 200.7  | 31.850  |        | 4:10.353 |        | 5:17.978 | Pit |
| 3                            | 37.551    | 198.8  | 34.286  |        | 3:31.206 |        | 4:43.043  | Pit | 7                                  | 1:09.273 | 163.8  | 44.168  |        | 37.842   | 144.1  | 2:31.283 |     |
| 4                            | 1:02.487  | 167.1  | 36.532  |        | 25.070   | 184.6  | 2:04.089  |     |                                    |          |        |         |        |          |        |          |     |



Circuit Length - 3.841 kilometres  
Paul Ricard

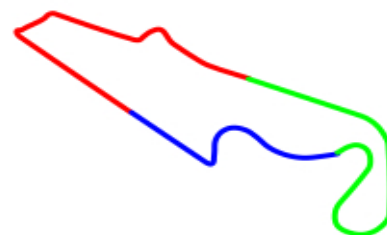
Weather/Track: Sun 17C/Dry 40C



# 2014 FIA World Touring Car Championship Qualifying 1 - Best Sector Times Report

| POS | SECTOR 1 |        | SECTOR 2 |    | SECTOR 3 |     | IDEAL/BEST LAP COMPARISON |        |     |    |            |          |          |     |         |
|-----|----------|--------|----------|----|----------|-----|---------------------------|--------|-----|----|------------|----------|----------|-----|---------|
|     | NO       | TIME   | LAP      | NO | TIME     | LAP | NO                        | TIME   | LAP | NO | NAME       | IDEAL    | BEST     | LAP | DIFF    |
| 1   | 1        | 35.196 | 2        | 1  | 30.961   | 2   | 3                         | 23.885 | 5   | 1  | MULLER     | 1:30.269 | 1:30.269 | 2   | + 0.000 |
| 2   | 9        | 35.386 | 2        | 9  | 30.983   | 2   | 9                         | 24.000 | 2   | 9  | LOEB       | 1:30.369 | 1:30.369 | 2   | + 0.000 |
| 3   | 37       | 35.389 | 2        | 37 | 31.092   | 2   | 7                         | 24.052 | 5   | 37 | LOPEZ      | 1:30.604 | 1:30.782 | 2   | + 0.178 |
| 4   | 7        | 35.391 | 5        | 10 | 31.180   | 6   | 77                        | 24.084 | 2   | 7  | VALENTE    | 1:30.644 | 1:30.644 | 5   | + 0.000 |
| 5   | 77       | 35.508 | 7        | 5  | 31.189   | 5   | 1                         | 24.112 | 2   | 3  | CHILTON    | 1:30.929 | 1:30.932 | 5   | + 0.003 |
| 6   | 3        | 35.542 | 5        | 7  | 31.201   | 5   | 37                        | 24.123 | 5   | 10 | MORBIDELL  | 1:31.042 | 1:31.042 | 6   | + 0.000 |
| 7   | 2        | 35.605 | 4        | 25 | 31.297   | 8   | 5                         | 24.129 | 5   | 77 | MUNNICH    | 1:31.092 | 1:31.239 | 7   | + 0.147 |
| 8   | 10       | 35.632 | 6        | 18 | 31.371   | 5   | 25                        | 24.148 | 8   | 5  | MICHELISZ  | 1:31.110 | 1:31.110 | 5   | + 0.000 |
| 9   | 98       | 35.643 | 5        | 2  | 31.415   | 4   | 98                        | 24.175 | 5   | 2  | TARQUINI   | 1:31.198 | 1:31.198 | 4   | + 0.000 |
| 10  | 5        | 35.792 | 2        | 77 | 31.500   | 7   | 2                         | 24.178 | 4   | 25 | BENNANI    | 1:31.487 | 1:31.487 | 8   | + 0.000 |
| 11  | 18       | 36.014 | 5        | 3  | 31.502   | 2   | 12                        | 24.192 | 2   | 98 | BORKOVIC   | 1:31.568 | 1:31.568 | 5   | + 0.000 |
| 12  | 25       | 36.042 | 8        | 12 | 31.599   | 7   | 10                        | 24.230 | 6   | 18 | MONTEIRO   | 1:31.693 | 1:31.693 | 5   | + 0.000 |
| 13  | 12       | 36.269 | 7        | 98 | 31.750   | 5   | 18                        | 24.308 | 5   | 12 | HUFF       | 1:32.060 | 1:32.142 | 2   | + 0.082 |
| 14  | 11       | 36.314 | 2        | 11 | 32.017   | 2   | 11                        | 24.831 | 2   | 11 | THOMPSON   | 1:33.162 | 1:33.162 | 2   | + 0.000 |
| 15  | 14       | 36.481 | 2        | 14 | 32.413   | 3   | 14                        | 25.106 | 5   | 14 | KOZLOVSKI  | 1:34.000 | 1:34.210 | 3   | + 0.210 |
| 16  | 6        | 36.975 | 6        | 6  | 33.308   | 2   | 8                         | 25.157 | 7   | 6  | ENGSTLER   | 1:35.612 | 1:36.022 | 3   | + 0.410 |
| 17  | 8        | 37.279 | 3        | 27 | 33.349   | 5   | 27                        | 25.313 | 5   | 8  | DI SABATIN | 1:35.916 | 1:36.083 | 7   | + 0.167 |
| 18  | 27       | 37.310 | 5        | 8  | 33.480   | 2   | 6                         | 25.329 | 1   | 27 | FILIPPI    | 1:35.972 | 1:35.972 | 5   | + 0.000 |

'Perfect Lap' - 1:30.042

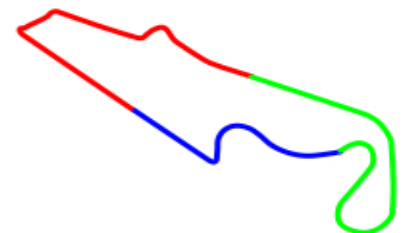


Circuit Length - 3.841 kilometres  
Paul Ricard

Weather/Track: Sun 17C/Dry 40C

# 2014 FIA World Touring Car Championship Qualifying 1 - Best Sector Speeds Report

| SECTOR 1 |    |             |       | SECTOR 2 |    | SECTOR 3    |       |     |  |
|----------|----|-------------|-------|----------|----|-------------|-------|-----|--|
| POS      | NO | NAME        | SPEED | LAP      | NO | NAME        | SPEED | LAP |  |
| 1        | 77 | MUNNICH     | 203.3 | 7        | 77 | MUNNICH     | 184.9 | 6   |  |
| 2        | 3  | CHILTON     | 203.0 | 2        | 7  | VALENTE     | 184.6 | 4   |  |
| 3        | 7  | VALENTE     | 202.6 | 2        | 10 | MORBIDELLI  | 184.6 | 1   |  |
| 4        | 10 | MORBIDELLI  | 202.2 | 2        | 98 | BORKOVIC    | 184.6 | 4   |  |
| 5        | 37 | LOPEZ       | 201.4 | 2        | 37 | LOPEZ       | 184.3 | 1   |  |
| 6        | 98 | BORKOVIC    | 201.4 | 2        | 9  | LOEB        | 183.9 | 1   |  |
| 7        | 1  | MULLER      | 201.1 | 2        | 3  | CHILTON     | 183.6 | 5   |  |
| 8        | 9  | LOEB        | 201.1 | 2        | 1  | MULLER      | 183.0 | 2   |  |
| 9        | 12 | HUFF        | 200.3 | 7        | 12 | HUFF        | 182.1 | 7   |  |
| 10       | 11 | THOMPSON    | 197.8 | 2        | 14 | KOZLOVSKIY  | 181.5 | 1   |  |
| 11       | 14 | KOZLOVSKIY  | 197.8 | 2        | 11 | THOMPSON    | 181.2 | 4   |  |
| 12       | 2  | TARQUINI    | 197.4 | 4        | 25 | BENNANI     | 180.9 | 7   |  |
| 13       | 25 | BENNANI     | 196.7 | 2        | 5  | MICHELISZ   | 180.0 | 4   |  |
| 14       | 5  | MICHELISZ   | 196.3 | 2        | 18 | MONTEIRO    | 179.7 | 4   |  |
| 15       | 18 | MONTEIRO    | 194.9 | 2        | 2  | TARQUINI    | 178.8 | 3   |  |
| 16       | 27 | FILIPPI     | 191.1 | 5        | 27 | FILIPPI     | 174.7 | 5   |  |
| 17       | 6  | ENGSTLER    | 190.8 | 7        | 8  | DI SABATINO | 174.1 | 2   |  |
| 18       | 8  | DI SABATINO | 190.1 | 3        | 6  | ENGSTLER    | 173.9 | 6   |  |



Circuit Length - 3.841 kilometres  
Paul Ricard

Weather/Track: Sun 17C/Dry 40C

## FIA WORLD TOURING CAR CHAMPIONSHIP QUALIFYING 2 - PROVISIONAL CLASSIFICATION

|    | NO | CL  | DRIVER            | NAT | CAR                     | TIME     | ON | LAPS | GAP   | DIFF  | KM/H   |
|----|----|-----|-------------------|-----|-------------------------|----------|----|------|-------|-------|--------|
| 1  | 1  | TC1 | Yvan MULLER       | FRA | Citroen C-Elysee WTCC   | 1:29.566 | 2  | 3    |       |       | 154.38 |
| 2  | 9  | TC1 | Sebastien LOEB    | FRA | Citroen C-Elysee WTCC   | 1:29.638 | 2  | 3    | 0.072 | 0.072 | 154.26 |
| 3  | 37 | TC1 | Jose Maria LOPEZ  | ARG | Citroen C-Elysee WTCC   | 1:29.655 | 2  | 3    | 0.089 | 0.017 | 154.23 |
| 4  | 7  | TC1 | Hugo VALENTE      | FRA | Chevrolet RML Cruze TC1 | 1:30.451 | 2  | 5    | 0.885 | 0.796 | 152.87 |
| 5  | 2  | TC1 | Gabriele TARQUINI | ITA | Honda Civic WTCC        | 1:30.741 | 5  | 5    | 1.175 | 0.290 | 152.38 |
| 6  | 5  | TC1 | Norbert MICHELISZ | HUN | Honda Civic WTCC        | 1:30.751 | 2  | 3    | 1.185 | 0.010 | 152.36 |
| 7  | 3  | TC1 | Tom CHILTON       | GBR | Chevrolet RML Cruze TC1 | 1:30.897 | 5  | 5    | 1.331 | 0.146 | 152.12 |
| 8  | 98 | TC1 | Dusan BORKOVIC    | SRB | Chevrolet RML Cruze TC1 | 1:31.099 | 2  | 5    | 1.533 | 0.202 | 151.78 |
| 9  | 10 | TC1 | Gianni MORBIDELLI | ITA | Chevrolet RML Cruze TC1 | 1:31.207 | 2  | 5    | 1.641 | 0.108 | 151.60 |
| 10 | 18 | TC1 | Tiago MONTEIRO    | PRT | Honda Civic WTCC        | 1:31.224 | 2  | 5    | 1.658 | 0.017 | 151.57 |
| 11 | 77 | TC1 | Rene MUNNICH      | DEU | Chevrolet RML Cruze TC1 | 1:31.345 | 2  | 5    | 1.779 | 0.121 | 151.37 |
| 12 | 25 | TC1 | Mehdi BENNANI     | MAR | Honda Civic WTCC        | 1:32.458 | 2  | 4    | 2.892 | 1.113 | 149.55 |

For Media Information Purposes - No Regulatory Value.

Circuit Paul Ricard

Circuit Length: 3.841 km / 2.387 miles

Weather/Track: Sun 17°C / Dry 37°C

Start: 15:26 Flag: 15:36

|               |          |            |            |
|---------------|----------|------------|------------|
| Race Director | Steward: | Timekeeper | Posted at: |
|---------------|----------|------------|------------|

[www.mstworld.com](http://www.mstworld.com)

Printed -15:39 Saturday, 19 April 2014



Circuit Paul Ricard, Le Castellet - 19 / 20 April 2014

[www.fiawtcc.com](http://www.fiawtcc.com)

## FIA WORLD TOURING CAR CHAMPIONSHIP QUALIFYING 2 RESULT

| NO | CL | DRIVER                | NAT | CAR                     | TIME     | ON | LAPS | GAP   | DIFF  | KM/H   |
|----|----|-----------------------|-----|-------------------------|----------|----|------|-------|-------|--------|
| 1  | 1  | TC1 Yvan MULLER       | FRA | Citroen C-Elysee WTCC   | 1:29.566 | 2  | 3    |       |       | 154.38 |
| 2  | 7  | TC1 Hugo VALENTE      | FRA | Chevrolet RML Cruze TC1 | 1:30.451 | 2  | 5    | 0.885 | 0.885 | 152.87 |
| 3  | 2  | TC1 Gabriele TARQUINI | ITA | Honda Civic WTCC        | 1:30.741 | 5  | 5    | 1.175 | 0.290 | 152.38 |
| 4  | 5  | TC1 Norbert MICHELISZ | HUN | Honda Civic WTCC        | 1:30.751 | 2  | 3    | 1.185 | 0.010 | 152.36 |
| 5  | 3  | TC1 Tom CHILTON       | GBR | Chevrolet RML Cruze TC1 | 1:30.897 | 5  | 5    | 1.331 | 0.146 | 152.12 |
| 6  | 98 | TC1 Dusan BORKOVIC    | SRB | Chevrolet RML Cruze TC1 | 1:31.099 | 2  | 5    | 1.533 | 0.202 | 151.78 |
| 7  | 10 | TC1 Gianni MORBIDELLI | ITA | Chevrolet RML Cruze TC1 | 1:31.207 | 2  | 5    | 1.641 | 0.108 | 151.60 |
| 8  | 18 | TC1 Tiago MONTEIRO    | PRT | Honda Civic WTCC        | 1:31.224 | 2  | 5    | 1.658 | 0.017 | 151.57 |
| 9  | 77 | TC1 Rene MUNNICH      | DEU | Chevrolet RML Cruze TC1 | 1:31.345 | 2  | 5    | 1.779 | 0.121 | 151.37 |
| 10 | 25 | TC1 Mehdi BENNANI     | MAR | Honda Civic WTCC        | 1:32.458 | 2  | 4    | 2.892 | 1.113 | 149.55 |
| 11 | 9  | TC1 Sebastien LOEB    | FRA | Citroen C-Elysee WTCC   |          |    | 3    |       |       |        |
| 12 | 37 | TC1 Jose Maria LOPEZ  | ARG | Citroen C-Elysee WTCC   |          |    | 3    |       |       |        |

Car 37, all times disallowed, Stewards decision 6 refers.

Car 9, all times disallowed, Stewards decision 7 refers.

Weather/Track: Sun 17°C / Dry 37°C

Circuit Paul Ricard

Circuit Length: 3.841 km / 2.387 miles

Start: 15:26 Flag: 15:36

|         |          |         |
|---------|----------|---------|
| Steward | Steward: | Steward |
|---------|----------|---------|

# 2014 FIA World Touring Car Championship

## Qualifying 2 - Sector Analysis Report

Lap S1 Time S1 Spd S2 Time S2 Spd S3 Time S3 Spd Lap Time Pit Lap S1 Time S1 Spd S2 Time S2 Spd S3 Time S3 Spd Lap Time Pit

|                      |           |       |        |        |       |                       |   |        |            |        |        |              |
|----------------------|-----------|-------|--------|--------|-------|-----------------------|---|--------|------------|--------|--------|--------------|
| <b>1 Yvan MULLER</b> |           |       | FRA    |        |       | Citroen C-Elysee WTCC |   |        | <b>TC1</b> |        |        |              |
| 1                    | 12:13.090 | 93.1  | 52.486 | 27.485 | 183.3 | 13:33.061             | 3 | 43.887 | 159.5      | 36.912 | 45.033 | 2:05.832 Pit |
| 2                    | 35.216    | 201.1 | 30.574 | 23.776 | 183.9 | 1:29.566              |   |        |            |        |        |              |

|                            |           |       |        |        |       |                  |   |          |            |        |        |       |          |
|----------------------------|-----------|-------|--------|--------|-------|------------------|---|----------|------------|--------|--------|-------|----------|
| <b>2 Gabriele TARQUINI</b> |           |       | ITA    |        |       | Honda Civic WTCC |   |          | <b>TC1</b> |        |        |       |          |
| 1                          | 12:03.992 | 100.6 | 49.510 | 25.095 | 177.6 | 13:18.597        | 4 | 2:36.208 | 173.9      | 35.765 | 25.159 | 178.5 | 3:37.132 |
| 2                          | 35.942    | 195.2 | 31.160 | 23.957 | 178.5 | 1:31.059         | 5 | 35.482   | 198.5      | 31.178 | 24.081 | 178.8 | 1:30.741 |
| 3                          | 36.893    | 193.8 | 33.378 | 31.730 |       | 1:42.001 Pit     |   |          |            |        |        |       |          |

|                      |           |       |        |          |       |                         |   |          |            |        |        |       |          |
|----------------------|-----------|-------|--------|----------|-------|-------------------------|---|----------|------------|--------|--------|-------|----------|
| <b>3 Tom CHILTON</b> |           |       | GBR    |          |       | Chevrolet RML Cruze TC1 |   |          | <b>TC1</b> |        |        |       |          |
| 1                    | 11:51.597 | 194.2 | 37.097 | 26.332   | 184.6 | 12:55.026               | 4 | 1:02.139 | 193.5      | 37.933 | 24.920 | 184.3 | 2:04.992 |
| 2                    | 35.713    | 203.7 | 31.600 | 23.724   | 184.3 | 1:31.037                | 5 | 35.539   | 203.0      | 31.559 | 23.799 | 184.3 | 1:30.897 |
| 3                    | 38.185    | 198.8 | 34.715 | 1:51.170 |       | 3:04.070 Pit            |   |          |            |        |        |       |          |

|                            |           |       |        |        |       |                  |   |        |            |        |        |              |
|----------------------------|-----------|-------|--------|--------|-------|------------------|---|--------|------------|--------|--------|--------------|
| <b>5 Norbert MICHELISZ</b> |           |       | HUN    |        |       | Honda Civic WTCC |   |        | <b>TC1</b> |        |        |              |
| 1                          | 12:05.157 | 101.3 | 50.869 | 25.624 | 180.9 | 13:21.650        | 3 | 38.382 | 197.0      | 33.946 | 34.514 | 1:46.842 Pit |
| 2                          | 35.653    | 198.5 | 31.088 | 24.010 | 180.6 | 1:30.751         |   |        |            |        |        |              |

|                       |           |       |        |          |       |                         |   |          |            |        |        |       |          |
|-----------------------|-----------|-------|--------|----------|-------|-------------------------|---|----------|------------|--------|--------|-------|----------|
| <b>7 Hugo VALENTE</b> |           |       | FRA    |          |       | Chevrolet RML Cruze TC1 |   |          | <b>TC1</b> |        |        |       |          |
| 1                     | 12:24.123 | 166.4 | 45.263 | 28.241   | 185.2 | 13:37.627               | 4 | 1:01.143 | 161.1      | 37.798 | 23.950 | 185.2 | 2:02.891 |
| 2                     | 35.263    | 204.5 | 31.177 | 24.011   | 185.5 | 1:30.451                | 5 | 35.352   | 204.5      | 31.498 | 24.112 | 187.8 | 1:30.962 |
| 3                     | 35.985    | 177.0 | 35.993 | 2:03.095 |       | 3:15.073 Pit            |   |          |            |        |        |       |          |

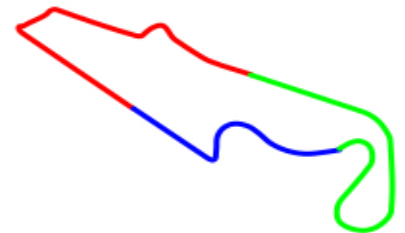
|                         |           |       |        |        |       |                       |   |        |            |        |        |              |
|-------------------------|-----------|-------|--------|--------|-------|-----------------------|---|--------|------------|--------|--------|--------------|
| <b>9 Sebastien LOEB</b> |           |       | FRA    |        |       | Citroen C-Elysee WTCC |   |        | <b>TC1</b> |        |        |              |
| 1                       | 12:15.332 | 90.0  | 52.868 | 27.604 | 184.3 | 13:35.804             | 3 | 35.447 | 201.1      | 33.334 | 36.221 | 1:45.002 Pit |
| 2                       | 35.210    | 202.2 | 30.667 | 23.761 | 184.3 | 1:29.638              |   |        |            |        |        |              |

|                             |           |       |          |          |       |                         |   |        |            |        |        |       |          |
|-----------------------------|-----------|-------|----------|----------|-------|-------------------------|---|--------|------------|--------|--------|-------|----------|
| <b>10 Gianni MORBIDELLI</b> |           |       | ITA      |          |       | Chevrolet RML Cruze TC1 |   |        | <b>TC1</b> |        |        |       |          |
| 1                           | 12:17.174 |       | 53.788   | 28.059   | 184.6 | 13:39.021               | 4 | 56.501 | 200.0      | 33.035 | 24.338 | 185.2 | 1:53.874 |
| 2                           |           |       | 1:07.238 |          | 184.6 | 1:31.207                | 5 | 35.698 | 201.8      | 31.454 | 24.194 | 184.3 | 1:31.346 |
| 3                           | 40.515    | 190.8 | 33.878   | 2:01.584 |       | 3:15.977 Pit            |   |        |            |        |        |       |          |

|                          |           |       |        |        |       |                  |   |          |            |        |        |       |              |
|--------------------------|-----------|-------|--------|--------|-------|------------------|---|----------|------------|--------|--------|-------|--------------|
| <b>18 Tiago MONTEIRO</b> |           |       | PRT    |        |       | Honda Civic WTCC |   |          | <b>TC1</b> |        |        |       |              |
| 1                        | 12:04.728 | 104.5 | 50.409 | 25.264 | 180.0 | 13:20.401        | 4 | 2:37.094 | 183.6      | 33.881 | 24.935 | 180.6 | 3:35.910     |
| 2                        | 35.780    | 198.1 | 31.315 | 24.129 | 180.3 | 1:31.224         | 5 | 36.701   | 197.8      | 33.317 | 36.153 |       | 1:46.171 Pit |
| 3                        | 38.427    | 193.8 | 34.261 | 31.409 |       | 1:44.097 Pit     |   |          |            |        |        |       |              |

|                         |           |       |        |        |       |                  |   |        |            |        |          |              |
|-------------------------|-----------|-------|--------|--------|-------|------------------|---|--------|------------|--------|----------|--------------|
| <b>25 Mehdi BENNANI</b> |           |       | MAR    |        |       | Honda Civic WTCC |   |        | <b>TC1</b> |        |          |              |
| 1                       | 12:05.490 | 91.2  | 51.756 | 25.676 | 180.9 | 13:22.922        | 4 | 40.654 | 188.4      | 37.076 | 1:24.733 | 2:42.463 Pit |
| 2                       | 36.114    | 197.8 | 31.899 | 24.445 | 180.3 | 1:32.458         |   |        |            |        |          |              |
| 3                       | 36.307    | 197.4 | 31.759 | 24.445 | 179.1 | 1:32.511         |   |        |            |        |          |              |

|                            |           |       |        |        |       |                       |   |        |            |        |        |              |
|----------------------------|-----------|-------|--------|--------|-------|-----------------------|---|--------|------------|--------|--------|--------------|
| <b>37 Jose Maria LOPEZ</b> |           |       | ARG    |        |       | Citroen C-Elysee WTCC |   |        | <b>TC1</b> |        |        |              |
| 1                          | 12:41.491 | 129.0 | 39.787 | 29.459 |       | 13:50.737             | 3 | 47.611 | 119.6      | 42.200 | 40.663 | 2:10.474 Pit |
| 2                          | 35.260    | 201.4 | 30.590 | 23.805 | 184.6 | 1:29.655              |   |        |            |        |        |              |



Circuit Length - 3.841 kilometres  
Paul Ricard

Weather/Track: Sun 17C/Dry 37C

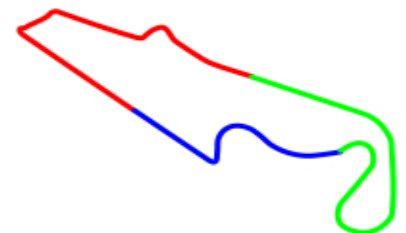
# 2014 FIA World Touring Car Championship

## Qualifying 2 - Sector Analysis Report

Lap S1 Time S1 Spd S2 Time S2 Spd S3 Time S3 Spd Lap Time Pit Lap S1 Time S1 Spd S2 Time S2 Spd S3 Time S3 Spd Lap Time Pit

| 77 Rene MUNNICH DEU Chevrolet RML Cruze TC1 |           |       |          |        |       | TC1       |   |        |       |        |          |              |
|---|-----------|-------|----------|--------|-------|-----------|---|--------|-------|--------|----------|--------------|
| 1   | 12:18.019 |       | 54.051   | 28.445 | 185.5 | 13:40.515 | 4 | 36.485 | 198.1 | 32.533 | 1:27.820 | 2:36.838 Pit |
| 2   |           |       | 1:07.205 |        | 185.8 | 1:31.345  | 5 | 56.538 | 202.6 | 33.231 | 24.844   | 1:54.613     |
| 3   | 35.916    | 206.5 | 31.860   | 24.498 | 184.3 | 1:32.274  |   |        |       |        |          |              |

| 98 Dusan BORKOVIC SRB Chevrolet RML Cruze TC1 |           |       |        |          |       | TC1          |   |          |       |        |        |       |          |
|---|-----------|-------|--------|----------|-------|--------------|---|----------|-------|--------|--------|-------|----------|
| 1   | 12:19.549 | 77.0  | 55.138 | 29.081   | 183.9 | 13:43.768    | 4 | 1:01.401 | 201.1 | 33.962 | 24.632 | 184.3 | 1:59.995 |
| 2   | 35.468    | 201.4 | 31.519 | 24.112   | 184.6 | 1:31.099     | 5 | 35.375   | 202.2 | 31.616 | 24.170 | 184.9 | 1:31.161 |
| 3   | 37.387    | 192.1 | 34.933 | 2:19.776 |       | 3:32.096 Pit |   |          |       |        |        |       |          |



Circuit Length - 3.841 kilometres  
Paul Ricard

Weather/Track: Sun 17C/Dry 37C

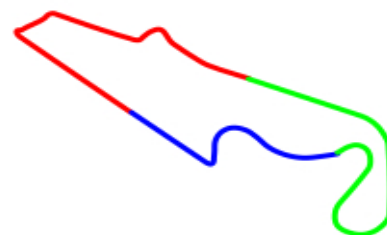
Printed at 15:41, Saturday, 19 April, 2014

© MST Systems Ltd, 2010 (www.mstworld.com)

# 2014 FIA World Touring Car Championship Qualifying 2 - Best Sector Times Report

| POS | SECTOR 1 |        |     | SECTOR 2 |        |     | SECTOR 3 |        |     | NO | NAME      | IDEAL/BEST LAP COMPARISON |          |     | DIFF    |
|-----|----------|--------|-----|----------|--------|-----|----------|--------|-----|----|-----------|---------------------------|----------|-----|---------|
|     | NO       | TIME   | LAP | NO       | TIME   | LAP | NO       | TIME   | LAP |    |           | IDEAL                     | BEST     | LAP |         |
| 1   | 9        | 35.210 | 2   | 1        | 30.574 | 2   | 3        | 23.724 | 2   | 1  | MULLER    | 1:29.566                  | 1:29.566 | 2   | + 0.000 |
| 2   | 1        | 35.216 | 2   | 37       | 30.590 | 2   | 9        | 23.761 | 2   | 9  | LOEB      | 1:29.638                  | 1:29.638 | 2   | + 0.000 |
| 3   | 37       | 35.260 | 2   | 9        | 30.667 | 2   | 1        | 23.776 | 2   | 37 | LOPEZ     | 1:29.655                  | 1:29.655 | 2   | + 0.000 |
| 4   | 7        | 35.263 | 2   | 5        | 31.088 | 2   | 37       | 23.805 | 2   | 7  | VALENTE   | 1:30.390                  | 1:30.451 | 2   | + 0.061 |
| 5   | 98       | 35.375 | 5   | 2        | 31.160 | 2   | 7        | 23.950 | 4   | 2  | TARQUINI  | 1:30.599                  | 1:30.741 | 5   | + 0.142 |
| 6   | 2        | 35.482 | 5   | 7        | 31.177 | 2   | 2        | 23.957 | 2   | 5  | MICHELISZ | 1:30.751                  | 1:30.751 | 2   | + 0.000 |
| 7   | 3        | 35.539 | 5   | 18       | 31.315 | 2   | 5        | 24.010 | 2   | 3  | CHILTON   | 1:30.822                  | 1:30.897 | 5   | + 0.075 |
| 8   | 5        | 35.653 | 2   | 10       | 31.454 | 5   | 98       | 24.112 | 2   | 98 | BORKOVIC  | 1:31.006                  | 1:31.099 | 2   | + 0.093 |
| 9   | 10       | 35.698 | 5   | 98       | 31.519 | 2   | 18       | 24.129 | 2   | 18 | MONTEIRO  | 1:31.224                  | 1:31.224 | 2   | + 0.000 |
| 10  | 18       | 35.780 | 2   | 3        | 31.559 | 5   | 10       | 24.194 | 5   | 10 | MORBIDELL | 1:31.346                  | 1:31.207 | 2   | + 0.139 |
| 11  | 77       | 35.916 | 3   | 25       | 31.759 | 3   | 25       | 24.445 | 2   | 77 | MUNNICH   | 1:32.274                  | 1:31.345 | 2   | + 0.929 |
| 12  | 25       | 36.114 | 2   | 77       | 31.860 | 3   | 77       | 24.498 | 3   | 25 | BENNANI   | 1:32.318                  | 1:32.458 | 2   | + 0.140 |

'Perfect Lap' - 1:29.508

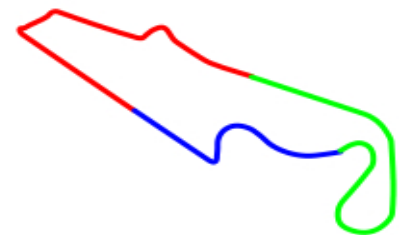


Circuit Length - 3.841 kilometres  
Paul Ricard

Weather/Track: Sun 17C/Dry 37C

# 2014 FIA World Touring Car Championship Qualifying 2 - Best Sector Speeds Report

| SECTOR 1 |    |            |       | SECTOR 2 |    | SECTOR 3   |       |     |  |
|----------|----|------------|-------|----------|----|------------|-------|-----|--|
| POS      | NO | NAME       | SPEED | LAP      | NO | NAME       | SPEED | LAP |  |
| 1        | 77 | MUNNICH    | 206.5 | 3        | 7  | VALENTE    | 187.8 | 5   |  |
| 2        | 7  | VALENTE    | 204.5 | 2        | 77 | MUNNICH    | 185.8 | 2   |  |
| 3        | 3  | CHILTON    | 203.7 | 2        | 10 | MORBIDELLI | 185.2 | 4   |  |
| 4        | 9  | LOEB       | 202.2 | 2        | 98 | BORKOVIC   | 184.9 | 5   |  |
| 5        | 98 | BORKOVIC   | 202.2 | 5        | 3  | CHILTON    | 184.6 | 1   |  |
| 6        | 10 | MORBIDELLI | 201.8 | 5        | 37 | LOPEZ      | 184.6 | 2   |  |
| 7        | 37 | LOPEZ      | 201.4 | 2        | 9  | LOEB       | 184.3 | 1   |  |
| 8        | 1  | MULLER     | 201.1 | 2        | 1  | MULLER     | 183.9 | 2   |  |
| 9        | 2  | TARQUINI   | 198.5 | 5        | 5  | MICHELISZ  | 180.9 | 1   |  |
| 10       | 5  | MICHELISZ  | 198.5 | 2        | 25 | BENNANI    | 180.9 | 1   |  |
| 11       | 18 | MONTEIRO   | 198.1 | 2        | 18 | MONTEIRO   | 180.6 | 4   |  |
| 12       | 25 | BENNANI    | 197.8 | 2        | 2  | TARQUINI   | 178.8 | 5   |  |



Circuit Length - 3.841 kilometres  
Paul Ricard

Weather/Track: Sun 17C/Dry 37C



**FIA WORLD TOURING CAR CHAMPIONSHIP**  
**QUALIFYING 3 - PROVISIONAL CLASSIFICATION**

|   | NO | CL  | DRIVER            | NAT | CAR                     | TIME     | ON | LAPS | GAP   | DIFF  | KM/H   |
|---|----|-----|-------------------|-----|-------------------------|----------|----|------|-------|-------|--------|
| 1 | 9  | TC1 | Sebastien LOEB    | FRA | Citroen C-Elysee WTCC   | 1:29.527 | 2  | 2    |       |       | 154.45 |
| 2 | 37 | TC1 | Jose Maria LOPEZ  | ARG | Citroen C-Elysee WTCC   | 1:29.619 | 2  | 2    | 0.092 | 0.092 | 154.29 |
| 3 | 1  | TC1 | Yvan MULLER       | FRA | Citroen C-Elysee WTCC   | 1:29.857 | 2  | 2    | 0.330 | 0.238 | 153.88 |
| 4 | 2  | TC1 | Gabriele TARQUINI | ITA | Honda Civic WTCC        | 1:30.808 | 2  | 2    | 1.281 | 0.951 | 152.27 |
| 5 | 7  | TC1 | Hugo VALENTE      | FRA | Chevrolet RML Cruze TC1 | 1:31.139 | 2  | 2    | 1.612 | 0.331 | 151.71 |

For Media Information Purposes - No Regulatory Value.

Circuit Paul Ricard

Circuit Length: 3.841 km / 2.387 miles

Weather/Track: Sun 17°C / Dry 37°C

Start: 15:41 Flag: 15:40

|               |          |            |            |
|---------------|----------|------------|------------|
| Race Director | Steward: | Timekeeper | Posted at: |
|---------------|----------|------------|------------|

[www.mstworld.com](http://www.mstworld.com)

Printed -15:55 Saturday, 19 April 2014



**Circuit Paul Ricard, Le Castellet - 19 / 20 April 2014**

[www.fiawtcc.com](http://www.fiawtcc.com)

**FIA WORLD TOURING CAR CHAMPIONSHIP  
QUALIFYING 3 RESULT**

|   | NO | CL  | DRIVER            | NAT | CAR                     | TIME     | ON | LAPS | GAP   | DIFF  | KM/H   |
|---|----|-----|-------------------|-----|-------------------------|----------|----|------|-------|-------|--------|
| 1 | 1  | TC1 | Yvan MULLER       | FRA | Citroen C-Elysee WTCC   | 1:29.857 | 2  | 2    |       |       | 153.88 |
| 2 | 2  | TC1 | Gabriele TARQUINI | ITA | Honda Civic WTCC        | 1:30.808 | 2  | 2    | 0.951 | 0.951 | 152.27 |
| 3 | 7  | TC1 | Hugo VALENTE      | FRA | Chevrolet RML Cruze TC1 | 1:31.139 | 2  | 2    | 1.282 | 0.331 | 151.71 |
| 4 | 9  | TC1 | Sebastien LOEB    | FRA | Citroen C-Elysee WTCC   |          |    | 2    |       |       |        |
| 5 | 37 | TC1 | Jose Maria LOPEZ  | ARG | Citroen C-Elysee WTCC   |          |    | 2    |       |       |        |

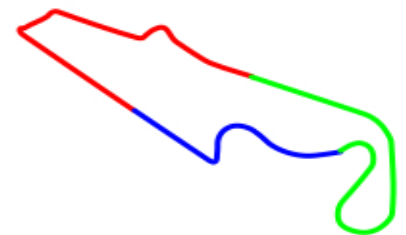
Car 37, all times disallowed, Stewards decision 6 refers  
Car 9, all times disallowed, Stewards decision 7 refers.  
Weather/Track: Sun 17°C / Dry 37°C

Circuit Paul Ricard  
Circuit Length: 3.841 km / 2.387 miles  
Start: 15:41 Flag: 15:40

|         |          |         |
|---------|----------|---------|
| Steward | Steward: | Steward |
|---------|----------|---------|

# 2014 FIA World Touring Car Championship Qualifying 3 - Sector Analysis Report

| Lap   | S1 Time   | S1 Spd | S2 Time | S2 Spd | S3 Time | S3 Spd | Lap Time  | Pit | Lap | S1 Time | S1 Spd | S2 Time | S2 Spd | S3 Time | S3 Spd | Lap Time | Pit |
|---|-----------|--------|---------|--------|---------|--------|-----------|-----|-----|---------|--------|---------|--------|---------|--------|----------|-----|
| <b>1 Yvan MULLER</b> FRA Citroen C-Elysee WTCC <b>TC1</b>       |           |        |         |        |         |        |           |     |     |         |        |         |        |         |        |          |     |
| 1   | 29:57.141 | 127.8  | 42.814  |        | 27.948  |        | 31:07.903 |     |     |         |        |         |        |         |        |          |     |
| 2   | 35.269    | 200.0  | 30.710  |        | 23.878  |        | 1:29.857  |     |     |         |        |         |        |         |        |          |     |
| <b>2 Gabriele TARQUINI</b> ITA Honda Civic WTCC <b>TC1</b>      |           |        |         |        |         |        |           |     |     |         |        |         |        |         |        |          |     |
| 1   | 20:49.434 | 189.4  | 37.416  |        | 25.672  | 177.3  | 21:52.522 |     |     |         |        |         |        |         |        |          |     |
| 2   | 35.640    | 197.0  | 30.998  |        | 24.170  | 178.5  | 1:30.808  |     |     |         |        |         |        |         |        |          |     |
| <b>7 Hugo VALENTE</b> FRA Chevrolet RML Cruze TC1 <b>TC1</b>    |           |        |         |        |         |        |           |     |     |         |        |         |        |         |        |          |     |
| 1   | 22:56.058 | 198.1  | 33.052  |        | 24.484  | 184.6  | 23:53.594 |     |     |         |        |         |        |         |        |          |     |
| 2   | 35.491    | 203.7  | 31.483  |        | 24.165  | 184.9  | 1:31.139  |     |     |         |        |         |        |         |        |          |     |
| <b>9 Sebastien LOEB</b> FRA Citroen C-Elysee WTCC <b>TC1</b>    |           |        |         |        |         |        |           |     |     |         |        |         |        |         |        |          |     |
| 1   | 27:28.242 | 146.1  | 37.842  |        | 24.608  | 184.6  | 28:30.692 |     |     |         |        |         |        |         |        |          |     |
| 2   | 35.280    | 200.3  | 30.513  |        | 23.734  | 184.6  | 1:29.527  |     |     |         |        |         |        |         |        |          |     |
| <b>37 Jose Maria LOPEZ</b> ARG Citroen C-Elysee WTCC <b>TC1</b> |           |        |         |        |         |        |           |     |     |         |        |         |        |         |        |          |     |
| 1   | 25:10.403 | 181.8  | 35.207  |        | 25.461  | 183.0  | 26:11.071 |     |     |         |        |         |        |         |        |          |     |
| 2   | 35.281    | 201.1  | 30.522  |        | 23.816  | 182.7  | 1:29.619  |     |     |         |        |         |        |         |        |          |     |



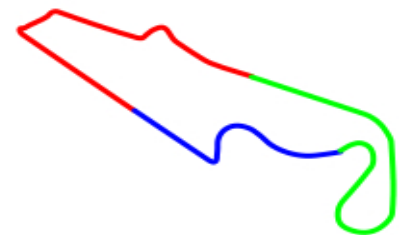
Circuit Length - 3.841 kilometres  
Paul Ricard

Weather/Track: Sun 17C/Dry 37C

# 2014 FIA World Touring Car Championship Qualifying 3 - Best Sector Times Report

| POS | SECTOR 1 |        |     | SECTOR 2 |        |     | SECTOR 3 |        |     | NO | NAME     | IDEAL/BEST LAP COMPARISON |          |      |         |
|-----|----------|--------|-----|----------|--------|-----|----------|--------|-----|----|----------|---------------------------|----------|------|---------|
|     | NO       | TIME   | LAP | NO       | TIME   | LAP | NO       | TIME   | LAP |    |          | NO                        | IDEAL    | BEST | LAP     |
| 1   | 1        | 35.269 | 2   | 9        | 30.513 | 2   | 9        | 23.734 | 2   | 9  | LOEB     | 1:29.527                  | 1:29.527 | 2    | + 0.000 |
| 2   | 9        | 35.280 | 2   | 37       | 30.522 | 2   | 37       | 23.816 | 2   | 37 | LOPEZ    | 1:29.619                  | 1:29.619 | 2    | + 0.000 |
| 3   | 37       | 35.281 | 2   | 1        | 30.710 | 2   | 1        | 23.878 | 2   | 1  | MULLER   | 1:29.857                  | 1:29.857 | 2    | + 0.000 |
| 4   | 7        | 35.491 | 2   | 2        | 30.998 | 2   | 7        | 24.165 | 2   | 2  | TARQUINI | 1:30.808                  | 1:30.808 | 2    | + 0.000 |
| 5   | 2        | 35.640 | 2   | 7        | 31.483 | 2   | 2        | 24.170 | 2   | 7  | VALENTE  | 1:31.139                  | 1:31.139 | 2    | + 0.000 |

'Perfect Lap' - 1:29.516

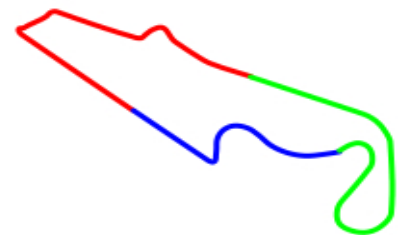


Circuit Length - 3.841 kilometres  
Paul Ricard

Weather/Track: Sun 17C/Dry 37C

# 2014 FIA World Touring Car Championship Qualifying 3 - Best Sector Speeds Report

| SECTOR 1 |    |          |       | SECTOR 2 |    |                      | SECTOR 3 |          |       |     |
|----------|----|----------|-------|----------|----|----------------------|----------|----------|-------|-----|
| POS      | NO | NAME     | SPEED | LAP      | NO | SPEED TRAP AVAILABLE | NO       | NAME     | SPEED | LAP |
| 1        | 7  | VALENTE  | 203.7 | 2        |    |                      | 7        | VALENTE  | 184.9 | 2   |
| 2        | 37 | LOPEZ    | 201.1 | 2        |    |                      | 9        | LOEB     | 184.6 | 1   |
| 3        | 9  | LOEB     | 200.3 | 2        |    |                      | 37       | LOPEZ    | 183.0 | 1   |
| 4        | 1  | MULLER   | 200.0 | 2        |    |                      | 2        | TARQUINI | 178.5 | 2   |
| 5        | 2  | TARQUINI | 197.0 | 2        |    |                      |          |          |       |     |



Circuit Length - 3.841 kilometres  
Paul Ricard

Weather/Track: Sun 17C/Dry 37C

**FIA WORLD TOURING CAR CHAMPIONSHIP  
COMBINED QUALIFYING - PROVISIONAL CLASSIFICATION**

| NO | CL | DRIVER                   | NAT | CAR                     | QUALIFYING 1 | QUALIFYING 2 | QUALIFYING 3 |
|----|----|--------------------------|-----|-------------------------|--------------|--------------|--------------|
| 1  | 9  | TC1 Sebastien LOEB       | FRA | Citroen C-Elysee WTCC   | 1:30.369     | 1:29.638     | 1:29.527     |
| 2  | 37 | TC1 Jose Maria LOPEZ     | ARG | Citroen C-Elysee WTCC   | 1:30.782     | 1:29.655     | 1:29.619     |
| 3  | 1  | TC1 Yvan MULLER          | FRA | Citroen C-Elysee WTCC   | 1:30.269     | 1:29.566     | 1:29.857     |
| 4  | 2  | TC1 Gabriele TARQUINI    | ITA | Honda Civic WTCC        | 1:31.198     | 1:30.741     | 1:30.808     |
| 5  | 7  | TC1 Hugo VALENTE         | FRA | Chevrolet RML Cruze TC1 | 1:30.644     | 1:30.451     | 1:31.139     |
| 6  | 5  | TC1 Norbert MICHELISZ    | HUN | Honda Civic WTCC        | 1:31.110     | 1:30.751     |              |
| 7  | 3  | TC1 Tom CHILTON          | GBR | Chevrolet RML Cruze TC1 | 1:30.932     | 1:30.897     |              |
| 8  | 98 | TC1 Dusan BORKOVIC       | SRB | Chevrolet RML Cruze TC1 | 1:31.568     | 1:31.099     |              |
| 9  | 10 | TC1 Gianni MORBIDELLI    | ITA | Chevrolet RML Cruze TC1 | 1:31.042     | 1:31.207     |              |
| 10 | 18 | TC1 Tiago MONTEIRO       | PRT | Honda Civic WTCC        | 1:31.693     | 1:31.224     |              |
| 11 | 77 | TC1 Rene MUNNICH         | DEU | Chevrolet RML Cruze TC1 | 1:31.239     | 1:31.345     |              |
| 12 | 25 | TC1 Mehdi BENNANI        | MAR | Honda Civic WTCC        | 1:31.487     | 1:32.458     |              |
| 13 | 12 | TC1 Rob HUFF             | GBR | Lada Granta 1.6T        | 1:32.142     |              |              |
| 14 | 11 | TC1 James THOMPSON       | GBR | Lada Granta 1.6T        | 1:33.162     |              |              |
| 15 | 14 | TC1 Mikhail KOZLOVSKIY   | RUS | Lada Granta 1.6T        | 1:34.210     |              |              |
| 16 | 27 | TC2 John FILIPPI         | FRA | SEAT Leon WTCC          | 1:35.972     |              |              |
| 17 | 6  | TC2 Franz ENGSTLER       | DEU | BMW E90 320 TC          | 1:36.022     |              |              |
| 18 | 8  | TC2 Pasquale DI SABATINO | ITA | BMW E90 320 TC          | 1:36.083     |              |              |

QUALIFICATION MAXIMA (107%) 1:36.587

For Media Information Purposes - No Regulatory Value.

Circuit Paul Ricard

Circuit Length: 3.841 km / 2.387 miles

Weather/Track: Sun 17°C / Dry 37°C

Start: 15:41 End: 15:40

|               |          |            |            |
|---------------|----------|------------|------------|
| Race Director | Steward: | Timekeeper | Issued at: |
|---------------|----------|------------|------------|

## FIA WORLD TOURING CAR CHAMPIONSHIP COMBINED QUALIFYING RESULT

| NO | CL | DRIVER                   | NAT | CAR                     | QUALIFYING 1 | QUALIFYING 2 | QUALIFYING 3 |
|----|----|--------------------------|-----|-------------------------|--------------|--------------|--------------|
| 1  | 1  | TC1 Yvan MULLER          | FRA | Citroen C-Elysee WTCC   | 1:30.269     | 1:29.566     | 1:29.857     |
| 2  | 2  | TC1 Gabriele TARQUINI    | ITA | Honda Civic WTCC        | 1:31.198     | 1:30.741     | 1:30.808     |
| 3  | 7  | TC1 Hugo VALENTE         | FRA | Chevrolet RML Cruze TC1 | 1:30.644     | 1:30.451     | 1:31.139     |
| 4  | 5  | TC1 Norbert MICHELISZ    | HUN | Honda Civic WTCC        | 1:31.110     | 1:30.751     |              |
| 5  | 3  | TC1 Tom CHILTON          | GBR | Chevrolet RML Cruze TC1 | 1:30.932     | 1:30.897     |              |
| 6  | 98 | TC1 Dusan BORKOVIC       | SRB | Chevrolet RML Cruze TC1 | 1:31.568     | 1:31.099     |              |
| 7  | 10 | TC1 Gianni MORBIDELLI    | ITA | Chevrolet RML Cruze TC1 | 1:31.042     | 1:31.207     |              |
| 8  | 18 | TC1 Tiago MONTEIRO       | PRT | Honda Civic WTCC        | 1:31.693     | 1:31.224     |              |
| 9  | 77 | TC1 Rene MUNNICH         | DEU | Chevrolet RML Cruze TC1 | 1:31.239     | 1:31.345     |              |
| 10 | 25 | TC1 Mehdi BENNANI        | MAR | Honda Civic WTCC        | 1:31.487     | 1:32.458     |              |
| 11 | 12 | TC1 Rob HUFF             | GBR | Lada Granta 1.6T        | 1:32.142     |              |              |
| 12 | 11 | TC1 James THOMPSON       | GBR | Lada Granta 1.6T        | 1:33.162     |              |              |
| 13 | 14 | TC1 Mikhail KOZLOVSKIY   | RUS | Lada Granta 1.6T        | 1:34.210     |              |              |
| 14 | 27 | TC2 John FILIPPI         | FRA | SEAT Leon WTCC          | 1:35.972     |              |              |
| 15 | 6  | TC2 Franz ENGSTLER       | DEU | BMW E90 320 TC          | 1:36.022     |              |              |
| 16 | 8  | TC2 Pasquale DI SABATINO | ITA | BMW E90 320 TC          | 1:36.083     |              |              |
|    | 9  | TC1 Sebastien LOEB       | FRA | Citroen C-Elysee WTCC   |              |              |              |
|    | 37 | TC1 Jose Maria LOPEZ     | ARG | Citroen C-Elysee WTCC   |              |              |              |

Circuit Paul Ricard  
Circuit Length: 3.841 km / 2.387 miles  
Start: 15:41 End: 15:40

Car 37, all times disallowed, Stewards decision 6 refers

Car 9, all times disallowed, Stewards decision 7 refers.

Weather/Track: Sun 17°C / Dry 37°C

|         |          |         |
|---------|----------|---------|
| Steward | Steward: | Steward |
|---------|----------|---------|

## FIA WORLD TOURING CAR CHAMPIONSHIP RACE 1 - PROVISIONAL STARTING GRID

| ROW | Driver                  | Driver                 |
|-----|-------------------------|------------------------|
| 9   | 18 <b>37</b> LOPEZ      | 17 <b>9</b> LOEB       |
| 8   | 16 <b>8</b> DI SABATINO | 15 <b>6</b> ENGSTLER   |
| 7   | 14 <b>27</b> FILIPPI    | 13 <b>25</b> BENNANI   |
| 6   | 12 <b>14</b> KOZLOVSKIY | 11 <b>11</b> THOMPSON  |
| 5   | 10 <b>12</b> HUFF       | 9 <b>77</b> MUNNICH    |
| 4   | 8 <b>18</b> MONTEIRO    | 7 <b>10</b> MORBIDELLI |
| 3   | 6 <b>98</b> BORKOVIC    | 5 <b>3</b> CHILTON     |
| 2   | 4 <b>5</b> MICHELISZ    | 3 <b>7</b> VALENTE     |
| 1   | 2 <b>2</b> TARQUINI     | 1 <b>1</b> MULLER      |
|     |                         | POLE                   |

Car 37, all times disallowed, Stewards decision 6 refers  
 Car 9, all times disallowed, Stewards decision 7 refers.  
 Car 25, 3 place penalty applied, Marrakech, Stewards decision 14 refers.

Circuit Paul Ricard  
 Circuit Length: 3.841 km / 2.387 miles

|                |          |             |
|----------------|----------|-------------|
| Race Director: | Steward: | Timekeeper: |
|----------------|----------|-------------|



## FIA WORLD TOURING CAR CHAMPIONSHIP RACE 1 - FINAL STARTING GRID

| ROW |                         |                        |
|-----|-------------------------|------------------------|
| 9   | 18 <b>37</b> LOPEZ      | 17 <b>9</b> LOEB       |
| 8   | 16 <b>8</b> DI SABATINO | 15 <b>6</b> ENGSTLER   |
| 7   | 14 <b>27</b> FILIPPI    | 13 <b>25</b> BENNANI   |
| 6   | 12 <b>14</b> KOZLOVSKIY | 11 <b>11</b> THOMPSON  |
| 5   | 10 <b>12</b> HUFF       | 9 <b>77</b> MUNNICH    |
| 4   | 8 <b>18</b> MONTEIRO    | 7 <b>10</b> MORBIDELLI |
| 3   | 6 <b>98</b> BORKOVIC    | 5 <b>3</b> CHILTON     |
| 2   | 4 <b>5</b> MICHELISZ    | 3 <b>7</b> VALENTE     |
| 1   | 2 <b>2</b> TARQUINI     | 1 <b>1</b> MULLER      |
|     |                         | POLE                   |

Circuit Paul Ricard  
Circuit Length: 3.841 km / 2.387 miles

|                |          |             |
|----------------|----------|-------------|
| Race Director: | Steward: | Timekeeper: |
|----------------|----------|-------------|

## FIA WORLD TOURING CAR CHAMPIONSHIP RACE 1 - PROVISIONAL CLASSIFICATION

| NO | CL | DRIVER                   | NAT | CAR                     | TIME      | LAPS | GAP      | DIFF   | KM/H   | BEST     | ON |
|----|----|--------------------------|-----|-------------------------|-----------|------|----------|--------|--------|----------|----|
| 1  | 1  | TC1 Yvan MULLER          | FRA | Citroen C-Elysee WTCC   | 27:58.347 | 16   |          |        | 131.82 | 1:43.675 | 13 |
| 2  | 9  | TC1 Sebastien LOEB       | FRA | Citroen C-Elysee WTCC   | 28:11.074 | 16   | 12.727   | 12.727 | 130.82 | 1:43.938 | 8  |
| 3  | 2  | TC1 Gabriele TARQUINI    | ITA | Honda Civic WTCC        | 28:13.373 | 16   | 15.026   | 2.299  | 130.65 | 1:44.705 | 13 |
| 4  | 37 | TC1 Jose Maria LOPEZ     | ARG | Citroen C-Elysee WTCC   | 28:17.010 | 16   | 18.663   | 3.637  | 130.37 | 1:43.766 | 12 |
| 5  | 12 | TC1 Rob HUFF             | GBR | Lada Granta 1.6T        | 28:29.740 | 16   | 31.393   | 12.730 | 129.40 | 1:45.419 | 16 |
| 6  | 7  | TC1 Hugo VALENTE         | FRA | Chevrolet RML Cruze TC1 | 28:32.762 | 16   | 34.415   | 3.022  | 129.17 | 1:45.288 | 12 |
| 7  | 5  | TC1 Norbert MICHELISZ    | HUN | Honda Civic WTCC        | 28:33.243 | 16   | 34.896   | 0.481  | 129.13 | 1:45.331 | 10 |
| 8  | 18 | TC1 Tiago MONTEIRO       | PRT | Honda Civic WTCC        | 28:36.265 | 16   | 37.918   | 3.022  | 128.90 | 1:45.227 | 11 |
| 9  | 3  | TC1 Tom CHILTON          | GBR | Chevrolet RML Cruze TC1 | 28:39.361 | 16   | 41.014   | 3.096  | 128.67 | 1:45.365 | 16 |
| 10 | 11 | TC1 James THOMPSON       | GBR | Lada Granta 1.6T        | 28:44.086 | 16   | 45.739   | 4.725  | 128.32 | 1:45.577 | 15 |
| 11 | 10 | TC1 Gianni MORBIDELLI    | ITA | Chevrolet RML Cruze TC1 | 28:47.067 | 16   | 48.720   | 2.981  | 128.10 | 1:46.248 | 7  |
| 12 | 77 | TC1 Rene MUNNICH         | DEU | Chevrolet RML Cruze TC1 | 28:47.581 | 16   | 49.234   | 0.514  | 128.06 | 1:45.589 | 16 |
| 13 | 25 | TC1 Mehdi BENNANI        | MAR | Honda Civic WTCC        | 28:55.483 | 16   | 57.136   | 7.902  | 127.48 | 1:45.322 | 16 |
| 14 | 98 | TC1 Dusan BORKOVIC       | SRB | Chevrolet RML Cruze TC1 | 29:00.869 | 16   | 1:02.522 | 5.386  | 127.08 | 1:46.218 | 9  |
| 15 | 14 | TC1 Mikhail KOZLOVSKIY   | RUS | Lada Granta 1.6T        | 29:04.160 | 16   | 1:05.813 | 3.291  | 126.84 | 1:46.839 | 16 |
| 16 | 6  | TC2 Franz ENGSTLER       | DEU | BMW E90 320 TC          | 29:44.934 | 16   | 1:46.587 | 40.774 | 123.94 | 1:49.168 | 13 |
| 17 | 8  | TC2 Pasquale DI SABATINO | ITA | BMW E90 320 TC          | 28:18.940 | 15   | 1 Lap    |        | 122.08 | 1:50.020 | 12 |
| 18 | 27 | TC2 John FILIPPI         | FRA | SEAT Leon WTCC          | 29:09.099 | 15   | 1 Lap    | 50.159 | 118.58 | 1:51.233 | 9  |

### FASTEST LAP

|   |     |                |     |                       |          |    |  |              |            |
|---|-----|----------------|-----|-----------------------|----------|----|--|--------------|------------|
| 1 | TC1 | Yvan MULLER    | FRA | Citroen C-Elysee WTCC | 1:43.675 | 13 |  | 133.374 km/h | 82.875 mph |
| 6 | TC2 | Franz ENGSTLER | DEU | BMW E90 320 TC        | 1:49.168 | 13 |  | 126.663 km/h | 78.705 mph |

For Media Information Purposes - No Regulatory Value.

Circuit Paul Ricard

Circuit Length: 3.841 km / 2.387 miles

Weather/Track: Cloud 11°C / Drying 13°C

Start: 13:18 Flag: 13:46

|               |          |            |            |
|---------------|----------|------------|------------|
| Race Director | Steward: | Timekeeper | Posted at: |
|---------------|----------|------------|------------|

www.mstworld.com

Printed -13:50 Sunday, 20 April 2014



Circuit Paul Ricard, Le Castellet - 19 / 20 April 2014

[www.fiawtcc.com](http://www.fiawtcc.com)

## FIA WORLD TOURING CAR CHAMPIONSHIP RACE 1 RESULT

| NO | CL | DRIVER                   | NAT | CAR                     | TIME      | LAPS | GAP      | DIFF   | KM/H   | BEST     | ON |
|----|----|--------------------------|-----|-------------------------|-----------|------|----------|--------|--------|----------|----|
| 1  | 1  | TC1 Yvan MULLER          | FRA | Citroen C-Elysee WTCC   | 27:58.347 | 16   |          |        | 131.82 | 1:43.675 | 13 |
| 2  | 9  | TC1 Sebastien LOEB       | FRA | Citroen C-Elysee WTCC   | 28:11.074 | 16   | 12.727   | 12.727 | 130.82 | 1:43.938 | 8  |
| 3  | 2  | TC1 Gabriele TARQUINI    | ITA | Honda Civic WTCC        | 28:13.373 | 16   | 15.026   | 2.299  | 130.65 | 1:44.705 | 13 |
| 4  | 37 | TC1 Jose Maria LOPEZ     | ARG | Citroen C-Elysee WTCC   | 28:17.010 | 16   | 18.663   | 3.637  | 130.37 | 1:43.766 | 12 |
| 5  | 12 | TC1 Rob HUFF             | GBR | Lada Granta 1.6T        | 28:29.740 | 16   | 31.393   | 12.730 | 129.40 | 1:45.419 | 16 |
| 6  | 7  | TC1 Hugo VALENTE         | FRA | Chevrolet RML Cruze TC1 | 28:32.762 | 16   | 34.415   | 3.022  | 129.17 | 1:45.288 | 12 |
| 7  | 5  | TC1 Norbert MICHELISZ    | HUN | Honda Civic WTCC        | 28:33.243 | 16   | 34.896   | 0.481  | 129.13 | 1:45.331 | 10 |
| 8  | 18 | TC1 Tiago MONTEIRO       | PRT | Honda Civic WTCC        | 28:36.265 | 16   | 37.918   | 3.022  | 128.90 | 1:45.227 | 11 |
| 9  | 3  | TC1 Tom CHILTON          | GBR | Chevrolet RML Cruze TC1 | 28:39.361 | 16   | 41.014   | 3.096  | 128.67 | 1:45.365 | 16 |
| 10 | 11 | TC1 James THOMPSON       | GBR | Lada Granta 1.6T        | 28:44.086 | 16   | 45.739   | 4.725  | 128.32 | 1:45.577 | 15 |
| 11 | 10 | TC1 Gianni MORBIDELLI    | ITA | Chevrolet RML Cruze TC1 | 28:47.067 | 16   | 48.720   | 2.981  | 128.10 | 1:46.248 | 7  |
| 12 | 77 | TC1 Rene MUNNICH         | DEU | Chevrolet RML Cruze TC1 | 28:47.581 | 16   | 49.234   | 0.514  | 128.06 | 1:45.589 | 16 |
| 13 | 25 | TC1 Mehdi BENNANI        | MAR | Honda Civic WTCC        | 28:55.483 | 16   | 57.136   | 7.902  | 127.48 | 1:45.322 | 16 |
| 14 | 98 | TC1 Dusan BORKOVIC       | SRB | Chevrolet RML Cruze TC1 | 29:00.869 | 16   | 1:02.522 | 5.386  | 127.08 | 1:46.218 | 9  |
| 15 | 14 | TC1 Mikhail KOZLOVSKIY   | RUS | Lada Granta 1.6T        | 29:04.160 | 16   | 1:05.813 | 3.291  | 126.84 | 1:46.839 | 16 |
| 16 | 6  | TC2 Franz ENGSTLER       | DEU | BMW E90 320 TC          | 29:44.934 | 16   | 1:46.587 | 40.774 | 123.94 | 1:49.168 | 13 |
| 17 | 8  | TC2 Pasquale DI SABATINO | ITA | BMW E90 320 TC          | 28:18.940 | 15   | 1 Lap    |        | 122.08 | 1:50.020 | 12 |
| 18 | 27 | TC2 John FILIPPI         | FRA | SEAT Leon WTCC          | 29:09.099 | 15   | 1 Lap    | 50.159 | 118.58 | 1:51.233 | 9  |

### FASTEST LAP

|   |     |                |     |                       |          |    |  |              |            |
|---|-----|----------------|-----|-----------------------|----------|----|--|--------------|------------|
| 1 | TC1 | Yvan MULLER    | FRA | Citroen C-Elysee WTCC | 1:43.675 | 13 |  | 133.374 km/h | 82.875 mph |
| 6 | TC2 | Franz ENGSTLER | DEU | BMW E90 320 TC        | 1:49.168 | 13 |  | 126.663 km/h | 78.705 mph |

Weather/Track: Cloud 11°C / Drying 13°C

Circuit Paul Ricard  
Circuit Length: 3.841 km / 2.387 miles  
Start: 13:18 Flag: 13:46

|          |          |          |
|----------|----------|----------|
| Steward: | Steward: | Steward: |
|----------|----------|----------|

www.mstworld.com

Printed -19:15 Sunday, 20 April 2014



Circuit Paul Ricard, Le Castellet - 19 / 20 April 2014

[www.fiawtcc.com](http://www.fiawtcc.com)

# FIA WORLD TOURING CAR CHAMPIONSHIP

## RACE 1 - SECTOR ANALYSIS

| 1 Yvan MULLER (FRA)      |          |       |          |   |          |       |           | Citroen C-Elysee WTCC |          |       |          |                    | TC1      |       |           |
|--------------------------|----------|-------|----------|---|----------|-------|-----------|-----------------------|----------|-------|----------|--------------------|----------|-------|-----------|
| LAP                      | SECTOR 1 |       | SECTOR 2 |   | SECTOR 3 |       | TOTAL LAP | LAP                   | SECTOR 1 |       | SECTOR 2 |                    | SECTOR 3 |       | TOTAL LAP |
| 1                        | 49.638   | -     | 37.305   | - | 27.341   | 182.7 | 1:54.283  | 9                     | 40.639   | 192.8 | 36.394   | -                  | 26.904   | 182.1 | 1:43.937  |
| 2                        | 41.185   | 191.4 | 37.109   | - | 27.510   | 183.0 | 1:45.804  | 10                    | 40.637   | 193.8 | 36.506   | -                  | 26.821   | 182.1 | 1:43.964  |
| 3                        | 40.983   | 192.1 | 36.526   | - | 27.208   | 181.2 | 1:44.717  | 11                    | 40.450   | 192.5 | 36.695   | -                  | 26.894   | 181.5 | 1:44.039  |
| 4                        | 40.770   | 192.1 | 36.930   | - | 27.149   | 180.9 | 1:44.849  | 12                    | 40.464   | 193.2 | 36.324   | -                  | 27.013   | 181.8 | 1:43.801  |
| 5                        | 40.755   | 191.8 | 37.216   | - | 27.159   | 182.1 | 1:45.130  | 13                    | 40.388   | 192.5 | 36.432   | -                  | 26.855   | 182.7 | 1:43.675  |
| 6                        | 40.856   | 193.2 | 36.665   | - | 26.948   | 182.1 | 1:44.469  | 14                    | 40.592   | 193.8 | 36.586   | -                  | 26.946   | 182.7 | 1:44.124  |
| 7                        | 40.580   | 192.1 | 36.479   | - | 26.869   | 182.7 | 1:43.928  | 15                    | 40.353   | 193.2 | 36.451   | -                  | 26.955   | 182.1 | 1:43.759  |
| 8                        | 40.421   | 192.5 | 36.596   | - | 26.784   | 182.4 | 1:43.801  | 16                    | 40.542   | 193.2 | 36.455   | -                  | 27.070   | 180.3 | 1:44.067  |
| IDEAL LAP TIME: 1:43.461 |          |       |          |   |          |       |           | FASTEST LAP: 1:43.675 |          |       |          | DIFFERENCE: +0.214 |          |       |           |

| 2 Gabriele TARQUINI (ITA) |          |       |          |   |          |       |           | Honda Civic WTCC      |          |       |          |                    | TC1      |       |           |
|---------------------------|----------|-------|----------|---|----------|-------|-----------|-----------------------|----------|-------|----------|--------------------|----------|-------|-----------|
| LAP                       | SECTOR 1 |       | SECTOR 2 |   | SECTOR 3 |       | TOTAL LAP | LAP                   | SECTOR 1 |       | SECTOR 2 |                    | SECTOR 3 |       | TOTAL LAP |
| 1                         | 48.550   | -     | 37.088   | - | 27.439   | 177.0 | 1:53.076  | 9                     | 40.855   | 189.1 | 37.041   | -                  | 27.155   | 177.9 | 1:45.051  |
| 2                         | 41.745   | 187.8 | 37.438   | - | 27.665   | 173.9 | 1:46.848  | 10                    | 41.191   | 189.4 | 36.908   | -                  | 27.091   | 178.8 | 1:45.190  |
| 3                         | 42.111   | 188.4 | 36.975   | - | 27.501   | 177.3 | 1:46.587  | 11                    | 41.097   | 187.8 | 36.690   | -                  | 27.028   | 178.8 | 1:44.815  |
| 4                         | 41.345   | 188.1 | 37.002   | - | 27.218   | 177.6 | 1:45.565  | 12                    | 40.892   | 188.8 | 36.797   | -                  | 27.281   | 177.6 | 1:44.970  |
| 5                         | 41.178   | 187.8 | 37.178   | - | 27.316   | 178.8 | 1:45.672  | 13                    | 40.780   | 188.8 | 36.798   | -                  | 27.127   | 179.1 | 1:44.705  |
| 6                         | 40.822   | 188.4 | 37.002   | - | 27.361   | 178.2 | 1:45.185  | 14                    | 41.348   | 187.5 | 37.239   | -                  | 27.069   | 178.8 | 1:45.656  |
| 7                         | 40.840   | 190.8 | 36.817   | - | 27.062   | 178.8 | 1:44.719  | 15                    | 40.984   | 189.1 | 36.866   | -                  | 27.185   | 178.8 | 1:45.035  |
| 8                         | 41.098   | 188.4 | 37.083   | - | 27.156   | 178.2 | 1:45.337  | 16                    | 40.839   | 190.1 | 37.017   | -                  | 27.106   | 178.8 | 1:44.962  |
| IDEAL LAP TIME: 1:44.498  |          |       |          |   |          |       |           | FASTEST LAP: 1:44.705 |          |       |          | DIFFERENCE: +0.207 |          |       |           |

| 3 Tom CHILTON (GBR)      |          |       |          |   |          |       |           | Chevrolet RML Cruze TC1 |          |       |          |                    | TC1      |       |           |
|--------------------------|----------|-------|----------|---|----------|-------|-----------|-------------------------|----------|-------|----------|--------------------|----------|-------|-----------|
| LAP                      | SECTOR 1 |       | SECTOR 2 |   | SECTOR 3 |       | TOTAL LAP | LAP                     | SECTOR 1 |       | SECTOR 2 |                    | SECTOR 3 |       | TOTAL LAP |
| 1                        | 53.133   | -     | 39.176   | - | 27.900   | 180.6 | 2:00.208  | 9                       | 40.905   | 195.2 | 37.449   | -                  | 27.343   | 183.0 | 1:45.697  |
| 2                        | 43.322   | 189.4 | 38.533   | - | 28.752   | 177.9 | 1:50.607  | 10                      | 41.369   | 191.4 | 38.032   | -                  | 27.635   | 183.3 | 1:47.036  |
| 3                        | 42.091   | 190.1 | 38.408   | - | 27.632   | 182.1 | 1:48.131  | 11                      | 41.025   | 192.1 | 37.784   | -                  | 27.324   | 182.4 | 1:46.133  |
| 4                        | 41.271   | 194.9 | 37.830   | - | 27.478   | 180.9 | 1:46.579  | 12                      | 40.871   | 193.2 | 37.984   | -                  | 27.236   | 183.0 | 1:46.091  |
| 5                        | 41.499   | 193.2 | 37.565   | - | 27.665   | 183.0 | 1:46.729  | 13                      | 40.907   | 191.8 | 37.863   | -                  | 27.191   | 181.8 | 1:45.961  |
| 6                        | 41.411   | 193.8 | 38.188   | - | 27.724   | 182.1 | 1:47.323  | 14                      | 40.644   | 194.2 | 37.634   | -                  | 27.360   | 183.3 | 1:45.638  |
| 7                        | 40.999   | 192.1 | 37.986   | - | 27.561   | 182.4 | 1:46.546  | 15                      | 40.375   | 193.8 | 37.933   | -                  | 27.310   | 183.0 | 1:45.618  |
| 8                        | 40.739   | 196.0 | 37.546   | - | 27.414   | 183.3 | 1:45.699  | 16                      | 40.556   | 196.0 | 37.622   | -                  | 27.187   | 183.9 | 1:45.365  |
| IDEAL LAP TIME: 1:45.011 |          |       |          |   |          |       |           | FASTEST LAP: 1:45.365   |          |       |          | DIFFERENCE: +0.354 |          |       |           |

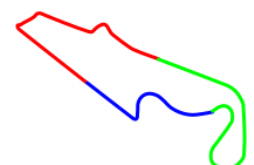


Weather/Track: Cloud 11°C / Drying 13°C

Printed - 13:51 Sunday, 20 April 2014

Page 1 of 6

www.mstworld.com



Circuit Paul Ricard

Circuit Length: 3.841 km / 2.387 miles

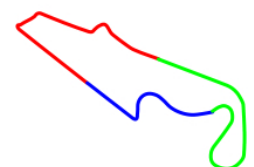
# FIA WORLD TOURING CAR CHAMPIONSHIP

## RACE 1 - SECTOR ANALYSIS

| 5 Norbert MICHELISZ (HUN) |          |       |          |   | Honda Civic WTCC      |       |           |     |          | TC1                |          |   |          |       |           |
|---------------------------|----------|-------|----------|---|-----------------------|-------|-----------|-----|----------|--------------------|----------|---|----------|-------|-----------|
| LAP                       | SECTOR 1 |       | SECTOR 2 |   | SECTOR 3              |       | TOTAL LAP | LAP | SECTOR 1 |                    | SECTOR 2 |   | SECTOR 3 |       | TOTAL LAP |
| 1                         | 49.354   | -     | 37.298   | - | 27.819                | 177.0 | 1:54.470  | 9   | 41.521   | 189.8              | 37.136   | - | 27.123   | 178.2 | 1:45.780  |
| 2                         | 42.870   | 188.1 | 37.237   | - | 27.658                | 178.2 | 1:47.765  | 10  | 41.100   | 191.4              | 36.968   | - | 27.263   | 178.8 | 1:45.331  |
| 3                         | 42.228   | 189.4 | 37.270   | - | 27.446                | 178.5 | 1:46.944  | 11  | 43.772   | 191.1              | 37.318   | - | 27.701   | 178.2 | 1:48.791  |
| 4                         | 41.678   | 190.8 | 37.197   | - | 27.566                | 178.8 | 1:46.441  | 12  | 41.403   | 189.4              | 37.269   | - | 27.176   | 177.9 | 1:45.848  |
| 5                         | 41.291   | 190.1 | 37.329   | - | 27.406                | 178.8 | 1:46.026  | 13  | 41.238   | 188.8              | 37.296   | - | 27.049   | 178.8 | 1:45.583  |
| 6                         | 42.478   | 190.4 | 37.502   | - | 27.319                | 179.1 | 1:47.299  | 14  | 41.347   | 189.4              | 37.174   | - | 27.307   | 178.5 | 1:45.828  |
| 7                         | 41.465   | 190.8 | 37.031   | - | 27.291                | 178.5 | 1:45.787  | 15  | 41.442   | 189.1              | 38.467   | - | 27.533   | 178.8 | 1:47.442  |
| 8                         | 41.423   | 190.1 | 37.029   | - | 27.245                | 178.5 | 1:45.697  | 16  | 42.312   | 189.4              | 38.262   | - | 27.637   | 179.1 | 1:48.211  |
| IDEAL LAP TIME: 1:45.117  |          |       |          |   | FASTEST LAP: 1:45.331 |       |           |     |          | DIFFERENCE: +0.214 |          |   |          |       |           |

| 6 Franz ENGSTLER (DEU)   |          |       |          |   | BMW E90 320 TC        |       |           |     |          | TC2                |          |   |          |       |           |
|--------------------------|----------|-------|----------|---|-----------------------|-------|-----------|-----|----------|--------------------|----------|---|----------|-------|-----------|
| LAP                      | SECTOR 1 |       | SECTOR 2 |   | SECTOR 3              |       | TOTAL LAP | LAP | SECTOR 1 |                    | SECTOR 2 |   | SECTOR 3 |       | TOTAL LAP |
| 1                        | 56.723   | -     | 40.279   | - | 29.153                | 168.7 | 2:06.154  | 9   | 42.775   | 182.4              | 39.345   | - | 28.506   | 169.8 | 1:50.626  |
| 2                        | 44.435   | 179.4 | 40.197   | - | 29.199                | 169.0 | 1:53.831  | 10  | 42.222   | 182.4              | 39.109   | - | 28.348   | 169.8 | 1:49.679  |
| 3                        | 43.648   | 180.0 | 39.940   | - | 28.693                | 170.0 | 1:52.281  | 11  | 42.680   | 182.7              | 39.070   | - | 28.390   | 170.0 | 1:50.140  |
| 4                        | 42.989   | 181.5 | 39.669   | - | 28.935                | 168.7 | 1:51.593  | 12  | 42.654   | 181.5              | 39.275   | - | 28.324   | 170.6 | 1:50.253  |
| 5                        | 42.972   | 181.2 | 39.653   | - | 28.559                | 169.8 | 1:51.184  | 13  | 41.894   | 182.4              | 38.870   | - | 28.404   | 170.8 | 1:49.168  |
| 6                        | 42.644   | 182.1 | 39.320   | - | 28.661                | 169.5 | 1:50.625  | 14  | 42.115   | 182.1              | 38.733   | - | 28.461   | 170.3 | 1:49.309  |
| 7                        | 42.507   | 181.5 | 39.310   | - | 28.748                | 170.0 | 1:50.565  | 15  | 42.086   | 182.4              | 38.941   | - | 28.225   | 170.6 | 1:49.252  |
| 8                        | 42.909   | 181.2 | 39.153   | - | 28.692                | 167.4 | 1:50.754  | 16  | 42.653   | 181.8              | 38.873   | - | 27.994   | 170.3 | 1:49.520  |
| IDEAL LAP TIME: 1:48.621 |          |       |          |   | FASTEST LAP: 1:49.168 |       |           |     |          | DIFFERENCE: +0.547 |          |   |          |       |           |

| 7 Hugo VALENTE (FRA)     |          |       |          |   | Chevrolet RML Cruze TC1 |       |           |     |          | TC1                |          |   |          |       |           |
|--------------------------|----------|-------|----------|---|-------------------------|-------|-----------|-----|----------|--------------------|----------|---|----------|-------|-----------|
| LAP                      | SECTOR 1 |       | SECTOR 2 |   | SECTOR 3                |       | TOTAL LAP | LAP | SECTOR 1 |                    | SECTOR 2 |   | SECTOR 3 |       | TOTAL LAP |
| 1                        | 50.969   | -     | 37.895   | - | 27.647                  | 182.1 | 1:56.510  | 9   | 40.995   | 194.9              | 37.245   | - | 27.329   | 181.5 | 1:45.569  |
| 2                        | 42.368   | 191.8 | 37.983   | - | 27.728                  | 181.8 | 1:48.079  | 10  | 41.500   | 198.5              | 37.084   | - | 27.072   | 182.7 | 1:45.656  |
| 3                        | 42.300   | 193.5 | 37.832   | - | 27.325                  | 182.7 | 1:47.457  | 11  | 41.258   | 197.8              | 37.100   | - | 27.009   | 182.7 | 1:45.367  |
| 4                        | 42.172   | 193.2 | 38.615   | - | 27.901                  | 181.2 | 1:48.688  | 12  | 41.093   | 195.6              | 37.186   | - | 27.009   | 182.7 | 1:45.288  |
| 5                        | 41.633   | 195.6 | 37.350   | - | 27.108                  | 183.6 | 1:46.091  | 13  | 41.040   | 196.0              | 37.317   | - | 27.119   | 183.0 | 1:45.476  |
| 6                        | 40.969   | 196.7 | 37.315   | - | 27.042                  | 182.1 | 1:45.326  | 14  | 41.186   | 196.0              | 37.001   | - | 27.286   | 183.3 | 1:45.473  |
| 7                        | 41.591   | 197.0 | 37.512   | - | 27.315                  | 183.0 | 1:46.418  | 15  | 42.601   | 187.8              | 37.597   | - | 27.081   | 183.0 | 1:47.279  |
| 8                        | 41.386   | 194.5 | 37.147   | - | 28.535                  | 182.4 | 1:47.068  | 16  | 41.308   | 193.5              | 37.399   | - | 28.310   | 182.1 | 1:47.017  |
| IDEAL LAP TIME: 1:44.979 |          |       |          |   | FASTEST LAP: 1:45.288   |       |           |     |          | DIFFERENCE: +0.309 |          |   |          |       |           |



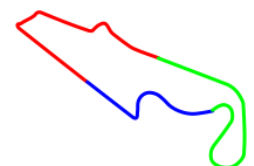
# FIA WORLD TOURING CAR CHAMPIONSHIP

## RACE 1 - SECTOR ANALYSIS

| 8 Pasquale DI SABATINO (ITA) |          |       |          |   |          |       |           | BMW E90 320 TC        |          |       |          |   | TC2                |       |           |  |
|------------------------------|----------|-------|----------|---|----------|-------|-----------|-----------------------|----------|-------|----------|---|--------------------|-------|-----------|--|
| LAP                          | SECTOR 1 |       | SECTOR 2 |   | SECTOR 3 |       | TOTAL LAP | LAP                   | SECTOR 1 |       | SECTOR 2 |   | SECTOR 3           |       | TOTAL LAP |  |
| 1                            | 56.680   | -     | 41.111   | - | 31.582   | 164.6 | 2:09.372  | 9                     | 42.569   | 182.7 | 39.223   | - | 28.567             | 170.6 | 1:50.359  |  |
| 2                            | 44.712   | 180.9 | 40.674   | - | 29.017   | 170.3 | 1:54.403  | 10                    | 43.121   | 181.8 | 39.499   | - | 28.426             | 170.6 | 1:51.046  |  |
| 3                            | 44.604   | 180.6 | 40.141   | - | 29.142   | 170.3 | 1:53.887  | 11                    | 42.819   | 182.4 | 39.617   | - | 28.353             | 170.6 | 1:50.789  |  |
| 4                            | 43.953   | 181.5 | 39.545   | - | 28.873   | 170.0 | 1:52.371  | 12                    | 42.770   | 182.1 | 38.939   | - | 28.311             | 170.6 | 1:50.020  |  |
| 5                            | 44.032   | 182.4 | 39.772   | - | 29.107   | 170.0 | 1:52.911  | 13                    | 43.117   | 182.1 | 39.436   | - | 30.092             | 171.1 | 1:52.645  |  |
| 6                            | 43.464   | 183.0 | 40.039   | - | 28.613   | 170.8 | 1:52.116  | 14                    | 42.896   | 182.4 | 39.293   | - | 28.432             | 170.6 | 1:50.621  |  |
| 7                            | 42.849   | 182.1 | 39.569   | - | 28.638   | 170.6 | 1:51.056  | 15                    | 43.918   | 155.1 | 41.678   | - | 30.516             | 171.1 | 1:56.112  |  |
| 8                            | 43.173   | 182.4 | 39.493   | - | 28.566   | 170.0 | 1:51.232  |                       |          |       |          |   |                    |       |           |  |
| IDEAL LAP TIME: 1:49.819     |          |       |          |   |          |       |           | FASTEST LAP: 1:50.020 |          |       |          |   | DIFFERENCE: +0.201 |       |           |  |

| 9 Sebastien LOEB (FRA)   |          |       |          |   |          |       |           | Citroen C-Elysee WTCC |          |       |          |   | TC1                |       |           |  |
|--------------------------|----------|-------|----------|---|----------|-------|-----------|-----------------------|----------|-------|----------|---|--------------------|-------|-----------|--|
| LAP                      | SECTOR 1 |       | SECTOR 2 |   | SECTOR 3 |       | TOTAL LAP | LAP                   | SECTOR 1 |       | SECTOR 2 |   | SECTOR 3           |       | TOTAL LAP |  |
| 1                        | 53.512   | -     | 38.134   | - | 27.632   | 180.0 | 1:59.277  | 9                     | 40.063   | 193.8 | 36.980   | - | 26.988             | 183.6 | 1:44.031  |  |
| 2                        | 41.875   | 193.2 | 38.882   | - | 27.073   | 183.6 | 1:47.830  | 10                    | 40.335   | 194.9 | 37.082   | - | 26.920             | 184.3 | 1:44.337  |  |
| 3                        | 40.434   | 193.5 | 37.910   | - | 27.266   | 182.1 | 1:45.610  | 11                    | 40.691   | 192.5 | 37.536   | - | 26.795             | 183.9 | 1:45.022  |  |
| 4                        | 41.503   | 189.8 | 36.936   | - | 26.863   | 183.3 | 1:45.302  | 12                    | 40.562   | 192.1 | 36.963   | - | 27.065             | 184.3 | 1:44.590  |  |
| 5                        | 40.477   | 192.1 | 36.995   | - | 26.917   | 183.3 | 1:44.389  | 13                    | 40.554   | 194.2 | 37.206   | - | 27.203             | 183.0 | 1:44.963  |  |
| 6                        | 41.015   | 192.8 | 37.174   | - | 26.940   | 183.6 | 1:45.129  | 14                    | 40.450   | 192.1 | 36.875   | - | 26.912             | 184.3 | 1:44.237  |  |
| 7                        | 40.348   | 193.8 | 36.713   | - | 26.935   | 183.3 | 1:43.996  | 15                    | 39.989   | 193.5 | 37.063   | - | 26.960             | 184.6 | 1:44.012  |  |
| 8                        | 40.293   | 193.2 | 36.812   | - | 26.833   | 183.9 | 1:43.938  | 16                    | 40.253   | 194.5 | 37.087   | - | 27.071             | 184.6 | 1:44.411  |  |
| IDEAL LAP TIME: 1:43.497 |          |       |          |   |          |       |           | FASTEST LAP: 1:43.938 |          |       |          |   | DIFFERENCE: +0.441 |       |           |  |

| 10 Gianni MORBIDELLI (ITA) |          |       |          |   |          |       |           | Chevrolet RML Cruze TC1 |          |       |          |   | TC1                |       |           |  |
|----------------------------|----------|-------|----------|---|----------|-------|-----------|-------------------------|----------|-------|----------|---|--------------------|-------|-----------|--|
| LAP                        | SECTOR 1 |       | SECTOR 2 |   | SECTOR 3 |       | TOTAL LAP | LAP                     | SECTOR 1 |       | SECTOR 2 |   | SECTOR 3           |       | TOTAL LAP |  |
| 1                          | 52.001   | -     | 38.286   | - | 28.035   | 179.4 | 1:58.321  | 9                       | 41.940   | 189.8 | -        | - | -                  | -     | 1:48.684  |  |
| 2                          | 42.610   | 190.8 | 39.280   | - | 29.041   | -     | 1:50.931  | 10                      | 41.817   | 194.2 | 38.189   | - | 28.201             | -     | 1:48.207  |  |
| 3                          | 41.672   | 189.1 | 37.811   | - | 27.328   | -     | 1:46.811  | 11                      | 41.817   | 194.2 | -        | - | 27.554             | -     | 1:47.361  |  |
| 4                          | 41.672   | 189.1 | -        | - | 27.740   | -     | 1:47.064  | 12                      | 41.817   | 194.2 | -        | - | 27.506             | 181.5 | 1:47.221  |  |
| 5                          | 41.926   | 192.8 | 37.409   | - | 27.582   | -     | 1:46.917  | 13                      | 41.817   | 194.2 | -        | - | -                  | 182.7 | 1:46.673  |  |
| 6                          | 41.940   | 189.8 | 37.619   | - | 27.593   | -     | 1:47.152  | 14                      | 41.232   | 194.2 | 37.712   | - | 27.347             | -     | 1:46.291  |  |
| 7                          | 41.940   | 189.8 | -        | - | 27.332   | -     | 1:46.248  | 15                      | 41.232   | 194.2 | -        | - | 27.414             | 182.4 | 1:46.299  |  |
| 8                          | 41.940   | 189.8 | -        | - | 27.547   | 179.7 | 1:46.484  | 16                      | 41.231   | 191.4 | 37.664   | - | 27.508             | -     | 1:46.403  |  |
| IDEAL LAP TIME: 1:45.968   |          |       |          |   |          |       |           | FASTEST LAP: 1:46.248   |          |       |          |   | DIFFERENCE: +0.280 |       |           |  |



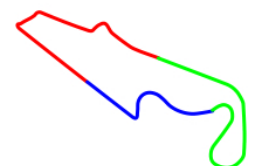
# FIA WORLD TOURING CAR CHAMPIONSHIP

## RACE 1 - SECTOR ANALYSIS

| 11 James THOMPSON (GBR)  |          |       |          |   |          |       |           | Lada Granta 1.6T      |          |       |          |   | TC1               |       |           |  |
|--------------------------|----------|-------|----------|---|----------|-------|-----------|-----------------------|----------|-------|----------|---|-------------------|-------|-----------|--|
| LAP                      | SECTOR 1 |       | SECTOR 2 |   | SECTOR 3 |       | TOTAL LAP | LAP                   | SECTOR 1 |       | SECTOR 2 |   | SECTOR 3          |       | TOTAL LAP |  |
| 1                        | 53.816   | -     | 39.667   | - | 28.322   | 177.6 | 2:01.804  | 9                     | 41.841   | 189.4 | 37.267   | - | 27.521            | 177.9 | 1:46.629  |  |
| 2                        | 43.063   | 187.8 | 38.540   | - | 27.832   | 176.7 | 1:49.435  | 10                    | 41.340   | 190.1 | 37.715   | - | 27.712            | 177.3 | 1:46.767  |  |
| 3                        | 42.278   | 188.8 | 38.068   | - | 27.768   | 176.7 | 1:48.114  | 11                    | 41.705   | 189.1 | 37.446   | - | 27.676            | 177.9 | 1:46.827  |  |
| 4                        | 42.097   | 186.2 | 37.660   | - | 27.536   | 177.3 | 1:47.293  | 12                    | 41.565   | 189.1 | 37.303   | - | 27.519            | 178.8 | 1:46.387  |  |
| 5                        | 41.613   | 188.4 | 37.537   | - | 27.688   | 177.9 | 1:46.838  | 13                    | 41.497   | 189.4 | 37.250   | - | 27.520            | 178.5 | 1:46.267  |  |
| 6                        | 41.587   | 189.1 | 37.319   | - | 27.673   | 178.2 | 1:46.579  | 14                    | 41.263   | 189.4 | 37.195   | - | 27.474            | 178.8 | 1:45.932  |  |
| 7                        | 41.427   | 191.1 | 37.585   | - | 27.520   | 176.1 | 1:46.532  | 15                    | 41.209   | 189.1 | 36.995   | - | 27.373            | 178.8 | 1:45.577  |  |
| 8                        | 41.753   | 186.5 | 37.455   | - | 27.438   | 178.2 | 1:46.646  | 16                    | 41.492   | 190.1 | 37.296   | - | 27.671            | 179.1 | 1:46.459  |  |
| IDEAL LAP TIME: 1:45.577 |          |       |          |   |          |       |           | FASTEST LAP: 1:45.577 |          |       |          |   | DIFFERENCE: 0.000 |       |           |  |

| 12 Rob HUFF (GBR)        |          |       |          |   |          |       |           | Lada Granta 1.6T      |          |       |          |   | TC1                |       |           |  |
|--------------------------|----------|-------|----------|---|----------|-------|-----------|-----------------------|----------|-------|----------|---|--------------------|-------|-----------|--|
| LAP                      | SECTOR 1 |       | SECTOR 2 |   | SECTOR 3 |       | TOTAL LAP | LAP                   | SECTOR 1 |       | SECTOR 2 |   | SECTOR 3           |       | TOTAL LAP |  |
| 1                        | 51.317   | -     | 37.922   | - | 27.731   | 179.1 | 1:56.969  | 9                     | 41.327   | 190.1 | 37.198   | - | 27.206             | 178.8 | 1:45.731  |  |
| 2                        | 42.235   | 192.1 | 38.402   | - | 27.447   | 180.0 | 1:48.084  | 10                    | 41.238   | 191.4 | 37.237   | - | 27.286             | 179.1 | 1:45.761  |  |
| 3                        | 41.970   | 190.8 | 38.204   | - | 27.303   | 179.7 | 1:47.477  | 11                    | 41.228   | 191.4 | 37.321   | - | 27.207             | 179.4 | 1:45.756  |  |
| 4                        | 42.140   | 191.1 | 37.701   | - | 27.228   | 178.8 | 1:47.069  | 12                    | 41.569   | 190.4 | 37.204   | - | 27.199             | 179.1 | 1:45.972  |  |
| 5                        | 41.004   | 190.4 | 37.213   | - | 27.344   | 179.4 | 1:45.561  | 13                    | 41.221   | 190.8 | 37.109   | - | 27.244             | 179.1 | 1:45.574  |  |
| 6                        | 41.163   | 191.1 | 37.198   | - | 27.267   | 179.1 | 1:45.628  | 14                    | 41.169   | 191.8 | 37.022   | - | 27.251             | 180.3 | 1:45.442  |  |
| 7                        | 42.656   | 190.1 | 37.413   | - | 27.228   | 179.1 | 1:47.297  | 15                    | 41.697   | 189.8 | 37.500   | - | 27.238             | 179.4 | 1:46.435  |  |
| 8                        | 41.162   | 190.4 | 37.208   | - | 27.195   | 178.8 | 1:45.565  | 16                    | 41.049   | 190.8 | 37.188   | - | 27.182             | 179.7 | 1:45.419  |  |
| IDEAL LAP TIME: 1:45.208 |          |       |          |   |          |       |           | FASTEST LAP: 1:45.419 |          |       |          |   | DIFFERENCE: +0.211 |       |           |  |

| 14 Mikhail KOZLOVSKIY (RUS) |          |       |          |   |          |       |           | Lada Granta 1.6T      |          |       |          |   | TC1                |       |           |  |
|-----------------------------|----------|-------|----------|---|----------|-------|-----------|-----------------------|----------|-------|----------|---|--------------------|-------|-----------|--|
| LAP                         | SECTOR 1 |       | SECTOR 2 |   | SECTOR 3 |       | TOTAL LAP | LAP                   | SECTOR 1 |       | SECTOR 2 |   | SECTOR 3           |       | TOTAL LAP |  |
| 1                           | 55.354   | -     | 39.715   | - | 28.562   | 177.6 | 2:03.630  | 9                     | 41.567   | 188.8 | 37.576   | - | 27.784             | 178.2 | 1:46.927  |  |
| 2                           | 42.988   | 189.4 | 39.299   | - | 28.161   | 178.5 | 1:50.448  | 10                    | 41.490   | 188.8 | 37.804   | - | 27.877             | 177.6 | 1:47.171  |  |
| 3                           | 42.583   | 189.1 | 38.211   | - | 28.644   | 177.3 | 1:49.438  | 11                    | 41.939   | 187.8 | 37.700   | - | 27.975             | 177.0 | 1:47.614  |  |
| 4                           | 42.523   | 186.2 | 38.601   | - | 28.367   | 175.3 | 1:49.491  | 12                    | 41.912   | 188.4 | 37.339   | - | 27.623             | 177.6 | 1:46.874  |  |
| 5                           | 41.984   | 188.1 | 38.221   | - | 27.831   | 178.8 | 1:48.036  | 13                    | 41.984   | 187.8 | 37.394   | - | 27.737             | 179.1 | 1:47.115  |  |
| 6                           | 42.126   | 188.1 | 38.200   | - | 28.060   | 177.0 | 1:48.386  | 14                    | 41.686   | 188.1 | 37.518   | - | 28.039             | 178.2 | 1:47.243  |  |
| 7                           | 42.368   | 188.1 | 37.867   | - | 27.746   | 178.2 | 1:47.981  | 15                    | 41.624   | 188.4 | 37.779   | - | 27.732             | 178.8 | 1:47.135  |  |
| 8                           | 43.714   | 188.1 | 38.352   | - | 27.766   | 177.6 | 1:49.832  | 16                    | 41.391   | 188.4 | 37.626   | - | 27.822             | 177.6 | 1:46.839  |  |
| IDEAL LAP TIME: 1:46.353    |          |       |          |   |          |       |           | FASTEST LAP: 1:46.839 |          |       |          |   | DIFFERENCE: +0.486 |       |           |  |



# FIA WORLD TOURING CAR CHAMPIONSHIP

## RACE 1 - SECTOR ANALYSIS

| 18 Tiago MONTEIRO (PRT)  |          |       |          |   |          |       |           | Honda Civic WTCC      |          |       |          |   | TC1                |       |           |  |
|--------------------------|----------|-------|----------|---|----------|-------|-----------|-----------------------|----------|-------|----------|---|--------------------|-------|-----------|--|
| LAP                      | SECTOR 1 |       | SECTOR 2 |   | SECTOR 3 |       | TOTAL LAP | LAP                   | SECTOR 1 |       | SECTOR 2 |   | SECTOR 3           |       | TOTAL LAP |  |
| 1                        | 52.522   | -     | 38.539   | - | 28.301   | 176.4 | 1:59.361  | 9                     | 41.058   | 190.8 | 37.853   | - | 27.302             | 177.6 | 1:46.213  |  |
| 2                        | 42.955   | 188.4 | 38.837   | - | 29.341   | 175.8 | 1:51.133  | 10                    | 41.787   | 190.1 | 37.334   | - | 27.511             | 179.7 | 1:46.632  |  |
| 3                        | 41.458   | 189.4 | 37.746   | - | 27.521   | 177.0 | 1:46.725  | 11                    | 40.620   | 190.8 | 37.246   | - | 27.361             | 178.5 | 1:45.227  |  |
| 4                        | 41.303   | 189.4 | 37.627   | - | 27.673   | 179.1 | 1:46.603  | 12                    | 40.878   | 187.5 | 37.230   | - | 27.362             | 179.1 | 1:45.470  |  |
| 5                        | 41.617   | 190.1 | 37.560   | - | 28.759   | 176.4 | 1:47.936  | 13                    | 40.845   | 190.1 | 36.815   | - | 27.793             | 177.0 | 1:45.453  |  |
| 6                        | 41.338   | 189.4 | 37.434   | - | 27.493   | 178.5 | 1:46.265  | 14                    | 41.000   | 191.4 | 37.003   | - | 27.370             | 179.4 | 1:45.373  |  |
| 7                        | 41.351   | 190.4 | 37.330   | - | 27.475   | 178.2 | 1:46.156  | 15                    | 41.047   | 189.1 | 37.270   | - | 27.306             | 179.4 | 1:45.623  |  |
| 8                        | 41.434   | 188.8 | 37.280   | - | 27.804   | 177.3 | 1:46.518  | 16                    | 40.802   | 190.1 | 37.334   | - | 27.441             | 179.1 | 1:45.577  |  |
| IDEAL LAP TIME: 1:44.737 |          |       |          |   |          |       |           | FASTEST LAP: 1:45.227 |          |       |          |   | DIFFERENCE: +0.490 |       |           |  |

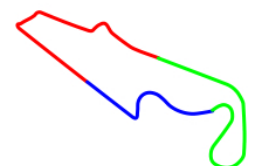
| 25 Mehdi BENNANI (MAR)   |          |       |          |   |          |       |           | Honda Civic WTCC      |          |       |          |   | TC1                |       |           |  |
|--------------------------|----------|-------|----------|---|----------|-------|-----------|-----------------------|----------|-------|----------|---|--------------------|-------|-----------|--|
| LAP                      | SECTOR 1 |       | SECTOR 2 |   | SECTOR 3 |       | TOTAL LAP | LAP                   | SECTOR 1 |       | SECTOR 2 |   | SECTOR 3           |       | TOTAL LAP |  |
| 1                        | 53.334   | -     | 41.426   | - | 28.771   | 177.3 | 2:03.530  | 9                     | 41.162   | 189.4 | 37.270   | - | 27.389             | 178.8 | 1:45.821  |  |
| 2                        | 43.622   | 190.1 | 39.059   | - | 28.424   | 180.0 | 1:51.105  | 10                    | 41.120   | 188.8 | 37.270   | - | 27.611             | 179.7 | 1:46.001  |  |
| 3                        | 42.533   | 189.8 | 38.245   | - | 28.793   | 177.9 | 1:49.571  | 11                    | 41.659   | 190.8 | 37.547   | - | 27.743             | 174.7 | 1:46.949  |  |
| 4                        | 42.846   | 188.4 | 38.602   | - | 27.914   | 178.8 | 1:49.362  | 12                    | 41.013   | 188.8 | 37.601   | - | 27.725             | 178.8 | 1:46.339  |  |
| 5                        | 42.223   | 189.4 | 37.992   | - | 27.618   | 180.0 | 1:47.833  | 13                    | 41.284   | 191.1 | 37.738   | - | 27.620             | 180.3 | 1:46.642  |  |
| 6                        | 42.010   | 191.1 | 38.250   | - | 27.740   | 177.9 | 1:48.000  | 14                    | 40.983   | 188.8 | 38.195   | - | 28.067             | 179.1 | 1:47.245  |  |
| 7                        | 42.551   | 190.8 | 38.146   | - | 27.513   | 180.0 | 1:48.210  | 15                    | 40.917   | 189.1 | 37.102   | - | 27.728             | 174.4 | 1:45.747  |  |
| 8                        | 42.794   | 189.1 | 37.625   | - | 27.387   | 178.8 | 1:47.806  | 16                    | 40.775   | 189.8 | 37.333   | - | 27.214             | 179.1 | 1:45.322  |  |
| IDEAL LAP TIME: 1:45.091 |          |       |          |   |          |       |           | FASTEST LAP: 1:45.322 |          |       |          |   | DIFFERENCE: +0.231 |       |           |  |

| 27 John FILIPPI (FRA)    |          |       |          |   |          |       |           | SEAT Leon WTCC        |          |       |          |   | TC2                |       |           |  |
|--------------------------|----------|-------|----------|---|----------|-------|-----------|-----------------------|----------|-------|----------|---|--------------------|-------|-----------|--|
| LAP                      | SECTOR 1 |       | SECTOR 2 |   | SECTOR 3 |       | TOTAL LAP | LAP                   | SECTOR 1 |       | SECTOR 2 |   | SECTOR 3           |       | TOTAL LAP |  |
| 1                        | 56.888   | -     | 41.459   | - | 40.798   | 165.8 | 2:19.144  | 9                     | 42.916   | 185.2 | 39.768   | - | 28.549             | 175.0 | 1:51.233  |  |
| 2                        | 44.387   | 181.8 | 40.908   | - | 29.399   | 174.4 | 1:54.694  | 10                    | 43.196   | 183.0 | 40.022   | - | 28.507             | 174.7 | 1:51.725  |  |
| 3                        | 44.156   | 184.6 | 40.568   | - | 29.203   | 174.7 | 1:53.927  | 11                    | 44.190   | 141.9 | 39.325   | - | 30.863             | 175.3 | 1:54.378  |  |
| 4                        | 43.835   | 184.9 | 41.164   | - | 29.171   | 172.8 | 1:54.170  | 12                    | 46.526   | 166.9 | 39.168   | - | 28.222             | 175.3 | 1:53.916  |  |
| 5                        | 43.575   | 183.0 | 41.311   | - | 28.895   | 174.1 | 1:53.781  | 13                    | 45.590   | 185.2 | 39.396   | - | 33.240             | 173.6 | 1:58.226  |  |
| 6                        | 43.443   | 184.3 | 40.847   | - | 28.490   | 174.7 | 1:52.780  | 14                    | 46.110   | 140.0 | 41.006   | - | 39.516             | 113.3 | 2:06.632  |  |
| 7                        | 43.467   | 183.9 | 39.673   | - | 28.488   | 173.9 | 1:51.628  | 15                    | 53.070   | 185.2 | 39.374   | - | 28.542             | 175.3 | 2:00.986  |  |
| 8                        | 43.354   | 183.9 | 40.089   | - | 28.436   | 174.7 | 1:51.879  |                       |          |       |          |   |                    |       |           |  |
| IDEAL LAP TIME: 1:50.306 |          |       |          |   |          |       |           | FASTEST LAP: 1:51.233 |          |       |          |   | DIFFERENCE: +0.927 |       |           |  |



Weather/Track: Cloud 11°C / Drying 13°C  
 Printed - 13:51 Sunday, 20 April 2014

Page 5 of 6  
 www.mstworld.com



Circuit Paul Ricard  
 Circuit Length: 3.841 km / 2.387 miles



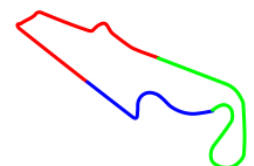
# FIA WORLD TOURING CAR CHAMPIONSHIP

## RACE 1 - SECTOR ANALYSIS

| 37 Jose Maria LOPEZ (ARG) |          |       |          |   |          |       |           | Citroen C-Elysee WTCC |          |       |          |                    |          | TC1   |           |
|---------------------------|----------|-------|----------|---|----------|-------|-----------|-----------------------|----------|-------|----------|--------------------|----------|-------|-----------|
| LAP                       | SECTOR 1 |       | SECTOR 2 |   | SECTOR 3 |       | TOTAL LAP | LAP                   | SECTOR 1 |       | SECTOR 2 |                    | SECTOR 3 |       | TOTAL LAP |
| 1                         | 53.310   | -     | 37.994   | - | 27.976   | 180.0 | 1:59.279  | 9                     | 41.131   | 195.2 | 37.308   | -                  | 27.176   | 183.6 | 1:45.615  |
| 2                         | 43.579   | 194.5 | 38.224   | - | 27.669   | 181.2 | 1:49.472  | 10                    | 40.984   | 196.0 | 36.900   | -                  | 27.105   | 184.9 | 1:44.989  |
| 3                         | 41.438   | 194.5 | 37.004   | - | 27.263   | 183.0 | 1:45.705  | 11                    | 42.230   | 194.2 | 36.543   | -                  | 27.327   | 183.3 | 1:46.100  |
| 4                         | 40.987   | 196.7 | 37.747   | - | 27.379   | 184.3 | 1:46.113  | 12                    | 40.246   | 193.2 | 36.403   | -                  | 27.117   | 183.3 | 1:43.766  |
| 5                         | 40.543   | 194.9 | 37.201   | - | 27.198   | 184.6 | 1:44.942  | 13                    | 40.344   | 194.2 | 36.421   | -                  | 27.014   | 183.9 | 1:43.779  |
| 6                         | 41.147   | 195.2 | 37.277   | - | 27.149   | 183.6 | 1:45.573  | 14                    | 40.168   | 194.2 | 36.647   | -                  | 26.992   | 184.3 | 1:43.807  |
| 7                         | 42.259   | 192.1 | 36.511   | - | 27.060   | 183.9 | 1:45.830  | 15                    | 40.216   | 193.8 | 36.609   | -                  | 27.096   | 183.9 | 1:43.921  |
| 8                         | 40.378   | 194.9 | 36.766   | - | 27.144   | 183.3 | 1:44.288  | 16                    | 40.379   | 196.0 | 36.455   | -                  | 26.997   | 184.6 | 1:43.831  |
| IDEAL LAP TIME: 1:43.563  |          |       |          |   |          |       |           | FASTEST LAP: 1:43.766 |          |       |          | DIFFERENCE: +0.203 |          |       |           |

| 77 Rene MUNNICH (DEU)    |          |       |          |   |          |       |           | Chevrolet RML Cruze TC1 |          |       |          |                    |          | TC1   |           |
|--------------------------|----------|-------|----------|---|----------|-------|-----------|-------------------------|----------|-------|----------|--------------------|----------|-------|-----------|
| LAP                      | SECTOR 1 |       | SECTOR 2 |   | SECTOR 3 |       | TOTAL LAP | LAP                     | SECTOR 1 |       | SECTOR 2 |                    | SECTOR 3 |       | TOTAL LAP |
| 1                        | 54.238   | -     | 39.593   | - | 28.436   | 180.3 | 2:02.266  | 9                       | 41.023   | 194.2 | 37.818   | -                  | 27.442   | 180.0 | 1:46.283  |
| 2                        | 54.238   | -     | -        | - | 27.654   | -     | 1:49.795  | 10                      | 41.023   | 194.2 | -        | -                  | 27.626   | 181.8 | 1:46.421  |
| 3                        | 43.103   | 192.5 | 38.157   | - | 28.420   | 180.3 | 1:49.680  | 11                      | 41.305   | 196.0 | 37.963   | -                  | 27.369   | 181.8 | 1:46.637  |
| 4                        | 43.103   | 192.5 | -        | - | 27.788   | 180.6 | 1:47.253  | 12                      | 41.042   | 194.5 | 37.555   | -                  | 27.413   | 181.5 | 1:46.010  |
| 5                        | 41.775   | 192.8 | 38.181   | - | 27.693   | 181.2 | 1:47.649  | 13                      | 41.454   | 193.2 | 37.488   | -                  | 27.515   | 181.8 | 1:46.457  |
| 6                        | 41.384   | 192.5 | 37.986   | - | 27.688   | -     | 1:47.058  | 14                      | 41.414   | 194.2 | 37.667   | -                  | 27.684   | 182.1 | 1:46.765  |
| 7                        | 41.093   | 194.9 | 38.186   | - | 27.648   | -     | 1:46.927  | 15                      | 41.245   | 192.5 | 37.803   | -                  | 27.533   | 182.1 | 1:46.581  |
| 8                        | 41.093   | 194.9 | -        | - | 27.460   | 181.8 | 1:46.210  | 16                      | 40.850   | 194.5 | 37.280   | -                  | 27.459   | -     | 1:45.589  |
| IDEAL LAP TIME: 1:45.499 |          |       |          |   |          |       |           | FASTEST LAP: 1:45.589   |          |       |          | DIFFERENCE: +0.090 |          |       |           |

| 98 Dusan BORKOVIC (SRB)  |          |       |          |   |          |       |           | Chevrolet RML Cruze TC1 |          |       |          |                    |          | TC1   |           |
|--------------------------|----------|-------|----------|---|----------|-------|-----------|-------------------------|----------|-------|----------|--------------------|----------|-------|-----------|
| LAP                      | SECTOR 1 |       | SECTOR 2 |   | SECTOR 3 |       | TOTAL LAP | LAP                     | SECTOR 1 |       | SECTOR 2 |                    | SECTOR 3 |       | TOTAL LAP |
| 1                        | 51.490   | -     | 41.475   | - | 28.286   | 179.7 | 2:01.250  | 9                       | 40.692   | 192.5 | 38.051   | -                  | 27.475   | 182.7 | 1:46.218  |
| 2                        | 43.726   | 189.4 | 39.104   | - | 27.848   | 181.2 | 1:50.678  | 10                      | 42.033   | 191.8 | 38.095   | -                  | 28.118   | 181.2 | 1:48.246  |
| 3                        | 42.102   | 192.8 | 38.981   | - | 31.078   | 180.6 | 1:52.161  | 11                      | 41.187   | 193.8 | 37.904   | -                  | 27.227   | 182.4 | 1:46.318  |
| 4                        | 41.843   | 190.4 | 38.059   | - | 28.362   | 180.3 | 1:48.264  | 12                      | 40.962   | 192.5 | 38.179   | -                  | 27.680   | 182.1 | 1:46.821  |
| 5                        | 41.667   | 192.1 | 38.707   | - | 27.769   | 183.0 | 1:48.143  | 13                      | 41.211   | 193.2 | 37.922   | -                  | 27.460   | 183.0 | 1:46.593  |
| 6                        | 41.496   | 191.4 | 38.340   | - | 27.694   | 181.5 | 1:47.530  | 14                      | 41.167   | 180.3 | 37.966   | -                  | 28.979   | 178.5 | 1:48.112  |
| 7                        | 41.432   | 192.8 | 38.787   | - | 27.292   | 182.4 | 1:47.511  | 15                      | 42.249   | 189.8 | 38.621   | -                  | 27.886   | 181.5 | 1:48.756  |
| 8                        | 40.610   | 192.8 | 38.622   | - | 27.806   | 182.1 | 1:47.038  | 16                      | 41.813   | 190.4 | 37.757   | -                  | 27.660   | 174.7 | 1:47.230  |
| IDEAL LAP TIME: 1:45.594 |          |       |          |   |          |       |           | FASTEST LAP: 1:46.218   |          |       |          | DIFFERENCE: +0.624 |          |       |           |



# FIA WORLD TOURING CAR CHAMPIONSHIP

## RACE 1 - BEST SECTOR TIMES

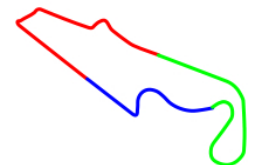
|    | SECTOR 1 |        |     | SECTOR 2 |        |     | SECTOR 3 |        |     | IDEAL/BEST LAP COMPARISON |          |          |     |        |
|----|----------|--------|-----|----------|--------|-----|----------|--------|-----|---------------------------|----------|----------|-----|--------|
|    | NO       | TIME   | LAP | NO       | TIME   | LAP | NO       | TIME   | LAP | NONAME                    | IDEAL    | BEST     | LAP | DIFF   |
| 1  | 9        | 39.989 | 15  | 1        | 36.324 | 12  | 1        | 26.784 | 8   | 1 MULLER                  | 1:43.461 | 1:43.675 |     | +0.214 |
| 2  | 37       | 40.168 | 14  | 37       | 36.403 | 12  | 9        | 26.795 | 11  | 9 LOEB                    | 1:43.497 | 1:43.938 |     | +0.441 |
| 3  | 1        | 40.353 | 15  | 2        | 36.690 | 11  | 37       | 26.992 | 14  | 37 LOPEZ                  | 1:43.563 | 1:43.766 |     | +0.203 |
| 4  | 3        | 40.375 | 15  | 9        | 36.713 | 7   | 7        | 27.009 | 11  | 2 TARQUINI                | 1:44.498 | 1:44.705 |     | +0.207 |
| 5  | 98       | 40.610 | 8   | 18       | 36.815 | 13  | 2        | 27.028 | 11  | 18 MONTEIRO               | 1:44.737 | 1:45.227 |     | +0.490 |
| 6  | 18       | 40.620 | 11  | 5        | 36.968 | 10  | 5        | 27.049 | 13  | 7 VALENTE                 | 1:44.979 | 1:45.288 |     | +0.309 |
| 7  | 25       | 40.775 | 16  | 11       | 36.995 | 15  | 12       | 27.182 | 16  | 3 CHILTON                 | 1:45.011 | 1:45.365 |     | +0.354 |
| 8  | 2        | 40.780 | 13  | 7        | 37.001 | 14  | 3        | 27.187 | 16  | 25 BENNANI                | 1:45.091 | 1:45.322 |     | +0.231 |
| 9  | 77       | 40.850 | 16  | 12       | 37.022 | 14  | 25       | 27.214 | 16  | 5 MICHELISZ               | 1:45.117 | 1:45.331 |     | +0.214 |
| 10 | 7        | 40.969 | 6   | 25       | 37.102 | 15  | 98       | 27.227 | 11  | 12 HUFF                   | 1:45.208 | 1:45.419 |     | +0.211 |
| 11 | 12       | 41.004 | 5   | 77       | 37.280 | 16  | 18       | 27.302 | 9   | 77 MUNNICH                | 1:45.499 | 1:45.589 |     | +0.090 |
| 12 | 5        | 41.100 | 10  | 14       | 37.339 | 12  | 10       | 27.328 | 3   | 11 THOMPSON               | 1:45.577 | 1:45.577 |     | 0.000  |
| 13 | 11       | 41.209 | 15  | 10       | 37.409 | 5   | 77       | 27.369 | 11  | 98 BORKOVIC               | 1:45.594 | 1:46.218 |     | +0.624 |
| 14 | 10       | 41.231 | 16  | 3        | 37.449 | 9   | 11       | 27.373 | 15  | 10 MORBIDELLI             | 1:45.968 | 1:46.248 |     | +0.280 |
| 15 | 14       | 41.391 | 16  | 98       | 37.757 | 16  | 14       | 27.623 | 12  | 14 KOZLOVSKIY             | 1:46.353 | 1:46.839 |     | +0.486 |
| 16 | 6        | 41.894 | 13  | 6        | 38.733 | 14  | 6        | 27.994 | 16  | 6 ENGSTLER                | 1:48.621 | 1:49.168 |     | +0.547 |
| 17 | 8        | 42.569 | 9   | 8        | 38.939 | 12  | 27       | 28.222 | 12  | 8 DI SABATINO             | 1:49.819 | 1:50.020 |     | +0.201 |
| 18 | 27       | 42.916 | 9   | 27       | 39.168 | 12  | 8        | 28.311 | 12  | 27 FILIPPI                | 1:50.306 | 1:51.233 |     | +0.927 |

'Perfect Lap' - 1:43.097



Weather/Track: Cloud 11°C / Drying 13°C  
Printed - 13:59 Sunday, 20 April 2014

www.mstworld.com



Circuit Paul Ricard  
Circuit Length: 3.841 km / 2.387 miles

# FIA WORLD TOURING CAR CHAMPIONSHIP

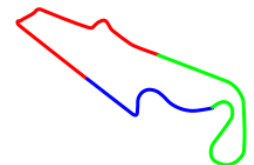
## RACE 1 - BEST SECTOR SPEEDS

|    | INTERMEDIATE 1 |             |       | INTERMEDIATE 2 |    |      | FINISH LINE |     |    |             |       |     |
|----|----------------|-------------|-------|----------------|----|------|-------------|-----|----|-------------|-------|-----|
|    | NO             | NAME        | SPEED | LAP            | NO | NAME | SPEED       | LAP | NO | NAME        | SPEED | LAP |
| 1  | 7              | VALENTE     | 198.5 | 10             |    |      |             |     | 37 | LOPEZ       | 184.9 | 10  |
| 2  | 37             | LOPEZ       | 196.7 | 4              |    |      |             |     | 9  | LOEB        | 184.6 | 16  |
| 3  | 3              | CHILTON     | 196.0 | 16             |    |      |             |     | 3  | CHILTON     | 184.0 | 16  |
| 4  | 77             | MUNNICH     | 196.0 | 11             |    |      |             |     | 7  | VALENTE     | 183.7 | 5   |
| 5  | 9              | LOEB        | 194.9 | 10             |    |      |             |     | 98 | BORKOVIC    | 183.1 | 13  |
| 6  | 10             | MORBIDELLI  | 194.2 | 15             |    |      |             |     | 1  | MULLER      | 183.1 | 2   |
| 7  | 1              | MULLER      | 193.9 | 14             |    |      |             |     | 10 | MORBIDELLI  | 182.7 | 13  |
| 8  | 98             | BORKOVIC    | 193.9 | 11             |    |      |             |     | 77 | MUNNICH     | 182.1 | 15  |
| 9  | 12             | HUFF        | 192.2 | 2              |    |      |             |     | 12 | HUFF        | 180.3 | 14  |
| 10 | 18             | MONTEIRO    | 191.5 | 14             |    |      |             |     | 25 | BENNANI     | 180.3 | 13  |
| 11 | 5              | MICHELISZ   | 191.5 | 10             |    |      |             |     | 18 | MONTEIRO    | 179.7 | 10  |
| 12 | 25             | BENNANI     | 191.2 | 13             |    |      |             |     | 5  | MICHELISZ   | 179.1 | 16  |
| 13 | 11             | THOMPSON    | 191.2 | 7              |    |      |             |     | 11 | THOMPSON    | 179.1 | 16  |
| 14 | 2              | TARQUINI    | 190.8 | 7              |    |      |             |     | 14 | KOZLOVSKIY  | 179.1 | 13  |
| 15 | 14             | KOZLOVSKIY  | 189.5 | 2              |    |      |             |     | 2  | TARQUINI    | 179.1 | 13  |
| 16 | 27             | FILIPPI     | 185.2 | 15             |    |      |             |     | 27 | FILIPPI     | 175.3 | 15  |
| 17 | 8              | DI SABATINO | 183.1 | 6              |    |      |             |     | 8  | DI SABATINO | 171.2 | 15  |
| 18 | 6              | ENGSTLER    | 182.7 | 11             |    |      |             |     | 6  | ENGSTLER    | 170.9 | 13  |



Weather/Track: Cloud 11°C / Drying 13°C  
 Printed - 13:55 Sunday, 20 April 2014

www.mstworld.com



Circuit Paul Ricard  
 Circuit Length: 3.841 km / 2.387 miles

# FIA WORLD TOURING CAR CHAMPIONSHIP

## RACE 1 - RACE HISTORY CHART

| LAP 1 |        |          | LAP 2 |        |          | LAP 3 |        |          | LAP 4 |        |          | LAP 5 |          |          |
|-------|--------|----------|-------|--------|----------|-------|--------|----------|-------|--------|----------|-------|----------|----------|
| NO    | BEHIND | LAP TIME | NO    | BEHIND | LAP TIME | NO    | BEHIND | LAP TIME | NO    | BEHIND | LAP TIME | NO    | BEHIND   | LAP TIME |
| 2     |        | 1:53.076 | 2     |        | 1:46.848 | 1     |        | 1:44.717 | 1     |        | 1:44.849 | 1     |          | 1:45.130 |
| 1     | 1.207  | 1:54.283 | 1     | 0.163  | 1:45.804 | 2     | 1.707  | 1:46.587 | 2     | 2.423  | 1:45.565 | 2     | 2.965    | 1:45.672 |
| 5     | 1.394  | 1:54.470 | 5     | 2.311  | 1:47.765 | 5     | 4.375  | 1:46.944 | 5     | 5.967  | 1:46.441 | 5     | 6.863    | 1:46.026 |
| 7     | 3.434  | 1:56.510 | 7     | 4.665  | 1:48.079 | 7     | 7.242  | 1:47.457 | 9     | 8.366  | 1:45.302 | 9     | 7.625    | 1:44.389 |
| 12    | 3.893  | 1:56.969 | 12    | 5.129  | 1:48.084 | 12    | 7.726  | 1:47.477 | 12    | 9.946  | 1:47.069 | 12    | 10.377   | 1:45.561 |
| 10    | 5.245  | 1:58.321 | 9     | 7.183  | 1:47.830 | 9     | 7.913  | 1:45.610 | 37    | 10.916 | 1:46.113 | 37    | 10.728   | 1:44.942 |
| 9     | 6.201  | 1:59.277 | 37    | 8.827  | 1:49.472 | 37    | 9.652  | 1:45.705 | 7     | 11.081 | 1:48.688 | 7     | 12.042   | 1:46.091 |
| 37    | 6.203  | 1:59.279 | 10    | 9.328  | 1:50.931 | 10    | 11.259 | 1:46.811 | 10    | 13.474 | 1:47.064 | 10    | 15.261   | 1:46.917 |
| 18    | 6.285  | 1:59.361 | 18    | 10.570 | 1:51.133 | 18    | 12.415 | 1:46.725 | 18    | 14.169 | 1:46.603 | 18    | 16.975   | 1:47.936 |
| 3     | 7.132  | 2:00.208 | 3     | 10.891 | 1:50.607 | 3     | 14.142 | 1:48.131 | 3     | 15.872 | 1:46.579 | 3     | 17.471   | 1:46.729 |
| 98    | 8.174  | 2:01.250 | 11    | 11.315 | 1:49.435 | 11    | 14.549 | 1:48.114 | 11    | 16.993 | 1:47.293 | 11    | 18.701   | 1:46.838 |
| 11    | 8.728  | 2:01.804 | 98    | 12.004 | 1:50.678 | 77    | 16.937 | 1:49.680 | 77    | 19.341 | 1:47.253 | 77    | 21.860   | 1:47.649 |
| 77    | 9.190  | 2:02.266 | 77    | 12.137 | 1:49.795 | 14    | 18.712 | 1:49.438 | 98    | 22.700 | 1:48.264 | 98    | 25.713   | 1:48.143 |
| 25    | 10.454 | 2:03.530 | 14    | 14.154 | 1:50.448 | 98    | 19.285 | 1:52.161 | 14    | 23.354 | 1:49.491 | 14    | 26.260   | 1:48.036 |
| 14    | 10.554 | 2:03.630 | 25    | 14.711 | 1:51.105 | 25    | 19.402 | 1:49.571 | 25    | 23.915 | 1:49.362 | 25    | 26.618   | 1:47.833 |
| 6     | 13.078 | 2:06.154 | 6     | 20.061 | 1:53.831 | 6     | 27.462 | 1:52.281 | 6     | 34.206 | 1:51.593 | 6     | 40.260   | 1:51.184 |
| 8     | 16.296 | 2:09.372 | 8     | 23.851 | 1:54.403 | 8     | 32.858 | 1:53.887 | 8     | 40.380 | 1:52.371 | 8     | 48.161   | 1:52.911 |
| 27    | 26.068 | 2:19.144 | 27    | 33.914 | 1:54.694 | 27    | 42.961 | 1:53.927 | 27    | 52.282 | 1:54.170 | 27    | 1:00.933 | 1:53.781 |

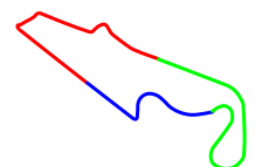


Weather/Track: Cloud 11°C / Drying 13°C

Printed - 13:52 Sunday, 20 April 2014

Page 1 of 4

www.mstworld.com



Circuit Paul Ricard

Circuit Length: 3.841 km / 2.387 miles

# FIA WORLD TOURING CAR CHAMPIONSHIP

## RACE 1 - RACE HISTORY CHART

| LAP 6 |          |          | LAP 7 |          |          | LAP 8 |          |          | LAP 9 |          |          | LAP 10 |          |          |
|-------|----------|----------|-------|----------|----------|-------|----------|----------|-------|----------|----------|--------|----------|----------|
| NO    | BEHIND   | LAP TIME | NO    | BEHIND   | LAP TIME | NO    | BEHIND   | LAP TIME | NO    | BEHIND   | LAP TIME | NO     | BEHIND   | LAP TIME |
| 1     |          | 1:44.469 | 1     |          | 1:43.928 | 1     |          | 1:43.801 | 1     |          | 1:43.937 | 1      |          | 1:43.964 |
| 2     | 3.681    | 1:45.185 | 2     | 4.472    | 1:44.719 | 2     | 6.008    | 1:45.337 | 2     | 7.122    | 1:45.051 | 2      | 8.348    | 1:45.190 |
| 9     | 8.285    | 1:45.129 | 9     | 8.353    | 1:43.996 | 9     | 8.490    | 1:43.938 | 9     | 8.584    | 1:44.031 | 9      | 8.957    | 1:44.337 |
| 5     | 9.693    | 1:47.299 | 5     | 11.552   | 1:45.787 | 5     | 13.448   | 1:45.697 | 5     | 15.291   | 1:45.780 | 5      | 16.658   | 1:45.331 |
| 12    | 11.536   | 1:45.628 | 37    | 13.734   | 1:45.830 | 37    | 14.221   | 1:44.288 | 37    | 15.899   | 1:45.615 | 37     | 16.924   | 1:44.989 |
| 37    | 11.832   | 1:45.573 | 12    | 14.905   | 1:47.297 | 12    | 16.669   | 1:45.565 | 12    | 18.463   | 1:45.731 | 12     | 20.260   | 1:45.761 |
| 7     | 12.899   | 1:45.326 | 7     | 15.389   | 1:46.418 | 7     | 18.656   | 1:47.068 | 7     | 20.288   | 1:45.569 | 7      | 21.980   | 1:45.656 |
| 10    | 17.944   | 1:47.152 | 10    | 20.264   | 1:46.248 | 10    | 22.947   | 1:46.484 | 18    | 25.992   | 1:46.213 | 18     | 28.660   | 1:46.632 |
| 18    | 18.771   | 1:46.265 | 18    | 20.999   | 1:46.156 | 18    | 23.716   | 1:46.518 | 3     | 26.601   | 1:45.697 | 3      | 29.673   | 1:47.036 |
| 3     | 20.325   | 1:47.323 | 3     | 22.943   | 1:46.546 | 3     | 24.841   | 1:45.699 | 10    | 27.694   | 1:48.684 | 11     | 31.755   | 1:46.767 |
| 11    | 20.811   | 1:46.579 | 11    | 23.415   | 1:46.532 | 11    | 26.260   | 1:46.646 | 11    | 28.952   | 1:46.629 | 10     | 31.937   | 1:48.207 |
| 77    | 24.449   | 1:47.058 | 77    | 27.448   | 1:46.927 | 77    | 29.857   | 1:46.210 | 77    | 32.203   | 1:46.283 | 77     | 34.660   | 1:46.421 |
| 98    | 28.774   | 1:47.530 | 98    | 32.357   | 1:47.511 | 98    | 35.594   | 1:47.038 | 98    | 37.875   | 1:46.218 | 98     | 42.157   | 1:48.246 |
| 25    | 30.149   | 1:48.000 | 14    | 34.230   | 1:47.981 | 25    | 38.436   | 1:47.806 | 25    | 40.320   | 1:45.821 | 25     | 42.357   | 1:46.001 |
| 14    | 30.177   | 1:48.386 | 25    | 34.431   | 1:48.210 | 14    | 40.261   | 1:49.832 | 14    | 43.251   | 1:46.927 | 14     | 46.458   | 1:47.171 |
| 6     | 46.416   | 1:50.625 | 6     | 53.053   | 1:50.565 | 6     | 1:00.006 | 1:50.754 | 6     | 1:06.695 | 1:50.626 | 6      | 1:12.410 | 1:49.679 |
| 8     | 55.808   | 1:52.116 | 8     | 1:02.936 | 1:51.056 | 8     | 1:10.367 | 1:51.232 | 8     | 1:16.789 | 1:50.359 | 8      | 1:23.871 | 1:51.046 |
| 27    | 1:09.244 | 1:52.780 | 27    | 1:16.944 | 1:51.628 | 27    | 1:25.022 | 1:51.879 | 27    | 1:32.318 | 1:51.233 | 27     | 1:40.079 | 1:51.725 |

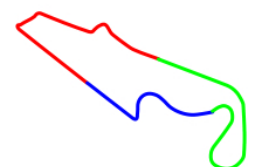


Weather/Track: Cloud 11°C / Drying 13°C

Printed - 13:52 Sunday, 20 April 2014

Page 2 of 4

www.mstworld.com



Circuit Paul Ricard

Circuit Length: 3.841 km / 2.387 miles

# FIA WORLD TOURING CAR CHAMPIONSHIP

## RACE 1 - RACE HISTORY CHART

| LAP 11 |          |          | LAP 12 |          |          | LAP 13 |          |          | LAP 14 |          |          | LAP 15 |          |          |
|--------|----------|----------|--------|----------|----------|--------|----------|----------|--------|----------|----------|--------|----------|----------|
| NO     | BEHIND   | LAP TIME | NO     | BEHIND   | LAP TIME | NO     | BEHIND   | LAP TIME | NO     | BEHIND   | LAP TIME | NO     | BEHIND   | LAP TIME |
| 1      |          | 1:44.039 | 1      |          | 1:43.801 | 1      |          | 1:43.675 | 1      |          | 1:44.124 | 1      |          | 1:43.759 |
| 2      | 9.124    | 1:44.815 | 27     | 1 Lap    | 1:54.378 | 2      | 11.323   | 1:44.705 | 8      | 1 Lap    | 1:52.645 | 8      | 1 Lap    | 1:50.621 |
| 9      | 9.940    | 1:45.022 | 2      | 10.293   | 1:44.970 | 9      | 12.017   | 1:44.963 | 9      | 12.130   | 1:44.237 | 9      | 12.383   | 1:44.012 |
| 37     | 18.985   | 1:46.100 | 9      | 10.729   | 1:44.590 | 27     | 1 Lap    | 1:53.916 | 2      | 12.855   | 1:45.656 | 2      | 14.131   | 1:45.035 |
| 5      | 21.410   | 1:48.791 | 37     | 18.950   | 1:43.766 | 37     | 19.054   | 1:43.779 | 37     | 18.737   | 1:43.807 | 37     | 18.899   | 1:43.921 |
| 12     | 21.977   | 1:45.756 | 5      | 23.457   | 1:45.848 | 5      | 25.365   | 1:45.583 | 5      | 27.069   | 1:45.828 | 12     | 30.041   | 1:46.435 |
| 7      | 23.308   | 1:45.367 | 12     | 24.148   | 1:45.972 | 12     | 26.047   | 1:45.574 | 12     | 27.365   | 1:45.442 | 5      | 30.752   | 1:47.442 |
| 18     | 29.848   | 1:45.227 | 7      | 24.795   | 1:45.288 | 7      | 26.596   | 1:45.476 | 7      | 27.945   | 1:45.473 | 7      | 31.465   | 1:47.279 |
| 3      | 31.767   | 1:46.133 | 18     | 31.517   | 1:45.470 | 18     | 33.295   | 1:45.453 | 27     | 1 Lap    | 1:58.226 | 18     | 36.408   | 1:45.623 |
| 11     | 34.543   | 1:46.827 | 3      | 34.057   | 1:46.091 | 3      | 36.343   | 1:45.961 | 18     | 34.544   | 1:45.373 | 3      | 39.716   | 1:45.618 |
| 10     | 35.259   | 1:47.361 | 11     | 37.129   | 1:46.387 | 11     | 39.721   | 1:46.267 | 3      | 37.857   | 1:45.638 | 11     | 43.347   | 1:45.577 |
| 77     | 37.258   | 1:46.637 | 10     | 38.679   | 1:47.221 | 10     | 41.677   | 1:46.673 | 11     | 41.529   | 1:45.932 | 10     | 46.384   | 1:46.299 |
| 98     | 44.436   | 1:46.318 | 77     | 39.467   | 1:46.010 | 77     | 42.249   | 1:46.457 | 10     | 43.844   | 1:46.291 | 77     | 47.712   | 1:46.581 |
| 25     | 45.267   | 1:46.949 | 98     | 47.456   | 1:46.821 | 98     | 50.374   | 1:46.593 | 77     | 44.890   | 1:46.765 | 27     | 1 Lap    | 2:06.632 |
| 14     | 50.033   | 1:47.614 | 25     | 47.805   | 1:46.339 | 25     | 50.772   | 1:46.642 | 25     | 53.893   | 1:47.245 | 25     | 55.881   | 1:45.747 |
| 6      | 1:18.511 | 1:50.140 | 14     | 53.106   | 1:46.874 | 14     | 56.546   | 1:47.115 | 98     | 54.362   | 1:48.112 | 98     | 59.359   | 1:48.756 |
| 8      | 1:30.621 | 1:50.789 | 6      | 1:24.963 | 1:50.253 | 6      | 1:30.456 | 1:49.168 | 14     | 59.665   | 1:47.243 | 14     | 1:03.041 | 1:47.135 |
|        |          |          | 8      | 1:36.840 | 1:50.020 |        |          |          | 6      | 1:35.641 | 1:49.309 | 6      | 1:41.134 | 1:49.252 |

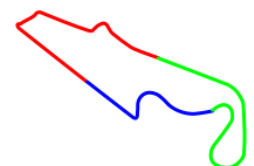


Weather/Track: Cloud 11°C / Drying 13°C

Printed - 13:52 Sunday, 20 April 2014

Page 3 of 4

www.mstworld.com



Circuit Paul Ricard

Circuit Length: 3.841 km / 2.387 miles

# FIA WORLD TOURING CAR CHAMPIONSHIP

## RACE 1 - RACE HISTORY CHART

| LAP 16 |          |          |
|--------|----------|----------|
| NO     | BEHIND   | LAP TIME |
| 1      |          | 1:44.067 |
| 9      | 12.727   | 1:44.411 |
| 2      | 15.026   | 1:44.962 |
| 37     | 18.663   | 1:43.831 |
| 8      | 1 Lap    | 1:56.112 |
| 12     | 31.393   | 1:45.419 |
| 7      | 34.415   | 1:47.017 |
| 5      | 34.896   | 1:48.211 |
| 18     | 37.918   | 1:45.577 |
| 3      | 41.014   | 1:45.365 |
| 11     | 45.739   | 1:46.459 |
| 10     | 48.720   | 1:46.403 |
| 77     | 49.234   | 1:45.589 |
| 25     | 57.136   | 1:45.322 |
| 98     | 1:02.522 | 1:47.230 |
| 14     | 1:05.813 | 1:46.839 |
| 27     | 1 Lap    | 2:00.986 |
| 6      | 1:46.587 | 1:49.520 |

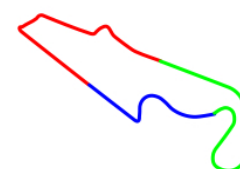


Weather/Track: Cloud 11°C / Drying 13°C

Printed - 13:52 Sunday, 20 April 2014

Page 4 of 4

www.mstworld.com



Circuit Paul Ricard

Circuit Length: 3.841 km / 2.387 miles

## FIA WORLD TOURING CAR CHAMPIONSHIP RACE 2 - PROVISIONAL STARTING GRID

| ROW |                         |                         |
|-----|-------------------------|-------------------------|
| 9   | 18 <b>37</b> LOPEZ      | 17 <b>9</b> LOEB        |
| 8   | 16 <b>8</b> DI SABATINO | 15 <b>6</b> ENGSTLER    |
| 7   | 14 <b>27</b> FILIPPI    | 13 <b>14</b> KOZLOVSKIY |
| 6   | 12 <b>11</b> THOMPSON   | 11 <b>12</b> HUFF       |
| 5   | 10 <b>1</b> MULLER      | 9 <b>2</b> TARQUINI     |
| 4   | 8 <b>7</b> VALENTE      | 7 <b>5</b> MICHELISZ    |
| 3   | 6 <b>3</b> CHILTON      | 5 <b>98</b> BORKOVIC    |
| 2   | 4 <b>10</b> MORBIDELLI  | 3 <b>18</b> MONTEIRO    |
| 1   | 2 <b>77</b> MUNNICH     | 1 <b>25</b> BENNANI     |
|     |                         | POLE                    |

Circuit Paul Ricard  
Circuit Length: 3.841 km / 2.387 miles

|                |          |             |
|----------------|----------|-------------|
| Race Director: | Steward: | Timekeeper: |
|----------------|----------|-------------|

[www.mstworld.com](http://www.mstworld.com)

Printed - 7:47 Sunday, 20 April 2014



Circuit Paul Ricard, Le Castellet - 19 / 20 April 2014

[www.fiawtcc.com](http://www.fiawtcc.com)



## FIA WORLD TOURING CAR CHAMPIONSHIP RACE 2 - FINAL STARTING GRID

| ROW | Driver                  | Driver                  |
|-----|-------------------------|-------------------------|
| 9   | 18 <b>37</b> LOPEZ      | 17 <b>9</b> LOEB        |
| 8   | 16 <b>8</b> DI SABATINO | 15 <b>6</b> ENGSTLER    |
| 7   | 14 <b>27</b> FILIPPI    | 13 <b>14</b> KOZLOVSKIY |
| 6   | 12 <b>11</b> THOMPSON   | 11 <b>12</b> HUFF       |
| 5   | 10 <b>1</b> MULLER      | 9 <b>2</b> TARQUINI     |
| 4   | 8 <b>7</b> VALENTE      | 7 <b>5</b> MICHELISZ    |
| 3   | 6 <b>3</b> CHILTON      | 5 <b>98</b> BORKOVIC    |
| 2   | 4 <b>10</b> MORBIDELLI  | 3 <b>18</b> MONTEIRO    |
| 1   | 2 <b>77</b> MUNNICH     | 1 <b>25</b> BENNANI     |
|     |                         | POLE                    |

Circuit Paul Ricard  
Circuit Length: 3.841 km / 2.387 miles

|                |          |             |
|----------------|----------|-------------|
| Race Director: | Steward: | Timekeeper: |
|----------------|----------|-------------|

[www.mstworld.com](http://www.mstworld.com)



Printed - 13:12 Sunday, 20 April 2014



Circuit Paul Ricard, Le Castellet - 19 / 20 April 2014

[www.fiawtcc.com](http://www.fiawtcc.com)

**FIA WORLD TOURING CAR CHAMPIONSHIP**  
**RACE 2 - PROVISIONAL CLASSIFICATION**

| NO | CL | DRIVER                   | NAT | CAR                     | TIME      | LAPS | GAP    | DIFF   | KM/H   | BEST     | ON |
|----|----|--------------------------|-----|-------------------------|-----------|------|--------|--------|--------|----------|----|
| 1  | 37 | TC1 Jose Maria LOPEZ     | ARG | Citroen C-Elysee WTCC   | 30:24.551 | 18   |        |        | 136.41 | 1:31.468 | 15 |
| 2  | 1  | TC1 Yvan MULLER          | FRA | Citroen C-Elysee WTCC   | 30:26.437 | 18   | 1.886  | 1.886  | 136.27 | 1:31.561 | 15 |
| 3  | 18 | TC1 Tiago MONTEIRO       | PRT | Honda Civic WTCC        | 30:32.545 | 18   | 7.994  | 6.108  | 135.82 | 1:32.442 | 13 |
| 4  | 2  | TC1 Gabriele TARQUINI    | ITA | Honda Civic WTCC        | 30:33.010 | 18   | 8.459  | 0.465  | 135.78 | 1:32.377 | 13 |
| 5  | 25 | TC1 Mehdi BENNANI        | MAR | Honda Civic WTCC        | 30:41.958 | 18   | 17.407 | 8.948  | 135.12 | 1:33.379 | 13 |
| 6  | 9  | TC1 Sebastien LOEB       | FRA | Citroen C-Elysee WTCC   | 30:42.475 | 18   | 17.924 | 0.517  | 135.08 | 1:33.550 | 15 |
| 7  | 98 | TC1 Dusan BORKOVIC       | SRB | Chevrolet RML Cruze TC1 | 30:43.143 | 18   | 18.592 | 0.668  | 135.03 | 1:33.510 | 14 |
| 8  | 5  | TC1 Norbert MICHELISZ    | HUN | Honda Civic WTCC        | 30:43.478 | 18   | 18.927 | 0.335  | 135.01 | 1:33.351 | 14 |
| 9  | 10 | TC1 Gianni MORBIDELLI    | ITA | Chevrolet RML Cruze TC1 | 30:45.082 | 18   | 20.531 | 1.604  | 134.89 | 1:33.164 | 5  |
| 10 | 7  | TC1 Hugo VALENTE         | FRA | Chevrolet RML Cruze TC1 | 30:46.338 | 18   | 21.787 | 1.256  | 134.80 | 1:33.486 | 14 |
| 11 | 12 | TC1 Rob HUFF             | GBR | Lada Granta 1.6T        | 30:46.767 | 18   | 22.216 | 0.429  | 134.77 | 1:33.443 | 14 |
| 12 | 77 | TC1 Rene MUNNICH         | DEU | Chevrolet RML Cruze TC1 | 30:47.942 | 18   | 23.391 | 1.175  | 134.68 | 1:33.344 | 14 |
| 13 | 11 | TC1 James THOMPSON       | GBR | Lada Granta 1.6T        | 30:50.351 | 18   | 25.800 | 2.409  | 134.51 | 1:34.533 | 13 |
| 14 | 14 | TC1 Mikhail KOZLOVSKIY   | RUS | Lada Granta 1.6T        | 30:51.026 | 18   | 26.475 | 0.675  | 134.46 | 1:34.756 | 15 |
| 15 | 3  | TC1 Tom CHILTON          | GBR | Chevrolet RML Cruze TC1 | 31:05.801 | 18   | 41.250 | 14.775 | 133.39 | 1:32.766 | 15 |
| 16 | 6  | TC2 Franz ENGSTLER       | DEU | BMW E90 320 TC          | 31:08.773 | 18   | 44.222 | 2.972  | 133.18 | 1:37.340 | 14 |
| 17 | 8  | TC2 Pasquale DI SABATINO | ITA | BMW E90 320 TC          | 31:10.599 | 18   | 46.048 | 1.826  | 133.05 | 1:37.412 | 17 |

NOT CLASSIFIED

|        |    |                  |     |                |           |   |        |  |        |          |   |
|--------|----|------------------|-----|----------------|-----------|---|--------|--|--------|----------|---|
| D.N.F. | 27 | TC2 John FILIPPI | FRA | SEAT Leon WTCC | 15:27.933 | 9 | 9 Laps |  | 134.11 | 1:38.027 | 6 |
|--------|----|------------------|-----|----------------|-----------|---|--------|--|--------|----------|---|

FASTEST LAP

|    |     |                  |     |                       |          |    |  |  |              |            |
|----|-----|------------------|-----|-----------------------|----------|----|--|--|--------------|------------|
| 37 | TC1 | Jose Maria LOPEZ | ARG | Citroen C-Elysee WTCC | 1:31.468 | 15 |  |  | 151.174 km/h | 93.935 mph |
| 6  | TC2 | Franz ENGSTLER   | DEU | BMW E90 320 TC        | 1:37.340 | 14 |  |  | 142.055 km/h | 88.269 mph |

For Media Information Purposes - No Regulatory Value.

Circuit Paul Ricard

Circuit Length: 3.841 km / 2.387 miles

Weather/Track: Cloud 13°C / Drying 16°C

Start: 17:18 Flag: 17:48

|               |          |            |            |
|---------------|----------|------------|------------|
| Race Director | Steward: | Timekeeper | Posted at: |
|---------------|----------|------------|------------|

www.mstworld.com

Printed -17:51 Sunday, 20 April 2014



**Circuit Paul Ricard, Le Castellet - 19 / 20 April 2014**

[www.fiawtcc.com](http://www.fiawtcc.com)

## FIA WORLD TOURING CAR CHAMPIONSHIP RACE 2 RESULT

| NO | CL | DRIVER                   | NAT | CAR                     | TIME      | LAPS | GAP    | DIFF   | KM/H   | BEST     | ON |
|----|----|--------------------------|-----|-------------------------|-----------|------|--------|--------|--------|----------|----|
| 1  | 37 | TC1 Jose Maria LOPEZ     | ARG | Citroen C-Elysee WTCC   | 30:24.551 | 18   |        |        | 136.41 | 1:31.468 | 15 |
| 2  | 1  | TC1 Yvan MULLER          | FRA | Citroen C-Elysee WTCC   | 30:26.437 | 18   | 1.886  | 1.886  | 136.27 | 1:31.561 | 15 |
| 3  | 18 | TC1 Tiago MONTEIRO       | PRT | Honda Civic WTCC        | 30:32.545 | 18   | 7.994  | 6.108  | 135.82 | 1:32.442 | 13 |
| 4  | 2  | TC1 Gabriele TARQUINI    | ITA | Honda Civic WTCC        | 30:33.010 | 18   | 8.459  | 0.465  | 135.78 | 1:32.377 | 13 |
| 5  | 25 | TC1 Mehdi BENNANI        | MAR | Honda Civic WTCC        | 30:41.958 | 18   | 17.407 | 8.948  | 135.12 | 1:33.379 | 13 |
| 6  | 9  | TC1 Sebastien LOEB       | FRA | Citroen C-Elysee WTCC   | 30:42.475 | 18   | 17.924 | 0.517  | 135.08 | 1:33.550 | 15 |
| 7  | 98 | TC1 Dusan BORKOVIC       | SRB | Chevrolet RML Cruze TC1 | 30:43.143 | 18   | 18.592 | 0.668  | 135.03 | 1:33.510 | 14 |
| 8  | 5  | TC1 Norbert MICHELISZ    | HUN | Honda Civic WTCC        | 30:43.478 | 18   | 18.927 | 0.335  | 135.01 | 1:33.351 | 14 |
| 9  | 10 | TC1 Gianni MORBIDELLI    | ITA | Chevrolet RML Cruze TC1 | 30:45.082 | 18   | 20.531 | 1.604  | 134.89 | 1:33.164 | 5  |
| 10 | 7  | TC1 Hugo VALENTE         | FRA | Chevrolet RML Cruze TC1 | 30:46.338 | 18   | 21.787 | 1.256  | 134.80 | 1:33.486 | 14 |
| 11 | 12 | TC1 Rob HUFF             | GBR | Lada Granta 1.6T        | 30:46.767 | 18   | 22.216 | 0.429  | 134.77 | 1:33.443 | 14 |
| 12 | 77 | TC1 Rene MUNNICH         | DEU | Chevrolet RML Cruze TC1 | 30:47.942 | 18   | 23.391 | 1.175  | 134.68 | 1:33.344 | 14 |
| 13 | 11 | TC1 James THOMPSON       | GBR | Lada Granta 1.6T        | 30:50.351 | 18   | 25.800 | 2.409  | 134.51 | 1:34.533 | 13 |
| 14 | 14 | TC1 Mikhail KOZLOVSKIY   | RUS | Lada Granta 1.6T        | 30:51.026 | 18   | 26.475 | 0.675  | 134.46 | 1:34.756 | 15 |
| 15 | 3  | TC1 Tom CHILTON          | GBR | Chevrolet RML Cruze TC1 | 31:05.801 | 18   | 41.250 | 14.775 | 133.39 | 1:32.766 | 15 |
| 16 | 6  | TC2 Franz ENGSTLER       | DEU | BMW E90 320 TC          | 31:08.773 | 18   | 44.222 | 2.972  | 133.18 | 1:37.340 | 14 |
| 17 | 8  | TC2 Pasquale DI SABATINO | ITA | BMW E90 320 TC          | 31:10.599 | 18   | 46.048 | 1.826  | 133.05 | 1:37.412 | 17 |

NOT CLASSIFIED

|        |    |                  |     |                |           |   |        |  |        |          |   |
|--------|----|------------------|-----|----------------|-----------|---|--------|--|--------|----------|---|
| D.N.F. | 27 | TC2 John FILIPPI | FRA | SEAT Leon WTCC | 15:27.933 | 9 | 9 Laps |  | 134.11 | 1:38.027 | 6 |
|--------|----|------------------|-----|----------------|-----------|---|--------|--|--------|----------|---|

FASTEST LAP

|    |     |                  |     |                       |          |    |  |  |              |            |
|----|-----|------------------|-----|-----------------------|----------|----|--|--|--------------|------------|
| 37 | TC1 | Jose Maria LOPEZ | ARG | Citroen C-Elysee WTCC | 1:31.468 | 15 |  |  | 151.174 km/h | 93.935 mph |
| 6  | TC2 | Franz ENGSTLER   | DEU | BMW E90 320 TC        | 1:37.340 | 14 |  |  | 142.055 km/h | 88.269 mph |

Weather/Track: Cloud 13°C / Drying 16°C

Circuit Paul Ricard  
Circuit Length: 3.841 km / 2.387 miles  
Start: 17:18 Flag: 17:48

|          |          |          |
|----------|----------|----------|
| Steward: | Steward: | Steward: |
|----------|----------|----------|

www.mstworld.com

Printed -19:17 Sunday, 20 April 2014



Circuit Paul Ricard, Le Castellet - 19 / 20 April 2014

[www.fiawtcc.com](http://www.fiawtcc.com)

# FIA WORLD TOURING CAR CHAMPIONSHIP

## RACE 2 - SECTOR ANALYSIS

| 1 Yvan MULLER (FRA)      |          |       |          |   | Citroen C-Elysee WTCC |       |           |     |          | TC1                |          |   |          |       |           |
|--------------------------|----------|-------|----------|---|-----------------------|-------|-----------|-----|----------|--------------------|----------|---|----------|-------|-----------|
| LAP                      | SECTOR 1 |       | SECTOR 2 |   | SECTOR 3              |       | TOTAL LAP | LAP | SECTOR 1 |                    | SECTOR 2 |   | SECTOR 3 |       | TOTAL LAP |
| 1                        | 48.723   | -     | 32.921   | - | 24.621                | 187.8 | 1:46.264  | 10  | 37.521   | 199.2              | 34.002   | - | 30.037   | 141.1 | 1:41.560  |
| 2                        | 37.385   | 200.0 | 32.801   | - | 25.245                | 184.9 | 1:35.431  | 11  | 58.051   | 141.5              | 42.226   | - | 30.784   | 119.6 | 2:11.061  |
| 3                        | 37.186   | 198.1 | 32.126   | - | 24.472                | 185.2 | 1:33.784  | 12  | 51.891   | 140.0              | 40.617   | - | 30.121   | 184.3 | 2:02.629  |
| 4                        | 36.258   | 200.3 | 31.783   | - | 24.348                | 186.2 | 1:32.389  | 13  | 35.971   | 198.1              | 31.571   | - | 24.152   | 187.1 | 1:31.694  |
| 5                        | 36.142   | 200.0 | 32.001   | - | 24.461                | 187.5 | 1:32.604  | 14  | 36.239   | 199.6              | 31.990   | - | 24.248   | 185.8 | 1:32.477  |
| 6                        | 37.232   | 200.0 | 31.860   | - | 24.363                | 186.8 | 1:33.455  | 15  | 35.652   | 200.3              | 31.657   | - | 24.252   | 186.5 | 1:31.561  |
| 7                        | 36.500   | 198.5 | 32.486   | - | 29.268                | 139.7 | 1:38.254  | 16  | 35.780   | 199.6              | 31.674   | - | 24.345   | 186.8 | 1:31.799  |
| 8                        | 55.032   | 141.1 | 42.307   | - | 29.758                | 143.6 | 2:07.097  | 17  | 35.605   | 199.6              | 31.741   | - | 24.406   | 185.8 | 1:31.752  |
| 9                        | 46.791   | 160.2 | 40.602   | - | 33.005                | 183.9 | 2:00.398  | 18  | 35.984   | 198.5              | 31.839   | - | 24.405   | 185.5 | 1:32.228  |
| IDEAL LAP TIME: 1:31.328 |          |       |          |   | FASTEST LAP: 1:31.561 |       |           |     |          | DIFFERENCE: +0.233 |          |   |          |       |           |

| 2 Gabriele TARQUINI (ITA) |          |       |          |   | Honda Civic WTCC      |       |           |     |          | TC1                |          |   |          |       |           |
|---------------------------|----------|-------|----------|---|-----------------------|-------|-----------|-----|----------|--------------------|----------|---|----------|-------|-----------|
| LAP                       | SECTOR 1 |       | SECTOR 2 |   | SECTOR 3              |       | TOTAL LAP | LAP | SECTOR 1 |                    | SECTOR 2 |   | SECTOR 3 |       | TOTAL LAP |
| 1                         | 45.988   | -     | 32.528   | - | 25.209                | 181.2 | 1:43.724  | 10  | 37.279   | 194.9              | 34.493   | - | 30.279   | 139.7 | 1:42.051  |
| 2                         | 37.725   | 192.8 | 32.762   | - | 24.733                | 181.2 | 1:35.220  | 11  | 57.584   | 135.1              | 42.536   | - | 30.266   | 117.2 | 2:10.386  |
| 3                         | 36.731   | 193.2 | 32.186   | - | 24.496                | 180.0 | 1:33.413  | 12  | 52.111   | 156.7              | 40.725   | - | 30.156   | 179.4 | 2:02.992  |
| 4                         | 36.352   | 193.5 | 32.097   | - | 24.527                | 180.9 | 1:32.976  | 13  | 36.058   | 194.5              | 31.973   | - | 24.346   | 181.2 | 1:32.377  |
| 5                         | 36.910   | 194.5 | 32.419   | - | 24.387                | 180.9 | 1:33.716  | 14  | 36.028   | 195.2              | 32.155   | - | 24.678   | 180.3 | 1:32.861  |
| 6                         | 36.533   | 193.2 | 32.213   | - | 24.683                | 178.5 | 1:33.429  | 15  | 36.104   | 190.4              | 32.168   | - | 24.612   | 180.0 | 1:32.884  |
| 7                         | 38.444   | 189.8 | 32.601   | - | 29.639                | 152.1 | 1:40.684  | 16  | 36.152   | 194.9              | 32.111   | - | 24.838   | 180.9 | 1:33.101  |
| 8                         | 55.182   | 151.6 | 41.964   | - | 29.927                | 139.7 | 2:07.073  | 17  | 36.040   | 193.5              | 32.344   | - | 24.691   | 179.7 | 1:33.075  |
| 9                         | 46.551   | 147.5 | 40.560   | - | 33.025                | 179.7 | 2:00.136  | 18  | 35.954   | 194.5              | 32.298   | - | 24.660   | 180.9 | 1:32.912  |
| IDEAL LAP TIME: 1:32.273  |          |       |          |   | FASTEST LAP: 1:32.377 |       |           |     |          | DIFFERENCE: +0.104 |          |   |          |       |           |

| 3 Tom CHILTON (GBR)      |          |       |          |   | Chevrolet RML Cruze TC1 |       |           |     |          | TC1                |          |   |          |       |              |
|--------------------------|----------|-------|----------|---|-------------------------|-------|-----------|-----|----------|--------------------|----------|---|----------|-------|--------------|
| LAP                      | SECTOR 1 |       | SECTOR 2 |   | SECTOR 3                |       | TOTAL LAP | LAP | SECTOR 1 |                    | SECTOR 2 |   | SECTOR 3 |       | TOTAL LAP    |
| 1                        | 47.687   | -     | 33.163   | - | 24.779                  | 185.5 | 1:45.628  | 10  | 46.149   | 181.8              | -        | - | 30.587   | 151.6 | 1:43.089     |
| 2                        | 37.440   | 198.1 | 33.256   | - | 26.245                  | 182.4 | 1:36.941  | 11  | 57.036   | 148.9              | 43.062   | - | IN       | -     | 2:16.663 Pit |
| 3                        | 38.288   | 197.0 | 32.583   | - | 24.866                  | 181.8 | 1:35.737  | 12  | OUT      | 197.4              | 33.746   | - | 27.930   | 186.5 | 2:01.966     |
| 4                        | 37.602   | 198.5 | 32.446   | - | 24.456                  | 185.2 | 1:34.504  | 13  | 36.557   | 200.3              | 32.617   | - | IN       | -     | 1:38.789 Pit |
| 5                        | 36.700   | 201.1 | 32.423   | - | 25.074                  | 185.2 | 1:34.197  | 14  | OUT      | 196.7              | 32.645   | - | 24.369   | 184.6 | 1:50.839     |
| 6                        | 36.913   | 200.0 | 32.304   | - | 24.805                  | 184.6 | 1:34.022  | 15  | 35.942   | 198.5              | 32.467   | - | 24.357   | 184.9 | 1:32.766     |
| 7                        | 36.810   | 197.0 | 33.757   | - | 25.414                  | 182.7 | 1:35.981  | 16  | 36.025   | 198.5              | 32.469   | - | 24.459   | 184.6 | 1:32.953     |
| 8                        | 36.810   | 197.0 | -        | - | 29.939                  | 152.1 | 2:05.863  | 17  | 35.934   | 200.7              | 32.526   | - | 24.685   | 186.2 | 1:33.145     |
| 9                        | 46.149   | 181.8 | 40.848   | - | 32.067                  | 185.2 | 1:59.064  | 18  | 36.500   | 198.8              | 32.725   | - | 24.429   | 183.6 | 1:33.654     |
| IDEAL LAP TIME: 1:32.595 |          |       |          |   | FASTEST LAP: 1:32.766   |       |           |     |          | DIFFERENCE: +0.171 |          |   |          |       |              |

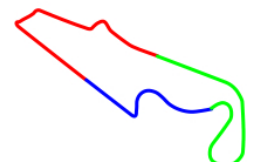
Weather/Track: Cloud 13°C / Drying 16°C



Printed - 17:53 Sunday, 20 April 2014

Page 1 of 6

www.mstworld.com



Circuit Paul Ricard  
Circuit Length: 3.841 km / 2.387 miles

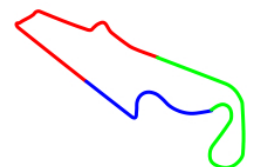
# FIA WORLD TOURING CAR CHAMPIONSHIP

## RACE 2 - SECTOR ANALYSIS

| 5 Norbert MICHELISZ (HUN) |          |       |          |   | Honda Civic WTCC      |       |           |     |          | TC1                |          |   |          |       |           |
|---------------------------|----------|-------|----------|---|-----------------------|-------|-----------|-----|----------|--------------------|----------|---|----------|-------|-----------|
| LAP                       | SECTOR 1 |       | SECTOR 2 |   | SECTOR 3              |       | TOTAL LAP | LAP | SECTOR 1 |                    | SECTOR 2 |   | SECTOR 3 |       | TOTAL LAP |
| 1                         | 47.623   | -     | 34.429   | - | 26.741                | 178.2 | 1:48.792  | 10  | 36.804   | 196.7              | 35.557   | - | 30.976   | 122.4 | 1:43.337  |
| 2                         | 38.118   | 194.5 | 32.562   | - | 24.802                | 183.0 | 1:35.482  | 11  | 57.473   | 153.1              | 42.195   | - | 30.592   | 152.1 | 2:10.260  |
| 3                         | 37.310   | 197.0 | 32.615   | - | 25.070                | 182.4 | 1:34.995  | 12  | 52.293   | 137.2              | 38.849   | - | 30.553   | 183.6 | 2:01.695  |
| 4                         | 37.462   | 193.5 | 32.931   | - | 24.716                | 183.6 | 1:35.109  | 13  | 36.694   | 197.0              | 32.317   | - | 24.656   | 183.3 | 1:33.667  |
| 5                         | 36.838   | 198.1 | 32.436   | - | 24.736                | 183.6 | 1:34.010  | 14  | 36.328   | 198.1              | 32.262   | - | 24.761   | 183.6 | 1:33.351  |
| 6                         | 37.237   | 197.0 | 32.497   | - | 24.818                | 183.6 | 1:34.552  | 15  | 36.431   | 197.0              | 32.421   | - | 24.898   | 182.1 | 1:33.750  |
| 7                         | 37.262   | 196.7 | 33.226   | - | 27.393                | 150.8 | 1:37.881  | 16  | 36.720   | 197.8              | 32.646   | - | 24.913   | 183.0 | 1:34.279  |
| 8                         | 52.594   | 129.3 | 42.018   | - | 29.966                | 140.4 | 2:04.578  | 17  | 37.026   | 197.0              | 32.437   | - | 24.857   | 182.7 | 1:34.320  |
| 9                         | 46.024   | 154.9 | 40.519   | - | 31.756                | 182.4 | 1:58.299  | 18  | 37.222   | 196.7              | 32.871   | - | 25.028   | 181.8 | 1:35.121  |
| IDEAL LAP TIME: 1:33.246  |          |       |          |   | FASTEST LAP: 1:33.351 |       |           |     |          | DIFFERENCE: +0.105 |          |   |          |       |           |

| 6 Franz ENGSTLER (DEU)   |          |       |          |   | BMW E90 320 TC        |       |           |     |          | TC2                |          |   |          |       |           |
|--------------------------|----------|-------|----------|---|-----------------------|-------|-----------|-----|----------|--------------------|----------|---|----------|-------|-----------|
| LAP                      | SECTOR 1 |       | SECTOR 2 |   | SECTOR 3              |       | TOTAL LAP | LAP | SECTOR 1 |                    | SECTOR 2 |   | SECTOR 3 |       | TOTAL LAP |
| 1                        | 51.355   | -     | 35.620   | - | 26.613                | 172.2 | 1:53.587  | 10  | 54.463   | 183.6              | 34.545   | - | 25.990   | 171.9 | 1:54.998  |
| 2                        | 38.952   | 188.1 | 34.436   | - | 25.653                | 173.0 | 1:39.041  | 11  | 47.904   | 151.6              | 41.716   | - | 29.687   | 111.8 | 1:59.307  |
| 3                        | 38.082   | 188.1 | 34.654   | - | 25.903                | 172.5 | 1:38.639  | 12  | 53.507   | 108.9              | 38.328   | - | 30.185   | 173.0 | 2:02.020  |
| 4                        | 38.185   | 186.8 | 34.031   | - | 25.638                | 173.9 | 1:37.854  | 13  | 38.221   | 186.8              | 33.858   | - | 25.590   | 173.9 | 1:37.669  |
| 5                        | 37.984   | 187.1 | 33.914   | - | 25.585                | 173.3 | 1:37.483  | 14  | 37.470   | 188.4              | 34.311   | - | 25.559   | 174.1 | 1:37.340  |
| 6                        | 37.832   | 187.1 | 33.989   | - | 25.572                | 172.5 | 1:37.393  | 15  | 37.935   | 188.8              | 34.219   | - | 25.514   | 173.3 | 1:37.668  |
| 7                        | 38.136   | 187.1 | 35.343   | - | 27.230                | 169.2 | 1:40.709  | 16  | 37.681   | 187.5              | 34.259   | - | 25.620   | 173.3 | 1:37.560  |
| 8                        | 41.246   | 185.5 | 35.726   | - | 28.794                | 137.7 | 1:45.766  | 17  | 37.893   | 186.5              | 33.993   | - | 25.481   | 173.3 | 1:37.367  |
| 9                        | 45.213   | 172.5 | 40.235   | - | 31.181                | 172.8 | 1:56.629  | 18  | 37.772   | 185.8              | 34.200   | - | 25.771   | 172.2 | 1:37.743  |
| IDEAL LAP TIME: 1:36.809 |          |       |          |   | FASTEST LAP: 1:37.340 |       |           |     |          | DIFFERENCE: +0.531 |          |   |          |       |           |

| 7 Hugo VALENTE (FRA)     |          |       |          |   | Chevrolet RML Cruze TC1 |       |           |     |          | TC1                |          |   |          |       |           |
|--------------------------|----------|-------|----------|---|-------------------------|-------|-----------|-----|----------|--------------------|----------|---|----------|-------|-----------|
| LAP                      | SECTOR 1 |       | SECTOR 2 |   | SECTOR 3                |       | TOTAL LAP | LAP | SECTOR 1 |                    | SECTOR 2 |   | SECTOR 3 |       | TOTAL LAP |
| 1                        | 49.017   | -     | 33.740   | - | 25.444                  | 183.9 | 1:48.200  | 10  | 36.704   | 201.8              | 35.600   | - | 30.803   | 140.8 | 1:43.107  |
| 2                        | 38.180   | 199.2 | 32.258   | - | 24.877                  | 184.9 | 1:35.315  | 11  | 57.826   | 155.3              | 42.032   | - | 30.540   | 148.9 | 2:10.398  |
| 3                        | 37.854   | 200.3 | 32.551   | - | 24.662                  | 185.8 | 1:35.067  | 12  | 52.065   | 146.5              | 39.287   | - | 30.244   | 185.5 | 2:01.596  |
| 4                        | 38.053   | 196.7 | 32.720   | - | 24.716                  | 183.6 | 1:35.489  | 13  | 36.960   | 200.3              | 32.321   | - | 24.619   | 185.5 | 1:33.900  |
| 5                        | 36.752   | 201.4 | 32.447   | - | 24.862                  | 184.9 | 1:34.061  | 14  | 36.236   | 200.7              | 32.545   | - | 24.705   | 185.2 | 1:33.486  |
| 6                        | 36.807   | 202.2 | 32.732   | - | 24.914                  | 184.6 | 1:34.453  | 15  | 36.417   | 199.6              | 33.107   | - | 24.797   | 184.6 | 1:34.321  |
| 7                        | 36.735   | 199.6 | 33.761   | - | 26.970                  | 144.3 | 1:37.466  | 16  | 37.149   | 202.6              | 32.503   | - | 24.724   | 185.8 | 1:34.376  |
| 8                        | 52.650   | 140.0 | 41.963   | - | 30.128                  | 146.7 | 2:04.741  | 17  | 36.925   | 202.2              | 34.300   | - | 26.371   | 181.8 | 1:37.596  |
| 9                        | 46.281   | 159.7 | 40.383   | - | 31.719                  | 183.9 | 1:58.383  | 18  | 36.684   | 200.0              | 32.833   | - | 24.866   | 185.2 | 1:34.383  |
| IDEAL LAP TIME: 1:33.113 |          |       |          |   | FASTEST LAP: 1:33.486   |       |           |     |          | DIFFERENCE: +0.373 |          |   |          |       |           |



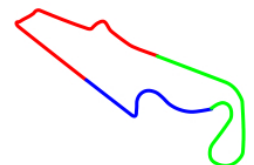
# FIA WORLD TOURING CAR CHAMPIONSHIP

## RACE 2 - SECTOR ANALYSIS

| 8 Pasquale DI SABATINO (ITA) |          |       |          |   |          |       |           | BMW E90 320 TC        |          |       |          |   | TC2                |       |           |  |
|------------------------------|----------|-------|----------|---|----------|-------|-----------|-----------------------|----------|-------|----------|---|--------------------|-------|-----------|--|
| LAP                          | SECTOR 1 |       | SECTOR 2 |   | SECTOR 3 |       | TOTAL LAP | LAP                   | SECTOR 1 |       | SECTOR 2 |   | SECTOR 3           |       | TOTAL LAP |  |
| 1                            | 51.246   | -     | 35.349   | - | 25.963   | 173.0 | 1:52.557  | 10                    | 39.092   | 185.8 | 36.335   | - | 27.764             | 127.9 | 1:43.191  |  |
| 2                            | 38.934   | 184.6 | 34.318   | - | 25.540   | 173.0 | 1:38.792  | 11                    | 58.442   | 141.9 | 41.851   | - | 29.628             | 117.5 | 2:09.921  |  |
| 3                            | 38.626   | 185.2 | 35.329   | - | 26.392   | 172.5 | 1:40.347  | 12                    | 53.285   | 113.9 | 38.280   | - | 30.140             | 174.1 | 2:01.705  |  |
| 4                            | 38.794   | 186.2 | 34.163   | - | 25.442   | 175.0 | 1:38.399  | 13                    | 37.742   | 185.5 | 34.403   | - | 25.449             | 173.6 | 1:37.594  |  |
| 5                            | 38.220   | 188.1 | 34.201   | - | 25.547   | 174.4 | 1:37.968  | 14                    | 37.964   | 187.1 | 34.570   | - | 25.567             | 173.3 | 1:38.101  |  |
| 6                            | 38.142   | 187.1 | 34.160   | - | 25.303   | 173.9 | 1:37.605  | 15                    | 37.869   | 186.5 | 35.073   | - | 25.763             | 173.9 | 1:38.705  |  |
| 7                            | 38.297   | 186.8 | 35.713   | - | 26.937   | 171.7 | 1:40.947  | 16                    | 37.910   | 188.8 | 34.359   | - | 25.477             | 174.7 | 1:37.746  |  |
| 8                            | 40.115   | 186.2 | 35.702   | - | 29.103   | 130.4 | 1:44.920  | 17                    | 37.722   | 189.1 | 34.148   | - | 25.542             | 173.9 | 1:37.412  |  |
| 9                            | 44.933   | 159.0 | 40.010   | - | 31.084   | 175.0 | 1:56.027  | 18                    | 38.061   | 187.5 | 34.675   | - | 25.926             | 153.8 | 1:38.662  |  |
| IDEAL LAP TIME: 1:37.173     |          |       |          |   |          |       |           | FASTEST LAP: 1:37.412 |          |       |          |   | DIFFERENCE: +0.239 |       |           |  |

| 9 Sebastien LOEB (FRA)   |          |       |          |   |          |       |           | Citroen C-Elysee WTCC |          |       |          |   | TC1                |       |           |  |
|--------------------------|----------|-------|----------|---|----------|-------|-----------|-----------------------|----------|-------|----------|---|--------------------|-------|-----------|--|
| LAP                      | SECTOR 1 |       | SECTOR 2 |   | SECTOR 3 |       | TOTAL LAP | LAP                   | SECTOR 1 |       | SECTOR 2 |   | SECTOR 3           |       | TOTAL LAP |  |
| 1                        | 49.867   | -     | 33.171   | - | 25.397   | 186.8 | 1:48.434  | 10                    | 36.572   | 199.2 | 35.344   | - | 30.784             | 141.7 | 1:42.700  |  |
| 2                        | 36.744   | 199.2 | 31.718   | - | 25.380   | 183.6 | 1:33.842  | 11                    | 57.505   | 140.2 | 42.599   | - | 29.541             | 137.5 | 2:09.645  |  |
| 3                        | 37.838   | 200.3 | 32.777   | - | 25.310   | 184.6 | 1:35.925  | 12                    | 52.655   | 157.6 | 39.671   | - | 30.112             | 185.5 | 2:02.438  |  |
| 4                        | 36.518   | 198.8 | 32.371   | - | 24.845   | 185.2 | 1:33.734  | 13                    | 36.937   | 198.8 | 32.322   | - | 24.562             | 185.2 | 1:33.821  |  |
| 5                        | 36.822   | 200.3 | 32.869   | - | 25.417   | 183.3 | 1:35.108  | 14                    | 36.582   | 198.1 | 32.339   | - | 24.713             | 184.9 | 1:33.634  |  |
| 6                        | 37.258   | 200.0 | 32.393   | - | 24.636   | 184.9 | 1:34.287  | 15                    | 36.293   | 199.2 | 32.632   | - | 24.625             | 185.5 | 1:33.550  |  |
| 7                        | 37.724   | 198.1 | 33.599   | - | 26.884   | 121.7 | 1:38.207  | 16                    | 36.448   | 200.3 | 33.445   | - | 24.809             | 184.9 | 1:34.702  |  |
| 8                        | 52.480   | 147.3 | 42.251   | - | 29.799   | 154.0 | 2:04.530  | 17                    | 36.602   | 198.5 | 32.732   | - | 24.788             | 184.3 | 1:34.122  |  |
| 9                        | 46.231   | 165.8 | 40.772   | - | 31.827   | 184.3 | 1:58.830  | 18                    | 37.435   | 198.1 | 32.728   | - | 24.803             | 184.3 | 1:34.966  |  |
| IDEAL LAP TIME: 1:32.573 |          |       |          |   |          |       |           | FASTEST LAP: 1:33.550 |          |       |          |   | DIFFERENCE: +0.977 |       |           |  |

| 10 Gianni MORBIDELLI (ITA) |          |       |          |   |          |       |           | Chevrolet RML Cruze TC1 |          |       |          |   | TC1                |       |           |  |
|----------------------------|----------|-------|----------|---|----------|-------|-----------|-------------------------|----------|-------|----------|---|--------------------|-------|-----------|--|
| LAP                        | SECTOR 1 |       | SECTOR 2 |   | SECTOR 3 |       | TOTAL LAP | LAP                     | SECTOR 1 |       | SECTOR 2 |   | SECTOR 3           |       | TOTAL LAP |  |
| 1                          | -        | -     | 1:34.130 | - | 24.818   | 184.9 | 1:58.947  | 10                      | 36.827   | 201.4 | 36.143   | - | 31.055             | 110.2 | 1:44.025  |  |
| 2                          | -        | -     | -        | - | 25.578   | 180.9 | 1:34.970  | 11                      | 58.551   | 138.8 | 41.432   | - | 30.396             | 121.7 | 2:10.379  |  |
| 3                          | -        | -     | -        | - | 25.035   | 184.6 | 1:36.107  | 12                      | 52.452   | 122.7 | 38.550   | - | 30.312             | -     | 2:01.314  |  |
| 4                          | -        | -     | -        | - | -        | 184.9 | 1:33.732  | 13                      | 52.452   | 122.7 | -        | - | 24.909             | 186.2 | 1:33.885  |  |
| 5                          | 36.288   | 200.3 | 32.063   | - | 24.813   | 184.9 | 1:33.164  | 14                      | 36.307   | 203.0 | 32.320   | - | 24.749             | 183.0 | 1:33.376  |  |
| 6                          | 36.262   | 200.3 | 32.167   | - | 24.984   | 184.9 | 1:33.413  | 15                      | 36.307   | 203.0 | -        | - | 24.929             | 184.3 | 1:34.608  |  |
| 7                          | 36.262   | 200.3 | -        | - | 25.551   | 183.3 | 1:36.387  | 16                      | 36.307   | 203.0 | -        | - | 24.913             | 183.0 | 1:33.637  |  |
| 8                          | 49.585   | 133.3 | 41.868   | - | 29.409   | 141.9 | 2:00.862  | 17                      | 36.307   | 203.0 | -        | - | -                  | 182.4 | 1:34.663  |  |
| 9                          | 46.246   | 182.4 | 40.782   | - | 30.864   | 181.5 | 1:57.892  | 18                      | 36.492   | 200.3 | 32.369   | - | 24.860             | 183.9 | 1:33.721  |  |
| IDEAL LAP TIME: 1:33.074   |          |       |          |   |          |       |           | FASTEST LAP: 1:33.164   |          |       |          |   | DIFFERENCE: +0.090 |       |           |  |



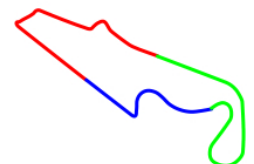
# FIA WORLD TOURING CAR CHAMPIONSHIP

## RACE 2 - SECTOR ANALYSIS

| 11 James THOMPSON (GBR)  |          |       |          |   | Lada Granta 1.6T      |       |           |     |          | TC1                |          |   |          |       |           |
|--------------------------|----------|-------|----------|---|-----------------------|-------|-----------|-----|----------|--------------------|----------|---|----------|-------|-----------|
| LAP                      | SECTOR 1 |       | SECTOR 2 |   | SECTOR 3              |       | TOTAL LAP | LAP | SECTOR 1 |                    | SECTOR 2 |   | SECTOR 3 |       | TOTAL LAP |
| 1                        | 49.257   | -     | 33.928   | - | 25.583                | 182.1 | 1:48.767  | 10  | 36.890   | 194.5              | 35.723   | - | 31.199   | 118.9 | 1:43.812  |
| 2                        | 39.007   | 195.6 | 32.923   | - | 24.954                | 181.5 | 1:36.884  | 11  | 58.192   | 143.8              | 41.400   | - | 30.641   | 130.4 | 2:10.233  |
| 3                        | 37.361   | 195.2 | 32.753   | - | 25.221                | 180.9 | 1:35.335  | 12  | 52.282   | 116.6              | 38.612   | - | 30.386   | 181.8 | 2:01.280  |
| 4                        | 38.378   | 190.4 | 32.901   | - | 24.963                | 180.6 | 1:36.242  | 13  | 36.832   | 194.2              | 32.597   | - | 25.104   | 179.1 | 1:34.533  |
| 5                        | 37.005   | 193.5 | 32.715   | - | 25.030                | 181.2 | 1:34.750  | 14  | 36.664   | 195.6              | 32.965   | - | 25.144   | 180.0 | 1:34.773  |
| 6                        | 37.052   | 192.8 | 32.809   | - | 25.197                | 179.1 | 1:35.058  | 15  | 37.383   | 191.1              | 33.042   | - | 25.235   | 180.9 | 1:35.660  |
| 7                        | 37.284   | 193.2 | 32.897   | - | 25.714                | 142.8 | 1:35.895  | 16  | 37.043   | 193.8              | 32.946   | - | 25.171   | 180.9 | 1:35.160  |
| 8                        | 52.244   | 127.8 | 41.484   | - | 29.765                | 138.8 | 2:03.493  | 17  | 37.100   | 192.8              | 32.948   | - | 25.176   | 180.0 | 1:35.224  |
| 9                        | 46.068   | 156.7 | 40.553   | - | 31.691                | 180.9 | 1:58.312  | 18  | 36.919   | 193.8              | 32.909   | - | 25.112   | 180.3 | 1:34.940  |
| IDEAL LAP TIME: 1:34.215 |          |       |          |   | FASTEST LAP: 1:34.533 |       |           |     |          | DIFFERENCE: +0.318 |          |   |          |       |           |

| 12 Rob HUFF (GBR)        |          |       |          |   | Lada Granta 1.6T      |       |           |     |          | TC1                |          |   |          |       |           |
|--------------------------|----------|-------|----------|---|-----------------------|-------|-----------|-----|----------|--------------------|----------|---|----------|-------|-----------|
| LAP                      | SECTOR 1 |       | SECTOR 2 |   | SECTOR 3              |       | TOTAL LAP | LAP | SECTOR 1 |                    | SECTOR 2 |   | SECTOR 3 |       | TOTAL LAP |
| 1                        | 48.589   | -     | 33.779   | - | 25.846                | 177.9 | 1:48.213  | 10  | 36.842   | 197.4              | 35.899   | - | 31.124   | 120.0 | 1:43.865  |
| 2                        | 39.215   | 194.9 | 32.526   | - | 25.037                | 181.8 | 1:36.778  | 11  | 58.213   | 155.1              | 41.606   | - | 30.375   | 142.2 | 2:10.194  |
| 3                        | 37.307   | 197.0 | 32.600   | - | 24.894                | 182.7 | 1:34.801  | 12  | 52.373   | 128.5              | 38.736   | - | 30.257   | 183.3 | 2:01.366  |
| 4                        | 37.234   | 196.7 | 32.952   | - | 24.747                | 183.3 | 1:34.933  | 13  | 36.530   | 197.4              | 32.378   | - | 24.670   | 183.0 | 1:33.578  |
| 5                        | 36.962   | 196.0 | 33.050   | - | 24.773                | 182.7 | 1:34.785  | 14  | 36.298   | 197.4              | 32.341   | - | 24.804   | 182.7 | 1:33.443  |
| 6                        | 36.713   | 197.0 | 32.408   | - | 24.888                | 182.4 | 1:34.009  | 15  | 36.687   | 196.7              | 32.534   | - | 24.691   | 182.7 | 1:33.912  |
| 7                        | 37.390   | 196.0 | 33.898   | - | 27.039                | 140.8 | 1:38.327  | 16  | 37.126   | 198.1              | 32.544   | - | 24.814   | 182.7 | 1:34.484  |
| 8                        | 52.833   | 127.5 | 41.497   | - | 29.891                | 136.3 | 2:04.221  | 17  | 36.826   | 196.7              | 34.056   | - | 26.401   | 180.0 | 1:37.283  |
| 9                        | 45.885   | 156.7 | 40.640   | - | 31.439                | 182.4 | 1:57.964  | 18  | 36.808   | 195.6              | 32.796   | - | 25.007   | 182.1 | 1:34.611  |
| IDEAL LAP TIME: 1:33.309 |          |       |          |   | FASTEST LAP: 1:33.443 |       |           |     |          | DIFFERENCE: +0.134 |          |   |          |       |           |

| 14 Mikhail KOZLOVSKIY (RUS) |          |       |          |   | Lada Granta 1.6T      |       |           |     |          | TC1                |          |   |          |       |           |
|-----------------------------|----------|-------|----------|---|-----------------------|-------|-----------|-----|----------|--------------------|----------|---|----------|-------|-----------|
| LAP                         | SECTOR 1 |       | SECTOR 2 |   | SECTOR 3              |       | TOTAL LAP | LAP | SECTOR 1 |                    | SECTOR 2 |   | SECTOR 3 |       | TOTAL LAP |
| 1                           | 49.800   | -     | 33.779   | - | 25.346                | 183.3 | 1:48.924  | 10  | 37.185   | 196.3              | 35.789   | - | 30.864   | 117.0 | 1:43.838  |
| 2                           | 39.012   | 195.6 | 33.279   | - | 25.301                | 180.6 | 1:37.592  | 11  | 58.537   | 138.4              | 41.688   | - | 30.138   | 132.8 | 2:10.363  |
| 3                           | 37.107   | 196.0 | 32.994   | - | 25.544                | 180.3 | 1:35.645  | 12  | 52.363   | 116.7              | 38.854   | - | 30.234   | 182.1 | 2:01.451  |
| 4                           | 37.905   | 194.2 | 33.175   | - | 25.034                | 182.1 | 1:36.114  | 13  | 36.872   | 195.6              | 33.076   | - | 24.952   | 183.0 | 1:34.900  |
| 5                           | 37.099   | 195.6 | 32.928   | - | 24.977                | 183.0 | 1:35.004  | 14  | 36.661   | 196.3              | 33.029   | - | 25.394   | 180.9 | 1:35.084  |
| 6                           | 36.934   | 196.3 | 33.018   | - | 25.216                | 181.5 | 1:35.168  | 15  | 36.814   | 195.6              | 32.798   | - | 25.144   | 182.1 | 1:34.756  |
| 7                           | 37.414   | 194.5 | 33.945   | - | 25.984                | 180.6 | 1:37.343  | 16  | 37.042   | 196.7              | 33.111   | - | 24.995   | 183.0 | 1:35.148  |
| 8                           | 49.837   | 127.6 | 41.668   | - | 29.399                | 152.5 | 2:00.904  | 17  | 37.123   | 194.9              | 33.107   | - | 25.141   | 182.1 | 1:35.371  |
| 9                           | 46.240   | 171.4 | 40.686   | - | 31.286                | 181.8 | 1:58.212  | 18  | 36.957   | 195.6              | 33.031   | - | 25.221   | 180.9 | 1:35.209  |
| IDEAL LAP TIME: 1:34.411    |          |       |          |   | FASTEST LAP: 1:34.756 |       |           |     |          | DIFFERENCE: +0.345 |          |   |          |       |           |





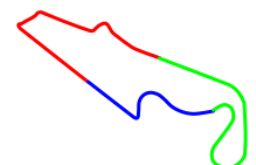
# FIA WORLD TOURING CAR CHAMPIONSHIP

## RACE 2 - SECTOR ANALYSIS

| 18 Tiago MONTEIRO (PRT)  |          |       |          |   | Honda Civic WTCC      |       |           |     |          | TC1                |          |   |          |       |           |
|--------------------------|----------|-------|----------|---|-----------------------|-------|-----------|-----|----------|--------------------|----------|---|----------|-------|-----------|
| LAP                      | SECTOR 1 |       | SECTOR 2 |   | SECTOR 3              |       | TOTAL LAP | LAP | SECTOR 1 |                    | SECTOR 2 |   | SECTOR 3 |       | TOTAL LAP |
| 1                        | 43.826   | -     | 32.753   | - | 24.538                | 182.4 | 1:41.116  | 10  | 36.822   | 194.9              | 32.958   | - | 30.367   | 130.4 | 1:40.147  |
| 2                        | 37.292   | 192.5 | 32.471   | - | 24.462                | 181.8 | 1:34.225  | 11  | 58.527   | 139.5              | 42.083   | - | 30.667   | 114.0 | 2:11.277  |
| 3                        | 36.743   | 193.2 | 32.187   | - | 24.401                | 182.1 | 1:33.331  | 12  | 50.932   | 148.3              | 42.257   | - | 29.719   | 180.3 | 2:02.908  |
| 4                        | 36.551   | 193.8 | 32.174   | - | 24.367                | 181.5 | 1:33.092  | 13  | 36.076   | 193.2              | 31.999   | - | 24.367   | 182.1 | 1:32.442  |
| 5                        | 36.320   | 193.2 | 32.067   | - | 24.387                | 182.1 | 1:32.774  | 14  | 36.345   | 194.9              | 33.137   | - | 24.604   | 180.9 | 1:34.086  |
| 6                        | 36.123   | 195.2 | 32.182   | - | 24.637                | 180.3 | 1:32.942  | 15  | 36.083   | 194.5              | 32.259   | - | 24.485   | 180.9 | 1:32.827  |
| 7                        | 36.312   | 195.2 | 32.245   | - | 30.655                | 118.4 | 1:39.212  | 16  | 35.989   | 194.9              | 32.233   | - | 24.609   | 181.2 | 1:32.831  |
| 8                        | 57.722   | 158.3 | 43.902   | - | 29.375                | 136.7 | 2:10.999  | 17  | 36.253   | 194.2              | 32.459   | - | 24.712   | 180.6 | 1:33.424  |
| 9                        | 46.383   | 151.6 | 41.277   | - | 33.703                | 180.0 | 2:01.363  | 18  | 36.252   | 193.2              | 32.516   | - | 24.781   | 180.3 | 1:33.549  |
| IDEAL LAP TIME: 1:32.355 |          |       |          |   | FASTEST LAP: 1:32.442 |       |           |     |          | DIFFERENCE: +0.087 |          |   |          |       |           |

| 25 Mehdi BENNANI (MAR)   |          |       |          |   | Honda Civic WTCC      |       |           |     |          | TC1                |          |   |          |       |           |
|--------------------------|----------|-------|----------|---|-----------------------|-------|-----------|-----|----------|--------------------|----------|---|----------|-------|-----------|
| LAP                      | SECTOR 1 |       | SECTOR 2 |   | SECTOR 3              |       | TOTAL LAP | LAP | SECTOR 1 |                    | SECTOR 2 |   | SECTOR 3 |       | TOTAL LAP |
| 1                        | 44.523   | -     | 32.832   | - | 24.744                | 181.5 | 1:42.098  | 10  | 37.162   | 195.6              | 34.666   | - | 30.265   | 142.4 | 1:42.093  |
| 2                        | 37.540   | 194.2 | 32.875   | - | 24.771                | 180.9 | 1:35.186  | 11  | 57.354   | 136.5              | 42.828   | - | 30.103   | 122.0 | 2:10.285  |
| 3                        | 37.109   | 193.8 | 32.324   | - | 24.635                | 180.0 | 1:34.068  | 12  | 52.122   | 157.4              | 40.814   | - | 30.422   | 181.8 | 2:03.358  |
| 4                        | 36.859   | 194.2 | 32.185   | - | 24.685                | 181.5 | 1:33.729  | 13  | 36.446   | 195.2              | 32.245   | - | 24.688   | 181.5 | 1:33.379  |
| 5                        | 36.894   | 193.5 | 33.213   | - | 24.811                | 180.6 | 1:34.918  | 14  | 36.585   | 194.9              | 32.198   | - | 24.856   | 181.5 | 1:33.639  |
| 6                        | 37.830   | 192.5 | 32.793   | - | 25.031                | 181.2 | 1:35.654  | 15  | 36.833   | 194.9              | 32.343   | - | 24.886   | 180.0 | 1:34.062  |
| 7                        | 37.135   | 193.8 | 33.083   | - | 28.179                | 148.1 | 1:38.397  | 16  | 36.932   | 196.7              | 33.315   | - | 24.958   | 180.6 | 1:35.205  |
| 8                        | 54.893   | 153.4 | 42.347   | - | 29.657                | 142.2 | 2:06.897  | 17  | 36.609   | 193.5              | 32.545   | - | 25.045   | 180.3 | 1:34.199  |
| 9                        | 46.416   | 147.7 | 40.773   | - | 32.895                | 180.6 | 2:00.084  | 18  | 37.440   | 194.5              | 32.393   | - | 24.874   | 180.9 | 1:34.707  |
| IDEAL LAP TIME: 1:33.266 |          |       |          |   | FASTEST LAP: 1:33.379 |       |           |     |          | DIFFERENCE: +0.113 |          |   |          |       |           |

| 27 John FILIPPI (FRA)    |          |       |          |   | SEAT Leon WTCC        |       |           |     |          | TC2                |          |   |          |       |           |
|--------------------------|----------|-------|----------|---|-----------------------|-------|-----------|-----|----------|--------------------|----------|---|----------|-------|-----------|
| LAP                      | SECTOR 1 |       | SECTOR 2 |   | SECTOR 3              |       | TOTAL LAP | LAP | SECTOR 1 |                    | SECTOR 2 |   | SECTOR 3 |       | TOTAL LAP |
| 1                        | 50.953   | -     | 35.340   | - | 26.857                | 175.8 | 1:53.149  | 6   | 37.959   | 189.8              | 34.173   | - | 25.895   | 177.0 | 1:38.027  |
| 2                        | 38.951   | 189.1 | 34.821   | - | 26.601                | 176.7 | 1:40.373  | 7   | 38.101   | 189.4              | 34.746   | - | 26.803   | 176.4 | 1:39.650  |
| 3                        | 38.673   | 188.4 | 34.375   | - | 26.234                | 176.7 | 1:39.282  | 8   | 40.204   | 190.4              | 35.889   | - | 28.494   | 126.7 | 1:44.587  |
| 4                        | 38.073   | 190.4 | 34.691   | - | 25.993                | 176.1 | 1:38.757  | 9   | 45.042   | 155.1              | 39.865   | - | 31.046   | 179.4 | 1:55.953  |
| 5                        | 38.060   | 189.8 | 34.394   | - | 25.701                | 177.0 | 1:38.155  |     |          |                    |          |   |          |       |           |
| IDEAL LAP TIME: 1:37.833 |          |       |          |   | FASTEST LAP: 1:38.027 |       |           |     |          | DIFFERENCE: +0.194 |          |   |          |       |           |





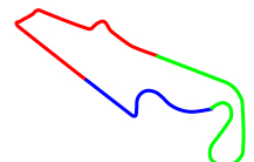
# FIA WORLD TOURING CAR CHAMPIONSHIP

## RACE 2 - SECTOR ANALYSIS

| 37 Jose Maria LOPEZ (ARG) |          | Citroen C-Elysee WTCC |          |           |                       |          |          |          |           |                    |          | TC1      |          |           |        |       |          |
|---------------------------|----------|-----------------------|----------|-----------|-----------------------|----------|----------|----------|-----------|--------------------|----------|----------|----------|-----------|--------|-------|----------|
| LAP                       | SECTOR 1 | SECTOR 2              | SECTOR 3 | TOTAL LAP | LAP                   | SECTOR 1 | SECTOR 2 | SECTOR 3 | TOTAL LAP | LAP                | SECTOR 1 | SECTOR 2 | SECTOR 3 | TOTAL LAP |        |       |          |
| 1                         | 48.473   | -                     | 32.831   | -         | 24.807                | 188.8    | 1:46.110 |          |           | 10                 | 37.627   | 198.8    | 33.053   | -         | 30.384 | 140.2 | 1:41.064 |
| 2                         | 37.247   | 201.1                 | 32.620   | -         | 25.408                | 185.5    | 1:35.275 |          |           | 11                 | 58.349   | 128.2    | 42.228   | -         | 30.491 | 114.5 | 2:11.068 |
| 3                         | 36.868   | 200.7                 | 32.115   | -         | 24.449                | 185.8    | 1:33.432 |          |           | 12                 | 51.327   | 159.0    | 41.632   | -         | 29.909 | 185.8 | 2:02.868 |
| 4                         | 36.534   | 199.2                 | 31.608   | -         | 24.400                | 186.2    | 1:32.542 |          |           | 13                 | 35.935   | 198.5    | 31.607   | -         | 24.279 | 187.1 | 1:31.821 |
| 5                         | 36.093   | 200.3                 | 32.163   | -         | 24.616                | 187.1    | 1:32.872 |          |           | 14                 | 36.200   | 200.0    | 31.769   | -         | 24.238 | 185.2 | 1:32.207 |
| 6                         | 36.711   | 199.2                 | 31.606   | -         | 24.463                | 186.8    | 1:32.780 |          |           | 15                 | 35.842   | 200.0    | 31.348   | -         | 24.278 | 186.2 | 1:31.468 |
| 7                         | 37.122   | 196.0                 | 32.096   | -         | 27.443                | 151.2    | 1:36.661 |          |           | 16                 | 35.728   | 200.0    | 31.520   | -         | 24.303 | 186.8 | 1:31.551 |
| 8                         | 56.294   | 160.9                 | 42.958   | -         | 29.585                | 141.9    | 2:08.837 |          |           | 17                 | 35.771   | 200.0    | 31.576   | -         | 24.318 | 186.2 | 1:31.665 |
| 9                         | 46.513   | 141.9                 | 41.110   | -         | 33.182                | 184.9    | 2:00.805 |          |           | 18                 | 35.573   | 199.2    | 31.508   | -         | 24.444 | 171.9 | 1:31.525 |
| IDEAL LAP TIME: 1:31.159  |          |                       |          |           | FASTEST LAP: 1:31.468 |          |          |          |           | DIFFERENCE: +0.309 |          |          |          |           |        |       |          |

| 77 Rene MUNNICH (DEU)    |          | Chevrolet RML Cruze TC1 |          |           |                       |          |          |          |           |                    |          | TC1      |          |           |        |       |          |
|--------------------------|----------|-------------------------|----------|-----------|-----------------------|----------|----------|----------|-----------|--------------------|----------|----------|----------|-----------|--------|-------|----------|
| LAP                      | SECTOR 1 | SECTOR 2                | SECTOR 3 | TOTAL LAP | LAP                   | SECTOR 1 | SECTOR 2 | SECTOR 3 | TOTAL LAP | LAP                | SECTOR 1 | SECTOR 2 | SECTOR 3 | TOTAL LAP |        |       |          |
| 1                        | 44.966   | -                       | 33.126   | -         | 25.069                | 185.2    | 1:43.160 |          |           | 10                 | 37.076   | 199.6    | 34.866   | -         | 30.392 | 158.5 | 1:42.334 |
| 2                        | 37.958   | 197.0                   | 33.748   | -         | 25.060                | 185.2    | 1:36.766 |          |           | 11                 | 57.234   | 146.3    | 42.853   | -         | 30.114 | 132.0 | 2:10.201 |
| 3                        | 37.958   | 197.0                   | -        | -         | 24.986                | 184.9    | 1:36.775 |          |           | 12                 | 52.141   | 148.9    | 40.669   | -         | 30.348 | 183.3 | 2:03.158 |
| 4                        | 36.828   | 201.4                   | 32.622   | -         | 24.934                | 183.6    | 1:34.384 |          |           | 13                 | 36.734   | 196.7    | -        | -         | -      | 185.2 | 1:36.697 |
| 5                        | 37.091   | 197.4                   | 32.305   | -         | 24.705                | 185.2    | 1:34.101 |          |           | 14                 | 36.276   | 201.8    | 32.319   | -         | 24.749 | 185.5 | 1:33.344 |
| 6                        | 37.091   | 197.4                   | -        | -         | 24.858                | 183.0    | 1:34.645 |          |           | 15                 | 38.410   | 194.9    | 33.516   | -         | 25.024 | -     | 1:36.950 |
| 7                        | 36.835   | 199.6                   | 34.034   | -         | 25.365                | 181.2    | 1:36.234 |          |           | 16                 | 36.404   | 201.4    | 32.445   | -         | 24.995 | -     | 1:33.844 |
| 8                        | 53.644   | 161.1                   | 42.342   | -         | 29.969                | 152.3    | 2:05.955 |          |           | 17                 | 38.138   | 196.7    | 32.640   | -         | 25.064 | 183.9 | 1:35.842 |
| 9                        | 46.334   | 153.4                   | 40.582   | -         | 32.461                | 183.3    | 1:59.377 |          |           | 18                 | 36.505   | 200.7    | 32.706   | -         | 24.964 | 183.9 | 1:34.175 |
| IDEAL LAP TIME: 1:33.286 |          |                         |          |           | FASTEST LAP: 1:33.344 |          |          |          |           | DIFFERENCE: +0.058 |          |          |          |           |        |       |          |

| 98 Dusan BORKOVIC (SRB)  |          | Chevrolet RML Cruze TC1 |          |           |                       |          |          |          |           |                    |          | TC1      |          |           |        |       |          |
|--------------------------|----------|-------------------------|----------|-----------|-----------------------|----------|----------|----------|-----------|--------------------|----------|----------|----------|-----------|--------|-------|----------|
| LAP                      | SECTOR 1 | SECTOR 2                | SECTOR 3 | TOTAL LAP | LAP                   | SECTOR 1 | SECTOR 2 | SECTOR 3 | TOTAL LAP | LAP                | SECTOR 1 | SECTOR 2 | SECTOR 3 | TOTAL LAP |        |       |          |
| 1                        | 46.459   | -                       | 33.175   | -         | 25.541                | 184.9    | 1:45.174 |          |           | 10                 | 36.442   | 199.2    | 34.851   | -         | 30.618 | 150.8 | 1:41.911 |
| 2                        | 37.399   | 196.7                   | 33.100   | -         | 26.452                | 183.0    | 1:36.951 |          |           | 11                 | 56.892   | 150.6    | 42.935   | -         | 30.155 | 134.1 | 2:09.982 |
| 3                        | 37.772   | 197.8                   | 32.757   | -         | 25.032                | 185.5    | 1:35.561 |          |           | 12                 | 52.634   | 161.9    | 40.035   | -         | 30.338 | 186.5 | 2:03.007 |
| 4                        | 36.602   | 198.8                   | 32.398   | -         | 24.995                | 185.2    | 1:33.995 |          |           | 13                 | 36.569   | 199.6    | 32.439   | -         | 24.654 | 185.2 | 1:33.662 |
| 5                        | 36.873   | 198.8                   | 32.826   | -         | 25.083                | 185.2    | 1:34.782 |          |           | 14                 | 36.328   | 199.2    | 32.418   | -         | 24.764 | 184.9 | 1:33.510 |
| 6                        | 36.889   | 199.2                   | 32.544   | -         | 25.024                | 184.6    | 1:34.457 |          |           | 15                 | 36.436   | 198.1    | 32.500   | -         | 24.718 | 185.8 | 1:33.654 |
| 7                        | 37.336   | 198.8                   | 33.985   | -         | 25.941                | 184.3    | 1:37.262 |          |           | 16                 | 36.508   | 198.8    | 34.052   | -         | 24.862 | 185.5 | 1:35.422 |
| 8                        | 53.196   | 145.5                   | 42.136   | -         | 29.930                | 148.5    | 2:05.262 |          |           | 17                 | 36.609   | 199.2    | 32.778   | -         | 24.965 | 184.6 | 1:34.352 |
| 9                        | 46.068   | 172.2                   | 40.922   | -         | 32.210                | 184.6    | 1:59.200 |          |           | 18                 | 37.071   | 198.8    | 32.937   | -         | 24.991 | 185.5 | 1:34.999 |
| IDEAL LAP TIME: 1:33.380 |          |                         |          |           | FASTEST LAP: 1:33.510 |          |          |          |           | DIFFERENCE: +0.130 |          |          |          |           |        |       |          |



# FIA WORLD TOURING CAR CHAMPIONSHIP

## RACE 2 - BEST SECTOR TIMES

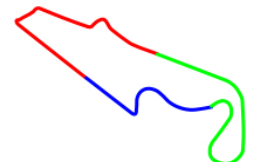
|    | SECTOR 1 |        |     | SECTOR 2 |           |     | SECTOR 3 |        |     | IDEAL/BEST LAP COMPARISON |             |          |          |     |        |
|----|----------|--------|-----|----------|-----------|-----|----------|--------|-----|---------------------------|-------------|----------|----------|-----|--------|
|    | NO       | TIME   | LAP | NO       | TIME      | LAP | NO       | TIME   | LAP | NO                        | NAME        | IDEAL    | BEST     | LAP | DIFF   |
| 1  | 37       | 35.573 | 18  | 37       | 31.348    | 15  | 1        | 24.152 | 13  | 37                        | LOPEZ       | 1:31.159 | 1:31.468 |     | +0.309 |
| 2  | 1        | 35.605 | 17  | 1        | 31.571    | 13  | 37       | 24.238 | 14  | 1                         | MULLER      | 1:31.328 | 1:31.561 |     | +0.233 |
| 3  | 3        | 35.934 | 17  | 9        | 31.718    | 2   | 2        | 24.346 | 13  | 2                         | TARQUINI    | 1:32.273 | 1:32.377 |     | +0.104 |
| 4  | 2        | 35.954 | 18  | 2        | 31.973    | 13  | 3        | 24.357 | 15  | 18                        | MONTEIRO    | 1:32.355 | 1:32.442 |     | +0.087 |
| 5  | 18       | 35.989 | 16  | 18       | 31.999    | 13  | 18       | 24.367 | 4   | 9                         | LOEB        | 1:32.573 | 1:33.550 |     | +0.977 |
| 6  | 7        | 36.236 | 14  | 10       | 32.063    | 5   | 9        | 24.562 | 13  | 3                         | CHILTON     | 1:32.595 | 1:32.766 |     | +0.171 |
| 7  | 10       | 36.262 | 6   | 25       | 32.185    | 4   | 7        | 24.619 | 13  | 10                        | MORBIDELLI  | 1:33.074 | 1:33.164 |     | +0.090 |
| 8  | 77       | 36.276 | 14  | 7        | 32.258    | 2   | 25       | 24.635 | 3   | 7                         | VALENTE     | 1:33.113 | 1:33.486 |     | +0.373 |
| 9  | 9        | 36.293 | 15  | 5        | 32.262    | 14  | 98       | 24.654 | 13  | 5                         | MICHELISZ   | 1:33.246 | 1:33.351 |     | +0.105 |
| 10 | 12       | 36.298 | 14  | 3        | 32.304    | 6   | 5        | 24.656 | 13  | 25                        | BENNANI     | 1:33.266 | 1:33.379 |     | +0.113 |
| 11 | 98       | 36.328 | 14  | 77       | 32.305    | 5   | 12       | 24.670 | 13  | 77                        | MUNNICH     | 1:33.286 | 1:33.344 |     | +0.058 |
| 12 | 5        | 36.328 | 14  | 12       | 32.341    | 14  | 77       | 24.705 | 5   | 12                        | HUFF        | 1:33.309 | 1:33.443 |     | +0.134 |
| 13 | 25       | 36.446 | 13  | 98       | 32.398    | 4   | 10       | 24.749 | 14  | 98                        | BORKOVIC    | 1:33.380 | 1:33.510 |     | +0.130 |
| 14 | 14       | 36.661 | 14  | 11       | 32.597    | 13  | 14       | 24.952 | 13  | 11                        | THOMPSON    | 1:34.215 | 1:34.533 |     | +0.318 |
| 15 | 11       | 36.664 | 14  | 14       | 32.798    | 15  | 11       | 24.954 | 2   | 14                        | KOZLOVSKIY  | 1:34.411 | 1:34.756 |     | +0.345 |
| 16 | 6        | 37.470 | 14  | 6        | 33.858    | 13  | 8        | 25.303 | 6   | 6                         | ENGSTLER    | 1:36.809 | 1:37.340 |     | +0.531 |
| 17 | 8        | 37.722 | 17  | 8        | 34.148    | 17  | 6        | 25.481 | 17  | 8                         | DI SABATINO | 1:37.173 | 1:37.412 |     | +0.239 |
| 18 | 27       | 37.959 | 6   | 27       | 34.173    | 6   | 27       | 25.701 | 5   | 27                        | FILIPPI     | 1:37.833 | 1:38.027 |     | +0.194 |
| 19 |          |        |     | SC       | 20:41.371 | 1   |          |        |     |                           |             |          |          |     |        |

'Perfect Lap' - 1:31.073



Weather/Track: Cloud 13°C / Drying 16°C  
 Printed - 17:54 Sunday, 20 April 2014

www.mstworld.com



Circuit Paul Ricard  
 Circuit Length: 3.841 km / 2.387 miles

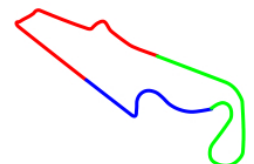
# FIA WORLD TOURING CAR CHAMPIONSHIP

## RACE 2 - BEST SECTOR SPEEDS

|    | INTERMEDIATE 1 |             |       | INTERMEDIATE 2 |    |      | FINISH LINE |     |    |             |       |     |
|----|----------------|-------------|-------|----------------|----|------|-------------|-----|----|-------------|-------|-----|
|    | NO             | NAME        | SPEED | LAP            | NO | NAME | SPEED       | LAP | NO | NAME        | SPEED | LAP |
| 1  | 10             | MORBIDELLI  | 203.0 | 17             |    |      |             |     | 37 | LOPEZ       | 188.8 | 1   |
| 2  | 7              | VALENTE     | 202.6 | 16             |    |      |             |     | 1  | MULLER      | 187.8 | 1   |
| 3  | 77             | MUNNICH     | 201.9 | 14             |    |      |             |     | 9  | LOEB        | 186.8 | 1   |
| 4  | 3              | CHILTON     | 201.1 | 5              |    |      |             |     | 3  | CHILTON     | 186.5 | 12  |
| 5  | 37             | LOPEZ       | 201.1 | 2              |    |      |             |     | 98 | BORKOVIC    | 186.5 | 12  |
| 6  | 9              | LOEB        | 200.4 | 16             |    |      |             |     | 10 | MORBIDELLI  | 186.2 | 13  |
| 7  | 1              | MULLER      | 200.4 | 15             |    |      |             |     | 7  | VALENTE     | 185.9 | 16  |
| 8  | 98             | BORKOVIC    | 199.6 | 13             |    |      |             |     | 77 | MUNNICH     | 185.6 | 14  |
| 9  | 12             | HUFF        | 198.2 | 16             |    |      |             |     | 5  | MICHELISZ   | 183.7 | 14  |
| 10 | 5              | MICHELISZ   | 198.2 | 14             |    |      |             |     | 12 | HUFF        | 183.4 | 12  |
| 11 | 25             | BENNANI     | 196.7 | 16             |    |      |             |     | 14 | KOZLOVSKIY  | 183.4 | 1   |
| 12 | 14             | KOZLOVSKIY  | 196.7 | 16             |    |      |             |     | 18 | MONTEIRO    | 182.4 | 1   |
| 13 | 11             | THOMPSON    | 195.7 | 14             |    |      |             |     | 11 | THOMPSON    | 182.1 | 1   |
| 14 | 2              | TARQUINI    | 195.3 | 14             |    |      |             |     | 25 | BENNANI     | 181.8 | 12  |
| 15 | 18             | MONTEIRO    | 195.3 | 7              |    |      |             |     | 2  | TARQUINI    | 181.2 | 13  |
| 16 | 27             | FILIPPI     | 190.5 | 8              |    |      |             |     | 27 | FILIPPI     | 179.4 | 9   |
| 17 | 8              | DI SABATINO | 189.1 | 17             |    |      |             |     | 8  | DI SABATINO | 175.0 | 9   |
| 18 | 6              | ENGSTLER    | 188.8 | 15             |    |      |             |     | 6  | ENGSTLER    | 174.2 | 14  |



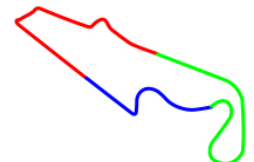
Weather/Track: Cloud 13°C / Drying 16°C  
 Printed - 17:55 Sunday, 20 April 2014



# FIA WORLD TOURING CAR CHAMPIONSHIP

## RACE 2 - RACE HISTORY CHART

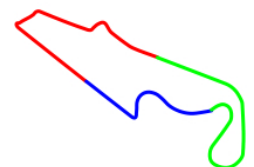
| LAP 1 |        |          | LAP 2 |        |          | LAP 3 |        |          | LAP 4 |        |          | LAP 5 |        |          |
|-------|--------|----------|-------|--------|----------|-------|--------|----------|-------|--------|----------|-------|--------|----------|
| NO    | BEHIND | LAP TIME | NO    | BEHIND | LAP TIME | NO    | BEHIND | LAP TIME | NO    | BEHIND | LAP TIME | NO    | BEHIND | LAP TIME |
| 18    |        | 1:41.116 | 18    |        | 1:34.225 | 18    |        | 1:33.331 | 18    |        | 1:33.092 | 18    |        | 1:32.774 |
| 25    | 0.982  | 1:42.098 | 25    | 1.943  | 1:35.186 | 25    | 2.680  | 1:34.068 | 25    | 3.317  | 1:33.729 | 2     | 4.511  | 1:33.716 |
| 77    | 2.044  | 1:43.160 | 2     | 3.603  | 1:35.220 | 2     | 3.685  | 1:33.413 | 2     | 3.569  | 1:32.976 | 25    | 5.461  | 1:34.918 |
| 2     | 2.608  | 1:43.724 | 77    | 4.585  | 1:36.766 | 37    | 6.145  | 1:33.432 | 37    | 5.595  | 1:32.542 | 37    | 5.693  | 1:32.872 |
| 98    | 4.058  | 1:45.174 | 37    | 6.044  | 1:35.275 | 1     | 6.807  | 1:33.784 | 1     | 6.104  | 1:32.389 | 1     | 5.934  | 1:32.604 |
| 3     | 4.512  | 1:45.628 | 1     | 6.354  | 1:35.431 | 77    | 8.029  | 1:36.775 | 77    | 9.321  | 1:34.384 | 77    | 10.648 | 1:34.101 |
| 37    | 4.994  | 1:46.110 | 98    | 6.784  | 1:36.951 | 98    | 9.014  | 1:35.561 | 98    | 9.917  | 1:33.995 | 98    | 11.925 | 1:34.782 |
| 1     | 5.148  | 1:46.264 | 9     | 6.935  | 1:33.842 | 9     | 9.529  | 1:35.925 | 9     | 10.171 | 1:33.734 | 3     | 12.469 | 1:34.197 |
| 7     | 7.084  | 1:48.200 | 3     | 7.228  | 1:36.941 | 3     | 9.634  | 1:35.737 | 3     | 11.046 | 1:34.504 | 9     | 12.505 | 1:35.108 |
| 12    | 7.097  | 1:48.213 | 7     | 8.174  | 1:35.315 | 7     | 9.910  | 1:35.067 | 7     | 12.307 | 1:35.489 | 7     | 13.594 | 1:34.061 |
| 9     | 7.318  | 1:48.434 | 5     | 8.933  | 1:35.482 | 5     | 10.597 | 1:34.995 | 5     | 12.614 | 1:35.109 | 5     | 13.850 | 1:34.010 |
| 11    | 7.651  | 1:48.767 | 12    | 9.650  | 1:36.778 | 12    | 11.120 | 1:34.801 | 12    | 12.961 | 1:34.933 | 12    | 14.972 | 1:34.785 |
| 5     | 7.676  | 1:48.792 | 11    | 10.310 | 1:36.884 | 11    | 12.314 | 1:35.335 | 11    | 15.464 | 1:36.242 | 11    | 17.440 | 1:34.750 |
| 14    | 7.808  | 1:48.924 | 14    | 11.175 | 1:37.592 | 14    | 13.489 | 1:35.645 | 14    | 16.511 | 1:36.114 | 14    | 18.741 | 1:35.004 |
| 8     | 11.441 | 1:52.557 | 8     | 16.008 | 1:38.792 | 10    | 21.352 | 1:36.107 | 10    | 21.992 | 1:33.732 | 10    | 22.382 | 1:33.164 |
| 27    | 12.033 | 1:53.149 | 6     | 17.287 | 1:39.041 | 6     | 22.595 | 1:38.639 | 6     | 27.357 | 1:37.854 | 6     | 32.066 | 1:37.483 |
| 6     | 12.471 | 1:53.587 | 27    | 18.181 | 1:40.373 | 8     | 23.024 | 1:40.347 | 8     | 28.331 | 1:38.399 | 8     | 33.525 | 1:37.968 |
| 10    | 17.831 | 1:58.947 | 10    | 18.576 | 1:34.970 | 27    | 24.132 | 1:39.282 | 27    | 29.797 | 1:38.757 | 27    | 35.178 | 1:38.155 |



# FIA WORLD TOURING CAR CHAMPIONSHIP

## RACE 2 - RACE HISTORY CHART

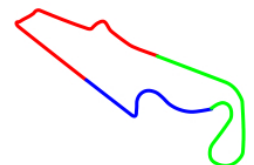
| LAP 6 |        |          | LAP 7 |        |          | LAP 8 |        |          | LAP 9 |        |          | LAP 10 |        |          |
|-------|--------|----------|-------|--------|----------|-------|--------|----------|-------|--------|----------|--------|--------|----------|
| NO    | BEHIND | LAP TIME | NO    | BEHIND | LAP TIME | NO    | BEHIND | LAP TIME | NO    | BEHIND | LAP TIME | NO     | BEHIND | LAP TIME |
| 18    |        | 1:32.942 | 18    |        | 1:39.212 | 18    |        | 2:10.999 | 18    |        | 2:01.363 | 18     |        | 1:40.147 |
| 2     | 4.998  | 1:33.429 | 37    | 2.980  | 1:36.661 | 37    | 0.818  | 2:08.837 | 37    | 0.260  | 2:00.805 | 37     | 1.177  | 1:41.064 |
| 37    | 5.531  | 1:32.780 | 1     | 5.489  | 1:38.254 | 1     | 1.587  | 2:07.097 | 1     | 0.622  | 2:00.398 | 1      | 2.035  | 1:41.560 |
| 1     | 6.447  | 1:33.455 | 2     | 6.470  | 1:40.684 | 2     | 2.544  | 2:07.073 | 2     | 1.317  | 2:00.136 | 2      | 3.221  | 1:42.051 |
| 25    | 8.173  | 1:35.654 | 25    | 7.358  | 1:38.397 | 25    | 3.256  | 2:06.897 | 25    | 1.977  | 2:00.084 | 25     | 3.923  | 1:42.093 |
| 77    | 12.351 | 1:34.645 | 77    | 9.373  | 1:36.234 | 77    | 4.329  | 2:05.955 | 77    | 2.343  | 1:59.377 | 77     | 4.530  | 1:42.334 |
| 98    | 13.440 | 1:34.457 | 3     | 10.318 | 1:35.981 | 3     | 5.182  | 2:05.863 | 3     | 2.883  | 1:59.064 | 98     | 5.354  | 1:41.911 |
| 3     | 13.549 | 1:34.022 | 98    | 11.490 | 1:37.262 | 98    | 5.753  | 2:05.262 | 98    | 3.590  | 1:59.200 | 3      | 5.825  | 1:43.089 |
| 9     | 13.850 | 1:34.287 | 9     | 12.845 | 1:38.207 | 9     | 6.376  | 2:04.530 | 9     | 3.843  | 1:58.830 | 9      | 6.396  | 1:42.700 |
| 7     | 15.105 | 1:34.453 | 7     | 13.359 | 1:37.466 | 7     | 7.101  | 2:04.741 | 7     | 4.121  | 1:58.383 | 7      | 7.081  | 1:43.107 |
| 5     | 15.460 | 1:34.552 | 5     | 14.129 | 1:37.881 | 5     | 7.708  | 2:04.578 | 5     | 4.644  | 1:58.299 | 5      | 7.834  | 1:43.337 |
| 12    | 16.039 | 1:34.009 | 12    | 15.154 | 1:38.327 | 12    | 8.376  | 2:04.221 | 12    | 4.977  | 1:57.964 | 12     | 8.695  | 1:43.865 |
| 11    | 19.556 | 1:35.058 | 11    | 16.239 | 1:35.895 | 11    | 8.733  | 2:03.493 | 11    | 5.682  | 1:58.312 | 11     | 9.347  | 1:43.812 |
| 14    | 20.967 | 1:35.168 | 14    | 19.098 | 1:37.343 | 14    | 9.003  | 2:00.904 | 14    | 5.852  | 1:58.212 | 14     | 9.543  | 1:43.838 |
| 10    | 22.853 | 1:33.413 | 10    | 20.028 | 1:36.387 | 10    | 9.891  | 2:00.862 | 10    | 6.420  | 1:57.892 | 10     | 10.298 | 1:44.025 |
| 6     | 36.517 | 1:37.393 | 6     | 38.014 | 1:40.709 | 6     | 12.781 | 1:45.766 | 6     | 8.047  | 1:56.629 | 8      | 11.552 | 1:43.191 |
| 8     | 38.188 | 1:37.605 | 8     | 39.923 | 1:40.947 | 8     | 13.844 | 1:44.920 | 8     | 8.508  | 1:56.027 | 6      | 22.898 | 1:54.998 |
| 27    | 40.263 | 1:38.027 | 27    | 40.701 | 1:39.650 | 27    | 14.289 | 1:44.587 | 27    | 8.879  | 1:55.953 |        |        |          |



# FIA WORLD TOURING CAR CHAMPIONSHIP

## RACE 2 - RACE HISTORY CHART

| LAP 11 |        |            | LAP 12 |        |          | LAP 13 |        |            | LAP 14 |        |          | LAP 15 |        |          |
|--------|--------|------------|--------|--------|----------|--------|--------|------------|--------|--------|----------|--------|--------|----------|
| NO     | BEHIND | LAP TIME   | NO     | BEHIND | LAP TIME | NO     | BEHIND | LAP TIME   | NO     | BEHIND | LAP TIME | NO     | BEHIND | LAP TIME |
| 18     |        | 2:11.277   | 18     |        | 2:02.908 | 18     |        | 1:32.442   | 37     |        | 1:32.207 | 37     |        | 1:31.468 |
| 37     | 0.968  | 2:11.068   | 37     | 0.928  | 2:02.868 | 37     | 0.307  | 1:31.821   | 1      | 0.755  | 1:32.477 | 1      | 0.848  | 1:31.561 |
| 1      | 1.819  | 2:11.061   | 1      | 1.540  | 2:02.629 | 1      | 0.792  | 1:31.694   | 18     | 1.572  | 1:34.086 | 18     | 2.931  | 1:32.827 |
| 2      | 2.330  | 2:10.386   | 2      | 2.414  | 2:02.992 | 2      | 2.349  | 1:32.377   | 2      | 2.696  | 1:32.861 | 2      | 4.112  | 1:32.884 |
| 25     | 2.931  | 2:10.285   | 25     | 3.381  | 2:03.358 | 25     | 4.318  | 1:33.379   | 25     | 5.443  | 1:33.639 | 25     | 8.037  | 1:34.062 |
| 77     | 3.454  | 2:10.201   | 77     | 3.704  | 2:03.158 | 98     | 5.378  | 1:33.662   | 98     | 6.374  | 1:33.510 | 98     | 8.560  | 1:33.654 |
| 98     | 4.059  | 2:09.982   | 98     | 4.158  | 2:03.007 | 9      | 5.673  | 1:33.821   | 9      | 6.793  | 1:33.634 | 9      | 8.875  | 1:33.550 |
| 9      | 4.764  | 2:09.645   | 9      | 4.294  | 2:02.438 | 7      | 6.348  | 1:33.900   | 7      | 7.320  | 1:33.486 | 5      | 9.948  | 1:33.750 |
| 7      | 6.202  | 2:10.398   | 7      | 4.890  | 2:01.596 | 5      | 6.829  | 1:33.667   | 5      | 7.666  | 1:33.351 | 7      | 10.173 | 1:34.321 |
| 5      | 6.817  | 2:10.260   | 5      | 5.604  | 2:01.695 | 12     | 7.206  | 1:33.578   | 12     | 8.135  | 1:33.443 | 12     | 10.579 | 1:33.912 |
| 12     | 7.612  | 2:10.194   | 12     | 6.070  | 2:01.366 | 77     | 7.959  | 1:36.697   | 77     | 8.789  | 1:33.344 | 10     | 13.251 | 1:34.608 |
| 11     | 8.303  | 2:10.233   | 11     | 6.675  | 2:01.280 | 11     | 8.766  | 1:34.533   | 10     | 10.111 | 1:33.376 | 77     | 14.271 | 1:36.950 |
| 14     | 8.629  | 2:10.363   | 14     | 7.172  | 2:01.451 | 10     | 9.249  | 1:33.885   | 11     | 11.025 | 1:34.773 | 11     | 15.217 | 1:35.660 |
| 10     | 9.400  | 2:10.379   | 10     | 7.806  | 2:01.314 | 14     | 9.630  | 1:34.900   | 14     | 12.200 | 1:35.084 | 14     | 15.488 | 1:34.756 |
| 8      | 10.196 | 2:09.921   | 8      | 8.993  | 2:01.705 | 8      | 14.145 | 1:37.594   | 8      | 19.732 | 1:38.101 | 6      | 26.293 | 1:37.668 |
| 6      | 10.928 | 1:59.307   | 6      | 10.040 | 2:02.020 | 6      | 15.267 | 1:37.669   | 6      | 20.093 | 1:37.340 | 8      | 26.969 | 1:38.705 |
| 3      | 11.211 | 2:16.663 P | 3      | 10.269 | 2:01.966 | 3      | 16.616 | 1:38.789 P | 3      | 34.941 | 1:50.839 | 3      | 36.239 | 1:32.766 |



# FIA WORLD TOURING CAR CHAMPIONSHIP

## RACE 2 - RACE HISTORY CHART

| LAP 16 |        |          | LAP 17 |        |          | LAP 18 |        |          |
|--------|--------|----------|--------|--------|----------|--------|--------|----------|
| NO     | BEHIND | LAP TIME | NO     | BEHIND | LAP TIME | NO     | BEHIND | LAP TIME |
| 37     |        | 1:31.551 | 37     |        | 1:31.665 | 37     |        | 1:31.525 |
| 1      | 1.096  | 1:31.799 | 1      | 1.183  | 1:31.752 | 1      | 1.886  | 1:32.228 |
| 18     | 4.211  | 1:32.831 | 18     | 5.970  | 1:33.424 | 18     | 7.994  | 1:33.549 |
| 2      | 5.662  | 1:33.101 | 2      | 7.072  | 1:33.075 | 2      | 8.459  | 1:32.912 |
| 25     | 11.691 | 1:35.205 | 25     | 14.225 | 1:34.199 | 25     | 17.407 | 1:34.707 |
| 9      | 12.026 | 1:34.702 | 9      | 14.483 | 1:34.122 | 9      | 17.924 | 1:34.966 |
| 98     | 12.431 | 1:35.422 | 98     | 15.118 | 1:34.352 | 98     | 18.592 | 1:34.999 |
| 5      | 12.676 | 1:34.279 | 5      | 15.331 | 1:34.320 | 5      | 18.927 | 1:35.121 |
| 7      | 12.998 | 1:34.376 | 10     | 18.335 | 1:34.663 | 10     | 20.531 | 1:33.721 |
|        |        |          | 7      | 18.929 | 1:37.596 | 7      | 21.787 | 1:34.383 |
| 12     | 13.512 | 1:34.484 | 12     | 19.130 | 1:37.283 | 12     | 22.216 | 1:34.611 |
| 10     | 15.337 | 1:33.637 | 77     | 20.741 | 1:35.842 | 77     | 23.391 | 1:34.175 |
| 77     | 16.564 | 1:33.844 | 11     | 22.385 | 1:35.224 | 11     | 25.800 | 1:34.940 |
| 11     | 18.826 | 1:35.160 | 14     | 22.791 | 1:35.371 | 14     | 26.475 | 1:35.209 |
| 14     | 19.085 | 1:35.148 | 6      | 38.004 | 1:37.367 | 3      | 41.250 | 1:33.654 |
| 6      | 32.302 | 1:37.560 | 8      | 38.911 | 1:37.412 | 6      | 44.222 | 1:37.743 |
| 8      | 33.164 | 1:37.746 | 3      | 39.121 | 1:33.145 | 8      | 46.048 | 1:38.662 |
| 3      | 37.641 | 1:32.953 |        |        |          |        |        |          |

