



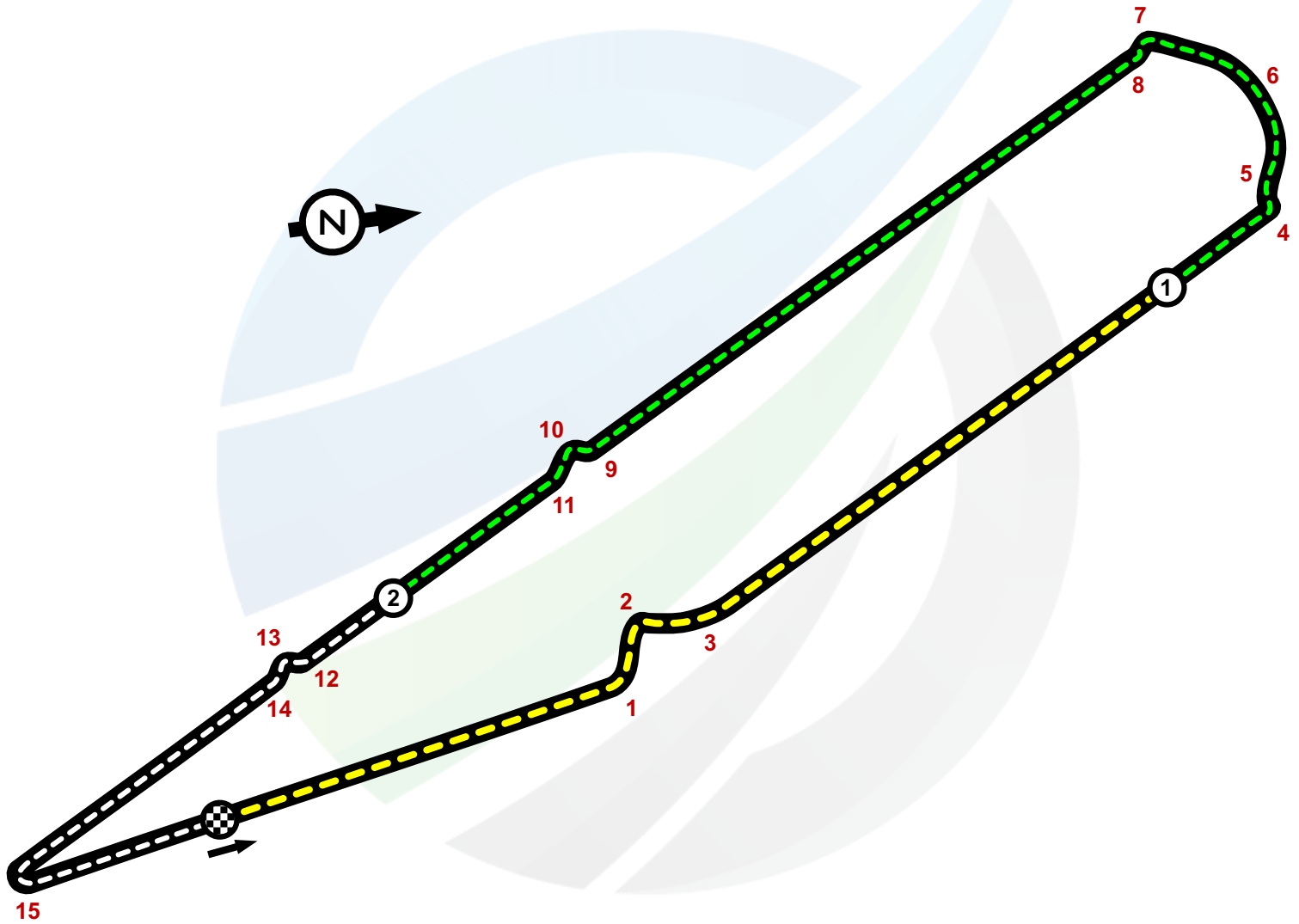
ROUNDS 1 & 2
CIRCUIT MOULAY EL HASSAN
11 - 13 APRIL 2014



Timing & Results by MST SYSTEMS Ltd.
www.mstworld.com

© MST SYSTEMS Ltd. 2014

The Haysfield, Spring Lane North, Malvern, Worcestershire, WR14 1GF
Tel: +44 (0) 1684 560614 Fax: +44 (0) 1684 560624 email: motorsport@mstworld.com



CIRCUIT MOULAY EL HASSAN	
CIRCUIT LENGTH - 4.545 KM	POLE POSITION - RIGHT
--- SECTOR 1 - 1.618 KM	① INTERMEDIATE 1
- - - SECTOR 2 - 1.397 KM	② INTERMEDIATE 2
- - - SECTOR 3 - 1.530 KM	⊘ FINISH LINE
PIT LANE - 276 M	→ START LINE
START LINE OFFSET - 0 M	15 TURN NUMBERS

FIA WORLD TOURING CAR CHAMPIONSHIP TESTING - CLASSIFICATION

NO	CL	DRIVER	NAT	CAR	TIME	ON	LAPS	GAP	DIFF	KM/H
1	1	TC1 Yvan MULLER	FRA	Citroen C-Elysee WTCC	1:44.513	6	10			156.55
2	37	TC1 Jose LOPEZ	ARG	Citroen C-Elysee WTCC	1:44.945	6	12	0.432	0.432	155.91
3	9	TC1 Sebastien LOEB	FRA	Citroen C-Elysee WTCC	1:45.161	10	12	0.648	0.216	155.59
4	7	TC1 Hugo VALENTE	FRA	Chevrolet RML Cruze TC1	1:46.470	10	10	1.957	1.309	153.67
5	18	TC1 Tiago MONTEIRO	PRT	Honda Civic WTCC	1:46.503	12	12	1.990	0.033	153.62
6	12	TC1 Rob HUFF	GBR	Lada Granta 1.6T	1:46.798	8	10	2.285	0.295	153.20
7	4	TC1 Tom CORONEL	NLD	Chevrolet RML Cruze TC1	1:46.927	11	13	2.414	0.129	153.02
8	25	TC1 Mehdi BENNANI	MAR	Honda Civic WTCC	1:47.583	12	12	3.070	0.656	152.08
9	3	TC1 Tom CHILTON	GBR	Chevrolet RML Cruze TC1	1:47.617	4	11	3.104	0.034	152.03
10	2	TC1 Gabriele TARQUINI	ITA	Honda Civic WTCC	1:47.629	8	13	3.116	0.012	152.02
11	10	TC1 Gianni MORBIDELLI	ITA	Chevrolet RML Cruze TC1	1:47.785	11	12	3.272	0.156	151.80
12	98	TC1 Dusan BORKOVIC	SRB	Chevrolet RML Cruze TC1	1:47.906	10	10	3.393	0.121	151.63
13	5	TC1 Norbert MICHELISZ	HUN	Honda Civic WTCC	1:47.997	10	11	3.484	0.091	151.50
14	11	TC1 James THOMPSON	GBR	Lada Granta 1.6T	1:48.720	4	6	4.207	0.723	150.49
15	77	TC1 Rene MÜNNICH	DEU	Chevrolet RML Cruze TC1	1:49.135	9	12	4.622	0.415	149.92
16	6	TC2 Franz ENGSTLER	DEU	BMW E90 320 TC	1:50.549	12	12	6.036	1.414	148.00
17	14	TC1 Mikhail KOZLOVSKIY	RUS	Lada Granta 1.6T	1:51.767	6	8	7.254	1.218	146.39
18	22	TC2 Peter FULIN	CZE	SEAT Leon WTCC	1:52.196	10	14	7.683	0.429	145.83
19	8	TC2 Pasquale DI SABATINO	ITA	BMW E90 320 TC	1:52.964	4	5	8.451	0.768	144.84
20	27	TC2 John FILIPPI	FRA	SEAT Leon WTCC	1:59.529	6	9	15.016	6.565	136.88

For Media Information Purposes - No Regulatory Value.
Car 9 - Transponder not working
Weather/Track: Sun 34C / Dry 40C

Moulay El Hassan
Circuit Length: 4.545 km / 2.824 miles
Start: 12:35 Flag: 13:05

Race Director:	Steward:	Timekeeper:	Posted at:
----------------	----------	-------------	------------

2014 FIA World Touring Car Championship

Testing - Sector Analysis Report

Lap S1 Time S1 Spd S2 Time S2 Spd S3 Time S3 Spd Lap Time Pit Lap S1 Time S1 Spd S2 Time S2 Spd S3 Time S3 Spd Lap Time Pit

1 Yvan MULLER						FRA		Citroen C-Elysee WTCC				TC1		
1	11:05.458	205.5	36.127	172.2	47.216	12:28.801		7	32.895	244.8	33.457	188.9	6:57.375	8:03.727 Pit
2	33.373	240.5	33.377	209.9	40.404	1:47.154		8	47.658	236.3	33.990	196.1	40.310	2:01.958
3	33.253	233.8	34.006	211.1	40.978	1:48.237		9	32.882	242.6	32.192	225.0	39.664	1:44.738
4	33.072	242.1	32.682	184.1	5:13.236	6:18.990 Pit		10	32.804	243.2	32.288	227.8	39.735	1:44.827
5	40.302	233.8	33.478	206.3	49.466	2:03.246								
6	33.040	241.6	32.194	225.0	39.279	1:44.513								


2 Gabriele TARQUINI						ITA		Honda Civic WTCC				TC1		
1	11:00.104	219.6	35.920	179.5	43.704	12:19.728		8	33.817	234.8	32.850	218.8	40.962	1:47.629
2	34.487	231.8	34.237	196.7	42.762	1:51.486		9	33.882	234.3	35.385	178.6	2:55.084	4:04.351 Pit
3	34.114	234.8	39.476	190.4	42.620	1:56.210		10	44.037	197.3	35.655	201.1	43.321	2:03.013
4	33.808	237.3	33.180	201.1	41.652	1:48.640		11	33.771	234.3	32.779	222.9	43.879	1:50.429
5	34.673	236.3	33.279	208.6	3:24.553	4:32.505 Pit		12	48.074	221.4	34.512	175.1	43.604	2:06.190
6	53.336	219.1	35.227	205.1	41.345	2:09.908		13	35.725	234.8	32.978	217.5	40.559	1:49.262
7	34.317	233.3	33.467	213.6	40.879	1:48.663								

3 Tom CHILTON						GBR		Chevrolet RML Cruze TC1				TC1		
1	11:07.040	175.9	39.452	116.6	3:59.832	15:46.324 Pit		7	34.276	234.3	33.442	206.8	40.931	1:48.649
2	40.617	230.8	34.537	200.0	42.086	1:57.240		8	36.048	187.1	36.775	173.0	7:27.532	8:40.355 Pit
3	33.988	234.3	33.689	208.6	40.764	1:48.441		9	43.688	198.3	36.175	163.2	44.052	2:03.915
4	33.676	236.3	33.218	210.5	40.723	1:47.617		10	34.005	234.3	33.602	205.7	40.196	1:47.803
5	33.895	235.8	33.295	203.3	40.736	1:47.926		11	33.718	230.3	33.957	211.1	40.515	1:48.190
6	34.328	234.3	33.112	202.2	41.508	1:48.948								

4 Tom CORONEL						NLD		Chevrolet RML Cruze TC1				TC1		
1	11:15.732	154.6	41.531	167.8	2:59.776	14:57.039 Pit		8	34.188	235.8	33.120	218.1	40.499	1:47.807
2	53.701	199.8	35.236	200.0	41.339	2:10.276		9	33.910	236.3	33.532	170.2	4:55.122	6:02.564 Pit
3	34.169	231.3	33.629	205.1	42.181	1:49.979		10	42.486	209.8	36.408	176.0	43.408	2:02.302
4	34.051	227.9	33.280	219.5	40.939	1:48.270		11	33.905	232.3	33.020	217.5	40.002	1:46.927
5	33.904	232.3	33.299	219.5	40.731	1:47.934		12	33.731	229.8	33.223	220.8	40.356	1:47.310
6	33.909	236.3	33.058	217.5	40.887	1:47.854		13	34.119	187.1	34.708	216.2	41.545	1:50.372
7	33.853	235.8	33.112	218.8	40.669	1:47.634								

5 Norbert MICHELISZ						HUN		Honda Civic WTCC				TC1		
1	11:02.823	141.7	43.000	124.7	53.119	12:38.942		7	43.060	229.8	33.920	193.0	41.791	1:58.771
2	38.955	151.4	41.850	131.3	48.004	2:08.809		8	34.106	233.3	33.412	202.2	41.016	1:48.534
3	38.166	159.6	36.552	159.6	44.055	1:58.773		9	33.817	233.8	33.433	212.3	40.872	1:48.122
4	34.051	223.7	34.376	186.0	42.321	1:50.748		10	33.728	235.3	33.206	215.5	41.063	1:47.997
5	33.723	235.3	33.634	184.6	41.687	1:49.044		11	35.762	189.7	38.147	137.6	4:32.282	5:46.191 Pit
6	33.774	236.8	33.692	194.0	4:50.420	5:57.886 Pit								

6 Franz ENGSTLER						DEU		BMW E90 320				TC2		
1	11:30.909	174.2	40.734	137.4	1:49.263	14:00.906 Pit		8	42.489	157.1	43.425	135.0	4:12.706	5:38.620 Pit
2	45.033	196.2	39.242	156.8	46.265	2:10.540		9	45.145	212.3	35.601	190.4	42.554	2:03.300
3	35.626	226.0	35.094	183.2	42.734	1:53.454		10	35.305	225.0	34.411	190.9	41.700	1:51.416
4	35.315	226.5	34.647	173.9	42.341	1:52.303		11	35.152	226.5	34.175	194.0	41.477	1:50.804
5	35.160	226.9	34.421	196.7	41.981	1:51.562		12	34.982	227.4	34.282	198.3	41.285	1:50.549
6	35.127	226.5	34.368	188.9	41.910	1:51.405								
7	35.143	228.4	34.180	195.1	42.012	1:51.335								



Car 9 - Transponder not working
Weather/Track: Sun 34C/Dry 40C

Circuit Length - 4.545 kilometres

Marrakech

Printed at 13:16, Friday, 11 April, 2014

© MST Systems Ltd, 2010 (www.mstworld.com)

Page 1

2014 FIA World Touring Car Championship

Testing - Sector Analysis Report

Lap S1 Time S1 Spd S2 Time S2 Spd S3 Time S3 Spd Lap Time Pit Lap S1 Time S1 Spd S2 Time S2 Spd S3 Time S3 Spd Lap Time Pit

7 Hugo VALENTE						FRA Chevrolet RML Cruze TC1						TC1			
1	11:20.250	170.9	41.530	141.1	3:40.746	15:42.526	Pit	7	33.776	232.3	35.213	144.8	5:13.666	6:22.655	Pit
2	46.191	160.3	39.144	173.0	45.309	2:10.644		8	49.364	163.9	41.545	187.0	42.564	2:13.473	
3	41.984	183.3	36.551	156.8	44.843	2:03.378		9	33.567	241.6	32.589	211.1	40.546	1:46.702	
4	37.673	177.9	44.319	140.9	52.149	2:14.141		10	33.524	242.6	32.806	211.1	40.140	1:46.470	
5	33.885	239.4	33.209	193.0	41.297	1:48.391									
6	33.896	239.4	33.358	212.3	40.935	1:48.189									


8 Pasquale DI SABATINO						ITA BMW E90 320 TC						TC2			
1	11:32.391	158.7	39.961	138.7	2:17.381	14:29.733	Pit	4	35.538	226.0	34.818	192.0	42.608	1:52.964	
2	45.401	162.9	52.509	126.3	5:12.676	6:50.586	Pit	5	35.242	226.0	34.302	190.4	59.283	2:08.827	
3	42.558	211.1	36.166	177.7	43.655	2:02.379									

9 Sebastien LOEB						FRA Citroen C-Elysee WTCC						TC1			
1						13:21.730		8						2:05.841	
2						1:47.087		9						1:45.573	
3						1:46.931		10						1:45.161	
4						1:46.691		11						1:45.367	
5						1:46.209		12						1:55.184	
6						1:46.835									
7						9:58.822	Pit								

10 Gianni MORBIDELLI						ITA Chevrolet RML Cruze TC1						TC1			
1	11:34.621	162.7	42.041	153.5	3:23.681	15:40.343	Pit	8	33.981	233.3	33.520	198.8	40.572	1:48.073	
2	40.620	232.8	35.644	167.4	42.468	1:58.732		9	33.690	234.3	33.558	196.1	40.786	1:48.034	
3	34.113	232.3	34.220	184.1	41.760	1:50.093		10	33.747	232.8	33.401	196.7	42.992	1:50.140	
4	33.780	241.0	33.510	190.9	41.017	1:48.307		11	33.997	231.3	33.377	196.1	40.411	1:47.785	
5			1:07.363	200.0		1:48.385		12	33.758	229.3	33.905	201.6	40.559	1:48.222	
6	37.299	222.7	34.119	178.6	5:24.011	6:35.429	Pit								
7	41.270	222.7	34.561	184.1	41.877	1:57.708									

11 James THOMPSON						GBR LADA Granta 1.6T						TC1			
1	11:01.617	176.2	37.560	152.2	2:16.964	13:56.141	Pit	5	34.172	218.7	41.681	145.1		11:18.070	Pit
2	43.710	218.3	35.059	197.8	42.104	2:00.873		6	45.812	111.5	38.316	185.5	42.573	2:06.701	
3	34.222	214.4	34.007	201.6	41.566	1:49.795									
4	34.340	234.3	33.480	209.9	40.900	1:48.720									

12 Rob HUFF						GBR LADA Granta 1.6T						TC1			
1	11:05.832	156.2	39.225	142.0	2:52.523	14:37.580	Pit	7	48.905	200.9	35.582	173.9	45.035	2:09.522	
2	42.049	207.4	37.193	172.2	47.927	2:07.169		8	33.914	234.8	32.677	221.5	40.207	1:46.798	
3	33.955	237.3	33.397	201.1	41.373	1:48.725		9	34.447	177.9	37.025	154.1	43.557	1:55.029	
4	33.655	238.4	33.355	206.8	40.687	1:47.697		10	35.700	201.7	35.750	165.8	43.364	1:54.814	
5	33.763	238.4	32.921	197.8	40.755	1:47.439									
6	33.746	235.8	40.269	168.2	8:04.938	9:18.953	Pit								



Car 9 - Transponder not working
Weather/Track: Sun 34C/Dry 40C

Circuit Length - 4.545 kilometres

Marrakech

Printed at 13:16, Friday, 11 April, 2014

Page 2

© MST Systems Ltd, 2010 (www.mstworld.com)

2014 FIA World Touring Car Championship

Testing - Sector Analysis Report

Lap S1 Time S1 Spd S2 Time S2 Spd S3 Time S3 Spd Lap Time Pit Lap S1 Time S1 Spd S2 Time S2 Spd S3 Time S3 Spd Lap Time Pit

14 Mikhail KOZLOVSKIY					RUS		LADA Granta 1.6T					TC1		
1	11:25.520	177.3	42.373	136.1	3:48.827	15:56.720	Pit	6	34.415	235.3	34.521	196.7	42.831	1:51.767
2	51.668	175.9	38.902	149.0	45.828	2:16.398		7	34.250	219.6	35.369	170.2	43.248	1:52.867
3	35.796	176.7	37.766	146.6	45.043	1:58.605		8	34.793	222.3	36.751	159.2	49.774	2:01.318
4	34.771	214.0	38.818	150.3	9:12.254	10:25.843	Pit							
5	44.605	193.1	36.294	196.1	44.108	2:05.007								


18 Tiago MONTEIRO					PRT		Honda Civic WTCC					TC1			
1	11:04.915	159.4	38.834	160.3	46.952	12:30.701		8	33.944	230.8	33.378	206.8	40.563	1:47.885	
2	34.385	231.3	34.011	186.5	41.834	1:50.230		9	33.854	232.8	33.254	205.1	2:23.544	3:30.652	Pit
3	34.146	232.8	33.815	200.5	41.280	1:49.241		10	40.160	221.8	34.603	170.6	44.381	1:59.144	
4	34.116	235.3	33.754	208.0	41.022	1:48.892		11	33.697	232.8	33.148	209.3	40.289	1:47.134	
5	33.937	233.8	33.298	206.3	40.839	1:48.074		12	33.677	232.8	32.842	218.8	39.984	1:46.503	
6	34.033	234.3	33.789	191.4	6:26.419	7:34.241	Pit								
7	41.754	209.0	34.802	169.0	41.803	1:58.359									

22 Peter FULIN					CZE		SEAT Leon WTCC					TC2			
1	11:29.773	143.4	39.751	129.0	48.510	12:58.034		9	35.672	230.8	35.939	185.0	42.910	1:54.521	
2	37.036	196.6	36.830	165.5	2:52.698	4:06.564	Pit	10	35.298	227.4	34.690	193.5	42.208	1:52.196	
3	44.329	204.3	36.876	164.0	45.244	2:06.449		11	36.101	214.4	35.191	183.2	43.411	1:54.703	
4	36.246	230.3	36.145	176.9	44.176	1:56.567		12	37.594	202.8	35.163	188.4	42.691	1:55.448	
5	35.725	232.8	35.469	184.1	43.898	1:55.092		13	35.582	234.3	34.868	185.0	42.690	1:53.140	
6	35.743	233.3	35.061	196.1	43.980	1:54.784		14	35.684	229.8	35.389	190.9	43.200	1:54.273	
7	35.677	233.8	34.655	196.7	42.884	1:53.216									
8	35.642	230.3	34.970	193.0	42.414	1:53.026									

25 Mehdi BENNANI					MAR		Honda Civic WTCC					TC1			
1	11:00.680	169.3	37.100	173.0	44.543	12:22.323		8	53.124	232.3	34.151	190.4	42.765	2:10.040	
2	34.628	229.3	34.661	197.8	42.441	1:51.730		9	34.328	230.3	33.784	207.4	41.432	1:49.544	
3	34.536	232.8	35.425	191.4	42.015	1:51.976		10	34.090	230.8	33.688	210.5	3:13.952	4:21.730	Pit
4	33.820	235.3	33.658	200.0	42.088	1:49.566		11	43.219	212.7	37.105	185.5	43.016	2:03.340	
5	35.667	213.1	33.840	198.3	41.862	1:51.369		12	33.837	234.3	32.928	214.9	40.818	1:47.583	
6	34.779	236.3	34.092	188.4	42.646	1:51.517									
7	35.638	186.1	37.408	166.6	5:06.404	6:19.450	Pit								

27 John FILIPPI					FRA		SEAT Leon WTCC					TC2			
1	11:47.988	185.8	1:29.968	120.0	54.696	14:12.652		6	36.141	247.0	37.234	175.1	46.154	1:59.529	
2	44.093	165.4	42.729	114.1	4:25.058	5:51.880	Pit	7	36.535	197.6	36.798	176.4	53.833	2:07.166	
3	47.970	195.8	47.012	147.2	6:14.018	7:49.000	Pit	8	38.915	198.3	37.881	138.4	49.437	2:06.233	
4	46.196	196.6	38.368	157.8	47.258	2:11.822		9	43.053	195.5	37.305	172.6	45.964	2:06.322	
5	41.446	182.4	37.726	151.5	47.207	2:06.379									

37 Jose Maria LOPEZ					ARG		Citroen C-Elysee WTCC					TC1			
1						12:55.488		8	33.064	239.4	32.123		39.768	1:44.955	
2	34.812	230.3	34.949	180.4	42.717	1:52.478		9	33.187	241.6	34.281	154.1	7:49.841	8:57.309	Pit
3	33.361	242.6	33.428	203.9	40.990	1:47.779		10	48.928	179.1	45.280	134.0	49.251	2:23.459	
4	33.372	240.5	32.364	215.5	39.842	1:45.578		11	33.215	240.5	32.594	209.9	39.876	1:45.685	
5	33.156	242.1	32.502	180.4	42.164	1:47.822		12	32.968	235.3	36.218	193.5	39.749	1:48.935	
6	33.083	242.1	32.244	219.5	39.618	1:44.945									
7	33.196	242.1	32.475	211.1	40.623	1:46.294									



Car 9 - Transponder not working
Weather/Track: Sun 34C/Dry 40C

Circuit Length - 4.545 kilometres

Marrakech

Printed at 13:16, Friday, 11 April, 2014

© MST Systems Ltd, 2010 (www.mstworld.com)

Page 3

2014 FIA World Touring Car Championship

Testing - Sector Analysis Report

Lap S1 Time S1 Spd S2 Time S2 Spd S3 Time S3 Spd Lap Time Pit Lap S1 Time S1 Spd S2 Time S2 Spd S3 Time S3 Spd Lap Time Pit

77 Rene MUNNICH							GER	Chevrolet RML Cruze TC1					TC1
1	11:16.676	149.1	41.986	155.1	46.391	12:45.053	8	34.401	232.8	33.395	202.8	41.984	1:49.780
2	35.136	208.2	35.777	181.8	43.141	1:54.054	9	34.103	238.4	33.570	206.3	41.462	1:49.135
3	35.126	230.3	34.760	189.9	2:31.758	3:41.644 Pit	10	36.082	200.5	37.068	198.8	3:24.159	4:37.309 Pit
4	44.403	243.2	36.161	196.7	42.284	2:02.848	11	47.112	199.4	37.956	162.5	49.314	2:14.382
5	34.563	234.8	34.119	197.2	43.605	1:52.287	12	34.467	237.8	36.275	200.0	46.015	1:56.757
6	35.272	187.4	35.242	178.6	42.961	1:53.475							
7	34.575	234.8	33.659	198.8	42.848	1:51.082							

98 Dusan BORKOVIC							SRB	Chevrolet RML Cruze TC1					TC1
1	11:22.083	177.3	40.988	127.6	47.501	12:50.572	7	33.725	237.8	33.853	176.9		13:11.021 Pit
2	35.127	230.3	35.131	137.1	48.897	1:59.155	8	45.243	192.0	44.300	145.7	43.797	2:13.340
3	35.634	219.1	33.396	186.5	41.715	1:50.745	9	34.139	233.8	34.036	197.8	41.529	1:49.704
4	34.305	236.3	33.045	198.3	41.367	1:48.717	10	33.942	234.8	33.042	205.7	40.922	1:47.906
5	34.046	237.3	40.102	170.6	44.668	1:58.816							
6	35.214	238.9	33.206	206.3	40.892	1:49.312							



Car 9 - Transponder not working
Weather/Track: Sun 34C/Dry 40C

Circuit Length - 4.545 kilometres

Marrakech

Printed at 13:16, Friday, 11 April, 2014
© MST Systems Ltd, 2010 (www.mstworld.com)

Page 4

2014 FIA World Touring Car Championship Testing - Best Sector Times Report

POS	SECTOR 1			SECTOR 2			SECTOR 3			NO	NAME	IDEAL/BEST LAP COMPARISON			DIFF
	NO	TIME	LAP	NO	TIME	LAP	NO	TIME	LAP			IDEAL	BEST	LAP	
1	1	32.804	10	37	32.123	8	1	39.279	6	1	MULLER	1:44.275	1:44.513	6	+ 0.238
2	37	32.968	12	1	32.192	9	37	39.618	6	37	LOPEZ	1:44.709	1:44.945	6	+ 0.236
3	7	33.524	10	7	32.589	9	18	39.984	12	7	VALENTE	1:46.253	1:46.470	10	+ 0.217
4	12	33.655	4	12	32.677	8	4	40.002	11	18	MONTEIRO	1:46.503	1:46.503	12	+ 0.000
5	3	33.676	4	2	32.779	11	7	40.140	10	12	HUFF	1:46.539	1:46.798	8	+ 0.259
6	18	33.677	12	18	32.842	12	3	40.196	10	4	CORONEL	1:46.753	1:46.927	11	+ 0.174
7	10	33.690	9	25	32.928	12	12	40.207	8	3	CHILTON	1:46.984	1:47.617	4	+ 0.633
8	5	33.723	5	4	33.020	11	10	40.411	11	2	TARQUINI	1:47.109	1:47.629	8	+ 0.520
9	98	33.725	7	98	33.042	10	2	40.559	13	10	MORBIDELL	1:47.478	1:47.785	11	+ 0.307
10	4	33.731	12	3	33.112	6	25	40.818	12	25	BENNANI	1:47.566	1:47.583	12	+ 0.017
11	2	33.771	11	5	33.206	10	5	40.872	9	98	BORKOVIC	1:47.659	1:47.906	10	+ 0.247
12	25	33.820	4	10	33.377	11	98	40.892	6	5	MICHELISZ	1:47.801	1:47.997	10	+ 0.196
13	77	34.103	9	77	33.395	8	11	40.900	4	11	THOMPSON	1:48.552	1:48.720	4	+ 0.168
14	11	34.172	5	11	33.480	4	6	41.285	12	77	MUNNICH	1:48.960	1:49.135	9	+ 0.175
15	14	34.250	7	6	34.175	11	77	41.462	9	6	ENGSTLER	1:50.442	1:50.549	12	+ 0.107
16	6	34.982	12	8	34.302	5	22	42.208	10	14	KOZLOVSKI	1:51.602	1:51.767	6	+ 0.165
17	8	35.242	5	14	34.521	6	8	42.608	4	8	DI SABATIN	1:52.152	1:52.964	4	+ 0.812
18	22	35.298	10	22	34.655	7	14	42.831	6	22	FULIN	1:52.161	1:52.196	10	+ 0.035
19	27	36.141	6	27	36.798	7	27	45.964	9	27	FILIPPI	1:58.903	1:59.529	6	+ 0.626

'Perfect Lap' - 1:44.206



Car 9 - Transponder not working
Weather/Track: Sun 34C/Dry 40C

Circuit Length - 4.545 kilometres

Marrakech

2014 FIA World Touring Car Championship Testing - Best Sector Speeds Report

SECTOR 1				SECTOR 2				SECTOR 3	
POS	NO	NAME	SPEED	LAP	NO	NAME	SPEED	LAP	NO SPEED TRAP AVAILABLE
1	27	FILIPPI	247.0	6	1	MULLER	227.8	10	
2	1	MULLER	244.8	7	2	TARQUINI	222.9	11	
3	77	MUNNICH	243.2	4	12	HUFF	221.5	8	
4	7	VALENTE	242.6	10	4	CORONEL	220.8	12	
5	37	LOPEZ	242.6	3	37	LOPEZ	219.5	6	
6	10	MORBIDELLI	241.0	4	18	MONTEIRO	218.8	12	
7	98	BORKOVIC	238.9	6	5	MICHELISZ	215.5	10	
8	12	HUFF	238.4	4	25	BENNANI	214.9	12	
9	2	TARQUINI	237.3	4	7	VALENTE	212.3	6	
10	5	MICHELISZ	236.8	6	3	CHILTON	211.1	11	
11	3	CHILTON	236.3	4	11	THOMPSON	209.9	4	
12	4	CORONEL	236.3	6	77	MUNNICH	206.3	9	
13	25	BENNANI	236.3	6	98	BORKOVIC	206.3	6	
14	14	KOZLOVSKIY	235.3	6	10	MORBIDELLI	201.6	12	
15	18	MONTEIRO	235.3	4	6	ENGSTLER	198.3	12	
16	11	THOMPSON	234.3	4	14	KOZLOVSKIY	196.7	6	
17	22	FULIN	234.3	13	22	FULIN	196.7	7	
18	6	ENGSTLER	228.4	7	8	DI SABATINO	192.0	4	
19	8	DI SABATINO	226.0	4	27	FILIPPI	176.4	7	



Car 9 - Transponder not working
Weather/Track: Sun 34C/Dry 40C

Circuit Length - 4.545 kilometres

Marrakech

FIA WORLD TOURING CAR CHAMPIONSHIP FREE PRACTICE 1 - CLASSIFICATION

NO	CL	DRIVER	NAT	CAR	TIME	ON	LAPS	GAP	DIFF	KM/H
1	9	TC1 Sebastien LOEB	FRA	Citroen C-Elysee WTCC	1:43.427	7	9			158.19
2	1	TC1 Yvan MULLER	FRA	Citroen C-Elysee WTCC	1:43.654	5	9	0.227	0.227	157.85
3	4	TC1 Tom CORONEL	NLD	Chevrolet RML Cruze TC1	1:44.883	7	9	1.456	1.229	156.00
4	7	TC1 Hugo VALENTE	FRA	Chevrolet RML Cruze TC1	1:44.998	8	9	1.571	0.115	155.83
5	3	TC1 Tom CHILTON	GBR	Chevrolet RML Cruze TC1	1:45.003	9	10	1.576	0.005	155.82
6	98	TC1 Dusan BORKOVIC	SRB	Chevrolet RML Cruze TC1	1:45.076	8	9	1.649	0.073	155.71
7	25	TC1 Mehdi BENNANI	MAR	Honda Civic WTCC	1:45.247	9	10	1.820	0.171	155.46
8	37	TC1 Jose LOPEZ	ARG	Citroen C-Elysee WTCC	1:45.272	2	5	1.845	0.025	155.42
9	10	TC1 Gianni MORBIDELLI	ITA	Chevrolet RML Cruze TC1	1:45.287	10	11	1.860	0.015	155.40
10	18	TC1 Tiago MONTEIRO	PRT	Honda Civic WTCC	1:45.326	9	11	1.899	0.039	155.34
11	5	TC1 Norbert MICHELISZ	HUN	Honda Civic WTCC	1:45.675	11	11	2.248	0.349	154.83
12	2	TC1 Gabriele TARQUINI	ITA	Honda Civic WTCC	1:45.982	8	11	2.555	0.307	154.38
13	77	TC1 Rene MÜNNICH	DEU	Chevrolet RML Cruze TC1	1:46.176	12	12	2.749	0.194	154.10
14	12	TC1 Rob HUFF	GBR	Lada Granta 1.6T	1:46.297	9	9	2.870	0.121	153.92
15	14	TC1 Mikhail KOZLOVSKIY	RUS	Lada Granta 1.6T	1:47.919	8	11	4.492	1.622	151.61
16	6	TC2 Franz ENGSTLER	DEU	BMW E90 320 TC	1:49.098	11	11	5.671	1.179	149.97
17	22	TC2 Peter FULIN	CZE	SEAT Leon WTCC	1:49.759	11	12	6.332	0.661	149.07
18	27	TC2 John FILIPPI	FRA	SEAT Leon WTCC	1:52.901	8	10	9.474	3.142	144.92
19	8	TC2 Pasquale DI SABATINO	ITA	BMW E90 320 TC	1:58.132	2	7	14.705	5.231	138.50
20	11	TC1 James THOMPSON	GBR	Lada Granta 1.6T			3			

For Media Information Purposes - No Regulatory Value.

Moulay El Hassan
Circuit Length: 4.545 km / 2.824 miles
Start: 9:00 Flag: 9:00

Weather/Track: Sun 22C / Dry 28C

Race Director:	Steward:	Timekeeper:	Posted at:

www.mstworld.com

Printed -



Circuit Moulay El Hassan, Marrakech – 12 / 13 April 2014

www.fiawtcc.com

2014 FIA World Touring Car Championship

Free Practice 1 - Sector Analysis Report

Lap	S1 Time	S1 Spd	S2 Time	S2 Spd	S3 Time	S3 Spd	Lap Time	Pit	Lap	S1 Time	S1 Spd	S2 Time	S2 Spd	S3 Time	S3 Spd	Lap Time	Pit
1 Yvan MULLER FRA Citroen C-Elysee WTCC TC1																	
1	11:09.391	179.4	46.829		53.396	163.6	12:49.616		6	33.042	202.4	35.633		5:24.100		6:32.775	Pit
2	33.149	240.0	32.363		39.195	165.1	1:44.707		7	1:04.488	152.6	37.200		45.684	165.1	2:27.372	
3	32.760	243.2	32.663		5:03.099		6:08.522	Pit	8	32.922	241.0	31.835		48.507	164.7	1:53.264	
4	1:00.063	199.4	38.414		43.293	164.3	2:21.770		9	32.758	242.1	31.957		38.958	166.6	1:43.673	
5	33.103	240.0	31.944		38.607	165.1	1:43.654										
2 Gabriele TARQUINI ITA Honda Civic WTCC TC1																	
1	10:57.159	199.8	44.022		2:44.920		14:26.101	Pit	7	50.661	155.3	35.441		41.226	162.1	2:07.328	
2	45.897	192.4	33.925		41.062	161.4	2:00.884		8	33.384	234.8	32.659		39.939	161.7	1:45.982	
3	35.470	180.2	40.539		40.801	161.7	1:56.810		9	35.773	173.1	35.952		40.851	163.2	1:52.576	
4	33.346	234.8	33.229		39.880	161.7	1:46.455		10	33.453	236.3	32.934		43.729	162.8	1:50.116	
5	33.374	234.8	32.761		40.115	162.1	1:46.250		11	33.127	238.4	32.288		46.368	163.2	1:51.783	
6	33.223	236.3	32.422		4:51.949		5:57.594	Pit									
3 Tom CHILTON GBR Chevrolet RML Cruze TC1 TC1																	
1	11:14.683	146.5	47.204		3:12.878		15:14.765	Pit	7	34.976	194.1	37.086		3:24.496		4:36.558	Pit
2	48.011	145.5	46.184		48.432	111.8	2:22.627		8	42.517	236.8	33.456		41.205	164.3	1:57.178	
3	44.835	168.5	46.155		3:00.856		4:31.846	Pit	9	32.848	240.0	32.393		39.762	164.7	1:45.003	
4	1:00.652	214.0	34.795		40.297	164.0	2:15.744		10	33.054	241.6	32.232		39.908	163.6	1:45.194	
5	33.187	237.8	32.475		39.719	163.2	1:45.381										
6	33.444	239.4	32.624		39.643	164.0	1:45.711										
4 Tom CORONEL NLD Chevrolet RML Cruze TC1 TC1																	
1	11:17.383	168.8	46.903		56.015	164.3	13:00.301		6	32.938	242.1	32.583		39.863	164.3	1:45.384	
2	33.478	238.4	32.706		39.675	165.1	1:45.859		7	33.033	244.3	32.609		39.241	164.3	1:44.883	
3	33.223	242.1	32.984		39.948	165.1	1:46.155		8	33.179	243.2	32.466		5:04.581		6:10.226	Pit
4	33.051	228.4	35.986		5:20.259		6:29.296	Pit	9	1:02.072	236.3	34.291		40.466	168.2	2:16.829	
5	44.595	185.5	34.407		39.803	165.1	1:58.805										
5 Norbert MICHELISZ HUN Honda Civic WTCC TC1																	
1	11:02.135	153.7	41.783		48.166	162.8	12:32.084		7	34.444	235.8	32.643		40.091	164.3	1:47.178	
2	33.610	235.8	32.749		40.400	164.0	1:46.759		8	33.142	238.9	32.715		39.913	163.2	1:45.770	
3	33.399	237.8	32.621		40.278	164.0	1:46.298		9	35.727	189.0	37.228		2:36.810		3:49.765	Pit
4	34.627	188.7	38.982		6:02.176		7:15.785	Pit	10	42.707	214.4	33.630		41.120	164.7	1:57.457	
5	43.517	230.3	35.404		42.741	163.2	2:01.662		11	33.145	236.3	32.461		40.069	163.2	1:45.675	
6	33.372	234.8	32.841		42.514	160.0	1:48.727										
6 Franz ENGSTLER DEU BMW E90 320 TC TC2																	
1	11:25.452	202.0	43.106		56.329	151.8	13:04.887		7	34.662	230.3	33.997		3:23.647		4:32.306	Pit
2	35.036	229.8	34.111		41.394	152.8	1:50.541		8	43.798	224.1	34.472		42.063	152.5	2:00.333	
3	34.456	230.3	34.453		41.182	152.5	1:50.091		9	34.600	227.9	33.967		41.317	151.8	1:49.884	
4	34.702	192.7	35.884		41.424	153.5	1:52.010		10	34.777	228.4	33.933		41.049	153.1	1:49.759	
5	34.638	229.3	33.917		41.297	153.1	1:49.852		11	34.450	228.8	33.726		40.922	153.5	1:49.098	
6	34.661	230.8	33.826		40.763	153.8	1:49.250										



Weather/Track: Sun 22C/Dry 28C

Circuit Length - 4.545 kilometres
Moulay El Hassan
Marrakech

2014 FIA World Touring Car Championship

Free Practice 1 - Sector Analysis Report

Lap S1 Time S1 Spd S2 Time S2 Spd S3 Time S3 Spd Lap Time Pit Lap S1 Time S1 Spd S2 Time S2 Spd S3 Time S3 Spd Lap Time Pit

7 Hugo VALENTE						FRA			Chevrolet RML Cruze TC1			TC1	
1	11:29.452	160.5	43.619	58.894	160.0	13:11.965	6	44.509	181.5	37.122	42.256	163.2	2:03.887
2	33.585	240.5	32.813	40.718	156.5	1:47.116	7	33.047	241.6	32.400	39.772		1:45.219
3	33.049	243.2	1:11.011	47.114	166.2	2:31.174	8	32.744	246.5	32.548	39.706		1:44.998
4	33.323	241.6	32.502	39.708		1:45.533	9	32.913	241.6	32.603	3:15.852		4:21.368 Pit
5	32.969	240.5	36.757	6:27.571		7:37.297 Pit							

8 Pasquale DI SABATINO						ITA			BMW E90 320 TC			TC2	
1	11:30.443	161.7	44.540	1:07.238	152.8	13:22.221	5	42.657	163.4	45.157	3:40.937		5:08.751 Pit
2	37.300	205.1	36.489	44.343	155.1	1:58.132	6	43.509	208.6	51.271	4:54.741		6:29.521 Pit
3	36.817	153.3	37.135	4:33.713		5:47.665 Pit	7	44.445	221.8	35.121	42.212	155.5	2:01.778
4	43.041	212.7	35.169	42.656	154.8	2:00.866							


9 Sebastien LOEB						FRA			Citroen C-Elysee WTCC			TC1	
1	11:11.905	149.5	47.428	54.561	164.7	12:53.894	6	33.121	242.1	32.130	39.156	164.7	1:44.407
2	33.168	241.0	32.519	38.932	165.1	1:44.619	7	32.869	243.2	32.146	38.412	166.2	1:43.427
3	32.874	242.1	32.183	39.101	165.1	1:44.158	8	32.747	245.4	32.793	38.955	164.7	1:44.495
4	33.143	186.4	36.209	2:37.857		3:47.209 Pit	9	32.997	242.1	32.723	8:35.709		9:41.429 Pit
5	50.502	241.0	33.117	42.325	164.3	2:05.944							

10 Gianni MORBIDELLI						ITA			Chevrolet RML Cruze TC1			TC1	
1	11:18.110	170.4	48.126	55.873		13:02.109	7	46.672	216.5	34.738	41.057		2:02.467
2	1:23.080	223.2	34.584	41.337		2:39.001	8	33.360	241.0	32.809	39.510		1:45.679
3	33.532	239.4	33.008	40.486		1:47.026	9	33.353	240.5	32.482	39.850		1:45.685
4	33.281	237.8	33.197	40.571		1:47.049	10	33.051	247.0	32.546	39.690		1:45.287
5	33.303	240.0	32.751	40.542		1:46.596	11	33.129	244.8	32.821	40.255		1:46.205
6	35.889	187.7	35.075	7:08.459		8:19.423 Pit							

11 James THOMPSON						GBR			LADA Granta 1.6T			TC1	
1	11:03.763	161.0	43.667	4:21.502		16:08.932 Pit	3	48.087	134.8	38.921	9:21.176		10:48.184 Pit
2	1:01.499	106.0	49.897	5:28.273		7:19.669 Pit							

12 Rob HUFF						GBR			LADA Granta 1.6T			TC1	
1	11:05.059	145.7	44.828	53.389	160.0	12:43.276	6	39.995	205.1	35.891	41.960	160.7	1:57.846
2	33.914	238.9	33.303	42.116	160.3	1:49.333	7	33.350	240.0	36.541	5:43.672		6:53.563 Pit
3	33.367	240.0	32.770	40.578	160.0	1:46.715	8	59.280	234.3	33.599	41.008	159.6	2:13.887
4	34.459	175.9	37.378	5:13.491		6:25.328 Pit	9	33.418	237.8	32.649	40.230	158.9	1:46.297
5	42.902	189.7	35.186	42.569	160.3	2:00.657							

14 Mikhail KOZLOVSKIY						RUS			LADA Granta 1.6T			TC1	
1	11:12.805	140.8	47.470	54.858	159.2	12:55.133	7	44.735	217.0	35.180	43.287	159.6	2:03.202
2	33.774	237.8	33.968	42.459	160.3	1:50.201	8	33.650	237.8	33.328	40.941	159.6	1:47.919
3	33.960	232.8	33.964	41.682	158.2	1:49.606	9	33.566	238.4	33.426	45.045	160.3	1:52.037
4	35.250	225.0	35.351	41.358	160.0	1:51.959	10	33.573	237.8	33.537	41.075	160.0	1:48.185
5	33.617	237.3	34.286	41.688	159.2	1:49.591	11	34.652	237.3	38.287	45.200	160.7	1:58.139
6	34.362	211.1	37.899	6:30.841		7:43.102 Pit							



Weather/Track: Sun 22C/Dry 28C

Circuit Length - 4.545 kilometres
Moulay El Hassan
Marrakech

Printed at 09:33, Saturday, 12 April, 2014

© MST Systems Ltd, 2010 (www.mstworld.com)

Page 2

2014 FIA World Touring Car Championship

Free Practice 1 - Sector Analysis Report

Lap	S1 Time	S1 Spd	S2 Time	S2 Spd	S3 Time	S3 Spd	Lap Time	Pit	Lap	S1 Time	S1 Spd	S2 Time	S2 Spd	S3 Time	S3 Spd	Lap Time	Pit
18 Tiago MONTEIRO PRT Honda Civic WTCC									TC1								
1	10:58.699	187.4	40.382		45.742	158.5	12:24.823		7	33.238	237.3	32.308		40.496	160.0	1:46.042	
2	34.034	232.3	35.589		43.395	161.7	1:53.018		8	33.793	225.5	33.780		43.785	160.3	1:51.358	
3	33.676	234.3	32.773		40.081	160.0	1:46.530		9	33.365	234.8	32.405		39.556	160.7	1:45.326	
4	33.319	235.8	34.750		5:30.001		6:38.070	Pit	10	33.319	235.3	32.759		45.205	161.7	1:51.283	
5	1:00.690	167.2	34.749		41.196	160.3	2:16.635		11	33.302	235.3	32.289		41.234	103.0	1:46.825	
6	33.524	234.8	32.582		39.758	161.7	1:45.864										
22 Peter FULIN CZE SEAT Leon WTCC									TC2								
1	11:44.045	187.7	37.188		56.398	153.1	13:17.631		8	34.855	230.3	34.531		42.615	154.8	1:52.001	
2	35.522	229.8	34.871		42.762	152.8	1:53.155		9	34.795	229.8	34.614		3:56.083		5:05.492	Pit
3	35.495	213.5	35.055		42.996	153.5	1:53.546		10	42.892	211.5	35.534		43.043	154.5	2:01.469	
4	34.838	228.4	35.037		42.051	154.1	1:51.926		11	34.666	230.3	33.862		41.231	154.1	1:49.759	
5	34.753	229.8	35.051		42.276	153.1	1:52.080		12	35.371	189.0	38.320		43.720	155.5	1:57.411	
6	35.238	229.8	34.432		41.793	153.8	1:51.463										
7	34.711	231.3	33.898		41.594	154.1	1:50.203										
25 Mehdi BENNANI MAR Honda Civic WTCC									TC1								
1	10:58.902	185.8	41.119		45.680	161.0	12:25.701		7	47.891	168.8	36.597		42.237	162.5	2:06.725	
2	33.766	235.8	33.471		41.352	161.7	1:48.589		8	33.357	234.3	32.524		41.902	163.2	1:47.783	
3	33.579	234.8	33.149		40.825	162.8	1:47.553		9	33.051	235.8	32.461		39.735	162.8	1:45.247	
4	33.206	236.3	37.920		43.495	162.1	1:54.621		10	33.805	195.5	39.238		6:43.214		7:56.257	Pit
5	33.357	235.8	32.656		40.144	162.1	1:46.157										
6	35.149	177.0	37.909		2:55.868		4:08.926	Pit									
27 John FILIPPI FRA SEAT Leon WTCC									TC2								
1	11:33.200	164.7	42.753		1:03.611	151.5	13:19.564		7	35.102	228.4	35.167		42.746	152.2	1:53.015	
2	35.556	226.0	35.784		44.366	151.8	1:55.706		8	35.053	229.8	34.725		43.123	152.2	1:52.901	
3	35.131	194.1	36.625		3:19.447		4:31.203	Pit	9	35.203	227.4	34.854		4:31.768		5:41.825	Pit
4	44.151	219.1	35.698		43.488	152.2	2:03.337		10	46.768	198.0	38.622		49.214	153.5	2:14.604	
5	35.407	227.9	35.190		43.918	152.8	1:54.515										
6	35.158	229.8	37.431		44.131	152.8	1:56.720										
37 Jose Maria LOPEZ ARG Citroen C-Elysee WTCC									TC1								
1	11:16.151	171.2	46.987		56.519	163.2	12:59.657		4	32.908	230.8	36.326		40.654	164.3	1:49.888	
2	33.721	241.0	32.221		39.330	164.0	1:45.272		5	33.021	238.4	46.307				19:00.942	Pit
3	33.138	240.5	33.500		39.930	164.3	1:46.568										
77 Rene MUNNICH DEU Chevrolet RML Cruze TC1									TC1								
1	11:19.481	166.2	47.757		55.886		13:03.124		8	34.426	167.0	38.128		5:25.405		6:37.959	Pit
2	34.579	238.4	33.749		41.432		1:49.760		9	44.887	212.3	34.369		42.144		2:01.400	
3			1:06.733				1:47.322		10	34.666	208.6	34.579		40.737		1:49.982	
4	33.250	240.5	35.853		42.188		1:51.291		11	33.205	240.0	32.567		40.452		1:46.224	
5	33.288	241.0	32.583		41.143		1:47.014		12	33.217	241.0	32.507		40.452		1:46.176	
6	33.327	231.8	35.146		44.154		1:52.627										
7	33.547	239.4	32.796		40.317		1:46.660										



Weather/Track: Sun 22C/Dry 28C

Circuit Length - 4.545 kilometres
Moulay El Hassan
Marrakech

2014 FIA World Touring Car Championship

Free Practice 1 - Sector Analysis Report

Lap	S1 Time	S1 Spd	S2 Time	S2 Spd	S3 Time	S3 Spd	Lap Time	Pit	Lap	S1 Time	S1 Spd	S2 Time	S2 Spd	S3 Time	S3 Spd	Lap Time	Pit
98 Dusan BORKOVIC SRB Chevrolet RML Cruze TC1 TC1																	
1	11:27.949	140.4	46.487		1:00.651	164.3	13:15.087		6	33.115	240.5	32.681		39.935	166.6	1:45.731	
2	33.469	241.0	33.369		41.821	164.3	1:48.659		7	33.070	241.6	32.372		39.720	166.6	1:45.162	
3	33.263	242.6	32.837		40.160	166.2	1:46.260		8	33.038	242.1	32.413		39.625	166.2	1:45.076	
4	42.672	141.0	46.980		6:00.483		7:30.135	Pit	9	32.837	243.7	40.275		4:18.874		5:31.986	Pit
5	51.574	164.9	39.182		46.102	165.1	2:16.858										



Weather/Track: Sun 22C/Dry 28C

Circuit Length - 4.545 kilometres
Moulay El Hassan
Marrakech

2014 FIA World Touring Car Championship

Free Practice 1 - Best Sector Times Report

POS	NO	SECTOR 1		SECTOR 2		SECTOR 3		NO	NAME	IDEAL/BEST LAP COMPARISON			DIFF		
		TIME	LAP	NO	TIME	LAP	NO			TIME	LAP	NO		IDEAL	BEST
1	7	32.744	8	1	31.835	8	9	38.412	7	1	MULLER	1:43.200	1:43.654	5	+ 0.454
2	9	32.747	8	9	32.130	6	1	38.607	5	9	LOEB	1:43.289	1:43.427	7	+ 0.138
3	1	32.758	9	37	32.221	2	4	39.241	7	37	LOPEZ	1:44.459	1:45.272	2	+ 0.813
4	98	32.837	9	3	32.232	10	37	39.330	2	4	CORONEL	1:44.645	1:44.883	7	+ 0.238
5	3	32.848	9	2	32.288	11	10	39.510	8	3	CHILTON	1:44.723	1:45.003	9	+ 0.280
6	37	32.908	4	18	32.289	11	18	39.556	9	98	BORKOVIC	1:44.834	1:45.076	8	+ 0.242
7	4	32.938	6	98	32.372	7	98	39.625	8	7	VALENTE	1:44.850	1:44.998	8	+ 0.148
8	10	33.051	10	7	32.400	7	3	39.643	6	10	MORBIDELL	1:45.043	1:45.287	10	+ 0.244
9	25	33.051	9	5	32.461	11	7	39.706	8	18	MONTEIRO	1:45.083	1:45.326	9	+ 0.243
10	2	33.127	11	25	32.461	9	25	39.735	9	25	BENNANI	1:45.247	1:45.247	9	+ 0.000
11	5	33.142	8	4	32.466	8	2	39.880	4	2	TARQUINI	1:45.295	1:45.982	8	+ 0.687
12	77	33.205	11	10	32.482	9	5	39.913	8	5	MICHELISZ	1:45.516	1:45.675	11	+ 0.159
13	18	33.238	7	77	32.507	12	12	40.230	9	77	MUNNICH	1:46.029	1:46.176	12	+ 0.147
14	12	33.350	7	12	32.649	9	77	40.317	7	12	HUFF	1:46.229	1:46.297	9	+ 0.068
15	14	33.566	9	14	33.328	8	6	40.763	6	14	KOZLOVSKI	1:47.835	1:47.919	8	+ 0.084
16	6	34.450	11	6	33.726	11	14	40.941	8	6	ENGSTLER	1:48.939	1:49.098	11	+ 0.159
17	22	34.666	11	22	33.862	11	22	41.231	11	22	FULIN	1:49.759	1:49.759	11	+ 0.000
18	27	35.053	8	27	34.725	8	8	42.212	7	27	FILIPPI	1:52.524	1:52.901	8	+ 0.377
19	8	36.817	3	8	35.121	7	27	42.746	7	8	DI SABATIN	1:54.150	1:58.132	2	+ 3.982
20	11	48.087	3	11	38.921	3	11	4:21.502	1	11	THOMPSON	5:48.510	7:19.669	2	+ 91.15

'Perfect Lap' - 1:42.991



Circuit Length - 4.545 kilometres
Moulay El Hassan
Marrakech

Weather/Track: Sun 22C/Dry 28C

2014 FIA World Touring Car Championship

Free Practice 1 - Best Sector Speeds Report

SECTOR 1				SECTOR 2		SECTOR 3						
POS	NO	NAME	SPEED	LAP	NO	NAME	SPEED	LAP	NO	NAME	SPEED	LAP
1	10	MORBIDELLI	247.0	10					4	CORONEL	168.2	9
2	7	VALENTE	246.5	8					1	MULLER	166.6	9
3	9	LOEB	245.4	8					98	BORKOVIC	166.6	6
4	4	CORONEL	244.3	7					7	VALENTE	166.2	3
5	98	BORKOVIC	243.7	9					9	LOEB	166.2	7
6	1	MULLER	243.2	3					3	CHILTON	164.7	9
7	3	CHILTON	241.6	10					5	MICHELISZ	164.7	10
8	37	LOPEZ	241.0	2					37	LOPEZ	164.3	3
9	77	MUNNICH	241.0	5					2	TARQUINI	163.2	9
10	12	HUFF	240.0	3					25	BENNANI	163.2	8
11	5	MICHELISZ	238.9	8					18	MONTEIRO	161.7	2
12	2	TARQUINI	238.4	11					12	HUFF	160.7	6
13	14	KOZLOVSKIY	238.4	9					14	KOZLOVSKIY	160.7	11
14	18	MONTEIRO	237.3	7					8	DI SABATINO	155.5	7
15	25	BENNANI	236.3	4					22	FULIN	155.5	12
16	22	FULIN	231.3	7					6	ENGSTLER	153.8	6
17	6	ENGSTLER	230.8	6					27	FILIPPI	153.5	10
18	27	FILIPPI	229.8	6								
19	8	DI SABATINO	221.8	7								
20	11	THOMPSON	161.0	1								



Circuit Length - 4.545 kilometres
Moulay El Hassan
Marrakech

Weather/Track: Sun 22C/Dry 28C

FIA WORLD TOURING CAR CHAMPIONSHIP FREE PRACTICE 2 - CLASSIFICATION

NO	CL	DRIVER	NAT	CAR	TIME	ON	LAPS	GAP	DIFF	KM/H
1	1	TC1 Yvan MULLER	FRA	Citroen C-Elysee WTCC	1:43.437	12	12			158.18
2	37	TC1 Jose LOPEZ	ARG	Citroen C-Elysee WTCC	1:43.500	7	10	0.063	0.063	158.08
3	9	TC1 Sebastien LOEB	FRA	Citroen C-Elysee WTCC	1:44.572	7	11	1.135	1.072	156.46
4	3	TC1 Tom CHILTON	GBR	Chevrolet RML Cruze TC1	1:44.975	9	10	1.538	0.403	155.86
5	98	TC1 Dusan BORKOVIC	SRB	Chevrolet RML Cruze TC1	1:45.264	9	9	1.827	0.289	155.43
6	7	TC1 Hugo VALENTE	FRA	Chevrolet RML Cruze TC1	1:45.528	7	7	2.091	0.264	155.04
7	12	TC1 Rob HUFF	GBR	Lada Granta 1.6T	1:45.695	6	7	2.258	0.167	154.80
8	25	TC1 Mehdi BENNANI	MAR	Honda Civic WTCC	1:46.154	12	12	2.717	0.459	154.13
9	77	TC1 Rene MÜNNICH	DEU	Chevrolet RML Cruze TC1	1:46.254	10	12	2.817	0.100	153.98
10	5	TC1 Norbert MICHELISZ	HUN	Honda Civic WTCC	1:47.030	4	4	3.593	0.776	152.87
11	18	TC1 Tiago MONTEIRO	PRT	Honda Civic WTCC	1:47.173	4	5	3.736	0.143	152.66
12	2	TC1 Gabriele TARQUINI	ITA	Honda Civic WTCC	1:47.211	3	3	3.774	0.038	152.61
13	14	TC1 Mikhail KOZLOVSKIY	RUS	Lada Granta 1.6T	1:47.525	12	12	4.088	0.314	152.16
14	11	TC1 James THOMPSON	GBR	Lada Granta 1.6T	1:48.772	3	3	5.335	1.247	150.42
15	6	TC2 Franz ENGSTLER	DEU	BMW E90 320 TC	1:49.802	12	12	6.365	1.030	149.01
16	22	TC2 Peter FULIN	CZE	SEAT Leon WTCC	1:49.971	13	13	6.534	0.169	148.78
17	8	TC2 Pasquale DI SABATINO	ITA	BMW E90 320 TC	1:50.888	11	12	7.451	0.917	147.55
18	27	TC2 John FILIPPI	FRA	SEAT Leon WTCC	1:54.109	6	10	10.672	3.221	143.38
19	4	TC1 Tom CORONEL	NLD	Chevrolet RML Cruze TC1			3			
20	10	TC1 Gianni MORBIDELLI	ITA	Chevrolet RML Cruze TC1			3			

For Media Information Purposes - No Regulatory Value.

Moulay El Hassan
Circuit Length: 4.545 km / 2.824 miles
Start: 11:15 Flag: 12:10

Weather/Track: Sun 31°C / Dry 42°C

Race Director:	Steward:	Timekeeper:	Posted at:

www.mstworld.com

Printed -11:15 Saturday, 12 April 2014



Circuit Moulay El Hassan, Marrakech – 12 / 13 April 2014

www.fiawtcc.com

2014 FIA World Touring Car Championship

Free Practice 2 - Sector Analysis Report

Lap	S1 Time	S1 Spd	S2 Time	S2 Spd	S3 Time	S3 Spd	Lap Time	Pit	Lap	S1 Time	S1 Spd	S2 Time	S2 Spd	S3 Time	S3 Spd	Lap Time	Pit
1 Yvan MULLER FRA Citroen C-Elysee WTCC TC1																	
1	10:55.920	200.2	38.670		42.647	165.8	12:17.237		8	36.801	156.2	42.997		6:07.925		7:27.723	Pit
2	33.637	238.9	32.629		39.696	165.8	1:45.962		9	1:11.714	200.2	35.304		43.988	167.4	2:31.006	
3	33.219	241.6	31.953		39.361	166.2	1:44.533		10	32.912	240.0	38.883		43.472	167.4	1:55.267	
4	33.100	241.0	31.883		39.090	167.0	1:44.073		11	35.280	153.3	38.122		42.403	167.8	1:55.805	
5	26:28.510	161.5	40.844		45.472	166.6	27:54.826		12	32.774	241.6	32.064		38.599	167.8	1:43.437	
6	33.038	237.8	31.823		39.357	167.0	1:44.218										
7	33.005	241.0	31.879		39.114	167.4	1:43.998										
2 Gabriele TARQUINI ITA Honda Civic WTCC TC1																	
1	11:32.552	196.9	37.054		44.166	160.7	12:53.772		3	33.949	234.8	33.041		40.221	164.0	1:47.211	
2	34.761	216.5	37.129		42.252	161.7	1:54.142										
3 Tom CHILTON GBR Chevrolet RML Cruze TC1 TC1																	
1	11:05.686	158.2	39.784		48.458	100.8	12:33.928		7	34.050	182.7	39.134		6:02.312		7:15.496	Pit
2	41.182	198.3	38.153		42.608	162.5	2:01.943		8	41.811	233.3	33.847		40.765	166.6	1:56.423	
3	39.848	160.8	42.032		47.790	167.4	2:09.670		9	33.122	239.4	32.192		39.661	165.8	1:44.975	
4	28:08.647	224.6	36.792		42.465	167.0	29:27.904		10	33.586	234.8	32.560		39.790	165.8	1:45.936	
5	33.163	240.0	32.390		42.260	163.6	1:47.813										
6	33.785	238.4	32.525		39.879	167.0	1:46.189										
4 Tom CORONEL NLD Chevrolet RML Cruze TC1 TC1																	
1							61:17.535	Pit	3	41.061	213.5	37.842		43.798	162.1	2:02.701	
2	49.035	176.7	40.985		2:11.024		3:41.044	Pit									
5 Norbert MICHELISZ HUN Honda Civic WTCC TC1																	
1	11:02.894	168.5	41.088		4:25.479		16:09.461	Pit	4	33.743	234.3	33.155		40.132	163.2	1:47.030	
2	27:44.024	162.7	38.880		42.159	163.2	29:05.063										
3	34.354	232.3	33.749		40.736	162.8	1:48.839										
6 Franz ENGSTLER DEU BMW E90 320 TC TC2																	
1	11:13.122	187.4	38.137		45.138	155.1	12:36.397		8	34.565	226.0	35.426		43.517	143.4	1:53.508	
2	35.455	223.7	34.851		41.715	156.8	1:52.021		9	40.467	164.2	41.563		42.145	157.2	2:04.175	
3	35.047	226.9	34.263		41.519	156.8	1:50.829		10	34.757	226.0	34.621		41.515	157.2	1:50.893	
4	28:19.526	181.8	38.928		46.592	156.1	29:45.046		11	34.735	226.0	34.179		41.370	157.5	1:50.284	
5	34.856	226.0	34.391		42.536	156.1	1:51.783		12	34.626	226.0	33.970		41.206	156.5	1:49.802	
6	34.827	226.5	34.057		41.610	156.1	1:50.494										
7	34.875	207.0	35.805		41.622	157.2	1:52.302										
7 Hugo VALENTE FRA Chevrolet RML Cruze TC1 TC1																	
1	11:33.294	200.9	38.571		48.556	165.5	13:00.421		5	33.166	242.1	32.906		5:54.805		7:00.877	Pit
2	33.476	243.7	39.708		56.430		2:09.644	Pit	6	1:05.425	178.8	35.285		41.974	166.2	2:22.684	
3	30:54.459	230.3	33.250		39.522	165.8	32:07.231		7	33.289	239.4	32.448		39.791	166.2	1:45.528	
4	33.321	243.7	32.610		39.715	167.0	1:45.646										



Weather/Track: Sun 31C/Dry 42C

Circuit Length - 4.545 kilometres
Moulay El Hassan
Marrakech

2014 FIA World Touring Car Championship

Free Practice 2 - Sector Analysis Report

Lap	S1 Time	S1 Spd	S2 Time	S2 Spd	S3 Time	S3 Spd	Lap Time	Pit	Lap	S1 Time	S1 Spd	S2 Time	S2 Spd	S3 Time	S3 Spd	Lap Time	Pit
8 Pasquale DI SABATINO ITA BMW E90 320 TC TC2																	
1	11:13.854	188.7	38.062		45.185	157.8	12:37.101		8	35.715	183.9	37.790		54.013	126.5	2:07.518	
2	35.849	215.7	35.189		42.083	158.5	1:53.121		9	38.884	224.1	34.896		41.902	157.8	1:55.682	
3	35.009	229.3	34.527		41.801	158.5	1:51.337		10	35.089	227.4	34.268		41.588	157.2	1:50.945	
4	28:53.344	210.6	35.579		42.655	157.2	30:11.578		11	35.105	227.4	34.325		41.458	157.2	1:50.888	
5	35.486	226.9	34.587		41.679	157.2	1:51.752		12	35.083	227.9	34.359		41.722	157.2	1:51.164	
6	35.065	228.8	34.337		41.614	157.2	1:51.016										
7	35.518	160.1	37.389		41.788	157.5	1:54.695										
9 Sebastien LOEB FRA Citroen C-Elysee WTCC TC1																	
1	10:56.639	199.8	39.368		45.065	165.8	12:21.072		7	33.002	244.3	32.169		39.401	167.0	1:44.572	
2	33.877	237.3	33.235		39.582	166.6	1:46.694		8	32.992	241.0	32.576		39.326	168.2	1:44.894	
3	33.212	241.0	32.268		40.879	167.8	1:46.359		9	32.950	242.6	37.712		5:51.228		7:01.890	Pit
4	28:08.052	159.1	45.505		43.245	167.4	29:36.802		10	42.037	240.0	32.578		39.999	167.8	1:54.614	
5	33.078	240.5	32.296		39.632	166.6	1:45.006		11	33.005	239.4	32.772		38.806	167.8	1:44.583	
6	41.397	242.1	32.308		39.391	167.8	1:53.096										
10 Gianni MORBIDELLI ITA Chevrolet RML Cruze TC1 TC1																	
1	11:07.634	179.1	39.541		45.671	164.0	12:32.846		3	50.938	239.4	33.039		40.168	166.2	2:04.145	
2	33.760	240.0	33.132		56.638		2:03.530	Pit									
11 James THOMPSON GBR LADA Granta 1.6T TC1																	
1	10:56.210	167.5	43.886		44.394	161.0	12:24.490		3	34.430	234.3	33.360		40.982	160.3	1:48.772	
2	35.226	231.8	35.913		41.337	161.7	1:52.476										
12 Rob HUFF GBR LADA Granta 1.6T TC1																	
1	11:00.093	130.9	42.627		50.126	107.7	12:32.846		5	33.588	237.3	32.836		39.998	164.3	1:46.422	
2	48.451	132.9	42.683		52.439	158.9	2:23.573		6	33.411	238.9	32.477		39.807	164.3	1:45.695	
3	36.377	197.6	36.193		1:00.782	164.7	2:13.352		7	33.887	215.2	39.294		1:07.976		2:21.157	Pit
4	27:00.178	172.2	39.501		42.666	163.6	28:22.345										
14 Mikhail KOZLOVSKIY RUS LADA Granta 1.6T TC1																	
1	12:20.135	187.1	41.865		44.754	163.6	13:46.754		8	34.506	173.9	40.273		43.453	163.6	1:58.232	
2	37.162	205.1	38.021		46.934	157.8	2:02.117		9	33.879	233.8	33.618		40.820	163.6	1:48.317	
3	28:30.210	229.8	35.062		44.522	162.8	29:49.794		10	33.699	234.8	37.851		42.237	163.6	1:53.787	
4	33.971	235.8	33.459		40.643	164.0	1:48.073		11	33.850	234.3	33.309		41.151	163.2	1:48.310	
5	34.335	237.8	33.900		40.741	164.0	1:48.976		12	33.719	234.8	33.470		40.336	163.2	1:47.525	
6	33.814	236.8	33.435		40.731	163.6	1:47.980										
7	34.072	192.7	40.539		45.178	164.7	1:59.789										
18 Tiago MONTEIRO PRT Honda Civic WTCC TC1																	
1							13:17.264	Pit	4	33.733	236.8	32.809		40.631	162.8	1:47.173	
2	30:37.413	162.5	39.901		42.102	161.7	31:59.416		5	33.693	235.8	33.715		40.763	162.5	1:48.171	
3	33.814	233.3	33.289		42.243	162.8	1:49.346										



Weather/Track: Sun 31C/Dry 42C

Circuit Length - 4.545 kilometres
Moulay El Hassan
Marrakech

2014 FIA World Touring Car Championship

Free Practice 2 - Sector Analysis Report

Lap S1 Time S1 Spd S2 Time S2 Spd S3 Time S3 Spd Lap Time Pit Lap S1 Time S1 Spd S2 Time S2 Spd S3 Time S3 Spd Lap Time Pit

22 Peter FULIN				CZE			SEAT Leon WTCC			TC2			
1	11:31.155	123.2	51.917	55.909	127.2	13:18.981	8	42.191	124.6	41.570	42.770	159.2	2:06.531
2	47.820	127.7	47.832	51.907	102.8	2:27.559	9	34.569	231.8	34.269	40.296	157.5	1:49.134
3	28:45.301	153.9	40.746	47.546	153.5	30:13.593	10	34.858	231.3	34.583	43.900	158.5	1:53.341
4	40.183	198.0	43.946	44.474	158.5	2:08.603	11	34.656	231.3	33.937	39.107	158.2	1:47.700
5	35.123	230.8	34.353	41.564	157.5	1:51.040	12	38.625	156.2	47.118	51.187	158.9	2:16.930
6	35.251	218.7	34.256	41.296	158.2	1:50.803	13	34.808	232.8	33.968	41.195	158.9	1:49.971
7	34.745	231.8	33.991	42.075	123.9	1:50.811							

25 Mehdi BENNANI				MAR			Honda Civic WTCC			TC1			
1	12:18.581	165.2	45.714	49.449	156.1	13:53.744	8	36.277	184.5	39.826	3:29.459		4:45.562 Pit
2	39.270	171.4	39.619	47.087	160.7	2:05.976	9	54.589	233.3	33.670	40.570	163.6	2:08.829
3	27:52.969	164.7	42.332	42.769	162.8	29:18.070	10	33.592	233.8	32.759	40.106	164.3	1:46.457
4	33.709	233.8	33.030	40.579	162.1	1:47.318	11	33.371	234.8	36.071	40.853	164.0	1:50.295
5	33.608	234.3	32.766	40.442	163.2	1:46.816	12	33.450	235.3	32.760	39.944	163.6	1:46.154
6	33.527	235.3	32.731	39.878	162.8	1:46.136							
7	33.774	204.3	36.135	41.435	163.2	1:51.344							

27 John FILIPPI				FRA			SEAT Leon WTCC			TC2			
1	11:31.986	137.4	52.126	56.046	128.8	13:20.158	7	35.303	229.3	35.318	46.371	157.2	1:56.992
2	47.676	137.2	47.859	52.454	105.2	2:27.989	8	37.936	150.5	39.023	46.634	158.9	2:03.593
3	28:40.378	167.2	39.444	46.711	156.1	30:06.533	9	35.427	218.7	35.497	2:29.605		3:40.529 Pit
4	36.556	198.0	50.467	48.163	156.5	2:15.186	10	57.480	215.7	35.458	43.286	156.1	2:16.224
5	36.733	207.0	38.057	43.583	158.9	1:58.373							
6	35.057	230.3	35.419	43.633	156.8	1:54.109							

37 Jose Maria LOPEZ				ARG			Citroen C-Elysee WTCC			TC1			
1	10:57.134	200.9	40.316	44.813	166.2	12:22.263	7	32.944	240.5	31.733	38.823	167.0	1:43.500
2	33.557	239.4	32.768	39.811	167.0	1:46.136	8	33.029	241.6	35.333	8:32.370		9:40.732 Pit
3	33.141	242.6	32.099	39.497	167.0	1:44.737	9	57.561	237.8	32.810	39.489	167.4	2:09.860
4	28:53.410	220.5	40.498	43.104	167.0	30:17.012	10	33.299	239.4	31.802	38.929	167.0	1:44.030
5	33.115	241.0	32.370	39.305	166.6	1:44.790							
6	54.559	214.8	32.727	39.631	166.2	2:06.917							

77 Rene MUNNICH				DEU			Chevrolet RML Cruze TC1			TC1			
1	11:08.713	179.4	39.153	46.368	164.0	12:34.234	8	33.413	243.7	38.638	3:37.721		4:49.772 Pit
2	33.926	240.5	33.762	40.800	165.5	1:48.488	9	1:04.331	234.3	33.895	40.552	165.1	2:18.778
3	33.798	240.5	33.154	40.732	165.5	1:47.684	10	33.402	237.8	32.775	40.077	164.7	1:46.254
4	29:01.657	227.4	34.515	55.597		30:31.769 Pit	11	33.413	240.5	32.978	40.436	165.1	1:46.827
5	51.828	242.1	39.599	42.639	165.8	2:14.066	12	35.718	207.8	33.904	40.833	166.2	1:50.455
6	33.746	250.5	34.410	42.134	165.1	1:50.290							
7	33.764	200.9	34.600	41.356	165.5	1:49.720							

98 Dusan BORKOVIC				SRB			Chevrolet RML Cruze TC1			TC1			
1	12:54.789	106.2	49.446	49.568	164.3	14:33.803	6	33.136	242.1	32.609	40.543	165.5	1:46.288
2	34.169	236.3	35.733	44.420	167.0	1:54.322	7	37.455	178.5	39.545	6:34.093		7:51.093 Pit
3	29:38.408	119.8	34.239	40.154	165.8	30:52.801	8	1:00.275	172.0	35.542	48.525	166.2	2:24.342
4	33.176	242.6	32.744	40.186	165.8	1:46.106	9	33.158	241.0	32.365	39.741	166.6	1:45.264
5	33.179	243.2	33.335	41.898	165.8	1:48.412							



Weather/Track: Sun 31C/Dry 42C

Circuit Length - 4.545 kilometres
Moulay El Hassan
Marrakech

2014 FIA World Touring Car Championship

Free Practice 2 - Best Sector Times Report

POS	SECTOR 1			SECTOR 2			SECTOR 3			NO	NAME	IDEAL/BEST LAP COMPARISON			DIFF
	NO	TIME	LAP	NO	TIME	LAP	NO	TIME	LAP			IDEAL	BEST	LAP	
1	1	32.774	12	37	31.733	7	1	38.599	12	1	MULLER	1:43.196	1:43.437	12	+ 0.241
2	37	32.944	7	1	31.823	6	9	38.806	11	37	LOPEZ	1:43.500	1:43.500	7	+ 0.000
3	9	32.950	9	9	32.169	7	37	38.823	7	9	LOEB	1:43.925	1:44.572	7	+ 0.647
4	3	33.122	9	3	32.192	9	7	39.522	3	3	CHILTON	1:44.975	1:44.975	9	+ 0.000
5	98	33.136	6	98	32.365	9	3	39.661	9	7	VALENTE	1:45.136	1:45.528	7	+ 0.392
6	7	33.166	5	7	32.448	7	98	39.741	9	98	BORKOVIC	1:45.242	1:45.264	9	+ 0.022
7	25	33.371	11	12	32.477	6	12	39.807	6	12	HUFF	1:45.695	1:45.695	6	+ 0.000
8	77	33.402	10	25	32.759	10	25	39.944	12	25	BENNANI	1:46.074	1:46.154	12	+ 0.080
9	12	33.411	6	77	32.775	10	77	40.077	10	77	MUNNICH	1:46.254	1:46.254	10	+ 0.000
10	18	33.693	5	18	32.809	4	5	40.132	4	10	MORBIDELL	1:46.967	2:03.530	2	+ 16.56
11	14	33.699	10	10	33.039	3	10	40.168	3	5	MICHELISZ	1:47.030	1:47.030	4	+ 0.000
12	5	33.743	4	2	33.041	3	2	40.221	3	18	MONTEIRO	1:47.133	1:47.173	4	+ 0.040
13	10	33.760	2	5	33.155	4	14	40.336	12	2	TARQUINI	1:47.211	1:47.211	3	+ 0.000
14	2	33.949	3	14	33.309	11	18	40.631	4	14	KOZLOVSKI	1:47.344	1:47.525	12	+ 0.181
15	11	34.430	3	11	33.360	3	11	40.982	3	11	THOMPSON	1:48.772	1:48.772	3	+ 0.000
16	6	34.565	8	22	33.968	13	22	41.195	13	6	ENGSTLER	1:49.741	1:49.802	12	+ 0.061
17	22	34.745	7	6	33.970	12	6	41.206	12	22	FULIN	1:49.908	1:49.971	13	+ 0.063
18	8	35.009	3	8	34.268	10	8	41.458	11	8	DI SABATIN	1:50.735	1:50.888	11	+ 0.153
19	27	35.057	6	27	35.318	7	27	43.286	10	27	FILIPPI	1:53.661	1:54.109	6	+ 0.448
20	4	41.061	3	4	37.842	3	4	43.798	3	4	CORONEL	2:02.701	2:02.701	3	+ 0.000

'Perfect Lap' - 1:43.106



Circuit Length - 4.545 kilometres
Moulay El Hassan
Marrakech

Weather/Track: Sun 31C/Dry 42C

2014 FIA World Touring Car Championship

Free Practice 2 - Best Sector Speeds Report

SECTOR 1				SECTOR 2		SECTOR 3						
POS	NO	NAME	SPEED	LAP	NO	NAME	SPEED	LAP	NO	NAME	SPEED	LAP
1	77	MUNNICH	250.5	6					9	LOEB	168.2	8
2	9	LOEB	244.3	7		1	MULLER	167.8	11			
3	7	VALENTE	243.7	4		3	CHILTON	167.4	3			
4	98	BORKOVIC	243.2	5		37	LOPEZ	167.4	9			
5	37	LOPEZ	242.6	3		7	VALENTE	167.0	4			
6	1	MULLER	241.6	3		98	BORKOVIC	167.0	2			
7	3	CHILTON	240.0	5		10	MORBIDELLI	166.2	3			
8	10	MORBIDELLI	240.0	2		77	MUNNICH	166.2	12			
9	12	HUFF	238.9	6		12	HUFF	164.7	3			
10	14	KOZLOVSKIY	237.8	5		14	KOZLOVSKIY	164.7	7			
11	18	MONTEIRO	236.8	4		25	BENNANI	164.3	10			
12	25	BENNANI	235.3	12		2	TARQUINI	164.0	3			
13	2	TARQUINI	234.8	3		5	MICHELISZ	163.2	2			
14	5	MICHELISZ	234.3	4		18	MONTEIRO	162.8	3			
15	11	THOMPSON	234.3	3		4	CORONEL	162.1	3			
16	22	FULIN	232.8	13		11	THOMPSON	161.7	2			
17	27	FILIPPI	230.3	6		22	FULIN	159.2	8			
18	8	DI SABATINO	229.3	3		27	FILIPPI	158.9	5			
19	6	ENGSTLER	226.9	3		8	DI SABATINO	158.5	2			
20	4	CORONEL	213.5	3		6	ENGSTLER	157.5	11			



Circuit Length - 4.545 kilometres
Moulay El Hassan
Marrakech

Weather/Track: Sun 31C/Dry 42C

FIA WORLD TOURING CAR CHAMPIONSHIP QUALIFYING 1 - PROVISIONAL CLASSIFICATION

NO	CL	DRIVER	NAT	CAR	TIME	ON	LAPS	GAP	DIFF	KM/H
1	1	TC1 Yvan MULLER	FRA	Citroen C-Elysee WTCC	1:43.824	3	3			157.59
2	9	TC1 Sebastien LOEB	FRA	Citroen C-Elysee WTCC	1:44.219	2	3	0.395	0.395	156.99
3	37	TC1 Jose LOPEZ	ARG	Citroen C-Elysee WTCC	1:44.522	4	4	0.698	0.303	156.54
4	3	TC1 Tom CHILTON	GBR	Chevrolet RML Cruze TC1	1:45.257	4	5	1.433	0.735	155.44
5	7	TC1 Hugo VALENTE	FRA	Chevrolet RML Cruze TC1	1:45.848	2	3	2.024	0.591	154.58
6	4	TC1 Tom CORONEL	NLD	Chevrolet RML Cruze TC1	1:45.956	3	3	2.132	0.108	154.42
7	98	TC1 Dusan BORKOVIC	SRB	Chevrolet RML Cruze TC1	1:46.062	5	6	2.238	0.106	154.26
8	25	TC1 Mehdi BENNANI	MAR	Honda Civic WTCC	1:46.211	5	7	2.387	0.149	154.05
9	5	TC1 Norbert MICHELISZ	HUN	Honda Civic WTCC	1:46.292	3	5	2.468	0.081	153.93
10	18	TC1 Tiago MONTEIRO	PRT	Honda Civic WTCC	1:46.429	4	6	2.605	0.137	153.73
11	11	TC1 James THOMPSON	GBR	Lada Granta 1.6T	1:46.662	6	6	2.838	0.233	153.40
12	77	TC1 Rene MÜNNICH	DEU	Chevrolet RML Cruze TC1	1:47.099	2	5	3.275	0.437	152.77
13	12	TC1 Rob HUFF	GBR	Lada Granta 1.6T	1:47.512	3	5	3.688	0.413	152.18
14	14	TC1 Mikhail KOZLOVSKIY	RUS	Lada Granta 1.6T	1:47.762	3	6	3.938	0.250	151.83
15	6	TC2 Franz ENGSTLER	DEU	BMW E90 320 TC	1:49.250	3	6	5.426	1.488	149.76
16	22	TC2 Peter FULIN	CZE	SEAT Leon WTCC	1:50.489	4	6	6.665	1.239	148.08
17	8	TC2 Pasquale DI SABATINO	ITA	BMW E90 320 TC	1:50.520	2	6	6.696	0.031	148.04

QUALIFICATION MAXIMA (107%) 1:51.091

For Media Information Purposes - No Regulatory Value.

Cars 2, 10, 27 Did not participate

Weather/Track: Sun 34°C / Dry 41°C

Moulay El Hassan

Circuit Length: 4.545 km / 2.824 miles

Start: 14:05 Flag: 14:24

Race Director:	Steward:	Timekeeper:	Posted at:
----------------	----------	-------------	------------

www.mstworld.com

Printed -



Circuit Moulay El Hassan, Marrakech – 12 / 13 April 2014

www.fiawtcc.com

**FIA WORLD TOURING CAR CHAMPIONSHIP
QUALIFYING 1 - RESULT**

NO	CL	DRIVER	NAT	CAR	TIME	ON	LAPS	GAP	DIFF	KM/H
1	1	TC1 Yvan MULLER	FRA	Citroen C-Elysee WTCC	1:43.824	3	3			157.59
2	9	TC1 Sebastien LOEB	FRA	Citroen C-Elysee WTCC	1:44.219	2	3	0.395	0.395	156.99
3	37	TC1 Jose LOPEZ	ARG	Citroen C-Elysee WTCC	1:44.522	4	4	0.698	0.303	156.54
4	3	TC1 Tom CHILTON	GBR	Chevrolet RML Cruze TC1	1:45.257	4	5	1.433	0.735	155.44
5	7	TC1 Hugo VALENTE	FRA	Chevrolet RML Cruze TC1	1:45.848	2	3	2.024	0.591	154.58
6	4	TC1 Tom CORONEL	NLD	Chevrolet RML Cruze TC1	1:45.956	3	3	2.132	0.108	154.42
7	98	TC1 Dusan BORKOVIC	SRB	Chevrolet RML Cruze TC1	1:46.062	5	6	2.238	0.106	154.26
8	25	TC1 Mehdi BENNANI	MAR	Honda Civic WTCC	1:46.211	5	7	2.387	0.149	154.05
9	5	TC1 Norbert MICHELISZ	HUN	Honda Civic WTCC	1:46.292	3	5	2.468	0.081	153.93
10	18	TC1 Tiago MONTEIRO	PRT	Honda Civic WTCC	1:46.429	4	6	2.605	0.137	153.73
11	11	TC1 James THOMPSON	GBR	Lada Granta 1.6T	1:46.662	6	6	2.838	0.233	153.40
12	77	TC1 Rene MÜNNICH	DEU	Chevrolet RML Cruze TC1	1:47.099	2	5	3.275	0.437	152.77
13	12	TC1 Rob HUFF	GBR	Lada Granta 1.6T	1:47.512	3	5	3.688	0.413	152.18
14	14	TC1 Mikhail KOZLOVSKIY	RUS	Lada Granta 1.6T	1:47.762	3	6	3.938	0.250	151.83
15	6	TC2 Franz ENGSTLER	DEU	BMW E90 320 TC	1:49.250	3	6	5.426	1.488	149.76
16	22	TC2 Peter FULIN	CZE	SEAT Leon WTCC	1:50.489	4	6	6.665	1.239	148.08
17	8	TC2 Pasquale DI SABATINO	ITA	BMW E90 320 TC	1:50.520	2	6	6.696	0.031	148.04

QUALIFICATION MAXIMA (107%) 1:51.091

Cars 2, 10, 27 Did not participate
Weather/Track: Sun 34°C / Dry 41°C

Moulay El Hassan
Circuit Length: 4.545 km / 2.824 miles
Start: 14:05 Flag: 14:00

Steward	Steward:	Steward
---------	----------	---------

2014 FIA World Touring Car Championship

Qualifying 1 - Sector Analysis Report

Lap	S1 Time	S1 Spd	S2 Time	S2 Spd	S3 Time	S3 Spd	Lap Time	Pit	Lap	S1 Time	S1 Spd	S2 Time	S2 Spd	S3 Time	S3 Spd	Lap Time	Pit
1 Yvan MULLER FRA Citroen C-Elysee WTCC TC1																	
1	16:00.261	209.8	34.901	159.2	42.897	166.2	17:18.059		3	33.004	238.4	31.804		39.016	165.8	1:43.824	
2	33.050	238.4	31.859		39.273	166.6	1:44.182										
3 Tom CHILTON GBR Chevrolet RML Cruze TC1 TC1																	
1	16:02.907	201.3	38.752	160.3	50.321	165.5	17:31.980		4	33.266	239.4	32.257	216.8	39.734	166.2	1:45.257	
2	35.663	182.4	35.309	198.8	2:57.221		4:08.193	Pit	5	33.274	237.3	32.502	220.1	40.021	164.3	1:45.797	
3	44.684	224.1	34.481	197.2	43.693	167.0	2:02.858										
4 Tom CORONEL NLD Chevrolet RML Cruze TC1 TC1																	
1	16:04.175	196.9	38.795	135.0	50.228	166.6	17:33.198		3	33.036	243.2	32.672	222.2	40.248	165.1	1:45.956	
2	34.202	190.0	36.549	192.5	41.064	165.8	1:51.815										
5 Norbert MICHELISZ HUN Honda Civic WTCC TC1																	
1	16:01.356	193.7	38.572	176.4	49.320	163.2	17:29.248		4	34.266	233.8	34.125	198.3	9:24.901		10:33.292	Pit
2	33.733	234.3	32.820	222.2	40.149	164.0	1:46.702		5	41.668	224.1	33.574	196.1	41.224	163.6	1:56.466	
3	33.540	235.3	32.675	220.8	40.077	164.0	1:46.292										
6 Franz ENGSTLER DEU BMW E90 320 TC TC2																	
1	16:28.153	221.8	34.822	190.9	41.625	156.1	17:44.600		5	42.161	208.6	35.089	188.4	41.452	156.1	1:58.702	
2	34.645	226.9	34.553	201.1	41.210	155.8	1:50.408		6	34.578	225.0	34.086	194.0	40.815	156.1	1:49.479	
3	34.718	226.9	33.960	200.5	40.572	156.5	1:49.250										
4	38.852	200.2	36.946	158.2	5:36.169		6:51.967	Pit									
7 Hugo VALENTE FRA Chevrolet RML Cruze TC1 TC1																	
1	17:29.770	135.7	49.437	130.4	44.808	165.5	19:04.015		3	33.394	240.0	32.453	210.5	40.065	165.8	1:45.912	
2	33.245	241.6	32.627	218.1	39.976	165.8	1:45.848										
8 Pasquale DI SABATINO ITA BMW E90 320 TC TC2																	
1	16:29.193	213.1	35.452	186.5	42.684	157.8	17:47.329		5	41.042	218.3	34.890	186.0	42.127	156.5	1:58.059	
2	34.852	227.9	33.982	198.8	41.686	157.2	1:50.520		6	35.194	226.5	34.422	192.0	41.394	156.1	1:51.010	
3	34.871	228.8	34.281	192.0	41.496	156.8	1:50.648										
4	36.205	206.6	36.259	161.7	5:38.196		6:50.660	Pit									
9 Sebastien LOEB FRA Citroen C-Elysee WTCC TC1																	
1	16:01.773	201.7	36.140		50.047	167.0	17:27.960		3	32.956	241.6	31.860		43.395	166.2	1:48.211	
2	33.063	239.4	32.004		39.152	167.0	1:44.219										
11 James THOMPSON GBR LADA Granta 1.6T TC1																	
1	16:01.993	188.7	38.865	164.3	49.630	162.1	17:30.488		5	46.891	171.2	36.483	205.7	42.211	161.0	2:05.585	
2	33.864	233.3	33.313	213.6	40.651	160.7	1:47.828		6	33.935	230.3	32.848	220.8	39.879	161.0	1:46.662	
3	33.927	234.3	32.717	218.8	40.563	161.4	1:47.207										
4	34.958	198.7	36.058	171.0	7:40.151		8:51.167	Pit									



Weather/Track: Sun 34C/Dry 41C

Circuit Length - 4.545 kilometres
Moulay El Hassan
Marrakech

2014 FIA World Touring Car Championship

Qualifying 1 - Sector Analysis Report

Lap	S1 Time	S1 Spd	S2 Time	S2 Spd	S3 Time	S3 Spd	Lap Time	Pit	Lap	S1 Time	S1 Spd	S2 Time	S2 Spd	S3 Time	S3 Spd	Lap Time	Pit
12 Rob HUFF GBR LADA Granta 1.6T TC1																	
1	16:01.479	209.0	36.151	159.2	43.760	164.0	17:21.390		4	34.291	215.2	35.633	183.2	9:31.426		10:41.350	Pit
2	33.720	236.3	32.770	203.3	42.007	163.2	1:48.497		5	41.623	218.7	33.973	193.5	40.546	163.2	1:56.142	
3	33.723	237.3	32.934	211.1	40.855	163.2	1:47.512										
14 Mikhail KOZLOVSKIY RUS LADA Granta 1.6T TC1																	
1	16:05.517	202.4	39.264	170.2	49.700	161.0	17:34.481		5	35.099	200.5	36.521	166.6	5:29.330		6:40.950	Pit
2	39.872	215.2	46.002	120.6	47.324	164.7	2:13.198		6	50.234	244.8	39.612	177.3	57.776	163.2	2:27.622	
3	33.894	235.3	33.170	214.9	40.698	162.5	1:47.762										
4	33.992	237.3	33.490	187.5	40.947	162.5	1:48.429										
18 Tiago MONTEIRO PRT Honda Civic WTCC TC1																	
1	15:58.802	200.9	36.887	139.2	4:18.175		20:53.864	Pit	5	34.089	214.0	37.274	152.8	3:53.972		5:05.335	Pit
2	44.237	226.0	33.906	189.9	42.620	161.7	2:00.763		6	42.415	216.1	33.955	190.9	40.809	162.8	1:57.179	
3	33.823	230.3	32.983	211.1	40.005	162.1	1:46.811										
4	33.620	233.3	32.717	220.1	40.092	161.7	1:46.429										
22 Peter FULIN CZE SEAT Leon WTCC TC2																	
1	16:17.657	194.1	35.885	181.3	45.832	157.5	17:39.374		5	35.560	211.5	36.652	141.1	5:45.952		6:58.164	Pit
2	35.011	232.8	37.929	194.0	43.811	157.5	1:56.751		6	43.901	163.4	39.941	150.9	57.871	156.8	2:21.713	
3	34.896	233.3	34.281	200.5	41.694	157.2	1:50.871										
4	34.778	227.9	34.286	196.1	41.425	157.8	1:50.489										
25 Mehdi BENNANI MAR Honda Civic WTCC TC1																	
1	16:00.278	179.7	36.109	141.1	43.909	162.1	17:20.296		5	33.360	233.8	32.705	206.3	40.146	163.6	1:46.211	
2	33.716	231.8	32.921	199.4	40.487	162.5	1:47.124		6	33.517	233.8	34.209	170.2	3:58.348		5:06.074	Pit
3	33.556	234.3	33.767	190.4	2:27.156		3:34.479	Pit	7	41.870	209.0	33.692	206.3	40.821	164.0	1:56.383	
4	43.389	222.3	37.211	158.2	42.321	164.3	2:02.921										
37 Jose Maria LOPEZ ARG Citroen C-Elysee WTCC TC1																	
1	16:02.112	207.0	36.242		44.944	166.6	17:23.298		4	33.233	240.0	31.891		39.398	165.8	1:44.522	
2	33.052	242.6	31.957		40.092	167.4	1:45.101										
3	32.923	239.4	32.573		39.541	166.6	1:45.037										
77 Rene MUNNICH DEU Chevrolet RML Cruze TC1 TC1																	
1	16:46.873	169.3	41.562	166.2	44.888	164.3	18:13.323		4	33.774	238.9	32.830	213.6	7:17.089		8:23.693	Pit
2	33.543	235.3	32.869	213.6	40.687	164.0	1:47.099		5	46.062	196.2	39.217	169.4	58.420	165.1	2:23.699	
3	33.655	241.0	32.967	216.2	40.625	164.3	1:47.247										
98 Dusan BORKOVIC SRB Chevrolet RML Cruze TC1 TC1																	
1	16:10.347	195.1	36.909	164.7	50.456	166.2	17:37.712		5	33.287	238.4	32.632	206.8	40.143	165.1	1:46.062	
2	33.579	240.0	33.104	192.5	41.214	165.8	1:47.897		6	33.272	238.9	32.824	203.9	40.269	165.8	1:46.365	
3	34.533	194.8	35.760	162.8	3:00.514		4:10.807	Pit									
4	43.519	200.9	35.452	198.8	42.702	166.2	2:01.673										



Weather/Track: Sun 34C/Dry 41C

Circuit Length - 4.545 kilometres
Moulay El Hassan
Marrakech

2014 FIA World Touring Car Championship Qualifying 1 - Best Sector Times Report

POS	SECTOR 1			SECTOR 2			SECTOR 3			NO	NAME	IDEAL/BEST LAP COMPARISON			DIFF
	NO	TIME	LAP	NO	TIME	LAP	NO	TIME	LAP			IDEAL	BEST	LAP	
1	37	32.923	3	1	31.804	3	1	39.016	3	1	MULLER	1:43.824	1:43.824	3	+ 0.000
2	9	32.956	3	9	31.860	3	9	39.152	2	9	LOEB	1:43.968	1:44.219	2	+ 0.251
3	1	33.004	3	37	31.891	4	37	39.398	4	37	LOPEZ	1:44.212	1:44.522	4	+ 0.310
4	4	33.036	3	3	32.257	4	3	39.734	4	3	CHILTON	1:45.257	1:45.257	4	+ 0.000
5	7	33.245	2	7	32.453	3	11	39.879	6	7	VALENTE	1:45.674	1:45.848	2	+ 0.174
6	3	33.266	4	98	32.632	5	7	39.976	2	4	CORONEL	1:45.956	1:45.956	3	+ 0.000
7	98	33.272	6	4	32.672	3	18	40.005	3	98	BORKOVIC	1:46.047	1:46.062	5	+ 0.015
8	25	33.360	5	5	32.675	3	5	40.077	3	25	BENNANI	1:46.211	1:46.211	5	+ 0.000
9	5	33.540	3	25	32.705	5	98	40.143	5	5	MICHELISZ	1:46.292	1:46.292	3	+ 0.000
10	77	33.543	2	11	32.717	3	25	40.146	5	18	MONTEIRO	1:46.342	1:46.429	4	+ 0.087
11	18	33.620	4	18	32.717	4	4	40.248	3	11	THOMPSON	1:46.460	1:46.662	6	+ 0.202
12	12	33.720	2	12	32.770	2	12	40.546	5	77	MUNNICH	1:46.998	1:47.099	2	+ 0.101
13	11	33.864	2	77	32.830	4	6	40.572	3	12	HUFF	1:47.036	1:47.512	3	+ 0.476
14	14	33.894	3	14	33.170	3	77	40.625	3	14	KOZLOVSKI	1:47.762	1:47.762	3	+ 0.000
15	6	34.578	6	6	33.960	3	14	40.698	3	6	ENGSTLER	1:49.110	1:49.250	3	+ 0.140
16	22	34.778	4	8	33.982	2	8	41.394	6	8	DI SABATIN	1:50.228	1:50.520	2	+ 0.292
17	8	34.852	2	22	34.281	3	22	41.425	4	22	FULIN	1:50.484	1:50.489	4	+ 0.005

'Perfect Lap' - 1:43.743



Circuit Length - 4.545 kilometres
Moulay El Hassan
Marrakech

Weather/Track: Sun 34C/Dry 41C

2014 FIA World Touring Car Championship Qualifying 1 - Best Sector Speeds Report

SECTOR 1				SECTOR 2				SECTOR 3				
POS	NO	NAME	SPEED	LAP	NO	NAME	SPEED	LAP	NO	NAME	SPEED	LAP
1	14	KOZLOVSKIY	244.8	6	4	CORONEL	222.2	3	37	LOPEZ	167.4	2
2	4	CORONEL	243.2	3	5	MICHELISZ	222.2	2	3	CHILTON	167.0	3
3	37	LOPEZ	242.6	2	11	THOMPSON	220.8	6	9	LOEB	167.0	1
4	7	VALENTE	241.6	2	3	CHILTON	220.1	5	1	MULLER	166.6	2
5	9	LOEB	241.6	3	18	MONTEIRO	220.1	4	4	CORONEL	166.6	1
6	77	MUNNICH	241.0	3	7	VALENTE	218.1	2	98	BORKOVIC	166.2	1
7	98	BORKOVIC	240.0	2	77	MUNNICH	216.2	3	7	VALENTE	165.8	2
8	3	CHILTON	239.4	4	14	KOZLOVSKIY	214.9	3	77	MUNNICH	165.1	5
9	1	MULLER	238.4	2	12	HUFF	211.1	3	14	KOZLOVSKIY	164.7	2
10	12	HUFF	237.3	3	98	BORKOVIC	206.8	5	25	BENNANI	164.3	4
11	5	MICHELISZ	235.3	3	25	BENNANI	206.3	5	5	MICHELISZ	164.0	2
12	11	THOMPSON	234.3	3	6	ENGSTLER	201.1	2	12	HUFF	164.0	1
13	25	BENNANI	234.3	3	22	FULIN	200.5	3	18	MONTEIRO	162.8	6
14	18	MONTEIRO	233.3	4	8	DI SABATINO	198.8	2	11	THOMPSON	162.1	1
15	22	FULIN	233.3	3	1	MULLER	159.2	1	8	DI SABATINO	157.8	1
16	8	DI SABATINO	228.8	3					22	FULIN	157.8	4
17	6	ENGSTLER	226.9	2					6	ENGSTLER	156.5	3



Circuit Length - 4.545 kilometres
Moulay El Hassan
Marrakech

Weather/Track: Sun 34C/Dry 41C

FIA WORLD TOURING CAR CHAMPIONSHIP QUALIFYING 2 - PROVISIONAL CLASSIFICATION

NO	CL	DRIVER	NAT	CAR	TIME	ON	LAPS	GAP	DIFF	KM/H
1	9	TC1 Sebastien LOEB	FRA	Citroen C-Elysee WTCC	1:43.706	2	2			157.77
2	37	TC1 Jose LOPEZ	ARG	Citroen C-Elysee WTCC	1:43.710	3	3	0.004	0.004	157.76
3	1	TC1 Yvan MULLER	FRA	Citroen C-Elysee WTCC	1:43.711	3	3	0.005	0.001	157.76
4	98	TC1 Dusan BORKOVIC	SRB	Chevrolet RML Cruze TC1	1:45.017	3	3	1.311	1.306	155.80
5	3	TC1 Tom CHILTON	GBR	Chevrolet RML Cruze TC1	1:45.057	2	3	1.351	0.040	155.74
6	77	TC1 Rene MÜNNICH	DEU	Chevrolet RML Cruze TC1	1:45.541	2	3	1.835	0.484	155.02
7	18	TC1 Tiago MONTEIRO	PRT	Honda Civic WTCC	1:45.891	3	3	2.185	0.350	154.51
8	5	TC1 Norbert MICHELISZ	HUN	Honda Civic WTCC	1:46.165	2	3	2.459	0.274	154.11
9	25	TC1 Mehdi BENNANI	MAR	Honda Civic WTCC	1:46.227	3	4	2.521	0.062	154.02
10	4	TC1 Tom CORONEL	NLD	Chevrolet RML Cruze TC1	1:46.331	2	2	2.625	0.104	153.87
11	11	TC1 James THOMPSON	GBR	Lada Granta 1.6T	1:46.433	2	3	2.727	0.102	153.73
12	7	TC1 Hugo VALENTE	FRA	Chevrolet RML Cruze TC1	1:55.284	2	4	11.578	8.851	141.92

For Media Information Purposes - No Regulatory Value.

Moulay El Hassan
Circuit Length: 4.545 km / 2.824 miles
Start: 14:40 Flag: 14:50

Weather/Track: Sun 34°C / Dry 40°C

Race Director:	Steward:	Timekeeper:	Posted at:

www.mstworld.com

Printed -13:53 Saturday, 12 April 2014



Circuit Moulay El Hassan, Marrakech – 12 / 13 April 2014

www.fiawtcc.com

FIA WORLD TOURING CAR CHAMPIONSHIP QUALIFYING 2 - RESULT

NO	CL	DRIVER	NAT	CAR	TIME	ON	LAPS	GAP	DIFF	KM/H
1	9	TC1 Sebastien LOEB	FRA	Citroen C-Elysee WTCC	1:43.706	2	2			157.77
2	37	TC1 Jose LOPEZ	ARG	Citroen C-Elysee WTCC	1:43.710	3	3	0.004	0.004	157.76
3	1	TC1 Yvan MULLER	FRA	Citroen C-Elysee WTCC	1:43.711	3	3	0.005	0.001	157.76
4	98	TC1 Dusan BORKOVIC	SRB	Chevrolet RML Cruze TC1	1:45.017	3	3	1.311	1.306	155.80
5	3	TC1 Tom CHILTON	GBR	Chevrolet RML Cruze TC1	1:45.057	2	3	1.351	0.040	155.74
6	77	TC1 Rene MÜNNICH	DEU	Chevrolet RML Cruze TC1	1:45.541	2	3	1.835	0.484	155.02
7	18	TC1 Tiago MONTEIRO	PRT	Honda Civic WTCC	1:45.891	3	3	2.185	0.350	154.51
8	5	TC1 Norbert MICHELISZ	HUN	Honda Civic WTCC	1:46.165	2	3	2.459	0.274	154.11
9	25	TC1 Mehdi BENNANI	MAR	Honda Civic WTCC	1:46.227	3	4	2.521	0.062	154.02
10	4	TC1 Tom CORONEL	NLD	Chevrolet RML Cruze TC1	1:46.331	2	2	2.625	0.104	153.87
11	11	TC1 James THOMPSON	GBR	Lada Granta 1.6T	1:46.433	2	3	2.727	0.102	153.73
12	7	TC1 Hugo VALENTE	FRA	Chevrolet RML Cruze TC1	1:55.284	2	4	11.578	8.851	141.92

Moulay El Hassan
Circuit Length: 4.545 km / 2.824 miles
Start: 14:40 Flag: 14:50

Weather/Track: Sun 34°C / Dry 40°C

Steward	Steward:	Steward
---------	----------	---------

www.mstworld.com

Printed -16:53 Saturday, 12 April 2014



Circuit Moulay El Hassan, Marrakech – 12 / 13 April 2014

www.fiawtcc.com

2014 FIA World Touring Car Championship

Qualifying 2 - Sector Analysis Report

Lap	S1 Time	S1 Spd	S2 Time	S2 Spd	S3 Time	S3 Spd	Lap Time	Pit	Lap	S1 Time	S1 Spd	S2 Time	S2 Spd	S3 Time	S3 Spd	Lap Time	Pit
1 Yvan MULLER FRA Citroen C-Elysee WTCC TC1																	
1	16:00.000	200.5	37.335		41.922	166.6	17:19.257		3	33.101	238.9	31.751		38.859	166.2	1:43.711	
2	33.093	237.8	31.712		39.223	166.2	1:44.028										
3 Tom CHILTON GBR Chevrolet RML Cruze TC1 TC1																	
1	16:05.867	167.7	43.848	171.8	44.326	165.5	17:34.041		3	36.693	146.3	36.836	158.5	2:52.093		4:05.622	Pit
2	33.235	237.8	32.269	220.1	39.553	165.1	1:45.057										
4 Tom CORONEL NLD Chevrolet RML Cruze TC1 TC1																	
1	16:06.931	173.3	44.030	162.1	45.085	165.8	17:36.046										
2	33.332	234.8	32.946	218.8	40.053	166.2	1:46.331										
5 Norbert MICHELISZ HUN Honda Civic WTCC TC1																	
1	16:01.637	169.8	39.839	157.2	42.448	164.3	17:23.924		3	33.481	234.8	33.334	205.1	1:59.544		3:06.359	Pit
2	33.529	234.8	32.646	221.5	39.990	164.7	1:46.165										
7 Hugo VALENTE FRA Chevrolet RML Cruze TC1 TC1																	
1	16:08.670	187.1	41.196	189.9	45.101	166.6	17:34.967		4	39.036	235.3	33.025	188.4	40.372	165.8	1:52.433	
2	36.572	191.4	35.796	173.4	42.916	166.2	1:55.284										
3	33.041	244.8	32.678	206.3	2:47.317		3:53.036	Pit									
9 Sebastien LOEB FRA Citroen C-Elysee WTCC TC1																	
1	16:04.995	168.2	43.116		43.864	167.0	17:31.975										
2	33.012	239.4	31.749		38.945	166.6	1:43.706										
11 James THOMPSON GBR LADA Granta 1.6T TC1																	
1	16:02.293	160.3	39.902	145.4	42.955	161.4	17:25.150		3	33.708	235.8	32.703	211.7	40.409	161.0	1:46.820	
2	33.737	234.3	32.764	225.7	39.932	161.7	1:46.433										
18 Tiago MONTEIRO PRT Honda Civic WTCC TC1																	
1	16:00.317	175.6	39.559	173.4	41.678	162.8	17:21.554		3	33.547	237.3	32.610	217.5	39.734	162.8	1:45.891	
2	33.875	227.9	32.965	218.1	40.090	162.5	1:46.930										
25 Mehdi BENNANI MAR Honda Civic WTCC TC1																	
1	16:01.126	175.6	39.754	171.8	41.961	164.3	17:22.841		4	33.368	234.8	32.641	211.1	40.237	162.5	1:46.246	
2	33.551	232.8	32.938	208.0	40.319	164.0	1:46.808										
3	33.413	236.3	32.703	205.1	40.111	163.2	1:46.227										
37 Jose Maria LOPEZ ARG Citroen C-Elysee WTCC TC1																	
1	16:02.792	224.1	35.859		41.717	167.0	17:20.368		3	32.920	240.5	31.748		39.042	167.0	1:43.710	
2	33.169	239.4	32.072		39.017	166.6	1:44.258										
77 Rene MUNNICH DEU Chevrolet RML Cruze TC1 TC1																	
1	16:09.318	158.2	42.790	152.2	45.406	166.6	17:37.514		3	33.161	247.0	32.825	208.0	40.370	165.1	1:46.356	
2	33.148	242.1	32.509	214.2	39.884	165.5	1:45.541										



Weather/Track: Sun 34C/Dry 40C

Circuit Length - 4.545 kilometres
Moulay El Hassan
Marrakech

2014 FIA World Touring Car Championship

Qualifying 2 - Sector Analysis Report

Lap	S1 Time	S1 Spd	S2 Time	S2 Spd	S3 Time	S3 Spd	Lap Time	Pit	Lap	S1 Time	S1 Spd	S2 Time	S2 Spd	S3 Time	S3 Spd	Lap Time	Pit
98 Dusan BORKOVIC SRB									Chevrolet RML Cruze TC1 TC1								
1	16:14.967	170.4	45.140	142.0	43.828	167.4	17:43.935		3	32.943	243.7	32.270	216.2	39.804	167.0	1:45.017	
2	32.983	241.6	32.299	202.8	39.849	167.0	1:45.131										



Weather/Track: Sun 34C/Dry 40C

Circuit Length - 4.545 kilometres
Moulay El Hassan
Marrakech

2014 FIA World Touring Car Championship Qualifying 2 - Best Sector Times Report

POS	SECTOR 1			SECTOR 2			SECTOR 3			NO	NAME	IDEAL/BEST LAP COMPARISON			DIFF
	NO	TIME	LAP	NO	TIME	LAP	NO	TIME	LAP			IDEAL	BEST	LAP	
1	37	32.920	3	1	31.712	2	1	38.859	3	1	MULLER	1:43.664	1:43.711	3	+ 0.047
2	98	32.943	3	37	31.748	3	9	38.945	2	37	LOPEZ	1:43.685	1:43.710	3	+ 0.025
3	9	33.012	2	9	31.749	2	37	39.017	2	9	LOEB	1:43.706	1:43.706	2	+ 0.000
4	7	33.041	3	3	32.269	2	3	39.553	2	98	BORKOVIC	1:45.017	1:45.017	3	+ 0.000
5	1	33.093	2	98	32.270	3	18	39.734	3	3	CHILTON	1:45.057	1:45.057	2	+ 0.000
6	77	33.148	2	77	32.509	2	98	39.804	3	77	MUNNICH	1:45.541	1:45.541	2	+ 0.000
7	3	33.235	2	18	32.610	3	77	39.884	2	18	MONTEIRO	1:45.891	1:45.891	3	+ 0.000
8	4	33.332	2	25	32.641	4	11	39.932	2	7	VALENTE	1:46.091	1:52.433	4	+ 6.342
9	25	33.368	4	5	32.646	2	5	39.990	2	5	MICHELISZ	1:46.117	1:46.165	2	+ 0.048
10	5	33.481	3	7	32.678	3	4	40.053	2	25	BENNANI	1:46.120	1:46.227	3	+ 0.107
11	18	33.547	3	11	32.703	3	25	40.111	3	4	CORONEL	1:46.331	1:46.331	2	+ 0.000
12	11	33.708	3	4	32.946	2	7	40.372	4	11	THOMPSON	1:46.343	1:46.433	2	+ 0.090

'Perfect Lap' - 1:43.491



Weather/Track: Sun 34C/Dry 40C

Circuit Length - 4.545 kilometres
Moulay El Hassan
Marrakech

2014 FIA World Touring Car Championship

Qualifying 2 - Best Sector Speeds Report

SECTOR 1				SECTOR 2				SECTOR 3				
POS	NO	NAME	SPEED	LAP	NO	NAME	SPEED	LAP	NO	NAME	SPEED	LAP
1	77	MUNNICH	247.0	3	11	THOMPSON	225.7	2	98	BORKOVIC	167.4	1
2	7	VALENTE	244.8	3	5	MICHELISZ	221.5	2	9	LOEB	167.0	1
3	98	BORKOVIC	243.7	3	3	CHILTON	220.1	2	37	LOPEZ	167.0	1
4	37	LOPEZ	240.5	3	4	CORONEL	218.8	2	1	MULLER	166.6	1
5	9	LOEB	239.4	2	18	MONTEIRO	218.1	2	7	VALENTE	166.6	1
6	1	MULLER	238.9	3	98	BORKOVIC	216.2	3	77	MUNNICH	166.6	1
7	3	CHILTON	237.8	2	77	MUNNICH	214.2	2	4	CORONEL	166.2	2
8	18	MONTEIRO	237.3	3	25	BENNANI	211.1	4	3	CHILTON	165.5	1
9	25	BENNANI	236.3	3	7	VALENTE	206.3	3	5	MICHELISZ	164.7	2
10	11	THOMPSON	235.8	3					25	BENNANI	164.3	1
11	4	CORONEL	234.8	2					18	MONTEIRO	162.8	1
12	5	MICHELISZ	234.8	2					11	THOMPSON	161.7	2



Circuit Length - 4.545 kilometres
Moulay El Hassan
Marrakech

Weather/Track: Sun 34C/Dry 40C

FIA WORLD TOURING CAR CHAMPIONSHIP QUALIFYING 3 - PROVISIONAL CLASSIFICATION

	NO	CL	DRIVER	NAT	CAR	TIME	ON	LAPS	GAP	DIFF	KM/H
1	37	TC1	Jose LOPEZ	ARG	Citroen C-Elysee WTCC	1:43.730	2	2			157.73
2	1	TC1	Yvan MULLER	FRA	Citroen C-Elysee WTCC	1:43.748	2	2	0.018	0.018	157.70
3	9	TC1	Sebastien LOEB	FRA	Citroen C-Elysee WTCC	1:43.845	2	2	0.115	0.097	157.56
4	3	TC1	Tom CHILTON	GBR	Chevrolet RML Cruze TC1	1:44.864	2	2	1.134	1.019	156.03
5	98	TC1	Dusan BORKOVIC	SRB	Chevrolet RML Cruze TC1			1			

For Media Information Purposes - No Regulatory Value.
Car 98 Black Flag
Weather/Track: Sun 34°C / Dry 41°C

Moulay El Hassan
Circuit Length: 4.545 km / 2.824 miles
Start: 14:55 Flag: 15:08

Race Director:	Steward:	Timekeeper:	Posted at:
----------------	----------	-------------	------------

www.mstworld.com

Printed -15:09 Saturday, 12 April 2014



Circuit Moulay El Hassan, Marrakech – 12 / 13 April 2014

www.fiawtcc.com

FIA WORLD TOURING CAR CHAMPIONSHIP QUALIFYING 3 - RESULT

	NO	CL	DRIVER	NAT	CAR	TIME	ON	LAPS	GAP	DIFF	KM/H
1	37	TC1	Jose LOPEZ	ARG	Citroen C-Elysee WTCC	1:43.730	2	2			157.73
2	9	TC1	Sebastien LOEB	FRA	Citroen C-Elysee WTCC	1:43.845	2	2	0.115	0.115	157.56
3	3	TC1	Tom CHILTON	GBR	Chevrolet RML Cruze TC1	1:44.864	2	2	1.134	1.019	156.03
4	1	TC1	Yvan MULLER	FRA	Citroen C-Elysee WTCC			2			
5	98	TC1	Dusan BORKOVIC	SRB	Chevrolet RML Cruze TC1			1			

Car98 Black flag

Car 1 All Q3 Qualifying times cancelled Stewards decision 5 refers

Weather/Track: Sun 34°C / Dry 41°C

Moulay El Hassan

Circuit Length: 4.545 km / 2.824 miles

Start: 14:55 Flag: 15:08

Steward	Steward:	Steward
---------	----------	---------

2014 FIA World Touring Car Championship

Qualifying 3 - Sector Analysis Report

Lap	S1 Time	S1 Spd	S2 Time	S2 Spd	S3 Time	S3 Spd	Lap Time	Pit	Lap	S1 Time	S1 Spd	S2 Time	S2 Spd	S3 Time	S3 Spd	Lap Time	Pit
1 Yvan MULLER FRA Citroen C-Elysee WTCC TC1																	
1	14:45.977	200.2	43.063		43.323	165.5	16:12.363										
2	33.033	238.4	31.672		39.043	166.2	1:43.748										
3 Tom CHILTON GBR Chevrolet RML Cruze TC1 TC1																	
1	10:54.393	184.2	36.895	198.8	43.396	167.0	12:14.684										
2	33.378	236.8	32.223	216.2	39.263	166.6	1:44.864										
9 Sebastien LOEB FRA Citroen C-Elysee WTCC TC1																	
1	20:10.595	189.4	35.456		43.609	167.0	21:29.660										
2	33.010	237.3	31.881		38.954	166.2	1:43.845										
37 Jose Maria LOPEZ ARG Citroen C-Elysee WTCC TC1																	
1	17:30.808	228.4	35.542		40.761	166.6	18:47.111										
2	33.094	236.8	31.815		38.821	165.5	1:43.730										
98 Dusan BORKOVIC SRB Chevrolet RML Cruze TC1 TC1																	
1	11:47.255	203.9	42.891	146.0	44.299	167.4	13:14.445										



Weather/Track: Sun 34C/Dry 41C

Circuit Length - 4.545 kilometres
Moulay El Hassan
Marrakech

Printed at 15:12, Saturday, 12 April, 2014
© MST Systems Ltd, 2010 (www.mstworld.com)

Page 1

2014 FIA World Touring Car Championship Qualifying 3 - Best Sector Times Report

POS	NO	SECTOR 1		SECTOR 2		SECTOR 3		NO	NAME	IDEAL/BEST LAP COMPARISON					
		TIME	LAP	NO	TIME	LAP	NO			TIME	LAP	IDEAL	BEST	LAP	DIFF
1	9	33.010	2	1	31.672	2	37	38.821	2	37	LOPEZ	1:43.730	1:43.730	2	+ 0.000
2	1	33.033	2	37	31.815	2	9	38.954	2	1	MULLER	1:43.748	1:43.748	2	+ 0.000
3	37	33.094	2	9	31.881	2	1	39.043	2	9	LOEB	1:43.845	1:43.845	2	+ 0.000
4	3	33.378	2	3	32.223	2	3	39.263	2	3	CHILTON	1:44.864	1:44.864	2	+ 0.000
5	98	11:47.25	1	98	42.891	1	98	44.299	1	98	BORKOVIC	13:14.445	13:14.445	1	+ 0.000

'Perfect Lap' - 1:43.503



Weather/Track: Sun 34C/Dry 41C

Circuit Length - 4.545 kilometres
Moulay El Hassan
Marrakech

2014 FIA World Touring Car Championship Qualifying 3 - Best Sector Speeds Report

SECTOR 1				SECTOR 2			SECTOR 3					
POS	NO	NAME	SPEED	LAP	NO	NAME	SPEED	LAP	NO	NAME	SPEED	LAP
1	1	MULLER	238.4	2	98	BORKOVIC	167.4	1				
2	9	LOEB	237.3	2	3	CHILTON	167.0	1				
3	3	CHILTON	236.8	2	9	LOEB	167.0	1				
4	37	LOPEZ	236.8	2	37	LOPEZ	166.6	1				
5	98	BORKOVIC	203.9	1	1	MULLER	166.2	2				



Circuit Length - 4.545 kilometres
Moulay El Hassan
Marrakech

Weather/Track: Sun 34C/Dry 41C

FIA WORLD TOURING CAR CHAMPIONSHIP COMBINED QUALIFYING - PROVISIONAL CLASSIFICATION

NO	CL	DRIVER	NAT	CAR	QUALIFYING 1	QUALIFYING 2	QUALIFYING 3
1	37	TC1 Jose LOPEZ	ARG	Citroen C-Elysee WTCC	1:44.522	1:43.710	1:43.730
2	1	TC1 Yvan MULLER	FRA	Citroen C-Elysee WTCC	1:43.824	1:43.711	1:43.748
3	9	TC1 Sebastien LOEB	FRA	Citroen C-Elysee WTCC	1:44.219	1:43.706	1:43.845
4	3	TC1 Tom CHILTON	GBR	Chevrolet RML Cruze TC1	1:45.257	1:45.057	1:44.864
5	98	TC1 Dusan BORKOVIC	SRB	Chevrolet RML Cruze TC1	1:46.062	1:45.017	
6	77	TC1 Rene MÜNNICH	DEU	Chevrolet RML Cruze TC1	1:47.099	1:45.541	
7	18	TC1 Tiago MONTEIRO	PRT	Honda Civic WTCC	1:46.429	1:45.891	
8	5	TC1 Norbert MICHELISZ	HUN	Honda Civic WTCC	1:46.292	1:46.165	
9	25	TC1 Mehdi BENNANI	MAR	Honda Civic WTCC	1:46.211	1:46.227	
10	4	TC1 Tom CORONEL	NLD	Chevrolet RML Cruze TC1	1:45.956	1:46.331	
11	11	TC1 James THOMPSON	GBR	Lada Granta 1.6T	1:46.662	1:46.433	
12	7	TC1 Hugo VALENTE	FRA	Chevrolet RML Cruze TC1	1:45.848	1:55.284	
13	12	TC1 Rob HUFF	GBR	Lada Granta 1.6T	1:47.512		
14	14	TC1 Mikhail KOZLOVSKIY	RUS	Lada Granta 1.6T	1:47.762		
15	6	TC2 Franz ENGSTLER	DEU	BMW E90 320 TC	1:49.250		
16	22	TC2 Peter FULIN	CZE	SEAT Leon WTCC	1:50.489		
17	8	TC2 Pasquale DI SABATINO	ITA	BMW E90 320 TC	1:50.520		

QUALIFICATION MAXIMA (107%) 1:51.091

For Media Information Purposes - No Regulatory Value.
Cars 2, 10, 27 Did not participate

Moulay El Hassan
Circuit Length: 4.545 km / 2.824 miles
Start: 14:55 End: 15:08

Weather/Track: Sun 34°C / Dry 41°C
Cars 2, 10, 27 Did not participate

Race Director:	Steward:	Timekeeper:	Issued at:
----------------	----------	-------------	------------

FIA WORLD TOURING CAR CHAMPIONSHIP COMBINED QUALIFYING RESULT

NO	CL	DRIVER	NAT	CAR	QUALIFYING 1	QUALIFYING 2	QUALIFYING 3
1	37	TC1 Jose LOPEZ	ARG	Citroen C-Elysee WTCC	1:44.522	1:43.710	1:43.730
2	9	TC1 Sebastien LOEB	FRA	Citroen C-Elysee WTCC	1:44.219	1:43.706	1:43.845
3	3	TC1 Tom CHILTON	GBR	Chevrolet RML Cruze TC1	1:45.257	1:45.057	1:44.864
4	1	TC1 Yvan MULLER	FRA	Citroen C-Elysee WTCC	1:43.824	1:43.711	
5	98	TC1 Dusan BORKOVIC	SRB	Chevrolet RML Cruze TC1	1:46.062	1:45.017	
6	77	TC1 Rene MÜNNICH	DEU	Chevrolet RML Cruze TC1	1:47.099	1:45.541	
7	18	TC1 Tiago MONTEIRO	PRT	Honda Civic WTCC	1:46.429	1:45.891	
8	5	TC1 Norbert MICHELISZ	HUN	Honda Civic WTCC	1:46.292	1:46.165	
9	25	TC1 Mehdi BENNANI	MAR	Honda Civic WTCC	1:46.211	1:46.227	
10	4	TC1 Tom CORONEL	NLD	Chevrolet RML Cruze TC1	1:45.956	1:46.331	
11	11	TC1 James THOMPSON	GBR	Lada Granta 1.6T	1:46.662	1:46.433	
12	7	TC1 Hugo VALENTE	FRA	Chevrolet RML Cruze TC1	1:45.848	1:55.284	
13	12	TC1 Rob HUFF	GBR	Lada Granta 1.6T	1:47.512		
14	14	TC1 Mikhail KOZLOVSKIY	RUS	Lada Granta 1.6T	1:47.762		
15	6	TC2 Franz ENGSTLER	DEU	BMW E90 320 TC	1:49.250		
16	22	TC2 Peter FULIN	CZE	SEAT Leon WTCC	1:50.489		
17	8	TC2 Pasquale DI SABATINO	ITA	BMW E90 320 TC	1:50.520		

QUALIFICATION MAXIMA (107%) 1:51.091

Car 1 All Q3 Qualifying Times Cancelled Stewards Decision 5 Refers

Weather/Track: Sun 34°C / Dry 41°C

Moulay El Hassan

Circuit Length: 4.545 km / 2.824 miles


Start: 14:55 End: 15:08

Steward:	Steward:	Steward:
----------	----------	----------

FIA WORLD TOURING CAR CHAMPIONSHIP RACE 1 - PROVISIONAL STARTING GRID

ROW	Driver	Driver
10	19 10 MORBIDELLI	18 27 FILIPPI
9	17 8 DI SABATINO	16 22 FULIN
8	15 6 ENGSTLER	14 14 KOZLOVSKIY
7	13 12 HUFF	12 7 VALENTE
6	11 11 THOMPSON	10 4 CORONEL
5	9 25 BENNANI	8 5 MICHELISZ
4	7 18 MONTEIRO	6 77 MÜNNICH
3	5 98 BORKOVIC	4 1 MULLER
2	3 3 CHILTON	2 9 LOEB
1	1 37 LOPEZ	

POLE



Cars 27 & 10 allowed to start Stewards decision 6 & 7 refer

Moulay El Hassan
Circuit Length: 4.545 km / 2.824 miles

Race Director:	Steward:	Timekeeper:

FIA WORLD TOURING CAR CHAMPIONSHIP RACE 1 - FINAL STARTING GRID

ROW	Driver	Driver
9	17 27 FILIPPI	18 10 MORBIDELLI
8	15 6 ENGSTLER	16 8 DI SABATINO
7	13 12 HUFF	14 14 KOZLOVSKIY
6	11 11 THOMPSON	12 7 VALENTE
5	9 25 BENNANI	10 4 CORONEL
4	7 18 MONTEIRO	8 5 MICHELISZ
3	5 98 BORKOVIC	6 77 MÜNNICH
2	3 3 CHILTON	4 1 MULLER
1	1 37 LOPEZ	2 9 LOEB
	POLE	

Car 22 withdrawn

Cars 27 & 10 allowed to start Stewards decision 6 & 7 refers

Moulay El Hassan

Circuit Length: 4.545 km / 2.824 miles

Race Director:	Steward:	Timekeeper:

www.mstworld.com

Printed - 12:41 Sunday, 13 April 2014



Circuit Moulay El Hassan, Marrakech – 12 / 13 April 2014

www.fiawtcc.com

FIA WORLD TOURING CAR CHAMPIONSHIP RACE 1 - PROVISIONAL CLASSIFICATION

	NO	CL	DRIVER	NAT	CAR	TIME	LAPS	GAP	DIFF	KM/H	BEST	ON
	1	37	TC1 Jose LOPEZ	ARG	Citroen C-Elysee WTCC	24:40.950	14			154.67	1:43.873	6
	2	9	TC1 Sebastien LOEB	FRA	Citroen C-Elysee WTCC	24:41.663	14	0.713	0.713	154.60	1:43.777	6
	3	1	TC1 Yvan MULLER	FRA	Citroen C-Elysee WTCC	24:42.557	14	1.607	0.894	154.50	1:44.168	3
	4	3	TC1 Tom CHILTON	GBR	Chevrolet RML Cruze TC1	24:49.172	14	8.222	6.615	153.82	1:45.327	4
	5	98	TC1 Dusan BORKOVIC	SRB	Chevrolet RML Cruze TC1	24:52.799	14	11.849	3.627	153.44	1:45.331	7
	6	18	TC1 Tiago MONTEIRO	PRT	Honda Civic WTCC	25:01.445	14	20.495	8.646	152.56	1:46.086	12
	7	25	TC1 Mehdi BENNANI	MAR	Honda Civic WTCC	25:06.061	14	25.111	4.616	152.09	1:46.370	3
	8	7	TC1 Hugo VALENTE	FRA	Chevrolet RML Cruze TC1	25:10.903	14	29.953	4.842	151.60	1:46.179	6
	9	5	TC1 Norbert MICHELISZ	HUN	Honda Civic WTCC	25:25.533	14	44.583	14.630	150.15	1:46.358	4
	10	11	TC1 James THOMPSON	GBR	Lada Granta 1.6T	25:29.546	14	48.596	4.013	149.76	1:46.856	3
	11	14	TC1 Mikhail KOZLOVSKIY	RUS	Lada Granta 1.6T	25:44.823	14	1:03.873	15.277	148.28	1:48.484	5
	12	6	TC2 Franz ENGSTLER	DEU	BMW E90 320 TC	25:55.113	14	1:14.163	10.290	147.29	1:49.253	13
	13	8	TC2 Pasquale DI SABATINO	ITA	BMW E90 320 TC	26:18.488	14	1:37.538	23.375	145.11	1:51.052	5
	14	27	TC2 John FILIPPI	FRA	SEAT Leon WTCC	26:22.121	14	1:41.171	3.633	144.78	1:51.507	4
	15	10	TC1 Gianni MORBIDELLI	ITA	Chevrolet RML Cruze TC1	24:51.273	12	2 Laps		131.66	1:46.608	10

NOT CLASSIFIED

D.N.F.	77	TC1	Rene MÜNNICH	DEU	Chevrolet RML Cruze TC1	18:22.280	9	5 Laps		133.59	1:47.100	4
D.N.F.	4	TC1	Tom CORONEL	NLD	Chevrolet RML Cruze TC1	12:44.755	7	7 Laps		149.76	1:46.989	4
D.N.F.	12	TC1	Rob HUFF	GBR	Lada Granta 1.6T	7:22.086	4	10 Laps		148.04	1:47.070	3

FASTEST LAP

	9	TC1	Sebastien LOEB	FRA	Citroen C-Elysee WTCC	1:43.777	6			157.665 km/h	97.968 mph
	6	TC2	Franz ENGSTLER	DEU	BMW E90 320 TC	1:49.253	13			149.762 km/h	93.058 mph

Subject to Technical Scrutineering For Media Information Purposes - No Regulatory Value.

Moulay El Hassan

Circuit Length: 4.545 km / 2.824 miles

Weather/Track: Sun 32°C / Dry 38°C

Start: 16:18 Flag: 16:43

Race Director	Steward:	Timekeeper	Posted at:
---------------	----------	------------	------------

www.mstworld.com

Printed -



Circuit Moulay El Hassan, Marrakech – 12 / 13 April 2014

www.fiawtcc.com

FIA WORLD TOURING CAR CHAMPIONSHIP RACE 1 RESULT

	NO	CL	DRIVER	NAT	CAR	TIME	LAPS	GAP	DIFF	KM/H	BEST	ON
	1	37	TC1 Jose LOPEZ	ARG	Citroen C-Elysee WTCC	24:40.950	14			154.67	1:43.873	6
	2	9	TC1 Sebastien LOEB	FRA	Citroen C-Elysee WTCC	24:41.663	14	0.713	0.713	154.60	1:43.777	6
	3	1	TC1 Yvan MULLER	FRA	Citroen C-Elysee WTCC	24:42.557	14	1.607	0.894	154.50	1:44.168	3
	4	3	TC1 Tom CHILTON	GBR	Chevrolet RML Cruze TC1	24:49.172	14	8.222	6.615	153.82	1:45.327	4
	5	18	TC1 Tiago MONTEIRO	PRT	Honda Civic WTCC	25:01.445	14	20.495	12.273	152.56	1:46.086	12
	6	98	TC1 Dusan BORKOVIC *	SRB	Chevrolet RML Cruze TC1	25:02.799	14	21.849	1.354	152.42	1:45.331	7
	7	25	TC1 Mehdi BENNANI	MAR	Honda Civic WTCC	25:06.061	14	25.111	3.262	152.09	1:46.370	3
	8	7	TC1 Hugo VALENTE	FRA	Chevrolet RML Cruze TC1	25:10.903	14	29.953	4.842	151.60	1:46.179	6
	9	5	TC1 Norbert MICHELISZ	HUN	Honda Civic WTCC	25:25.533	14	44.583	14.630	150.15	1:46.358	4
	10	11	TC1 James THOMPSON	GBR	Lada Granta 1.6T	25:29.546	14	48.596	4.013	149.76	1:46.856	3
	11	14	TC1 Mikhail KOZLOVSKIY	RUS	Lada Granta 1.6T	25:44.823	14	1:03.873	15.277	148.28	1:48.484	5
	12	6	TC2 Franz ENGSTLER	DEU	BMW E90 320 TC	25:55.113	14	1:14.163	10.290	147.29	1:49.253	13
	13	8	TC2 Pasquale DI SABATINO	ITA	BMW E90 320 TC	26:18.488	14	1:37.538	23.375	145.11	1:51.052	5
	14	27	TC2 John FILIPPI	FRA	SEAT Leon WTCC	26:22.121	14	1:41.171	3.633	144.78	1:51.507	4
	15	10	TC1 Gianni MORBIDELLI	ITA	Chevrolet RML Cruze TC1	24:51.273	12	2 Laps		131.66	1:46.608	10

NOT CLASSIFIED

D.N.F.	77	TC1	Rene MÜNNICH *	DEU	Chevrolet RML Cruze TC1	18:52.280	9	5 Laps		130.05	1:47.100	4
D.N.F.	4	TC1	Tom CORONEL	NLD	Chevrolet RML Cruze TC1	12:44.755	7	7 Laps		149.76	1:46.989	4
D.N.F.	12	TC1	Rob HUFF	GBR	Lada Granta 1.6T	7:22.086	4	10 Laps		148.04	1:47.070	3

FASTEST LAP

	9	TC1	Sebastien LOEB	FRA	Citroen C-Elysee WTCC	1:43.777	6			157.665 km/h	97.968 mph
	6	TC2	Franz ENGSTLER	DEU	BMW E90 320 TC	1:49.253	13			149.762 km/h	93.058 mph

Car 98 - 10 second penalty applied Stewards decision 13 refers
 Car 77 - 30 second penalty, applied Stewards decision 11 refers
 Weather/Track: Sun 32°C / Dry 38°C

Moulay El Hassan
 Circuit Length: 4.545 km / 2.824 miles
 Start: 16:18 Flag: 16:43

Steward	Steward:	Steward
---------	----------	---------

FIA WORLD TOURING CAR CHAMPIONSHIP

RACE 1 - SECTOR ANALYSIS

1 Yvan MULLER (FRA)							Citroen C-Elysee WTCC							TC1	
LAP	SECTOR 1		SECTOR 2		SECTOR 3		TOTAL LAP	LAP	SECTOR 1		SECTOR 2		SECTOR 3		TOTAL LAP
1	39.943	235.3	32.236	-	39.951	167.8	1:52.129	8	33.289	241.0	32.566	-	40.583	167.0	1:46.438
2	32.783	242.1	32.403	-	39.649	167.0	1:44.835	9	33.252	239.4	32.478	-	40.665	167.4	1:46.395
3	32.901	244.3	31.953	-	39.314	167.4	1:44.168	10	33.290	227.4	32.933	-	41.096	166.6	1:47.319
4	32.822	245.9	31.878	-	39.520	167.0	1:44.220	11	33.338	234.8	33.123	189.4	40.594	167.0	1:47.055
5	32.870	244.3	31.879	-	39.475	166.6	1:44.224	12	33.236	243.2	32.447	-	40.174	167.4	1:45.857
6	32.815	244.8	32.088	-	39.307	167.4	1:44.210	13	33.029	240.5	32.583	-	39.845	167.0	1:45.457
7	33.187	243.7	32.242	-	40.062	166.6	1:45.491	14	32.956	236.3	32.278	-	39.525	166.6	1:44.759
IDEAL LAP TIME: 1:43.968							FASTEST LAP: 1:44.168							DIFFERENCE: +0.200	

3 Tom CHILTON (GBR)							Chevrolet RML Cruze TC1							TC1	
LAP	SECTOR 1		SECTOR 2		SECTOR 3		TOTAL LAP	LAP	SECTOR 1		SECTOR 2		SECTOR 3		TOTAL LAP
1	40.757	239.4	32.928	207.4	39.623	165.8	1:53.307	8	33.210	238.9	32.766	203.9	39.885	165.8	1:45.861
2	33.398	238.9	32.451	211.7	39.484	165.1	1:45.333	9	33.205	240.0	32.753	207.4	39.935	165.8	1:45.893
3	33.182	240.5	32.540	212.3	39.725	165.1	1:45.447	10	33.323	240.5	32.722	210.5	39.660	165.8	1:45.705
4	33.259	240.0	32.493	213.0	39.575	165.5	1:45.327	11	33.192	243.2	32.716	209.9	39.626	165.8	1:45.534
5	33.237	239.4	32.407	214.2	40.031	165.1	1:45.675	12	33.244	242.1	32.809	206.8	39.851	165.8	1:45.904
6	33.481	240.0	32.645	202.8	39.679	165.8	1:45.805	13	33.355	240.0	32.800	207.4	39.850	164.7	1:46.005
7	33.425	238.9	33.701	205.7	39.796	165.5	1:46.922	14	33.362	238.4	32.948	197.2	40.144	165.5	1:46.454
IDEAL LAP TIME: 1:45.073							FASTEST LAP: 1:45.327							DIFFERENCE: +0.254	

4 Tom CORONEL (NLD)							Chevrolet RML Cruze TC1							TC1	
LAP	SECTOR 1		SECTOR 2		SECTOR 3		TOTAL LAP	LAP	SECTOR 1		SECTOR 2		SECTOR 3		TOTAL LAP
1	43.553	227.9	34.028	196.7	41.922	162.5	1:59.502	5	33.518	240.0	33.468	204.5	40.891	162.8	1:47.877
2	33.825	221.4	33.231	202.2	40.577	164.0	1:47.633	6	33.416	235.8	33.229	195.1	40.738	163.2	1:47.383
3	33.332	229.8	33.139	201.1	40.646	164.0	1:47.117	7	33.545	219.1	33.589	191.4	41.120	162.5	1:48.254
4	33.503	243.7	32.838	203.9	40.648	164.0	1:46.989								
IDEAL LAP TIME: 1:46.747							FASTEST LAP: 1:46.989							DIFFERENCE: +0.242	

5 Norbert MICHELISZ (HUN)							Honda Civic WTCC							TC1	
LAP	SECTOR 1		SECTOR 2		SECTOR 3		TOTAL LAP	LAP	SECTOR 1		SECTOR 2		SECTOR 3		TOTAL LAP
1	42.123	235.3	33.841	198.8	40.657	163.2	1:56.620	8	33.516	235.8	33.029	214.2	40.162	162.8	1:46.707
2	33.484	236.3	33.205	227.8	40.626	162.8	1:47.315	9	33.562	234.3	33.022	214.2	40.174	163.6	1:46.758
3	33.515	237.3	32.791	217.5	40.137	163.6	1:46.443	10	33.485	236.8	33.062	212.3	40.377	162.8	1:46.924
4	33.502	238.4	32.715	218.8	40.141	162.8	1:46.358	11	33.486	237.3	32.838	214.9	40.079	162.8	1:46.403
5	33.943	238.9	33.368	216.8	40.312	162.5	1:47.623	12	33.545	238.4	33.051	216.8	40.102	163.2	1:46.698
6	33.494	235.3	32.886	214.9	40.140	163.6	1:46.520	13	33.645	236.3	36.741	174.7	45.391	160.7	1:55.777
7	33.551	237.3	32.904	206.8	40.394	163.6	1:46.849	14	35.644	211.9	36.684	177.7	46.210	156.8	1:58.538
IDEAL LAP TIME: 1:46.278							FASTEST LAP: 1:46.358							DIFFERENCE: +0.080	



FIA WORLD TOURING CAR CHAMPIONSHIP

RACE 1 - SECTOR ANALYSIS

6 Franz ENGSTLER (DEU)								BMW E90 320 TC					TC2		
LAP	SECTOR 1		SECTOR 2		SECTOR 3		TOTAL LAP	LAP	SECTOR 1		SECTOR 2		SECTOR 3		TOTAL LAP
1	45.693	206.6	35.360	192.5	41.671	154.8	2:02.723	8	34.979	203.9	35.365	184.6	41.493	155.8	1:51.837
2	34.743	229.3	34.343	197.8	41.348	155.1	1:50.434	9	34.818	226.9	34.212	187.9	41.183	156.5	1:50.213
3	34.729	228.8	33.978	194.5	40.920	156.1	1:49.627	10	34.787	227.4	34.212	192.0	40.844	155.8	1:49.843
4	34.893	220.5	34.715	196.7	41.481	155.5	1:51.089	11	34.732	226.5	34.374	197.2	40.934	156.1	1:50.040
5	34.746	226.0	34.163	194.5	40.959	155.5	1:49.868	12	34.632	226.9	34.302	202.2	40.792	155.5	1:49.726
6	34.764	227.9	34.066	197.8	41.644	155.8	1:50.474	13	34.674	226.9	34.078	203.9	40.501	156.1	1:49.253
7	34.808	223.7	34.289	187.0	41.205	156.1	1:50.302	14	34.629	227.4	34.191	195.1	40.864	156.5	1:49.684
IDEAL LAP TIME: 1:49.108								FASTEST LAP: 1:49.253					DIFFERENCE: +0.145		

7 Hugo VALENTE (FRA)								Chevrolet RML Cruze TC1					TC1		
LAP	SECTOR 1		SECTOR 2		SECTOR 3		TOTAL LAP	LAP	SECTOR 1		SECTOR 2		SECTOR 3		TOTAL LAP
1	43.027	243.2	33.508	185.5	42.258	164.7	1:58.792	8	33.254	218.7	33.103	196.1	40.330	165.1	1:46.687
2	33.385	241.0	33.018	205.1	40.491	164.7	1:46.894	9	33.487	236.8	32.976	190.4	40.274	166.2	1:46.737
3	33.138	228.4	33.010	201.6	40.220	165.5	1:46.368	10	33.381	228.8	32.889	196.1	40.612	165.8	1:46.882
4	33.205	235.8	33.058	201.1	40.506	165.1	1:46.769	11	33.410	226.0	33.108	197.2	40.191	166.2	1:46.709
5	33.553	235.3	32.862	200.5	40.849	165.8	1:47.264	12	33.393	225.5	33.318	192.0	40.409	165.5	1:47.120
6	33.226	239.4	32.789	194.0	40.164	165.1	1:46.179	13	33.385	226.9	33.350	196.1	41.156	165.5	1:47.891
7	33.367	236.3	32.814	196.7	40.240	166.2	1:46.421	14	33.609	211.9	34.132	182.7	42.449	137.1	1:50.190
IDEAL LAP TIME: 1:46.091								FASTEST LAP: 1:46.179					DIFFERENCE: +0.088		

8 Pasquale DI SABATINO (ITA)								BMW E90 320 TC					TC2		
LAP	SECTOR 1		SECTOR 2		SECTOR 3		TOTAL LAP	LAP	SECTOR 1		SECTOR 2		SECTOR 3		TOTAL LAP
1	47.237	218.7	35.251	180.9	42.782	155.5	2:05.269	8	35.061	227.9	34.514	197.2	42.025	155.8	1:51.600
2	35.146	228.8	34.543	193.5	42.281	155.8	1:51.970	9	35.207	227.4	34.651	196.1	41.839	155.5	1:51.697
3	35.079	226.0	34.493	186.0	42.194	155.5	1:51.766	10	35.238	226.5	34.710	195.1	41.770	155.5	1:51.718
4	35.579	227.9	34.712	184.1	42.232	154.8	1:52.523	11	35.139	227.4	34.701	191.4	41.590	155.8	1:51.430
5	35.013	227.4	34.347	195.6	41.692	155.5	1:51.052	12	35.223	226.5	34.534	195.1	41.573	155.5	1:51.330
6	35.103	227.4	34.496	194.5	41.652	156.1	1:51.251	13	35.585	226.5	34.795	193.5	42.131	155.1	1:52.511
7	35.009	227.4	34.597	195.6	42.019	155.5	1:51.625	14	35.338	226.5	35.135	190.9	42.273	154.5	1:52.746
IDEAL LAP TIME: 1:50.929								FASTEST LAP: 1:51.052					DIFFERENCE: +0.123		

9 Sebastien LOEB (FRA)								Citroen C-Elysee WTCC					TC1		
LAP	SECTOR 1		SECTOR 2		SECTOR 3		TOTAL LAP	LAP	SECTOR 1		SECTOR 2		SECTOR 3		TOTAL LAP
1	39.460	243.2	32.514	205.1	39.640	167.0	1:51.613	8	33.337	234.3	32.697	-	40.702	167.4	1:46.736
2	33.042	244.3	32.104	-	39.602	167.0	1:44.748	9	33.197	242.1	32.791	-	40.411	167.8	1:46.399
3	32.952	242.1	31.754	-	39.534	167.8	1:44.240	10	33.378	235.3	32.836	-	41.221	167.0	1:47.435
4	32.902	244.3	32.068	210.5	39.008	167.4	1:43.978	11	33.459	239.4	32.659	-	40.939	167.8	1:47.057
5	32.885	244.3	32.542	208.0	38.868	166.6	1:44.295	12	33.293	238.9	32.334	-	39.709	167.8	1:45.336
6	32.902	242.6	31.589	-	39.286	167.4	1:43.777	13	33.161	229.8	32.526	-	39.803	167.4	1:45.490
7	32.994	242.6	32.163	-	40.491	166.6	1:45.648	14	33.037	242.6	32.102	-	39.772	167.0	1:44.911
IDEAL LAP TIME: 1:43.342								FASTEST LAP: 1:43.777					DIFFERENCE: +0.435		



FIA WORLD TOURING CAR CHAMPIONSHIP

RACE 1 - SECTOR ANALYSIS

10 Gianni MORBIDELLI (ITA)									Chevrolet RML Cruze TC1						TC1			
LAP	SECTOR 1		SECTOR 2		SECTOR 3		TOTAL LAP		LAP	SECTOR 1		SECTOR 2		SECTOR 3		TOTAL LAP		
1	45.467	219.6	34.134	192.0	41.369	163.6	2:00.969		7	33.688	235.3	33.491	189.9	41.571	164.0	1:48.750		
2	33.905	218.3	34.405	197.2	40.828	162.1	1:49.138		8	43.611	133.7	41.329	139.2	IN	-	4:38.247 Pit		
3	33.589	216.5	34.119	197.2	41.318	164.0	1:49.026		9	OUT	217.4	33.498	186.5	40.483	164.7	1:56.400		
4	33.407	237.9	33.704	194.5	41.683	163.2	1:48.794		10	33.323	240.0	33.009	196.1	40.276	165.1	1:46.608		
5	33.324	232.8	33.842	193.0	41.572	163.2	1:48.738		11	35.023	228.4	33.356	199.4	40.201	164.3	1:48.580		
6	33.469	236.3	34.559	184.6	41.053	162.8	1:49.081		12	33.447	227.4	33.262	195.6	40.233	164.3	1:46.942		
IDEAL LAP TIME: 1:46.533									FASTEST LAP: 1:46.608						DIFFERENCE: +0.075			

11 James THOMPSON (GBR)									Lada Granta 1.6T						TC1			
LAP	SECTOR 1		SECTOR 2		SECTOR 3		TOTAL LAP		LAP	SECTOR 1		SECTOR 2		SECTOR 3		TOTAL LAP		
1	43.787	233.3	34.092	201.1	41.482	162.8	1:59.360		8	34.056	234.3	33.609	190.4	41.089	161.7	1:48.754		
2	33.708	238.9	32.937	200.5	40.601	161.4	1:47.246		9	34.028	216.5	34.039	184.6	41.066	162.1	1:49.133		
3	33.584	238.4	32.953	201.1	40.319	161.7	1:46.856		10	34.328	209.4	34.238	180.9	41.518	161.7	1:50.084		
4	33.741	236.3	32.916	199.4	40.664	161.0	1:47.321		11	34.236	231.8	33.808	184.1	41.430	162.1	1:49.474		
5	33.788	236.3	33.298	200.0	40.409	160.7	1:47.495		12	34.161	220.9	33.986	188.4	41.073	162.5	1:49.220		
6	33.787	234.8	33.291	194.0	40.523	161.4	1:47.601		13	34.063	217.0	33.847	185.5	41.050	161.7	1:48.960		
7	33.888	231.8	33.502	187.5	40.775	161.4	1:48.165		14	34.189	211.1	34.639	184.6	41.049	161.4	1:49.877		
IDEAL LAP TIME: 1:46.819									FASTEST LAP: 1:46.856						DIFFERENCE: +0.037			

12 Rob HUFF (GBR)									Lada Granta 1.6T						TC1			
LAP	SECTOR 1		SECTOR 2		SECTOR 3		TOTAL LAP		LAP	SECTOR 1		SECTOR 2		SECTOR 3		TOTAL LAP		
1	44.177	239.4	33.959	191.4	41.800	162.1	1:59.935		3	33.686	241.6	32.946	205.1	40.438	162.5	1:47.070		
2	33.905	240.0	33.092	204.5	40.574	161.4	1:47.571		4	33.791	238.4	33.010	202.8	40.709	161.4	1:47.510		
IDEAL LAP TIME: 1:47.070									FASTEST LAP: 1:47.070						DIFFERENCE: 0.000			

14 Mikhail KOZLOVSKIY (RUS)									Lada Granta 1.6T						TC1			
LAP	SECTOR 1		SECTOR 2		SECTOR 3		TOTAL LAP		LAP	SECTOR 1		SECTOR 2		SECTOR 3		TOTAL LAP		
1	44.478	228.8	34.071	193.5	41.612	162.8	2:00.160		8	34.016	233.8	33.995	188.9	41.051	162.8	1:49.062		
2	34.246	240.0	34.283	201.1	40.532	162.8	1:49.061		9	34.089	235.3	34.102	186.0	41.052	162.8	1:49.243		
3	34.265	234.8	33.796	196.1	40.998	163.6	1:49.059		10	34.717	221.8	33.933	188.4	41.520	162.5	1:50.170		
4	33.812	227.9	33.743	194.0	41.311	163.2	1:48.866		11	34.192	229.8	34.459	186.0	41.622	162.5	1:50.273		
5	33.669	229.3	33.634	191.4	41.181	162.8	1:48.484		12	34.369	234.8	34.405	187.9	41.482	162.5	1:50.256		
6	33.965	234.8	34.712	192.0	41.818	163.2	1:50.495		13	34.276	212.3	34.196	194.5	40.908	162.1	1:49.380		
7	34.187	232.3	34.202	180.4	41.339	162.8	1:49.728		14	34.088	211.9	34.382	185.0	42.116	161.7	1:50.586		
IDEAL LAP TIME: 1:47.835									FASTEST LAP: 1:48.484						DIFFERENCE: +0.649			



FIA WORLD TOURING CAR CHAMPIONSHIP

RACE 1 - SECTOR ANALYSIS

18 Tiago MONTEIRO (PRT)									Honda Civic WTCC						TC1
LAP	SECTOR 1		SECTOR 2		SECTOR 3		TOTAL LAP	LAP	SECTOR 1		SECTOR 2		SECTOR 3		TOTAL LAP
1	41.326	235.3	33.407	193.0	40.216	162.8	1:54.948	8	33.618	235.3	32.802	211.7	39.934	161.4	1:46.354
2	33.493	234.8	32.775	202.8	40.194	161.7	1:46.462	9	33.550	235.3	32.857	222.9	40.265	162.5	1:46.672
3	33.728	236.8	33.077	203.9	40.214	162.5	1:47.019	10	33.550	235.3	32.838	219.5	40.160	162.1	1:46.548
4	33.559	230.3	32.688	222.2	41.799	158.5	1:48.046	11	33.665	235.3	32.961	217.5	39.780	162.1	1:46.406
5	33.944	234.3	33.340	216.2	39.766	161.7	1:47.050	12	33.535	235.3	32.843	217.5	39.708	162.5	1:46.086
6	33.613	231.3	32.884	211.1	39.910	162.1	1:46.407	13	33.615	238.9	32.901	213.6	39.713	162.1	1:46.229
7	33.583	232.8	32.734	220.8	40.066	161.7	1:46.383	14	33.649	233.3	33.118	202.8	40.068	161.7	1:46.835
IDEAL LAP TIME: 1:45.889									FASTEST LAP: 1:46.086						DIFFERENCE: +0.197

25 Mehdi BENNANI (MAR)									Honda Civic WTCC						TC1
LAP	SECTOR 1		SECTOR 2		SECTOR 3		TOTAL LAP	LAP	SECTOR 1		SECTOR 2		SECTOR 3		TOTAL LAP
1	42.669	237.9	33.551	195.1	42.188	163.6	1:58.407	8	33.449	235.3	32.890	205.1	40.378	163.6	1:46.717
2	33.394	237.3	32.905	214.9	40.330	163.6	1:46.629	9	33.556	240.5	32.884	206.3	40.211	164.3	1:46.651
3	33.509	240.0	32.739	211.7	40.122	164.3	1:46.370	10	33.449	240.0	33.018	209.9	40.535	163.6	1:47.002
4	33.466	239.4	32.663	206.3	40.594	164.0	1:46.723	11	33.521	241.0	32.748	206.3	40.150	164.3	1:46.419
5	33.477	240.5	32.798	206.3	40.607	163.2	1:46.882	12	33.333	240.0	33.121	212.3	40.184	164.0	1:46.638
6	33.403	239.4	32.761	207.4	40.259	164.0	1:46.423	13	33.455	238.4	33.449	213.0	40.810	162.1	1:47.714
7	33.262	240.0	32.946	202.8	40.597	164.3	1:46.805	14	33.498	237.3	32.775	209.3	40.408	158.9	1:46.681
IDEAL LAP TIME: 1:46.047									FASTEST LAP: 1:46.370						DIFFERENCE: +0.323

27 John FILIPPI (FRA)									SEAT Leon WTCC						TC2
LAP	SECTOR 1		SECTOR 2		SECTOR 3		TOTAL LAP	LAP	SECTOR 1		SECTOR 2		SECTOR 3		TOTAL LAP
1	47.937	201.7	35.698	189.9	42.604	157.2	2:06.238	8	34.963	201.7	35.136	181.3	42.070	156.8	1:52.169
2	34.748	205.9	35.120	184.1	42.286	156.1	1:52.154	9	34.857	210.2	34.507	181.8	42.147	156.5	1:51.511
3	35.264	229.8	35.055	187.5	42.685	157.2	1:53.004	10	34.779	223.7	34.881	171.4	42.107	156.8	1:51.767
4	34.716	214.0	34.656	185.0	42.135	156.8	1:51.507	11	34.916	222.3	35.075	177.3	41.829	156.8	1:51.820
5	34.583	232.8	34.886	181.3	42.239	156.5	1:51.708	12	34.929	221.8	35.063	174.7	41.957	156.8	1:51.949
6	34.837	206.6	34.850	180.4	42.000	156.8	1:51.687	13	35.101	215.7	35.022	186.5	42.293	157.2	1:52.416
7	34.749	211.1	35.159	169.0	42.450	157.5	1:52.358	14	34.910	216.1	34.782	173.9	42.141	156.8	1:51.833
IDEAL LAP TIME: 1:50.919									FASTEST LAP: 1:51.507						DIFFERENCE: +0.588

37 Jose LOPEZ (ARG)									Citroen C-Elysee WTCC						TC1
LAP	SECTOR 1		SECTOR 2		SECTOR 3		TOTAL LAP	LAP	SECTOR 1		SECTOR 2		SECTOR 3		TOTAL LAP
1	38.954	241.6	32.185	-	39.944	167.4	1:51.082	8	33.346	230.8	32.793	-	40.748	167.0	1:46.887
2	33.185	242.1	31.979	-	39.567	167.0	1:44.731	9	33.249	238.9	32.639	-	40.461	167.0	1:46.349
3	32.974	240.5	31.789	-	39.361	167.0	1:44.124	10	33.435	240.5	32.722	-	41.421	166.2	1:47.578
4	32.830	241.6	31.827	-	39.230	166.6	1:43.887	11	33.349	234.8	32.833	-	40.779	166.6	1:46.961
5	32.947	241.6	31.759	-	39.485	167.0	1:44.191	12	32.987	242.6	31.992	-	40.001	167.4	1:44.980
6	32.796	241.6	31.963	-	39.114	167.4	1:43.873	13	33.776	227.4	32.272	-	39.852	167.0	1:45.900
7	32.782	239.4	32.352	-	40.511	167.0	1:45.645	14	32.992	242.1	31.838	-	39.932	166.6	1:44.762
IDEAL LAP TIME: 1:43.655									FASTEST LAP: 1:43.873						DIFFERENCE: +0.218



FIA WORLD TOURING CAR CHAMPIONSHIP

RACE 1 - SECTOR ANALYSIS

77 Rene MÜNNICH (DEU)									Chevrolet RML Cruze TC1						TC1	
LAP	SECTOR 1		SECTOR 2		SECTOR 3		TOTAL LAP		LAP	SECTOR 1		SECTOR 2		SECTOR 3		TOTAL LAP
1	OUT	212.3	34.359	198.3	IN	-	2:17.000	Pit	6	34.106	225.0	34.307	176.0	41.807	164.7	1:50.220
2	OUT	227.4	33.607	172.2	IN	-	3:20.441	Pit	7	33.778	240.0	33.794	177.7	41.263	165.1	1:48.835
3	OUT	239.4	33.291	206.3	40.912	164.3	1:54.270		8	33.778	245.9	34.282	180.9	41.374	164.7	1:49.434
4		33.275	245.9	32.803	206.3	41.022	163.6	1:47.100	9	33.824	236.3	33.043	203.9	40.504	164.3	1:47.371
5		33.334	243.7	33.459	188.9	40.816	163.6	1:47.609								
IDEAL LAP TIME: 1:46.582									FASTEST LAP: 1:47.100						DIFFERENCE: +0.518	

98 Dusan BORKOVIC (SRB)									Chevrolet RML Cruze TC1						TC1	
LAP	SECTOR 1		SECTOR 2		SECTOR 3		TOTAL LAP		LAP	SECTOR 1		SECTOR 2		SECTOR 3		TOTAL LAP
1	41.457	231.3	33.587	193.0	40.615	165.8	1:55.658		8	33.026	241.6	32.419	199.4	39.960	165.8	1:45.405
2	33.011	234.3	32.650	205.1	40.616	165.5	1:46.277		9	33.184	242.1	32.811	196.1	40.031	166.6	1:46.026
3	33.246	239.4	33.228	186.5	40.655	165.5	1:47.129		10	33.041	242.6	32.819	201.6	39.972	166.2	1:45.832
4	33.106	239.4	32.764	200.0	40.308	165.1	1:46.178		11	33.226	241.6	32.430	200.5	39.857	166.2	1:45.513
5	33.088	-	32.571	201.1	40.187	165.8	1:45.846		12	33.146	242.1	32.538	205.7	39.902	166.6	1:45.586
6	33.151	241.6	32.732	202.8	40.108	165.8	1:45.991		13	33.163	241.6	32.704	205.1	39.947	165.8	1:45.814
7	33.051	242.1	32.453	208.0	39.827	166.2	1:45.331		14	33.067	295.4	32.921	206.3	40.225	166.2	1:46.213
IDEAL LAP TIME: 1:45.257									FASTEST LAP: 1:45.331						DIFFERENCE: +0.074	



FIA WORLD TOURING CAR CHAMPIONSHIP

RACE 1 - BEST SECTOR TIMES

	SECTOR 1			SECTOR 2			SECTOR 3			IDEAL/BEST LAP COMPARISON					
	NO	TIME	LAP	NO	TIME	LAP	NO	TIME	LAP	NO	NAME	IDEAL	BEST	LAP	DIFF
1	37	32.782	7	9	31.589	6	9	38.868	5	9	LOEB	1:43.342	1:43.777		+0.435
2	1	32.783	2	37	31.759	5	37	39.114	6	37	LOPEZ	1:43.655	1:43.873		+0.218
3	9	32.885	5	1	31.878	4	1	39.307	6	1	MULLER	1:43.968	1:44.168		+0.200
4	98	33.011	2	3	32.407	5	3	39.484	2	3	CHILTON	1:45.073	1:45.327		+0.254
5	7	33.138	3	98	32.419	8	18	39.708	12	98	BORKOVIC	1:45.257	1:45.331		+0.074
6	3	33.182	3	25	32.663	4	98	39.827	7	18	MONTEIRO	1:45.889	1:46.086		+0.197
7	25	33.262	7	18	32.688	4	5	40.079	11	25	BENNANI	1:46.047	1:46.370		+0.323
8	77	33.275	4	5	32.715	4	25	40.122	3	7	VALENTE	1:46.091	1:46.179		+0.088
9	10	33.323	10	7	32.789	6	7	40.164	6	5	MICHELISZ	1:46.278	1:46.358		+0.080
10	4	33.332	2	77	32.803	4	10	40.201	11	10	MORBIDELLI	1:46.533	1:46.608		+0.075
11	5	33.484	2	4	32.838	4	11	40.319	3	77	MÜNNICH	1:46.582	1:47.100		+0.518
12	18	33.493	2	11	32.916	4	12	40.438	3	4	CORONEL	1:46.747	1:46.989		+0.242
13	11	33.584	3	12	32.946	3	6	40.501	13	11	THOMPSON	1:46.819	1:46.856		+0.037
14	14	33.669	5	10	33.009	10	77	40.504	9	12	HUFF	1:47.070	1:47.070		0.000
15	12	33.686	3	14	33.634	5	14	40.532	2	14	KOZLOVSKIY	1:47.835	1:48.484		+0.649
16	27	34.583	5	6	33.978	3	4	40.577	2	6	ENGSTLER	1:49.108	1:49.253		+0.145
17	6	34.629	14	8	34.347	5	8	41.573	12	27	FILIPPI	1:50.919	1:51.507		+0.588
18	8	35.009	3	27	34.507	9	27	41.829	11	8	DI SABATINO	1:50.929	1:51.052		+0.123

'Perfect Lap' - 1:43.239



Weather/Track: Sun 32°C / Dry 38°C
Printed - 15:55 Sunday, 13 April 2014



FIA WORLD TOURING CAR CHAMPIONSHIP

RACE 1 - BEST SECTOR SPEEDS

	INTERMEDIATE 1			INTERMEDIATE 2			FINISH LINE					
	NO	NAME	SPEED	LAP	NO	NAME	SPEED	LAP	NO	NAME	SPEED	LAP
1	77	MÜNNICH	246.0	8	5	MICHELISZ	227.8	2	9	LOEB	167.8	12
2	1	MULLER	246.0	4	18	MONTEIRO	222.9	9	1	MULLER	167.8	1
3	9	LOEB	244.3	5	25	BENNANI	214.9	2	37	LOPEZ	167.4	12
4	4	CORONEL	243.8	4	3	CHILTON	214.3	5	98	BORKOVIC	166.7	12
5	3	CHILTON	243.2	11	9	LOEB	210.5	4	7	VALENTE	166.3	11
6	7	VALENTE	243.2	1	98	BORKOVIC	208.1	7	3	CHILTON	165.9	12
7	37	LOPEZ	242.7	12	77	MÜNNICH	206.3	4	10	MORBIDELLI	165.1	10
8	98	BORKOVIC	242.7	10	12	HUFF	205.1	3	77	MÜNNICH	165.1	7
9	12	HUFF	241.6	3	7	VALENTE	205.1	2	25	BENNANI	164.4	11
10	25	BENNANI	241.1	11	4	CORONEL	204.5	5	4	CORONEL	164.0	4
11	10	MORBIDELLI	240.0	10	6	ENGSTLER	204.0	13	5	MICHELISZ	163.6	9
12	14	KOZLOVSKIY	240.0	2	11	THOMPSON	201.1	3	14	KOZLOVSKIY	163.6	3
13	18	MONTEIRO	238.9	13	14	KOZLOVSKIY	201.1	2	11	THOMPSON	162.9	1
14	5	MICHELISZ	238.9	5	10	MORBIDELLI	199.4	11	18	MONTEIRO	162.9	1
15	11	THOMPSON	238.9	2	8	DI SABATINO	197.3	8	12	HUFF	162.5	3
16	27	FILIPPI	232.8	5	27	FILIPPI	190.0	1	27	FILIPPI	157.6	7
17	6	ENGSTLER	229.4	2	1	MULLER	189.5	11	6	ENGSTLER	156.5	14
18	8	DI SABATINO	228.9	2					8	DI SABATINO	156.2	6



Cars 1, 9, 37 worked intermittently at S2
 Weather/Track: Sun 32°C / Dry 38°C
 Printed - 16:06 Sunday, 13 April 2014



FIA WORLD TOURING CAR CHAMPIONSHIP

RACE 1 - RACE HISTORY CHART

LAP 1			LAP 2			LAP 3			LAP 4			LAP 5		
NO	BEHIND	LAP TIME	NO	BEHIND	LAP TIME	NO	BEHIND	LAP TIME	NO	BEHIND	LAP TIME	NO	BEHIND	LAP TIME
37		1:51.082	37		1:44.731	37		1:44.124	37		1:43.887	37		1:44.191
9	0.531	1:51.613	9	0.548	1:44.748	9	0.664	1:44.240	9	0.755	1:43.978	9	0.859	1:44.295
1	1.047	1:52.129	1	1.151	1:44.835	1	1.195	1:44.168	1	1.528	1:44.220	1	1.561	1:44.224
3	2.225	1:53.307	3	2.827	1:45.333	3	4.150	1:45.447	3	5.590	1:45.327	3	7.074	1:45.675
18	3.866	1:54.948	18	5.597	1:46.462	18	8.492	1:47.019	98	11.418	1:46.178	98	13.073	1:45.846
98	4.576	1:55.658	98	6.122	1:46.277	98	9.127	1:47.129	18	12.651	1:48.046	18	15.510	1:47.050
5	5.538	1:56.620	5	8.122	1:47.315	5	10.441	1:46.443	5	12.912	1:46.358	5	16.344	1:47.623
25	7.325	1:58.407	25	9.223	1:46.629	25	11.469	1:46.370	25	14.305	1:46.723	25	16.996	1:46.882
7	7.710	1:58.792	7	9.873	1:46.894	7	12.117	1:46.368	7	14.999	1:46.769	7	18.072	1:47.264
11	8.278	1:59.360	11	10.793	1:47.246	11	13.525	1:46.856	11	16.959	1:47.321	11	20.263	1:47.495
4	8.420	1:59.502	4	11.322	1:47.633	4	14.315	1:47.117	4	17.417	1:46.989	4	21.103	1:47.877
12	8.853	1:59.935	12	11.693	1:47.571	12	14.639	1:47.070	12	18.262	1:47.510	14	27.615	1:48.484
14	9.078	2:00.160	14	13.408	1:49.061	77	1 Lap	3:20.441 P	14	23.322	1:48.866	10	28.650	1:48.738
10	9.887	2:00.969	10	14.294	1:49.138	14	18.343	1:49.059	10	24.103	1:48.794	77	1 Lap	1:47.100
6	11.641	2:02.723	6	17.344	1:50.434	10	19.196	1:49.026	77	1 Lap	1:54.270	6	35.726	1:49.868
8	14.187	2:05.269	8	21.426	1:51.970	6	22.847	1:49.627	6	30.049	1:51.089	8	44.565	1:51.052
27	15.156	2:06.238	27	22.579	1:52.154	8	29.068	1:51.766	8	37.704	1:52.523	27	46.596	1:51.708
77	25.918	2:17.000 P				27	31.459	1:53.004	27	39.079	1:51.507			



FIA WORLD TOURING CAR CHAMPIONSHIP

RACE 1 - RACE HISTORY CHART

LAP 6			LAP 7			LAP 8			LAP 9			LAP 10		
NO	BEHIND	LAP TIME	NO	BEHIND	LAP TIME	NO	BEHIND	LAP TIME	NO	BEHIND	LAP TIME	NO	BEHIND	LAP TIME
37		1:43.873	37		1:45.645	37		1:46.887	37		1:46.349	37		1:47.578
9	0.763	1:43.777	9	0.766	1:45.648	9	0.615	1:46.736	9	0.665	1:46.399	9	0.522	1:47.435
1	1.898	1:44.210	1	1.744	1:45.491	1	1.295	1:46.438	1	1.341	1:46.395	1	1.082	1:47.319
3	9.006	1:45.805	3	10.283	1:46.922	3	9.257	1:45.861	3	8.801	1:45.893	3	6.928	1:45.705
98	15.191	1:45.991	98	14.877	1:45.331	98	13.395	1:45.405	98	13.072	1:46.026	98	11.326	1:45.832
18	18.044	1:46.407	18	18.782	1:46.383	18	18.249	1:46.354	18	18.572	1:46.672	18	17.542	1:46.548
5	18.991	1:46.520	5	20.195	1:46.849	5	20.015	1:46.707	5	20.424	1:46.758	5	19.770	1:46.924
25	19.546	1:46.423	25	20.706	1:46.805	25	20.536	1:46.717	25	20.838	1:46.651	25	20.262	1:47.002
7	20.378	1:46.179	7	21.154	1:46.421	7	20.954	1:46.687	7	21.342	1:46.737	7	20.646	1:46.882
11	23.991	1:47.601	11	26.511	1:48.165	11	28.378	1:48.754	11	31.162	1:49.133	11	33.668	1:50.084
4	24.613	1:47.383	4	27.222	1:48.254	14	40.495	1:49.062	14	43.389	1:49.243	77	1 Lap	1:47.371
10	33.858	1:49.081	10	36.963	1:48.750	77	1 Lap	1:48.835	77	1 Lap	1:49.434	14	45.981	1:50.170
14	34.237	1:50.495	14	38.320	1:49.728	6	51.934	1:51.837	6	55.798	1:50.213	6	58.063	1:49.843
77	1 Lap	1:47.609	77	1 Lap	1:50.220	8	1:02.636	1:51.600	8	1:07.984	1:51.697	8	1:12.124	1:51.718
6	42.327	1:50.474	6	46.984	1:50.302	27	1:06.405	1:52.169	27	1:11.567	1:51.511	27	1:15.756	1:51.767
8	51.943	1:51.251	8	57.923	1:51.625				10	1 Lap	4:38.247 P			
27	54.410	1:51.687	27	1:01.123	1:52.358									



Weather/Track: Sun 32°C / Dry 38°C

Printed - 15:56 Sunday, 13 April 2014

Page 2 of 3

www.mstworld.com



Moulay El Hassan
Circuit Length: 4.545 km / 2.824 miles

FIA WORLD TOURING CAR CHAMPIONSHIP

RACE 1 - RACE HISTORY CHART

LAP 11			LAP 12			LAP 13			LAP 14		
NO	BEHIND	LAP TIME	NO	BEHIND	LAP TIME	NO	BEHIND	LAP TIME	NO	BEHIND	LAP TIME
37		1:46.961	37		1:44.980	37		1:45.900	37		1:44.762
9	0.618	1:47.057	9	0.974	1:45.336	9	0.564	1:45.490	9	0.713	1:44.911
1	1.176	1:47.055	1	2.053	1:45.857	1	1.610	1:45.457	1	1.607	1:44.759
10	2 Laps	1:56.400	10	2 Laps	1:46.608	3	6.530	1:46.005	3	8.222	1:46.454
3	5.501	1:45.534	3	6.425	1:45.904	10	2 Laps	1:48.580	10	2 Laps	1:46.942
98	9.878	1:45.513	98	10.484	1:45.586	98	10.398	1:45.814	98	11.849	1:46.213
18	16.987	1:46.406	18	18.093	1:46.086	18	18.422	1:46.229	18	20.495	1:46.835
5	19.212	1:46.403	5	20.930	1:46.698	25	23.192	1:47.714	25	25.111	1:46.681
25	19.720	1:46.419	25	21.378	1:46.638	7	24.525	1:47.891	7	29.953	1:50.190
7	20.394	1:46.709	7	22.534	1:47.120	5	30.807	1:55.777	5	44.583	1:58.538
11	36.181	1:49.474	11	40.421	1:49.220	11	43.481	1:48.960	11	48.596	1:49.877
14	49.293	1:50.273	14	54.569	1:50.256	14	58.049	1:49.380	14	1:03.873	1:50.586
6	1:01.142	1:50.040	6	1:05.888	1:49.726	6	1:09.241	1:49.253	6	1:14.163	1:49.684
8	1:16.593	1:51.430	8	1:22.943	1:51.330	8	1:29.554	1:52.511	8	1:37.538	1:52.746
27	1:20.615	1:51.820	27	1:27.584	1:51.949	27	1:34.100	1:52.416	27	1:41.171	1:51.833



FIA WORLD TOURING CAR CHAMPIONSHIP RACE 2 - PROVISIONAL STARTING GRID

ROW	Driver	Driver
9	17 27 FILIPPI	18 10 MORBIDELLI
8	15 6 ENGSTLER	16 8 DI SABATINO
7	13 12 HUFF	14 14 KOZLOVSKIY
6	11 11 THOMPSON	12 7 VALENTE
5	9 9 LOEB	10 37 LOPEZ
4	7 1 MULLER	8 3 CHILTON
3	5 77 MÜNNICH	6 98 BORKOVIC
2	3 5 MICHELISZ	4 18 MONTEIRO
1	1 4 CORONEL	2 25 BENNANI
	POLE	

Car 22 withdrawn

Cars 27 & 10 allowed to start Stewards decision 6 & 7 refer

Moulay El Hassan

Circuit Length: 4.545 km / 2.824 miles

Race Director:	Steward:	Timekeeper:

www.mstworld.com

Printed - 12:31 Sunday, 13 April 2014



Circuit Moulay El Hassan, Marrakech – 12 / 13 April 2014

www.fiawtcc.com

FIA WORLD TOURING CAR CHAMPIONSHIP RACE 2 - FINAL STARTING GRID

ROW	Driver	Driver
		18 12 HUFF
9	17 10 MORBIDELLI	16 27 FILIPPI
8	15 8 DI SABATINO	14 6 ENGSTLER
7	13 14 KOZLOVSKIY	12 7 VALENTE
6	11 11 THOMPSON	10 37 LOPEZ
5	9 9 LOEB	8 3 CHILTON
4	7 1 MULLER	6 98 BORKOVIC
3	5 77 MÜNNICH	4 18 MONTEIRO
2	3 5 MICHELISZ	2 25 BENNANI
1	1 4 CORONEL	
	POLE	

Car 12 to back of grid Stewards decision 9 refers

Moulay El Hassan
Circuit Length: 4.545 km / 2.824 miles

Race Director:	Steward:	Timekeeper:

FIA WORLD TOURING CAR CHAMPIONSHIP RACE 2 - PROVISIONAL CLASSIFICATION

NO	CL	DRIVER	NAT	CAR	TIME	LAPS	GAP	DIFF	KM/H	BEST	ON
1	9	TC1 Sebastien LOEB	FRA	Citroen C-Elysee WTCC	47:50.589	16			91.19	1:44.289	10
2	37	TC1 Jose LOPEZ	ARG	Citroen C-Elysee WTCC	47:54.910	16	4.321	4.321	91.06	1:43.704	10
3	7	TC1 Hugo VALENTE	FRA	Chevrolet RML Cruze TC1	47:58.187	16	7.598	3.277	90.95	1:45.581	11
4	3	TC1 Tom CHILTON	GBR	Chevrolet RML Cruze TC1	48:08.894	16	18.305	10.707	90.62	1:45.560	7
5	25	TC1 Mehdi BENNANI	MAR	Honda Civic WTCC	48:08.920	16	18.331	0.026	90.61	1:46.343	11
6	14	TC1 Mikhail KOZLOVSKIY	RUS	Lada Granta 1.6T	48:10.346	16	19.757	1.426	90.57	1:47.310	10
7	10	TC1 Gianni MORBIDELLI	ITA	Chevrolet RML Cruze TC1	48:13.706	16	23.117	3.360	90.46	1:47.058	11
8	6	TC2 Franz ENGSTLER	DEU	BMW E90 320 TC	48:29.546	16	38.957	15.840	89.97	1:49.621	10
9	27	TC2 John FILIPPI	FRA	SEAT Leon WTCC	48:39.200	16	48.611	9.654	89.67	1:50.852	11
10	8	TC2 Pasquale DI SABATINO	ITA	BMW E90 320 TC	48:41.142	16	50.553	1.942	89.61	1:50.970	14
11	18	TC1 Tiago MONTEIRO	PRT	Honda Civic WTCC	44:49.988	14	2 Laps		85.15	1:46.521	6

NOT CLASSIFIED

D.N.F.	98	TC1 Dusan BORKOVIC	SRB	Chevrolet RML Cruze TC1	31:04.002	7	9 Laps		61.44	1:46.062	6
D.N.F.	77	TC1 Rene MÜNNICH	DEU	Chevrolet RML Cruze TC1	25:39.387	4	12 Laps		42.51	2:21.821	4
D.N.F.	12	TC1 Rob HUFF	GBR	Lada Granta 1.6T	44:34.644	2	14 Laps		12.23		
D.N.F.	4	TC1 Tom CORONEL	NLD	Chevrolet RML Cruze TC1			16 Laps				
D.N.F.	1	TC1 Yvan MULLER	FRA	Citroen C-Elysee WTCC			16 Laps				

FASTEST LAP

37	TC1	Jose LOPEZ	ARG	Citroen C-Elysee WTCC	1:43.704	10			157.776 km/h	98.037 mph
6	TC2	Franz ENGSTLER	DEU	BMW E90 320 TC	1:49.621	10			149.260 km/h	92.746 mph

Subject to Technical Scrutineering. For Media Information Purposes - No Regulatory Value.

Cars 5 & 11 - DNS

Weather/Track: Sun 33°C / Dry 34°C

Moulay El Hassan

Circuit Length: 4.545 km / 2.824 miles

Start: 17:34 Flag: 18:22

Race Director	Steward:	Timekeeper	Posted at:
---------------	----------	------------	------------

www.mstworld.com

Printed -17:28 Sunday, 13 April 2014



Circuit Moulay El Hassan, Marrakech – 12 / 13 April 2014

www.fiawtcc.com

FIA WORLD TOURING CAR CHAMPIONSHIP RACE 2 RESULT

NO	CL	DRIVER	NAT	CAR	TIME	LAPS	GAP	DIFF	KM/H	BEST	ON
1	9	TC1 Sebastien LOEB	FRA	Citroen C-Elysee WTCC	47:50.589	16			91.19	1:44.289	10
2	37	TC1 Jose LOPEZ	ARG	Citroen C-Elysee WTCC	47:54.910	16	4.321	4.321	91.06	1:43.704	10
3	7	TC1 Hugo VALENTE	FRA	Chevrolet RML Cruze TC1	47:58.187	16	7.598	3.277	90.95	1:45.581	11
4	3	TC1 Tom CHILTON	GBR	Chevrolet RML Cruze TC1	48:08.894	16	18.305	10.707	90.62	1:45.560	7
5	14	TC1 Mikhail KOZLOVSKIY	RUS	Lada Granta 1.6T	48:10.346	16	19.757	1.452	90.57	1:47.310	10
6	10	TC1 Gianni MORBIDELLI	ITA	Chevrolet RML Cruze TC1	48:13.706	16	23.117	3.360	90.46	1:47.058	11
7	6	TC2 Franz ENGSTLER	DEU	BMW E90 320 TC	48:29.546	16	38.957	15.840	89.97	1:49.621	10
8	27	TC2 John FILIPPI	FRA	SEAT Leon WTCC	48:39.200	16	48.611	9.654	89.67	1:50.852	11
9	8	TC2 Pasquale DI SABATINO	ITA	BMW E90 320 TC	48:41.142	16	50.553	1.942	89.61	1:50.970	14
10	18	TC1 Tiago MONTEIRO	PRT	Honda Civic WTCC	44:49.988	14	2 Laps		85.15	1:46.521	6

NOT CLASSIFIED

D.N.F.	98	TC1 Dusan BORKOVIC	SRB	Chevrolet RML Cruze TC1	31:04.002	7	9 Laps		61.44	1:46.062	6
D.N.F.	77	TC1 Rene MÜNNICH	DEU	Chevrolet RML Cruze TC1	25:39.387	4	12 Laps		42.51	2:21.821	4
D.N.F.	12	TC1 Rob HUFF	GBR	Lada Granta 1.6T	44:34.644	2	14 Laps		12.23		
D.N.F.	4	TC1 Tom CORONEL	NLD	Chevrolet RML Cruze TC1			16 Laps				
D.N.F.	1	TC1 Yvan MULLER	FRA	Citroen C-Elysee WTCC			16 Laps				

FASTEST LAP

37	TC1	Jose LOPEZ	ARG	Citroen C-Elysee WTCC	1:43.704	10			157.776 km/h	98.037 mph
6	TC2	Franz ENGSTLER	DEU	BMW E90 320 TC	1:49.621	10			149.260 km/h	92.746 mph

Cars 5 & 11 - DNS

Car 25 excluded Stewards decision 16 refers

Weather/Track: Sun 33°C / Dry 34°C

Moulay El Hassan

Circuit Length: 4.545 km / 2.824 miles

Start: 17:34 Flag: 18:22

Steward	Steward:	Steward
---------	----------	---------

www.mstworld.com

Printed -21:10 Sunday, 13 April 2014



Circuit Moulay El Hassan, Marrakech – 12 / 13 April 2014

www.fiawtcc.com

FIA WORLD TOURING CAR CHAMPIONSHIP

RACE 2 - SECTOR ANALYSIS

3 Tom CHILTON (GBR)									Chevrolet RML Cruze TC1						TC1
LAP	SECTOR 1		SECTOR 2		SECTOR 3		TOTAL LAP	LAP	SECTOR 1		SECTOR 2		SECTOR 3		TOTAL LAP
1	48.568	-	42.098	124.3	59.910	96.6	2:30.575	9	54.961	98.1	53.244	113.5	41.752	165.1	2:29.957
2	1:08.206	90.9	59.269	96.9	-	-	18:14.711	10	33.376	227.9	33.225	204.5	40.323	165.5	1:46.924
3	53.972	106.2	49.082	162.5	51.312	117.2	2:34.366	11	33.391	237.3	33.710	204.5	40.760	166.2	1:47.861
4	46.354	142.1	43.567	126.3	52.050	165.8	2:21.971	12	33.495	237.9	33.683	201.1	41.347	-	1:48.525
5	33.840	238.9	33.644	208.0	39.644	164.7	1:47.128	13	-	-	-	-	-	-	1:49.079
6	33.440	239.4	32.886	211.1	39.753	165.1	1:46.079	14	-	-	-	-	-	165.8	1:47.202
7	33.229	238.4	32.747	214.2	39.584	165.1	1:45.560	15	-	-	-	-	-	165.1	1:47.340
8	33.460	234.8	35.802	154.5	51.517	115.2	2:00.779	16	-	-	-	-	-	164.3	1:50.837
IDEAL LAP TIME: 1:45.560								FASTEST LAP: 1:45.560				DIFFERENCE: 0.000			

6 Franz ENGSTLER (DEU)									BMW E90 320 TC						TC2
LAP	SECTOR 1		SECTOR 2		SECTOR 3		TOTAL LAP	LAP	SECTOR 1		SECTOR 2		SECTOR 3		TOTAL LAP
1	48.571	-	43.144	123.0	1:00.431	92.5	2:32.145	9	51.229	90.8	53.917	113.7	43.786	155.5	2:28.932
2	1:08.591	95.7	58.799	93.2	-	-	18:17.075	10	34.735	227.9	34.005	191.4	40.881	156.1	1:49.621
3	52.732	100.0	50.773	142.2	49.342	111.6	2:32.847	11	34.657	228.4	33.996	196.7	41.058	156.8	1:49.711
4	47.152	183.6	42.376	139.8	51.936	155.5	2:21.464	12	34.935	227.4	33.925	200.5	41.449	155.8	1:50.309
5	36.632	228.4	34.802	198.8	40.789	155.5	1:52.223	13	34.723	227.9	34.420	198.3	41.128	156.5	1:50.271
6	34.637	229.3	34.323	200.0	41.186	156.1	1:50.146	14	34.831	227.9	34.026	196.7	41.849	155.8	1:50.706
7	34.665	227.9	34.253	183.6	41.230	155.8	1:50.148	15	34.776	226.9	34.261	199.4	41.283	156.5	1:50.320
8	34.668	225.5	34.793	186.5	43.494	154.5	1:52.955	16	34.869	226.9	34.130	198.3	41.674	156.8	1:50.673
IDEAL LAP TIME: 1:49.351								FASTEST LAP: 1:49.621				DIFFERENCE: +0.270			

7 Hugo VALENTE (FRA)									Chevrolet RML Cruze TC1						TC1
LAP	SECTOR 1		SECTOR 2		SECTOR 3		TOTAL LAP	LAP	SECTOR 1		SECTOR 2		SECTOR 3		TOTAL LAP
1	46.844	-	41.165	125.6	58.539	99.4	2:26.547	9	55.735	96.7	52.717	142.8	41.829	165.8	2:30.281
2	1:08.995	86.9	55.976	105.1	-	-	18:16.920	10	33.275	245.4	32.688	217.5	39.858	166.2	1:45.821
3	53.966	119.2	49.007	145.1	52.128	117.8	2:35.101	11	32.905	246.5	32.675	218.1	40.001	167.0	1:45.581
4	45.971	156.2	43.701	137.4	51.400	165.1	2:21.072	12	33.083	235.3	32.965	198.8	40.334	166.6	1:46.382
5	33.987	237.9	32.716	211.1	39.800	165.8	1:46.503	13	33.248	241.6	33.043	195.6	40.613	167.0	1:46.904
6	33.186	242.1	32.461	213.0	40.248	167.0	1:45.895	14	33.317	220.0	33.253	189.4	40.640	166.6	1:47.210
7	33.059	231.3	33.678	200.0	40.376	165.8	1:47.113	15	33.483	222.3	33.332	196.7	40.565	166.2	1:47.380
8	33.998	238.9	34.268	146.3	51.728	120.0	1:59.994	16	33.816	218.3	33.768	188.9	41.899	126.9	1:49.483
IDEAL LAP TIME: 1:45.166								FASTEST LAP: 1:45.581				DIFFERENCE: +0.415			



FIA WORLD TOURING CAR CHAMPIONSHIP

RACE 2 - SECTOR ANALYSIS

8 Pasquale DI SABATINO (ITA)									BMW E90 320 TC						TC2	
LAP	SECTOR 1		SECTOR 2		SECTOR 3		TOTAL LAP		LAP	SECTOR 1		SECTOR 2		SECTOR 3		TOTAL LAP
1	50.726	-	44.687	124.1	1:00.057	89.7	2:35.469		9	43.813	96.1	54.418	128.1	44.844	156.5	2:23.075
2	1:08.883	110.0	1:00.711	104.0	-	68.9	18:18.242		10	35.366	228.4	34.554	193.0	41.724	156.1	1:51.644
3	52.261	93.4	50.013	142.8	48.811	103.1	2:31.085		11	34.951	228.8	34.380	190.9	41.814	156.5	1:51.145
4	49.299	149.1	42.236	157.5	50.514	155.5	2:22.049		12	34.998	228.8	34.781	190.9	42.008	155.8	1:51.787
5	35.541	220.5	35.121	200.5	41.896	155.1	1:52.558		13	35.024	228.8	34.723	196.1	41.398	156.1	1:51.145
6	35.067	229.3	34.464	188.4	41.621	155.5	1:51.152		14	35.016	228.4	34.555	189.4	41.399	156.1	1:50.970
7	35.019	228.4	34.843	195.1	41.523	156.8	1:51.385		15	35.085	226.9	34.947	193.5	41.600	155.8	1:51.632
8	35.194	197.3	36.668	173.4	43.957	153.8	1:55.819		16	35.020	228.8	34.772	185.5	42.193	141.1	1:51.985
IDEAL LAP TIME: 1:50.729									FASTEST LAP: 1:50.970						DIFFERENCE: +0.241	

9 Sebastien LOEB (FRA)									Citroen C-Elysee WTCC						TC1	
LAP	SECTOR 1		SECTOR 2		SECTOR 3		TOTAL LAP		LAP	SECTOR 1		SECTOR 2		SECTOR 3		TOTAL LAP
1	46.210	-	39.215	-	59.399	100.1	2:24.823		9	56.772	114.2	52.020	-	41.522	168.2	2:30.314
2	1:07.695	82.4	56.513	-	-	-	18:16.575		10	32.918	242.6	32.321	211.1	39.050	168.6	1:44.289
3	53.840	110.7	48.660	-	53.101	122.2	2:35.601		11	32.812	243.2	32.319	199.4	40.020	166.6	1:45.151
4	46.038	167.2	43.136	-	51.761	168.6	2:20.935		12	34.400	229.3	33.040	191.4	39.980	169.0	1:47.420
5	32.971	232.3	32.430	-	40.430	167.8	1:45.831		13	33.262	237.9	32.604	-	40.697	168.6	1:46.563
6	33.403	242.6	32.394	-	39.746	168.2	1:45.543		14	33.255	239.4	32.895	200.0	40.209	168.6	1:46.359
7	33.622	235.3	32.672	206.8	39.185	168.2	1:45.479		15	33.525	230.8	32.712	-	40.883	169.0	1:47.120
8	32.862	242.6	34.490	129.7	54.285	104.0	2:01.637		16	33.423	236.3	32.947	194.5	40.579	167.4	1:46.949
IDEAL LAP TIME: 1:44.181									FASTEST LAP: 1:44.289						DIFFERENCE: +0.108	

10 Gianni MORBIDELLI (ITA)									Chevrolet RML Cruze TC1						TC1	
LAP	SECTOR 1		SECTOR 2		SECTOR 3		TOTAL LAP		LAP	SECTOR 1		SECTOR 2		SECTOR 3		TOTAL LAP
1	50.778	-	43.933	128.3	59.668	99.8	2:34.378		9	54.180	89.7	52.726	107.6	42.086	165.8	2:28.992
2	1:09.426	91.5	59.912	99.3	-	50.1	18:16.285		10	33.316	226.9	33.279	200.5	42.057	162.8	1:48.652
3	53.582	95.2	49.926	127.8	49.196	107.3	2:32.704		11	33.269	238.9	32.976	200.0	40.813	161.7	1:47.058
4	47.979	191.7	42.501	150.3	50.607	163.6	2:21.087		12	33.552	239.4	33.660	195.1	41.739	164.0	1:48.951
5	34.325	229.8	33.571	194.0	41.192	162.8	1:49.088		13	33.607	218.7	33.260	198.3	41.026	164.0	1:47.893
6	33.402	238.4	33.241	204.5	40.812	164.7	1:47.455		14	33.826	218.3	33.851	177.3	40.769	164.7	1:48.446
7	33.326	225.5	33.748	193.5	40.662	164.7	1:47.736		15	33.662	230.8	33.881	177.3	41.222	164.7	1:48.765
8	33.332	227.9	37.782	138.7	43.992	163.6	1:55.106		16	34.894	193.1	34.482	172.2	41.734	161.7	1:51.110
IDEAL LAP TIME: 1:46.907									FASTEST LAP: 1:47.058						DIFFERENCE: +0.151	



FIA WORLD TOURING CAR CHAMPIONSHIP

RACE 2 - SECTOR ANALYSIS

12 Rob HUFF (GBR)										Lada Granta 1.6T					TC1		
LAP	SECTOR 1	SECTOR 2		SECTOR 3		TOTAL LAP		LAP	SECTOR 1	SECTOR 2		SECTOR 3	TOTAL LAP				
1	OUT	158.2	42.862	134.8	IN	-	32:24.855	Pit	2	OUT	175.6	39.786	145.1	IN	-	12:09.789	Pit
IDEAL LAP TIME:					FASTEST LAP:					DIFFERENCE: 0.000							

14 Mikhail KOZLOVSKIY (RUS)										Lada Granta 1.6T					TC1
LAP	SECTOR 1	SECTOR 2		SECTOR 3		TOTAL LAP		LAP	SECTOR 1	SECTOR 2		SECTOR 3	TOTAL LAP		
1	49.152	-	43.440	131.3	1:00.451	95.7	2:33.042	9	55.484	90.6	53.183	103.0	42.231	163.6	2:30.898
2	1:08.963	87.6	59.056	90.4	-	-	18:16.784	10	33.469	238.9	33.125	203.9	40.716	164.0	1:47.310
3	53.305	98.9	50.396	129.4	48.971	103.4	2:32.672	11	33.680	235.8	33.182	209.9	41.626	162.8	1:48.488
4	47.443	193.7	43.194	144.0	50.660	164.3	2:21.297	12	33.507	240.0	33.307	202.2	41.792	163.2	1:48.606
5	34.598	234.8	33.448	200.5	40.755	162.8	1:48.801	13	33.720	238.4	33.291	203.3	40.727	163.6	1:47.738
6	33.729	238.4	33.361	203.3	40.657	164.0	1:47.747	14	33.552	238.9	33.429	195.6	40.653	163.6	1:47.634
7	33.621	237.9	33.304	201.1	40.543	163.6	1:47.468	15	33.826	236.3	33.840	196.1	40.967	163.6	1:48.633
8	33.906	237.3	34.224	165.8	45.554	116.5	1:53.684	16	34.104	213.5	34.138	182.7	41.302	163.2	1:49.544
IDEAL LAP TIME: 1:47.137					FASTEST LAP: 1:47.310					DIFFERENCE: +0.173					

18 Tiago MONTEIRO (PRT)										Honda Civic WTCC					TC1
LAP	SECTOR 1	SECTOR 2		SECTOR 3		TOTAL LAP		LAP	SECTOR 1	SECTOR 2		SECTOR 3	TOTAL LAP		
1	40.948	-	40.190	126.5	1:01.393	102.8	2:22.530	8	34.798	230.3	35.322	147.5	51.476	115.2	2:01.596
2	1:08.319	93.8	56.072	93.8	-	-	18:09.343	9	55.305	96.4	52.814	129.7	41.827	161.0	2:29.946
3	1:01.471	105.0	49.092	123.9	53.418	119.0	2:43.981	10	33.939	230.8	33.225	206.3	40.219	161.7	1:47.383
4	46.289	135.9	43.692	124.7	51.881	162.1	2:21.862	11	33.852	230.8	33.622	197.8	40.372	161.7	1:47.846
5	33.989	232.3	33.077	203.3	40.012	161.4	1:47.078	12	34.003	229.3	33.604	193.5	41.155	161.4	1:48.762
6	33.766	232.3	33.064	203.3	39.691	162.1	1:46.521	13	34.049	231.8	33.429	194.0	40.478	161.4	1:47.956
7	33.712	232.8	33.371	207.4	40.227	161.4	1:47.310	14	40.035	113.8	38.728	139.8	49.111	-	2:07.874
IDEAL LAP TIME: 1:46.467					FASTEST LAP: 1:46.521					DIFFERENCE: +0.054					

25 Mehdi BENNANI (MAR)										Honda Civic WTCC					TC1	
LAP	SECTOR 1	SECTOR 2		SECTOR 3		TOTAL LAP		LAP	SECTOR 1	SECTOR 2		SECTOR 3	TOTAL LAP			
1	40.789	-	39.178	135.0	1:01.571	102.8	2:21.537	9	53.501	97.8	52.728	107.6	42.003	163.6	2:28.232	
2	1:08.458	88.8	55.506	87.1	-	-	18:09.806	10	33.371	235.8	33.021	201.6	41.196	162.1	1:47.588	
3	1:00.002	109.4	49.817	109.7	53.814	114.8	2:43.633	11	33.296	237.3	32.673	209.3	40.374	163.6	1:46.343	
4	45.927	153.1	44.285	126.0	51.846	162.5	2:22.058	12	33.444	240.5	32.701	209.9	41.206	163.2	1:47.351	
5	33.632	232.3	32.768	211.7	40.065	162.1	1:46.465	13	34.031	232.3	33.298	202.8	40.612	163.6	1:47.941	
6	33.896	232.3	33.036	207.4	IN	-	1:59.019	Pit	14	33.705	236.3	32.576	216.8	40.221	162.8	1:46.502
7	OUT	236.3	33.225	209.9	40.271	162.1	1:52.334	15	33.468	235.8	33.099	205.1	41.491	162.8	1:48.058	
8	33.388	236.8	34.150	172.2	42.823	159.6	1:50.361	16	34.779	231.8	35.873	209.3	41.040	160.0	1:51.692	
IDEAL LAP TIME: 1:45.937					FASTEST LAP: 1:46.343					DIFFERENCE: +0.406						



FIA WORLD TOURING CAR CHAMPIONSHIP

RACE 2 - SECTOR ANALYSIS

27 John FILIPPI (FRA)					SEAT Leon WTCC					TC2					
LAP	SECTOR 1	SECTOR 2	SECTOR 3	TOTAL LAP	LAP	SECTOR 1	SECTOR 2	SECTOR 3	TOTAL LAP						
1	51.625	-	44.926	122.6	1:00.221	87.1	2:36.771	9	46.255	97.0	54.501	127.2	45.016	157.8	2:25.772
2	1:08.497	117.5	1:01.608	107.6	-	53.2	18:14.736	10	34.552	232.8	34.662	187.0	41.877	157.8	1:51.091
3	53.621	108.8	49.999	136.1	48.949	97.5	2:32.569	11	34.767	231.8	34.561	182.2	41.524	157.2	1:50.852
4	48.815	178.8	42.713	154.8	49.745	157.8	2:21.273	12	35.320	230.8	34.385	181.8	42.040	157.2	1:51.745
5	34.930	230.8	35.389	193.5	41.684	157.2	1:52.003	13	34.697	226.9	34.782	185.5	41.892	156.1	1:51.371
6	34.948	227.4	34.647	180.9	41.713	157.5	1:51.308	14	35.004	222.7	34.897	182.2	41.693	156.8	1:51.594
7	34.632	227.4	34.803	181.8	42.327	155.8	1:51.762	15	34.930	228.8	34.783	183.2	41.507	157.2	1:51.220
8	34.738	226.5	36.572	149.6	42.905	153.8	1:54.215	16	34.789	226.5	34.701	187.9	41.428	156.8	1:50.918
IDEAL LAP TIME: 1:50.365					FASTEST LAP: 1:50.852					DIFFERENCE: +0.487					

37 Jose LOPEZ (ARG)					Citroen C-Elysee WTCC					TC1					
LAP	SECTOR 1	SECTOR 2	SECTOR 3	TOTAL LAP	LAP	SECTOR 1	SECTOR 2	SECTOR 3	TOTAL LAP						
1	48.176	-	41.122	-	1:00.447	98.7	2:29.744	9	56.012	101.2	53.091	151.5	41.141	168.2	2:30.244
2	1:08.352	85.0	58.646	97.8	-	-	18:18.327	10	32.759	244.3	32.044	217.5	38.901	168.6	1:43.704
3	52.569	105.0	49.781	154.5	50.746	122.6	2:33.096	11	32.606	233.3	32.972	189.4	40.888	168.2	1:46.466
4	46.677	180.5	42.608	135.0	51.365	168.6	2:20.650	12	33.015	235.3	32.800	-	40.643	167.0	1:46.458
5	33.004	242.1	33.596	214.2	38.699	168.2	1:45.299	13	33.260	237.9	32.800	-	40.488	168.2	1:46.548
6	32.550	246.5	32.380	196.1	40.316	169.0	1:45.246	14	33.119	238.9	33.196	192.0	40.640	167.8	1:46.955
7	32.840	226.9	32.490	-	39.697	167.4	1:45.027	15	33.318	235.8	33.316	-	41.489	167.0	1:48.123
8	33.323	237.3	34.486	-	52.832	113.9	2:00.641	16	33.080	241.6	32.810	-	42.492	123.0	1:48.382
IDEAL LAP TIME: 1:43.293					FASTEST LAP: 1:43.704					DIFFERENCE: +0.411					

77 Rene MÜNNICH (DEU)					Chevrolet RML Cruze TC1					TC1					
LAP	SECTOR 1	SECTOR 2	SECTOR 3	TOTAL LAP	LAP	SECTOR 1	SECTOR 2	SECTOR 3	TOTAL LAP						
1	46.053	239.4	40.688	111.1	58.672	97.1	2:25.412	3	52.992	115.7	48.397	143.7	52.509	116.8	2:33.898
2	1:07.889	88.5	57.266	103.1	-	-	18:18.256	4	46.025	160.1	43.748	136.6	52.048	161.7	2:21.821
IDEAL LAP TIME: 2:18.761					FASTEST LAP: 2:21.821					DIFFERENCE: +3.060					

98 Dusan BORKOVIC (SRB)					Chevrolet RML Cruze TC1					TC1					
LAP	SECTOR 1	SECTOR 2	SECTOR 3	TOTAL LAP	LAP	SECTOR 1	SECTOR 2	SECTOR 3	TOTAL LAP						
1	47.475	-	41.475	123.0	58.079	99.3	2:27.028	5	33.693	241.6	35.131	204.5	39.793	165.5	1:48.617
2	1:09.062	106.4	56.902	91.9	-	-	18:19.087	6	33.207	242.1	32.668	209.9	40.187	165.8	1:46.062
3	52.496	106.9	48.812	148.1	51.657	112.3	2:32.965	7	33.126	242.1	32.568	211.7	42.587	-	1:48.281
4	46.140	145.3	43.686	122.6	52.136	164.3	2:21.962								
IDEAL LAP TIME: 1:45.487					FASTEST LAP: 1:46.062					DIFFERENCE: +0.575					



FIA WORLD TOURING CAR CHAMPIONSHIP

RACE 2 - BEST SECTOR TIMES

	SECTOR 1			SECTOR 2			SECTOR 3			IDEAL/BEST LAP COMPARISON					
	NO	TIME	LAP	NO	TIME	LAP	NO	TIME	LAP	NO	NAME	IDEAL	BEST	LAP	DIFF
1	37	32.550	6	37	32.044	10	37	38.699	5	37	LOPEZ	1:43.293	1:43.704		+0.411
2	9	32.812	11	9	32.319	11	9	39.050	10	9	LOEB	1:44.181	1:44.289		+0.108
3	7	32.905	11	7	32.461	6	3	39.584	7	7	VALENTE	1:45.166	1:45.581		+0.415
4	98	33.126	7	98	32.568	7	18	39.691	6	98	BORKOVIC	1:45.487	1:46.062		+0.575
5	3	33.229	7	25	32.576	14	98	39.793	5	3	CHILTON	1:45.560	1:45.560		0.000
6	10	33.269	11	3	32.747	7	7	39.800	5	25	BENNANI	1:45.937	1:46.343		+0.406
7	25	33.296	11	10	32.976	11	25	40.065	5	18	MONTEIRO	1:46.467	1:46.521		+0.054
8	14	33.469	10	18	33.064	6	14	40.543	7	10	MORBIDELLI	1:46.907	1:47.058		+0.151
9	18	33.712	7	14	33.125	10	10	40.662	7	14	KOZLOVSKIY	1:47.137	1:47.310		+0.173
10	27	34.552	10	6	33.925	12	6	40.789	5	6	ENGSTLER	1:49.351	1:49.621		+0.270
11	6	34.637	6	8	34.380	11	8	41.398	13	27	FILIPPI	1:50.365	1:50.852		+0.487
12	8	34.951	11	27	34.385	12	27	41.428	16	8	DI SABATINO	1:50.729	1:50.970		+0.241
13	77	46.025	4	77	38.795	5	77	52.048	4	77	MÜNNICH	2:16.868	2:21.821		+4.953
14	12	49.773	3	12	39.786	2									

'Perfect Lap' - 1:43.293



Weather/Track: Sun 33°C / Dry 34°C
Printed - 17:32 Sunday, 13 April 2014

www.mstworld.com



Moulay El Hassan
Circuit Length: 4.545 km / 2.824 miles

FIA WORLD TOURING CAR CHAMPIONSHIP

RACE 2 - BEST SECTOR SPEEDS

	INTERMEDIATE 1			INTERMEDIATE 2			FINISH LINE					
	NO	NAME	SPEED	LAP	NO	NAME	SPEED	LAP	NO	NAME	SPEED	LAP
1	7	VALENTE	246.5	11	7	VALENTE	218.2	11	9	LOEB	169.0	15
2	37	LOPEZ	246.5	6	37	LOPEZ	217.5	10	37	LOPEZ	169.0	6
3	9	LOEB	243.2	11	25	BENNANI	216.9	14	7	VALENTE	167.1	13
4	98	BORKOVIC	242.1	7	3	CHILTON	214.3	7	3	CHILTON	166.3	11
5	25	BENNANI	240.5	12	98	BORKOVIC	211.8	7	10	MORBIDELLI	165.9	9
6	14	KOZLOVSKIY	240.0	12	9	LOEB	211.1	10	98	BORKOVIC	165.9	6
7	10	MORBIDELLI	239.5	12	14	KOZLOVSKIY	209.9	11	14	KOZLOVSKIY	164.4	4
8	3	CHILTON	239.5	6	18	MONTEIRO	207.5	7	25	BENNANI	163.6	13
9	77	MÜNNICH	239.4	5	10	MORBIDELLI	204.5	6	18	MONTEIRO	162.2	6
10	27	FILIPPI	232.8	10	6	ENGSTLER	200.6	12	77	MÜNNICH	161.8	4
11	18	MONTEIRO	232.8	7	8	DI SABATINO	200.6	5	27	FILIPPI	157.9	10
12	8	DI SABATINO	229.4	6	27	FILIPPI	193.5	5	6	ENGSTLER	156.9	16
13	6	ENGSTLER	229.4	6	12	HUFF	145.2	2	8	DI SABATINO	156.9	7
14	12	HUFF	175.6	2	77	MÜNNICH	143.7	3				



Weather/Track: Sun 33°C / Dry 34°C
 Printed - 17:46 Sunday, 13 April 2014



FIA WORLD TOURING CAR CHAMPIONSHIP

RACE 2 - RACE HISTORY CHART

LAP 1			LAP 2			LAP 3			LAP 4			LAP 5		
NO	BEHIND	LAP TIME	NO	BEHIND	LAP TIME	NO	BEHIND	LAP TIME	NO	BEHIND	LAP TIME	NO	BEHIND	LAP TIME
25		2:21.537	25		18:09.806	25		2:43.633	25		2:22.058	25		1:46.465
18	0.993	2:22.530	18	0.530	18:09.343	18	0.878	2:43.981	18	0.682	2:21.862	9	0.266	1:45.831
9	3.286	2:24.823	9	10.055	18:16.575	9	2.023	2:35.601	9	0.900	2:20.935	18	1.295	1:47.078
77	3.875	2:25.412	7	12.124	18:16.920	77	2.590	2:33.898	77	2.353	2:21.821	7	2.644	1:46.503
7	5.010	2:26.547	77	12.325	18:18.256	7	3.592	2:35.101	7	2.606	2:21.072	37	3.617	1:45.299
98	5.491	2:27.028	3	13.943	18:14.711	98	4.104	2:32.965	98	4.008	2:21.962	3	5.252	1:47.128
37	8.207	2:29.744	98	14.772	18:19.087	3	4.676	2:34.366	3	4.589	2:21.971	98	6.160	1:48.617
3	9.038	2:30.575	37	16.728	18:18.327	37	6.191	2:33.096	37	4.783	2:20.650	14	9.097	1:48.801
6	10.608	2:32.145	6	17.877	18:17.075	6	7.091	2:32.847	6	6.497	2:21.464	10	10.043	1:49.088
14	11.505	2:33.042	14	18.483	18:16.784	14	7.522	2:32.672	14	6.761	2:21.297	6	12.255	1:52.223
10	12.841	2:34.378	10	19.320	18:16.285	10	8.391	2:32.704	10	7.420	2:21.087	27	13.853	1:52.003
8	13.932	2:35.469	27	20.164	18:14.736	27	9.100	2:32.569	27	8.315	2:21.273	8	15.904	1:52.558
27	15.234	2:36.771	8	22.368	18:18.242	8	9.820	2:31.085	8	9.811	2:22.049			



FIA WORLD TOURING CAR CHAMPIONSHIP

RACE 2 - RACE HISTORY CHART

LAP 6			LAP 7			LAP 8			LAP 9			LAP 10		
NO	BEHIND	LAP TIME	NO	BEHIND	LAP TIME	NO	BEHIND	LAP TIME	NO	BEHIND	LAP TIME	NO	BEHIND	LAP TIME
9		1:45.543	9		1:45.479	9		2:01.637	9		2:30.314	9		1:44.289
18	2.007	1:46.521	37	2.602	1:45.027	37	1.606	2:00.641	37	1.536	2:30.244	37	0.951	1:43.704
7	2.730	1:45.895	18	3.838	1:47.310	7	2.721	1:59.994	7	2.688	2:30.281	7	4.220	1:45.821
37	3.054	1:45.246	7	4.364	1:47.113	18	3.797	2:01.596	18	3.429	2:29.946	18	6.523	1:47.383
3	5.522	1:46.079	3	5.603	1:45.560	3	4.745	2:00.779	3	4.388	2:29.957	3	7.023	1:46.924
98	6.413	1:46.062	98	9.215	1:48.281	14	5.071	1:53.684	14	5.655	2:30.898	14	8.676	1:47.310
14	11.035	1:47.747	14	13.024	1:47.468	10	7.415	1:55.106	10	6.093	2:28.992	25	10.006	1:47.588
10	11.689	1:47.455	10	13.946	1:47.736	25	8.789	1:50.361	25	6.707	2:28.232	10	10.456	1:48.652
25	13.210	1:59.019 P	25	20.065	1:52.334	6	12.579	1:52.955	6	11.197	2:28.932	6	16.529	1:49.621
6	16.592	1:50.146	6	21.261	1:50.148	27	18.213	1:54.215	27	13.671	2:25.772	27	20.473	1:51.091
27	19.352	1:51.308	27	25.635	1:51.762	8	21.335	1:55.819	8	14.096	2:23.075	8	21.451	1:51.644
8	21.247	1:51.152	8	27.153	1:51.385									
			12	6 Laps	32:24.855 P									



Weather/Track: Sun 33°C / Dry 34°C

Printed - 17:28 Sunday, 13 April 2014

Page 2 of 4

www.mstworld.com



Moulay El Hassan
Circuit Length: 4.545 km / 2.824 miles

FIA WORLD TOURING CAR CHAMPIONSHIP

RACE 2 - RACE HISTORY CHART

LAP 11			LAP 12			LAP 13			LAP 14			LAP 15		
NO	BEHIND	LAP TIME	NO	BEHIND	LAP TIME	NO	BEHIND	LAP TIME	NO	BEHIND	LAP TIME	NO	BEHIND	LAP TIME
9		1:45.151	9		1:47.420	9		1:46.563	9		1:46.359	9		1:47.120
37	2.266	1:46.466	37	1.304	1:46.458	37	1.289	1:46.548	37	1.885	1:46.955	37	2.888	1:48.123
7	4.650	1:45.581	7	3.612	1:46.382	7	3.953	1:46.904	7	4.804	1:47.210	7	5.064	1:47.380
18	9.218	1:47.846	18	10.560	1:48.762	18	11.953	1:47.956	25	12.650	1:46.502	25	13.588	1:48.058
3	9.733	1:47.861	3	10.838	1:48.525	25	12.507	1:47.941	3	14.197	1:47.202	3	14.417	1:47.340
25	11.198	1:46.343	25	11.129	1:47.351	3	13.354	1:49.079	14	15.649	1:47.634	14	17.162	1:48.633
14	12.013	1:48.488	14	13.199	1:48.606	14	14.374	1:47.738	10	17.311	1:48.446	10	18.956	1:48.765
10	12.363	1:47.058	10	13.894	1:48.951	10	15.224	1:47.893	12	12 Laps	12:09.789 P	6	35.233	1:50.320
6	21.089	1:49.711	6	23.978	1:50.309	6	27.686	1:50.271	6	32.033	1:50.706	27	44.642	1:51.220
27	26.174	1:50.852	27	30.499	1:51.745	27	35.307	1:51.371	18	33.468	2:07.874	8	45.517	1:51.632
8	27.445	1:51.145	8	31.812	1:51.787	8	36.394	1:51.145	27	40.542	1:51.594			
									8	41.005	1:50.970			



FIA WORLD TOURING CAR CHAMPIONSHIP

RACE 2 - RACE HISTORY CHART

LAP 16		
NO	BEHIND	LAP TIME
9		1:46.949
37	4.321	1:48.382
7	7.598	1:49.483
3	18.305	1:50.837
25	18.331	1:51.692
14	19.757	1:49.544
10	23.117	1:51.110
6	38.957	1:50.673
27	48.611	1:50.918
8	50.553	1:51.985

