

ROUND 1
CIRCUIT PAUL RICARD
18 - 20 APRIL 2014



Timing & Results by MST SYSTEMS Ltd.
www.mstworld.com

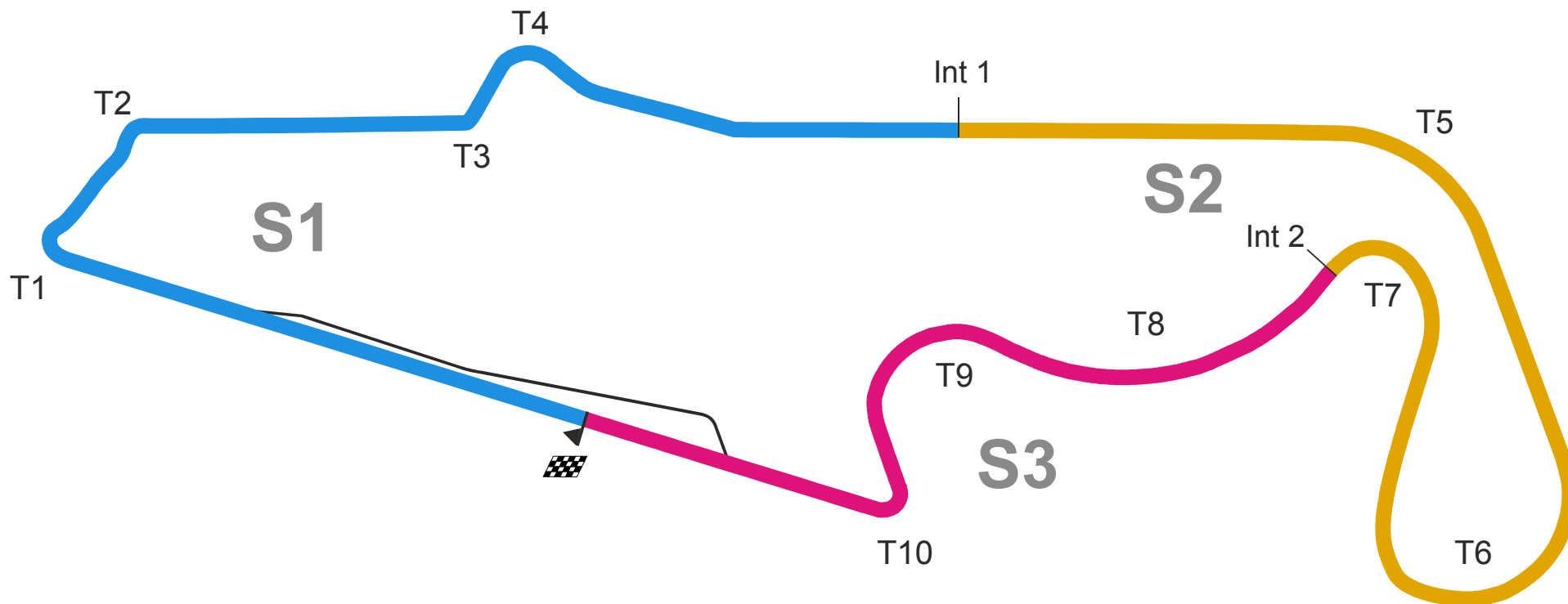
© MST SYSTEMS Ltd. 2014

The Haysfield, Spring Lane North, Malvern, Worcestershire, WR14 1GF
Tel: +44 (0) 1684 560614 Fax: +44 (0) 1684 560624 email: motorsport@mstworld.com



Circuit Paul Ricard, France
18-20th April 2014

—▲	Start line
▣	Finish line
Start Line Offset	0,0 m
Int 1 @	1,486 Km
Int 2 @	2,930 Km
Circuit Centerline	3,841 Km
Pit in @	3,708 Km
Pit out @	0,279 Km
Pit in to Pit out	0,426 Km
A lap by the Pits	3,857 Km
T = Turn Number	S = Sector





EUROPEAN TOURING CAR CUP TESTING 1 - CLASSIFICATION

NO	CL	DRIVER	NAT	CAR	TIME	ON	LAPS	GAP	DIFF	KM/H	
1	3	S2T	Igor SKUZ	UKR	Chevrolet Cruze 1.6T	1:36.511	17	21		143.27	
2	12	S2T	Nikolay KARAMYSHEV	RUS	Chevrolet Cruze 1.6T	1:36.698	4	18	0.187	0.187	142.99
3	6	S2T	Franz ENGSTLER	DEU	BMW E90 320 TC	1:37.670	12	14	1.159	0.972	141.57
4	15	S20	Norbert KISS	HUN	Alfa Romeo 156 S2000	1:37.867	21	23	1.356	0.197	141.28
5	27	S2T	Mikhail GRACHEV	RUS	BMW E90 320 TC	1:38.842	22	22	2.331	0.975	139.89
6	2	S2T	Mato HOMOLA	SVK	BMW E90 320 TC	1:39.099	18	19	2.588	0.257	139.53
7	22	S20	Petr FULIN	CZE	BMW E90 320 si	1:39.159	16	21	2.648	0.060	139.44
8	59	SMT	Dmitry BRAGIN	RUS	SEAT Leon Copa	1:39.346	28	28	2.835	0.187	139.18
9	18	S20	Samuel SLADECKA	SVK	Alfa Romeo 156 S2000	1:39.400	22	24	2.889	0.054	139.11
10	4	S2T	Aytac BITER	TUR	BMW E90 320 TC	1:39.889	18	23	3.378	0.489	138.42
11	56	SMT	Aku PELLINEN	FIN	SEAT Leon Copa	1:40.037	21	27	3.526	0.148	138.22
12	20	S20	Michal MATEJOVSKY	CZE	BMW E90 320 si	1:40.094	19	24	3.583	0.057	138.14
13	58	SMT	Sergi RYABOV	RUS	SEAT Leon Copa	1:40.236	21	28	3.725	0.142	137.95
14	7	S20	Peter RIKLI	CHE	Honda Civic FD	1:40.560	14	19	4.049	0.324	137.50
15	55	SMT	Andreas PFISTER	DEU	SEAT Leon Copa	1:40.579	12	17	4.068	0.019	137.47
16	11	S20	Plamen KRALEV	BGR	BMW E90 320 si	1:40.724	15	19	4.213	0.145	137.28
17	60	SMT	Vladimir NIKOLAEV	RUS	SEAT Leon Copa	1:41.420	22	28	4.909	0.696	136.33
18	10	S20	Andrina GUGGER	CHE	Honda Civic FD	1:41.624	22	23	5.113	0.204	136.06
19	69	SMT	Urs SONDEREGGER	CHE	SEAT Leon Copa	1:41.643	22	27	5.132	0.019	136.04
20	57	SMT	Mikhail MALEEV	RUS	SEAT Leon Copa	1:41.746	12	23	5.235	0.103	135.90
21	16	S20	Kaan ONDER	TUR	BMW E90 320 si	1:42.018	19	24	5.507	0.272	135.54
22	66	SMT	Ronny JOST	CHE	SEAT Leon Copa	1:42.405	12	15	5.894	0.387	135.02
23	8	S20	Norbert NAGY	HUN	Chevrolet Cruze LT	1:42.579	10	16	6.068	0.174	134.79
24	9	S20	Christian FISCHER	CHE	BMW E90 320 si	1:43.024	6	6	6.513	0.445	134.21
25	14	S20	Milovan VESNIC	SRB	BMW E90 320 si	1:44.160	18	21	7.649	1.136	132.75
26	35	S16	Christian KRANENBERG	DEU	Ford Fiesta 1.6 16V	1:52.402	19	19	15.891	8.242	123.01
27	34	S16	Patrick WOLF	CHE	Ford Fiesta 1.6 16V	1:53.141	25	26	16.630	0.739	122.21
28	33	S16	Ulrike KRAFFT	DEU	Ford Fiesta 1.6 16V	1:53.620	14	15	17.109	0.479	121.70
29	36	S16	Erwin LUKAS	DEU	Ford Fiesta 1.6 16V	1:53.795	11	19	17.284	0.175	121.51
30	32	S16	Gilles BRUCKNER	LUX	Ford Fiesta 1.6 16V	1:54.115	12	12	17.604	0.320	121.17
31	39	S16	Ksenia NIKS	UKR	Ford Fiesta 1.6 16V	1:59.337	24	24	22.826	5.222	115.87

Circuit Paul Ricard
Circuit Length: 3.841 km / 2.387 miles
Start: 14:45 Flag: 15:45

Weather/Track: Cloud 18°C / Dry 25°C

Race Director	Steward:	Timekeeper	Posted at:

www.mstworld.com

Printed 15:47 Friday, 18 April 2014



2014 FIA European Touring Car Cup

Testing 1 - Sector Analysis Report

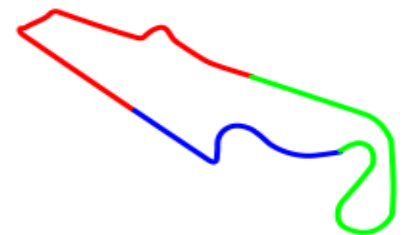
Lap S1 Time S1 Spd S2 Time S2 Spd S3 Time S3 Spd Lap Time Pit Lap S1 Time S1 Spd S2 Time S2 Spd S3 Time S3 Spd Lap Time Pit

2 Mato HOMOLA				SVK			BMW E90 320 TC			S2T			
1	14:53.524	150.4	39.270	27.500	165.3	16:00.294	11	38.791	185.5	35.058	26.413	170.8	1:40.262
2	40.867	181.2	36.452	26.498	167.7	1:43.817	12	42.412	123.7	40.861	26.379	170.0	1:49.652
3	38.827	184.9	37.789	26.530	170.0	1:43.146	13	38.833	185.2	35.333	26.573	170.6	1:40.739
4	39.280	182.4	35.051	26.763	170.0	1:41.094	14	38.751	185.5	34.641	26.311	171.4	1:39.703
5	38.522	184.6	35.038	26.518	169.2	1:40.078	15	39.361	185.5	34.283	25.944	170.6	1:39.588
6	48.284	118.6	46.711	55.122		2:30.117 Pit	16	38.776	186.8	35.428	26.188	169.0	1:40.392
7	6:49.648	175.3	37.110	28.966	168.4	7:55.724	17	38.609	184.9	34.572	26.009	171.1	1:39.190
8	39.172	184.9	34.568	26.366	169.0	1:40.106	18	38.667	185.5	34.421	26.011	170.6	1:39.099
9	38.685	185.8	34.612	26.032	170.6	1:39.329	19	39.086	184.9	34.472	25.917	171.4	1:39.475
10	39.548	186.5	37.709	26.066	170.3	1:43.323							

3 Igor SKUZ				UKR			Chevrolet Cruze 1.6T			S2T			
1	14:17.871	185.2	37.469	2:30.773		17:26.113 Pit	12	39.030	192.5	34.129	25.784	175.6	1:38.943
2	55.722	190.4	36.188	26.014	172.5	1:57.924	13	37.983	192.1	34.073	25.669	176.4	1:37.725
3	38.468	190.4	34.589	25.689	174.7	1:38.746	14	38.224	193.2	35.239	26.422	153.1	1:39.885
4	37.661	192.5	36.089	25.739	175.8	1:39.489	15	41.305	166.6	43.772	5:03.973		6:29.050 Pit
5	39.032	190.8	35.399	25.533	175.8	1:39.964	16	1:00.249	181.5	35.678	26.387	174.7	2:02.314
6	38.295	191.8	34.522	25.665	175.8	1:38.482	17	37.693	191.8	33.419	25.399	175.3	1:36.511
7	38.105	192.8	34.591	25.709	175.0	1:38.405	18	37.534	192.8	37.198	26.798	175.3	1:41.530
8	37.916	192.8	35.650	5:09.158		6:22.724 Pit	19	37.669	192.5	33.764	25.502	175.3	1:36.935
9	58.879	191.8	34.336	25.871	174.4	1:59.086	20	39.591	187.1	34.946	25.743	175.3	1:40.280
10	37.898	192.1	33.801	25.680	174.1	1:37.379	21	37.880	192.8	33.633	25.679	174.4	1:37.192
11	37.976	192.8	34.293	25.874	174.7	1:38.143							

4 Aytac BITER				TUR			BMW E90 320 TC			S2T			
1	15:50.687	171.7	40.525	37.864		17:09.076 Pit	13	40.411	182.1	35.642	26.692	167.4	1:42.745
2	3:51.127	176.1	38.668	27.303	165.8	4:57.098	14	39.964	183.3	35.499	26.625	168.4	1:42.088
3	42.467	169.2		1:09.459	164.8	1:51.926	15	39.928	183.0	35.356	26.503	168.4	1:41.787
4	41.341	179.7	38.217	27.240	167.7	1:46.798	16			1:14.363		168.2	1:40.810
5	41.439	182.7	37.155	26.908	168.4	1:45.502	17	39.522	183.6	35.475	26.435	168.7	1:41.432
6	41.659	183.0	39.165	35.178		1:56.002 Pit	18	39.298	175.6	34.725	25.866	186.2	1:39.889
7	5:49.650	184.6	36.412	27.785	166.9	6:53.847	19	40.532	184.3	36.391	26.541	168.4	1:43.464
8	43.718	182.7	36.347	27.158	165.8	1:47.223	20	39.219	184.6	34.998	26.176	167.7	1:40.393
9	40.399	178.5	36.399	26.705	167.9	1:43.503	21	39.413	183.6	34.900	34.576		1:48.889 Pit
10	41.211	180.6	35.976	26.389	169.2	1:43.576	22	4:11.884	184.3	35.581	26.396	168.4	5:13.861
11	40.413	184.9	36.129	37.161		1:53.703 Pit	23	39.634	185.5	34.686	26.261	169.8	1:40.581
12	3:35.751	183.9	35.115	27.117	167.4	4:37.983							

6 Franz ENGSTLER				DEU			BMW E90 320 TC			S2T			
1				17:45.966		17:45.966 Pit	9	37.830	188.8	35.274	26.547	173.3	1:39.651
2	1:15.471	169.8	36.558	2:00.506		3:52.535 Pit	10	38.125	189.4	34.281	25.697	170.3	1:38.103
3	1:00.601	185.8	34.566	25.873	171.4	2:01.040	11	38.365	187.1	34.713	25.759	173.3	1:38.837
4	38.513	186.5	34.284	25.567	174.4	1:38.364	12	37.909	189.8	34.150	25.611	171.7	1:37.670
5	41.789	186.5	34.424			20:24.723 Pit	13	37.733	189.4	34.170	25.928	169.5	1:37.831
6	1:16.790	175.6	35.886	32.263	126.0	2:24.939	14	38.117	187.8	34.158	26.562	170.0	1:38.837
7	45.720	172.5	35.676	2:29.253		3:50.649 Pit							
8	1:23.817	179.7	35.059	26.337	172.2	2:25.213							



Circuit Length - 3.841 kilometres
Paul Ricard

Weather/Track: Cloud 18C/Dry 25C

Printed at 15:49, Friday, 18 April, 2014

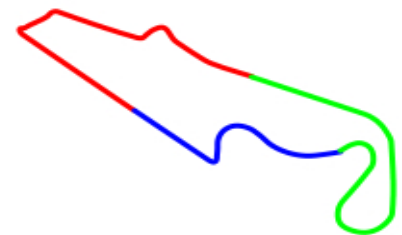
© MST Systems Ltd, 2010 (www.mstworld.com)

Page 1

2014 FIA European Touring Car Cup

Testing 1 - Sector Analysis Report

Lap	S1 Time	S1 Spd	S2 Time	S2 Spd	S3 Time	S3 Spd	Lap Time	Pit	Lap	S1 Time	S1 Spd	S2 Time	S2 Spd	S3 Time	S3 Spd	Lap Time	Pit
7 Peter RIKLI CHE Honda Civic FD S20																	
1	11:45.548	123.9	50.566		37.092	129.9	13:13.206		11	39.875	180.6	35.471		26.860	165.8	1:42.206	
2	53.556	141.9	42.262		31.443	121.7	2:07.261		12	40.087	180.3			1:02.558	163.8	1:42.645	
3	50.835	146.9	44.985		39.778		2:15.598 Pit		13	39.249	180.3	35.176		26.610	165.3	1:41.035	
4	13:56.822	152.3	40.694		28.987	145.5	15:06.503		14	38.877	180.3	34.964		26.719	166.4	1:40.560	
5	45.567	153.1	38.057		27.975	151.2	1:51.599		15	39.368	180.6	35.291		34.116		1:48.775 Pit	
6	43.578	165.1	37.586		36.906		1:58.070 Pit		16	4:24.908	179.4	35.046		27.191	164.8	5:27.145	
7	4:15.169	120.8	39.846		31.186	126.1	5:26.201		17	39.411	181.2	35.271		27.048	166.1	1:41.730	
8	50.736	134.1	38.806		34.488		2:04.030 Pit		18	39.211	181.2	35.971		26.538	166.1	1:41.720	
9	3:35.336	177.6	36.181		26.802	164.8	4:38.319		19	39.403	171.9	38.266		36.560		1:54.229 Pit	
10	39.478	180.3	35.401		27.178	163.8	1:42.057										
8 Norbert NAGY HUN Chevrolet Cruze LT S20																	
1	15:44.835	144.3	44.756		30.810	149.7	17:00.401		10	39.604	178.5	35.852		27.123	162.6	1:42.579	
2	47.477	172.8	39.485		28.512	161.9	1:55.474		11	39.702	178.8	35.763		28.474	124.1	1:43.939	
3	44.136	174.4	41.682		28.754	162.1	1:54.572		12	43.316	178.2	37.925		26.971	140.6	1:48.212	
4	41.399	176.4	38.010		27.746	161.1	1:47.155		13	47.271	179.4	41.220		31.470	121.6	1:59.961	
5	41.104	175.8	36.723		26.907	161.6	1:44.734		14	50.757	118.6	38.619		28.031	156.2	1:57.407	
6	40.458	162.8	45.109		43.486		2:09.053 Pit		15	41.158	179.7	35.722		26.933	162.6	1:43.813	
7	7:48.259	177.0	39.196		27.141	161.9	8:54.596		16	39.956	179.4	43.008		41.337		2:04.301 Pit	
8	40.493	178.2	36.570		27.243	160.2	1:44.306										
9	40.630	178.5	36.196		26.861	162.4	1:43.687										
9 Christian FISCHER CHE BMW E90 320 si S20																	
1							15:09.429 Pit		5	40.154	174.7	36.326		27.004	163.3	1:43.484	
2	1:05.215	156.5	40.647		28.947	161.4	2:14.809		6	40.199	173.9	36.242		26.583	164.6	1:43.024	
3	43.274	159.7	38.113		27.615	164.1	1:49.002										
4	40.608	173.9	36.497		26.978	164.3	1:44.083										
10 Andrina GUGGER CHE Honda Civic FD S20																	
1	11:11.318	126.1	47.456		29.896	160.7	12:28.670		13	39.895	179.1	36.214		27.988	165.1	1:44.097	
2	43.703	173.0	39.189		28.999	163.6	1:51.891		14	40.191	180.3	37.958		27.027	164.6	1:45.176	
3	42.360	173.9			1:15.536		1:57.896 Pit		15	39.833	180.3	36.040		27.007	164.8	1:42.880	
4	2:59.416	174.7	38.629		27.581	164.8	4:05.626		16	40.497	181.2	35.620		26.614	196.3	1:42.731	
5	40.829	177.9	37.326		27.056	164.6	1:45.211		17	40.127	179.7	35.726		26.767	164.8	1:42.620	
6	40.462	179.7	37.736		28.137	161.4	1:46.335		18	39.146	180.3	35.711		26.941	164.6	1:41.798	
7	40.428	177.6	36.737		27.260	165.1	1:44.425		19	40.228	180.3	35.907		37.532		1:53.667 Pit	
8	40.705	180.3	37.197		27.075	164.3	1:44.977		20	7:20.938	175.3	37.549		26.855	165.1	8:25.342	
9	39.677	179.1	36.252		27.027	165.1	1:42.956		21	39.569	179.7	35.740		27.643	163.6	1:42.952	
10	39.603	179.7	35.734		26.671	164.6	1:42.008		22	39.266	180.3	35.595		26.763	165.1	1:41.624	
11	39.555	179.7	35.974		37.555		1:53.084 Pit		23	40.975	180.3	36.556		35.921		1:53.452 Pit	
12	6:07.151	177.9	37.651		27.001	165.1	7:11.803										



Circuit Length - 3.841 kilometres
Paul Ricard

Weather/Track: Cloud 18C/Dry 25C

2014 FIA European Touring Car Cup

Testing 1 - Sector Analysis Report

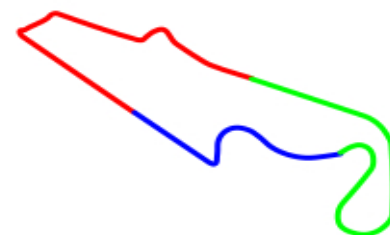
Lap S1 Time S1 Spd S2 Time S2 Spd S3 Time S3 Spd Lap Time Pit Lap S1 Time S1 Spd S2 Time S2 Spd S3 Time S3 Spd Lap Time Pit

11 Plamen KRALEV				BGR			BMW E90 320 si			S20			
1	19:30.145	165.6	38.622	27.870	161.4	20:36.637	11	40.143	176.4	35.241	8:49.898	10:05.282 Pit	
2	40.720	175.0	35.532	26.962	162.6	1:43.214	12	1:06.996	171.4	36.621	27.362	162.4	2:10.979
3	40.270	174.1	35.349	26.812	163.3	1:42.431	13	39.784	177.0	34.886	26.611	163.8	1:41.281
4	40.185	176.7	39.928	26.425	163.8	1:46.538	14	39.643	176.7	35.055	27.167	162.6	1:41.865
5	39.942	175.8	35.896	26.602	163.8	1:42.440	15	39.730	176.7	34.607	26.387	164.1	1:40.724
6	41.391	178.2	36.264	26.371	163.6	1:44.026	16	39.907	178.8	34.669			12:03.364 Pit
7	39.583	175.8	35.787	26.456	163.3	1:41.826	17	1:15.405	175.8	35.642	26.496	163.6	2:17.543
8	39.662	176.4	35.129	26.592	162.8	1:41.383	18	39.516	176.4	35.317	26.622	162.8	1:41.455
9	39.796	175.8	34.647	26.494	162.8	1:40.937	19	39.535	176.4	35.344	26.581	162.8	1:41.460
10	39.844	176.7	34.872	26.711	162.4	1:41.427							

12 Nikolay KARAMYSHEV				RUS			Chevrolet Cruze 1.6T			S2T			
1	13:55.836	188.4	38.257	26.852	175.3	15:00.945	11	37.640	192.1	34.102	25.697	175.3	1:37.439
2	39.745	191.1	34.944	26.523	175.8	1:41.212	12	38.014	194.2	35.412	25.853	175.8	1:39.279
3	37.705	191.1	34.505	25.343	175.8	1:37.553	13	38.038	193.5	36.285	7:01.411		8:15.734 Pit
4	37.746	190.4	33.807	25.145	176.1	1:36.698	14	1:02.253	188.8	34.322	25.960	175.0	2:02.535
5	37.656	191.1	41.334	4:59.803		6:18.793 Pit	15	37.730	189.4	34.674	25.710	176.1	1:38.114
6	1:13.720	168.4	37.257	25.509	175.0	2:16.486	16	38.458	189.4	34.378	25.711	174.4	1:38.547
7	37.797	191.4	33.788	25.258	174.7	1:36.843	17	37.762	228.3	34.087	25.888	174.7	1:37.737
8	38.831	190.1	33.949	25.273	176.1	1:38.053	18	37.693	192.5	34.068	25.704	175.3	1:37.465
9	37.270	191.8	34.290	25.683	175.6	1:37.243							
10	37.445	192.1	34.441	25.694	175.0	1:37.580							

14 Milovan VESNIC				SRB			BMW E90 320 si			S20			
1	13:34.944	133.1	45.756	47.452		15:08.152 Pit	12	41.519	178.8	36.809	27.487	162.1	1:45.815
2	2:41.347	173.3	39.621	28.384	162.8	3:49.352	13	41.419	175.3	38.283	40.816		2:00.518 Pit
3	44.922	174.7	40.233	28.170	165.1	1:53.325	14	7:04.466	175.3	36.596	30.776	162.4	8:11.838
4	43.287	171.9	43.718	41.135		2:08.140 Pit	15	40.746	179.7	35.768	28.354	164.1	1:44.868
5	3:19.303	175.0	40.261	30.881	160.2	4:30.445	16	42.551	176.7	36.447	33.945		1:52.943 Pit
6	42.656	171.1	38.113	27.406	163.1	1:48.175	17	3:17.889	177.6	36.253	27.229	163.1	4:21.371
7	41.454	177.3	36.899	43.548		2:01.901 Pit	18	41.059	177.9	35.750	27.351	162.1	1:44.160
8	3:30.787	175.0	38.873	29.980	120.0	4:39.640	19	40.826	177.3	36.870	32.522	164.6	1:50.218
9	44.418	177.6	36.929	27.709	162.1	1:49.056	20	41.066	180.0	40.602	30.775	162.1	1:52.443
10	42.011	177.6	36.958	28.646	162.4	1:47.615	21	40.215	179.1	36.840	30.340	124.1	1:47.395
11	41.826	177.6	36.746	29.596	163.1	1:48.168							

15 Norbert KISS				HUN			Alfa Romeo 156 S2000			S20			
1	11:58.425	175.3	41.068	32.483	164.8	13:11.976	13	38.404	181.2	34.500	26.073	166.6	1:38.977
2	44.687	179.4	37.796	28.079	170.0	1:50.562	14	38.397	183.3	34.605	26.267	166.4	1:39.269
3	41.555	178.5	35.520	27.174	166.4	1:44.249	15	38.821	181.8	34.347	26.088	167.4	1:39.256
4	39.097	182.7	35.061	26.437	167.4	1:40.595	16	38.709	183.0	34.626	42.543		1:55.878 Pit
5	38.691	181.8	36.128	26.175	166.6	1:40.994	17	12:03.089	161.9	38.853	29.198	165.6	13:11.140
6	38.538	181.2	35.715	25.944	167.7	1:40.197	18	38.668	181.8	34.197	26.368	166.4	1:39.233
7	39.638	179.4	38.541	42.285		2:00.464 Pit	19	38.571	181.8	34.796	36.520		1:49.887 Pit
8	3:42.318	181.8	35.109	25.907	168.4	4:43.334	20	3:44.366	178.5	34.367	26.680	166.6	4:45.413
9	38.198	184.3	33.859	25.856	167.9	1:37.913	21	37.881	181.8	33.598	26.388	167.4	1:37.867
10	38.517	182.1	33.912	26.061	166.6	1:38.490	22	38.185	180.6	33.977	26.070	167.1	1:38.232
11	39.614	181.5	34.003	26.865	167.4	1:40.482	23	38.170	183.6	41.128	40.365		1:59.663 Pit
12	41.143	183.0	34.304	26.327	167.7	1:41.774							



Circuit Length - 3.841 kilometres
Paul Ricard

Weather/Track: Cloud 18C/Dry 25C

Printed at 15:49, Friday, 18 April, 2014

© MST Systems Ltd, 2010 (www.mstworld.com)

Page 3

2014 FIA European Touring Car Cup

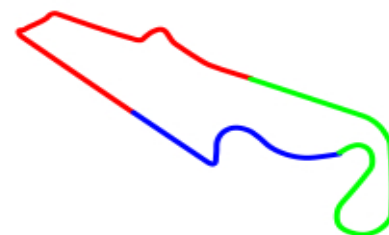
Testing 1 - Sector Analysis Report

Lap S1 Time S1 Spd S2 Time S2 Spd S3 Time S3 Spd Lap Time Pit Lap S1 Time S1 Spd S2 Time S2 Spd S3 Time S3 Spd Lap Time Pit

16 Kaan ONDER				TUR				BMW E90 320 si				S20			
1	12:42.725	168.7	44.392	44.702	14:11.819	Pit	14	39.966	197.8	35.603	26.711	162.6	1:42.280		
2	2:49.165	161.4	39.249	28.313	157.4	3:56.727	15			1:22.082			2:04.210	Pit	
3	42.699	175.0	38.936	28.617	159.0	1:50.252	16	6:08.803	179.1	36.656	28.434	156.5	7:13.893		
4	41.292	177.0	36.775	27.226	161.1	1:45.293	17	40.696	196.0		1:01.991	163.6	1:42.687		
5	42.141	177.3	37.881	26.839	176.4	1:46.861	18	40.488	180.9	35.523	27.063	162.8	1:43.074		
6	41.450	152.9	37.978	26.805	160.4	1:46.233	19	40.097	181.8	35.272	26.649	165.1	1:42.018		
7	42.247	154.9	36.186	26.738	162.4	1:45.171	20	39.740	175.3	35.041	29.223	160.2	1:44.004		
8	40.694	175.3	35.576	36.466		1:52.736	Pit	21	40.129	180.9	37.590		1:53.668	Pit	
9	3:44.702	180.3	40.048	27.756	159.5	4:52.506	22	5:07.390	173.3	35.916	26.942	163.6	6:10.248		
10	40.422	177.3	37.047	26.838	162.4	1:44.307	23	40.158	180.3	35.299	26.802	163.8	1:42.259		
11	40.475	178.5	35.624	26.954	162.4	1:43.053	24	40.082	177.9	35.253	26.771	163.3	1:42.106		
12	40.329	174.4	35.889	26.737	161.9	1:42.955									
13	40.212	179.7	35.385	26.808	161.9	1:42.405									

18 Samuel SLADECKA				SVK				Alfa Romeo 156 S2000				S20			
1				148.5	16:51.470		14	39.723	183.3	34.714	26.783	164.1	1:41.220		
2		1:33.455		155.6	2:03.416		15	39.897	181.2	35.464	26.963	164.8	1:42.324		
3	49.065	170.8	39.766	28.278	180.9	1:57.109	16	41.095	180.6	36.018	38.178		1:55.291	Pit	
4	46.589	174.4	37.780	27.703	162.4	1:52.072	17	5:39.334	174.7	36.687	27.370	162.4	6:43.391		
5	43.669	180.0	36.937	37.576		1:58.182	Pit	18	40.373	180.9	33.976	26.362	163.3	1:40.711	
6	3:33.451	171.9	36.506	26.941	163.6	4:36.898	19	39.729	180.3	34.668	26.699	165.6	1:41.096		
7	41.169	176.4	37.156	27.250	161.4	1:45.575	20	39.350	184.6	34.702	26.381	165.1	1:40.433		
8	40.498	180.9	34.805	26.917	164.3	1:42.220	21	39.242	182.4	34.090	26.168	164.8	1:39.500		
9	40.537	179.1	34.996	26.635	163.6	1:42.168	22	39.131	183.3	33.715	26.554	164.8	1:39.400		
10	40.199	182.7	34.313	27.724	160.7	1:42.236	23	39.298	180.9	34.150	26.261	164.8	1:39.709		
11	39.907	182.1	35.283	26.607	164.6	1:41.797	24	39.585	182.7	34.934	53.592		2:08.111	Pit	
12	39.942	179.7	34.966	27.184	162.1	1:42.092									
13	40.438	176.4	34.991	27.163	162.6	1:42.592									

20 Michal MATEJOVSKY				CZE				BMW E90 320 si				S20			
1	12:09.690	165.1	39.360	28.776	145.1	13:17.826	14	40.016	180.3	34.805	26.317	164.1	1:41.138		
2	43.727	174.7	38.409	26.513	164.3	1:48.649	15	39.298	181.2	35.828	26.912	164.8	1:42.038		
3	41.381	177.0	38.383	27.869	162.1	1:47.633	16	39.789	180.9	37.043	32.181		1:49.013	Pit	
4	42.147	179.4	36.229	26.582	164.3	1:44.958	17	6:03.357	180.0	35.900	26.301	163.3	7:05.558		
5	40.493	177.6	35.351	26.483	162.6	1:42.327	18	40.479	169.0	35.504	26.461	163.1	1:42.444		
6	40.021	178.8	35.759	26.362	163.8	1:42.142	19	39.170	180.6	34.707	26.217	162.8	1:40.094		
7	40.077	179.1	35.925	37.536		1:53.538	Pit	20	39.326	180.9	34.518	26.311	164.6	1:40.155	
8	3:36.969	179.4	35.360	27.047	163.3	4:39.376	21	39.422	178.8	34.842	26.332	162.6	1:40.596		
9	40.479	162.8	39.715	30.951		1:51.145	Pit	22	39.323	180.9	34.713	26.358	163.6	1:40.394	
10	3:27.890	180.0	35.030	26.434	163.3	4:29.354	23	39.322	180.9	35.028	26.632	163.8	1:40.982		
11	39.445	180.6	34.563	26.242	163.8	1:40.250	24	41.480	177.3	36.141	33.937		1:51.558	Pit	
12	39.367	181.8	36.304	26.487	163.8	1:42.158									
13	39.357	180.0	34.817	27.987	161.6	1:42.161									



Circuit Length - 3.841 kilometres
Paul Ricard

Weather/Track: Cloud 18C/Dry 25C

2014 FIA European Touring Car Cup

Testing 1 - Sector Analysis Report

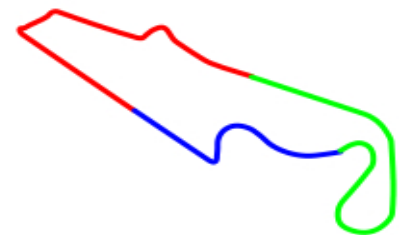
Lap S1 Time S1 Spd S2 Time S2 Spd S3 Time S3 Spd Lap Time Pit Lap S1 Time S1 Spd S2 Time S2 Spd S3 Time S3 Spd Lap Time Pit

22 Petr FULIN				CZE				BMW E90 320 si				S20			
1	12:17.735	174.4	37.146	27.678	159.0	13:22.559	12	39.301	182.7	34.724	26.154	166.1	1:40.179		
2	41.164	177.9	36.937	26.162	166.1	1:44.263	13	39.694	178.8	35.337	26.202	165.1	1:41.233		
3	41.259	181.2	37.521	27.021	164.6	1:45.801	14	39.422	180.3	34.664	26.261	164.3	1:40.347		
4	40.863	178.8	35.068	27.031	162.8	1:42.962	15	39.071	180.9	34.984	26.246	165.6	1:40.301		
5	39.543	176.7	34.677	26.025	164.6	1:40.245	16	38.565	182.7	34.557	26.037	165.1	1:39.159		
6	41.353	179.4	34.480	26.306	164.8	1:42.139	17	39.034	180.6	34.572	32.597		1:46.203 Pit		
7	38.888	180.0	35.129	26.301	165.3	1:40.318	18	8:41.112	177.0	37.378	26.761	164.8	9:45.251		
8	39.134	179.1	34.304	25.779	166.6	1:39.217	19	39.280	179.1	34.878	26.285	164.3	1:40.443		
9	38.881	181.2	35.572	34.801		1:49.254 Pit	20	39.046	179.1	34.644	26.275	164.3	1:39.965		
10	6:42.785	181.2	34.408	28.524	161.6	7:45.717	21	39.587	180.3	34.742	32.460		1:46.789 Pit		
11	39.179	180.3	34.108	25.988	164.6	1:39.275									

27 Mikhail GRACHEV				RUS				BMW E90 320 TC				S2T			
1					170.8	20:49.258	13	38.180	186.8	34.657	26.061	169.8	1:38.898		
2	40.057	183.3	36.812	26.333	171.4	1:43.202	14	38.138	186.5	41.243	26.161	170.3	1:45.542		
3	40.445	185.5	36.304	26.248	171.9	1:42.997	15	38.449	185.8	35.227	34.546		1:48.222 Pit		
4	38.839	185.8	36.604	26.458	172.2	1:41.901	16	6:52.232	185.5	35.612	26.155	170.6	7:53.999		
5	39.520	185.8	36.320	26.966	172.2	1:42.806	17	38.459	186.2	34.816	25.995	171.4	1:39.270		
6	38.728	187.8	35.801	27.591	172.8	1:42.120	18	38.242	186.5	35.309	26.112	172.2	1:39.663		
7	38.428	186.5	35.889	32.088		1:46.405 Pit	19	38.023	187.5	35.021	26.162	172.2	1:39.206		
8	9:11.923	186.5	35.533	26.644	171.4	10:14.100	20	38.801	188.8	34.969	26.010	171.9	1:39.780		
9	38.393	186.8	35.703	26.121	171.4	1:40.217	21	37.989	187.5	34.523	26.496	171.1	1:39.008		
10	39.005	187.1	34.630	25.751	172.2	1:39.386	22	38.137	187.1	34.835	25.870	172.8	1:38.842		
11	38.802	186.8	35.323	26.109	170.6	1:40.234									
12	38.943	185.5	34.968	26.364	170.8	1:40.275									

32 Gilles BRUCKNER				LUX				Ford Fiesta 1.6 16V				S16			
1	14:07.555	138.8	42.973	32.376	127.6	15:22.904	8	1:10.940	137.9	42.002	8:30.241		10:23.183 Pit		
2	50.463	139.1	43.374	31.613	128.1	2:05.450	9	1:15.416	139.5	39.756	30.074	132.1	2:25.246		
3	47.804	139.8	45.385	31.050	129.3	2:04.239	10	45.034	141.7	39.044	30.386	130.9	1:54.464		
4	47.446	137.2	42.888			17:08.329 Pit	11	45.338	170.6	39.420	29.981	131.8	1:54.739		
5	1:12.950	137.5	40.548	31.019	128.5	2:24.517	12	45.362	139.3	38.716	30.037	130.1	1:54.115		
6	46.290	140.8	40.176	30.704	128.7	1:57.170									
7	49.866	87.2	1:03.085	5:33.979		7:26.930 Pit									

33 Ulrike KRAFFT				DEU				Ford Fiesta 1.6 16V				S16			
1	12:24.675	140.0	49.932	2:44.152		15:58.759 Pit	9	1:11.029	156.2	41.266	30.339	141.3	2:22.634		
2	1:14.221	154.2	51.471	32.428	139.8	2:38.120	10	45.362	159.0	39.990	29.986	142.8	1:55.338		
3	50.185	153.4	44.370	31.401	140.9	2:05.956	11	44.498	158.5	40.116	29.544	143.4	1:54.158		
4	46.497	157.2	41.415	30.483	143.8	1:58.395	12	44.763	157.8	40.211	29.653	142.6	1:54.627		
5	47.863	157.8	42.164	30.609	139.8	2:00.636	13	44.646	160.9	39.656	29.497	143.4	1:53.799		
6	47.503	156.9	41.301	30.250	141.9	1:59.054	14	44.342	159.0	39.637	29.641	144.0	1:53.620		
7	45.409	157.2	40.526	30.338	141.9	1:56.273	15	43.507	160.2	40.561	29.662	142.8	1:53.730		
8	45.362	159.7	39.830	4:50.447		6:15.639 Pit									



Circuit Length - 3.841 kilometres
Paul Ricard

Weather/Track: Cloud 18C/Dry 25C

2014 FIA European Touring Car Cup

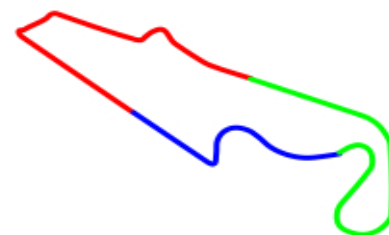
Testing 1 - Sector Analysis Report

Lap S1 Time S1 Spd S2 Time S2 Spd S3 Time S3 Spd Lap Time Pit Lap S1 Time S1 Spd S2 Time S2 Spd S3 Time S3 Spd Lap Time Pit

34 Patrick WOLF					CHE			Ford Fiesta 1.6 16V			S16			
1	12:23.105	139.1	48.725		33.322	129.6	13:45.152	15	45.090	154.5	40.151	30.709	136.8	1:55.950
2	50.846	150.0	43.655		31.651	136.0	2:06.152	16	45.208	158.5	39.742	32.032	139.3	1:56.982
3	52.706	150.2	44.489		1:46.210		3:23.405 Pit	17	44.897	155.1	39.054	30.122	136.3	1:54.073
4	1:07.953	153.6	41.769		33.537	137.7	2:23.259	18	44.369	156.0	40.560	30.899	135.3	1:55.828
5	47.099	151.8	45.556		31.679	137.2	2:04.334	19	45.252	153.4	39.740	3:01.320		4:26.312 Pit
6	46.233	152.9	41.106		30.232	137.4	1:57.571	20	1:07.971	153.1	39.612	30.736	136.8	2:18.319
7	46.278	154.2	42.102		31.770	133.4	2:00.150	21	46.456	155.3	39.342	29.518	137.7	1:55.316
8	45.956	154.5	40.909		30.137	138.6	1:57.002	22	44.397	156.9	40.612	30.920	139.5	1:55.929
9	46.373	152.9	40.489		30.009	137.2	1:56.871	23	44.348	153.6	40.249	30.580	136.1	1:55.177
10	45.729	154.7	40.985		33.188	129.8	1:59.902	24	48.313	154.5	39.310	30.897	137.5	1:58.520
11	46.461	154.0	41.461		30.665	135.8	1:58.587	25	44.337	156.0	38.768	30.036	137.5	1:53.141
12	44.968	155.1	39.690		2:42.114		4:06.772 Pit	26	48.272	156.2	39.224	30.494	136.1	1:57.990
13	1:11.774	148.9	40.826		30.412	136.0	2:23.012							
14	45.188	154.9	39.765		30.688	134.8	1:55.641							

35 Christian KRANENBERG					DEU			Ford Fiesta 1.6 16V			S16			
1						139.8	13:31.590	11	46.427	154.7	42.375	30.905	140.0	1:59.707
2	47.142	152.1	42.469		31.466	140.9	2:01.077	12	44.635	154.0	40.337	30.664	140.4	1:55.636
3	48.118	153.8	41.507		30.354	140.4	1:59.979	13	44.659	150.6	39.746	29.984	139.8	1:54.389
4	45.814	153.4	44.073		30.597	142.2	2:00.484	14	49.495	144.1	43.788	5:52.995		7:26.278 Pit
5	47.123	153.4	41.745		30.978	140.9	1:59.846	15	1:13.019	149.7	39.655	30.453	140.0	2:23.127
6	45.422	152.5	40.645		5:19.297		6:45.364 Pit	16	44.219	151.0	38.935	30.037	140.2	1:53.191
7	1:09.092	150.0	41.212		30.268	139.5	2:20.572	17	44.074	152.9	38.733	29.860	140.9	1:52.667
8	45.244	154.5	40.003		29.777	139.8	1:55.024	18	44.026	155.3	40.658	29.794	142.4	1:54.478
9	45.990	153.6	39.853		30.217	136.0	1:56.060	19	44.249	155.6	38.626	29.527	141.9	1:52.402
10	45.396	149.1	40.809		33.081	139.8	1:59.286							

36 Erwin LUKAS					DEU			Ford Fiesta 1.6 16V			S16			
1	13:57.530	139.8	47.211		34.297	104.4	15:19.038	11	44.787	155.6	39.131	29.877	140.6	1:53.795
2	55.605	177.3	44.859		30.736	141.3	2:11.200	12	44.617	155.1	40.148	29.907	139.8	1:54.672
3	46.264	179.7	43.514		30.354	140.8	2:00.132	13	44.834	156.5	39.905	5:56.613		7:21.352 Pit
4	45.900	154.2	42.885		30.958	140.2	1:59.743	14	1:10.101	154.7	40.692	30.877	137.7	2:21.670
5	45.784	154.0	42.446				16:44.262 Pit	15	44.973	155.1	39.896	30.186	139.1	1:55.055
6	1:04.857	153.8	41.008		30.385	140.2	2:16.250	16	44.822	155.6	40.105	30.064	139.3	1:54.991
7	45.085	155.6	40.667		29.804	140.9	1:55.556	17	45.159	155.6	39.959	30.154	141.3	1:55.272
8	44.729	156.5	40.506		30.011	140.8	1:55.246	18	46.520	154.7	41.949	30.986	140.6	1:59.455
9	44.828	156.2	41.096		29.808	140.9	1:55.732	19	45.380	153.8	41.939	31.220	126.4	1:58.539
10	44.317	157.2	40.616		30.361	135.8	1:55.294							



Circuit Length - 3.841 kilometres
Paul Ricard

Weather/Track: Cloud 18C/Dry 25C

Printed at 15:49, Friday, 18 April, 2014

© MST Systems Ltd, 2010 (www.mstworld.com)

Page 6

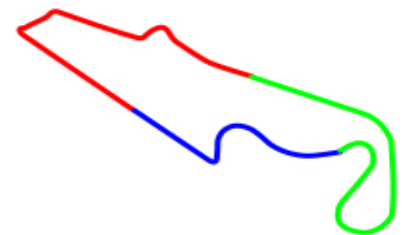
2014 FIA European Touring Car Cup

Testing 1 - Sector Analysis Report

Lap	S1 Time	S1 Spd	S2 Time	S2 Spd	S3 Time	S3 Spd	Lap Time	Pit	Lap	S1 Time	S1 Spd	S2 Time	S2 Spd	S3 Time	S3 Spd	Lap Time	Pit									
39 Ksenia NIKS									UKR Ford Fiesta 1.6 16V									S16								
1	12:52.949	140.6	54.159		36.779	133.3	14:23.887		14	49.377	151.6	44.810		32.214	135.6	2:06.401										
2	55.474	147.3	52.296		39.245	133.6	2:27.015		15	49.323	152.5	43.704		32.469	139.3	2:05.496										
3	57.908	144.9	49.832		35.551	136.5	2:23.291		16	49.425	154.0	44.474		31.423	136.7	2:05.322										
4	55.659	148.9	52.696		35.083	127.2	2:23.438		17	47.989	151.4	43.490		32.151	135.8	2:03.630										
5	55.484	150.4	49.990		3:16.797		5:02.271	Pit	18	47.604	152.9	43.187		30.896	135.6	2:01.687										
6	1:23.744	145.3	50.913		35.592	133.9	2:50.249		19	47.646	153.1	43.234		30.987	136.8	2:01.867										
7	53.134	144.0	47.462		33.489	133.6	2:14.085		20	47.551	154.0	42.475		31.203	136.0	2:01.229										
8	53.452	146.9	47.108		34.438	131.5	2:14.998		21	48.541	152.9	42.563		30.882	137.9	2:01.986										
9	55.188	149.3	46.699		34.609	133.8	2:16.496		22	46.642	152.3	43.687		31.837	137.2	2:02.166										
10	54.642	146.5	47.503		3:01.561		4:43.706	Pit	23	47.059	141.7	42.182		31.716	138.4	2:00.957										
11	1:17.001	150.2	47.299		32.153	134.8	2:36.453		24	46.760	153.1	41.864		30.713	137.4	1:59.337										
12	49.911	152.1	44.851		32.789	135.5	2:07.551																			
13	50.335	151.8	44.496		32.272	135.8	2:07.103																			

55 Andreas PFISTER									DEU SEAT Leon Copa									SMT								
1	13:51.958	135.5	50.591		29.724	156.7	15:12.273		10	39.388	179.7	35.186		26.604	162.6	1:41.178										
2	41.471	177.0	39.555		30.829	162.4	1:51.855		11	39.191	178.8	35.212		26.804	162.8	1:41.207										
3	42.841	173.3	36.373		26.823	164.3	1:46.037		12	39.063	178.5	35.107		26.409	163.3	1:40.579										
4	39.701	175.8	36.221		26.860	162.8	1:42.782		13	40.006	178.2	36.549		40.755		1:57.310	Pit									
5	39.709	177.6	35.666		26.469	164.1	1:41.844		14	11:06.089	116.1	45.153		32.260	162.1	12:23.502										
6	39.039	178.8	35.617		29.103	157.2	1:43.759		15	39.235	178.5	35.144		26.504	163.1	1:40.883										
7	41.414	178.5	36.492		38.842		1:56.748	Pit	16	39.772	177.3	35.382		26.462	163.3	1:41.616										
8	8:21.819	150.6	52.770		31.191	160.9	9:45.780		17	39.169	179.1	40.672		36.703		1:56.544	Pit									
9	39.528	178.2	35.337		26.849	161.9	1:41.714																			

56 Aku PELLINEN									FIN SEAT Leon Copa									SMT								
1	12:32.907	154.0	43.149		30.012	162.1	13:46.068		15	39.892	175.0	36.209		26.640	161.4	1:42.741										
2	43.400	173.6	38.667		27.742	176.1	1:49.809		16	39.795	179.1	35.132		26.947	161.6	1:41.874										
3			1:21.387			162.8	1:49.721		17	39.793	179.4	34.984		27.153	161.9	1:41.930										
4	41.628	173.0	36.357		28.058		1:46.043		18	39.837	178.8	37.385		41.323		1:58.545	Pit									
5	40.903	177.0	36.159		26.814	163.8	1:43.876		19	6:39.376	177.3	36.961		26.383	163.6	7:42.720										
6	41.215	178.5	37.598		27.082	162.1	1:45.895		20	39.403	181.2	35.165		26.102	164.1	1:40.670										
7	40.760	175.8	35.858		26.623	162.6	1:43.241		21	39.426	177.9	34.415		26.196	161.9	1:40.037										
8	48.310	168.2	38.635		44.928		2:11.873	Pit	22	39.651	181.5	34.288		26.137	162.4	1:40.076										
9	5:15.442	176.1	35.520		26.917	161.6	6:17.879		23	39.380	179.4	34.744		26.134	162.1	1:40.258										
10	39.807	177.9	35.072		26.663	163.1	1:41.542		24	39.281	178.2	34.746		26.070	162.6	1:40.097										
11	40.514	182.1	36.459		27.033	161.6	1:44.006		25	39.500	175.0	35.167		26.232	162.1	1:40.899										
12	41.444	183.3	42.374		26.907	161.6	1:50.725		26	39.335	180.0	34.774		26.291	179.4	1:40.400										
13	40.983	171.9	36.680		27.168	161.1	1:44.831		27	40.260	179.4	36.396		42.006		1:58.662	Pit									
14	40.028	174.7	35.903		27.214	161.1	1:43.145																			



Circuit Length - 3.841 kilometres
Paul Ricard

Weather/Track: Cloud 18C/Dry 25C

2014 FIA European Touring Car Cup

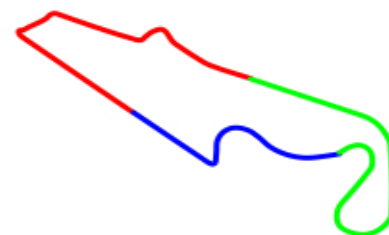
Testing 1 - Sector Analysis Report

Lap S1 Time S1 Spd S2 Time S2 Spd S3 Time S3 Spd Lap Time Pit Lap S1 Time S1 Spd S2 Time S2 Spd S3 Time S3 Spd Lap Time Pit

57 Mikhail MALEEV				RUS			SEAT Leon Copa			SMT			
1	11:46.567	124.7	43.966	30.559	152.5	13:01.092	13	39.345	174.4	42.255	27.134	159.5	1:48.734
2	47.365	173.0	37.729	28.416	161.4	1:53.510	14	40.097	173.9	35.951	27.347	159.2	1:43.395
3	41.620	171.9	36.200	29.796	138.9	1:47.616	15	42.025	174.4	35.780	3:47.378		5:05.183 Pit
4	40.707	172.5	37.577	27.649	163.6	1:45.933	16	1:00.587	176.1	35.791	27.212	160.4	2:03.590
5	40.314	171.9	36.469	27.096	161.4	1:43.879	17	40.843	172.2	37.279	27.234	160.7	1:45.356
6	40.318	174.7	35.129	1:49.701		3:05.148 Pit	18	40.191	176.4	36.240	27.222	159.2	1:43.653
7	1:00.203	172.5	39.396	26.779	160.9	2:06.378	19	40.770	174.7	35.969	27.442	159.2	1:44.181
8	40.058	172.8	35.412	26.746	161.9	1:42.216	20	40.731	175.3	36.881	7:37.029		8:54.641 Pit
9	40.152	173.6	37.795	26.852	160.4	1:44.799	21	1:09.529	175.8	37.246	27.389	160.0	2:14.164
10	39.653	175.3	36.046	26.827	160.9	1:42.526	22	40.597	175.0	36.190	27.488	160.9	1:44.275
11	39.683	174.7	37.614	26.707	160.9	1:44.004	23	40.455	173.9	37.583	27.834	159.7	1:45.872
12	39.574	172.5	35.355	26.817	159.7	1:41.746							

58 Sergi RYABOV				RUS			SEAT Leon Copa			SMT			
1	11:49.189	137.9	44.460	30.769	149.3	13:04.418	16	39.659	177.3	35.293	26.631	162.4	1:41.583
2	45.359	173.6	38.304	28.863	161.4	1:52.526	17	39.316	178.8	35.668	26.681	162.8	1:41.665
3	42.791	174.7	38.167	1:33.507		2:54.465 Pit	18	39.586	178.8	35.401	26.630	163.3	1:41.617
4	1:08.129	203.3	36.710	26.956	161.4	2:11.795	19	39.149	177.9	35.190	26.597	163.8	1:40.936
5	40.254	175.6	37.072	26.802	162.8	1:44.128	20	39.336	178.8	35.037	26.579	163.6	1:40.952
6	42.689	176.4	36.126	26.508	161.6	1:45.323	21	39.102	177.3	34.659	26.475	163.1	1:40.236
7	39.994	177.6	35.704	26.535	162.6	1:42.233	22	38.967	178.5	34.644	26.799	162.6	1:40.410
8	40.519	174.7	35.855	26.843	162.1	1:43.217	23	39.234	178.5	35.004	3:34.796		4:49.034 Pit
9	40.158	177.0	35.343	26.420	163.6	1:41.921	24	1:03.039	176.1	37.088	27.292	162.6	2:07.419
10	40.795	177.0	35.740	26.942	163.1	1:43.477	25	39.432	178.5	34.921	26.386	163.6	1:40.739
11	40.838	153.8	1:08.973	5:55.929		7:45.740 Pit	26	39.105	178.5	34.867	27.077	161.1	1:41.049
12	1:04.165	171.4	35.627	27.356	162.4	2:07.148	27	39.197	178.2	34.937	26.794	163.6	1:40.928
13	39.753	178.5	35.867	26.951	163.3	1:42.571	28	38.983	178.5	35.366	26.257	162.6	1:40.606
14	39.911	177.9	35.648	26.849	162.1	1:42.408							
15	39.971	178.8	35.090	26.561	161.9	1:41.622							

59 Dmitry BRAGIN				RUS			SEAT Leon Copa			SMT			
1	11:47.218	126.6	44.078	30.995	139.5	13:02.291	16	41.496	178.5	35.011	26.525	163.3	1:43.032
2	46.538	171.7	38.077	28.420	162.1	1:53.035	17	39.891	178.5	36.160	26.284	162.1	1:42.335
3	41.455	172.5	37.986	28.838	163.3	1:48.279	18	39.242	179.1	34.679	26.322	162.1	1:40.243
4	39.958	176.7	36.229	26.526	162.8	1:42.713	19	40.195	160.4	40.177	4:16.085		5:36.457 Pit
5	39.437	176.1	36.948	26.379	163.8	1:42.764	20	1:06.673	177.6	35.110	26.696	163.8	2:08.479
6	39.942	177.9	35.862	2:35.974		3:51.778 Pit	21	38.905	178.5	34.346	26.649	162.8	1:39.900
7	1:05.173	178.2	36.243	26.318	162.4	2:07.734	22	38.756	178.8	35.071	26.227	163.6	1:40.054
8	39.443	178.2	34.735	26.349	163.1	1:40.527	23	38.789	180.6	34.712	26.292	163.6	1:39.793
9	39.261	179.4	35.084	26.247	163.6	1:40.592	24	39.236	177.6	34.486	26.479	162.4	1:40.201
10	39.394	178.5	34.788	26.529	162.6	1:40.711	25	39.046	178.5	34.651	26.101	163.1	1:39.798
11	39.531	178.5	34.922	26.296	163.6	1:40.749	26	39.030	178.8	35.381	26.352	163.8	1:40.763
12	47.326	135.1	43.938	4:23.903		5:55.167 Pit	27	38.980	178.8	34.416	26.003	163.8	1:39.399
13	1:04.085	175.8	34.749	26.684	162.8	2:05.518	28	38.912	179.1	34.254	26.180	164.8	1:39.346
14	39.106	177.9	34.705	26.251	163.6	1:40.062							
15	39.103	180.9	36.188	26.351	163.1	1:41.642							



Circuit Length - 3.841 kilometres
Paul Ricard

Weather/Track: Cloud 18C/Dry 25C

Printed at 15:49, Friday, 18 April, 2014

© MST Systems Ltd, 2010 (www.mstworld.com)

Page 8

2014 FIA European Touring Car Cup

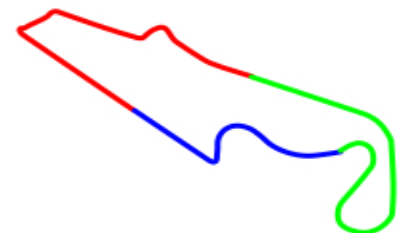
Testing 1 - Sector Analysis Report

Lap S1 Time S1 Spd S2 Time S2 Spd S3 Time S3 Spd Lap Time Pit Lap S1 Time S1 Spd S2 Time S2 Spd S3 Time S3 Spd Lap Time Pit

60 Vladimir NIKOLAEV						RUS			SEAT Leon Copa			SMT		
1	11:51.572	111.1	45.711	30.546	152.5	13:07.829	16	40.020	175.0	36.419	5:34.002	6:50.441	Pit	
2	45.502	166.9	40.377	28.856	161.6	1:54.735	17	1:02.377	177.3	36.688	26.724	163.1	2:05.789	
3	43.493	175.0	39.237	29.073	157.6	1:51.803	18	40.404	177.6	35.320	27.636	161.9	1:43.360	
4	44.720	171.4	37.630	27.441	162.1	1:49.791	19	40.236	174.1	35.547	27.912	162.1	1:43.695	
5	42.427	170.3	36.719	2:03.946		3:23.092	Pit	20	39.646	171.4	36.123	2:37.443	3:53.212	Pit
6	58.586	175.6	36.061	26.993	163.3	2:01.640	21	1:03.540	171.9	35.926	27.244	161.9	2:06.710	
7	40.342	175.6	36.391	26.990	163.3	1:43.723	22	38.941	176.4	36.136	26.343	163.6	1:41.420	
8	40.699	173.9	36.598	26.838	163.3	1:44.135	23	40.086	174.7	35.559	27.059	159.2	1:42.704	
9	39.970	177.0	37.707	28.232	160.2	1:45.909	24	41.086	161.4	35.961	27.195	160.2	1:44.242	
10	40.170	174.7	35.880	26.635	163.1	1:42.685	25	40.196	173.6	35.599	29.474	158.5	1:45.269	
11	40.689	177.6	35.481	26.712	162.4	1:42.882	26	41.162	177.0	37.504	26.792	163.3	1:45.458	
12	39.718	177.0	35.420	26.642	162.4	1:41.780	27	39.656	175.6	35.291	26.566	163.6	1:41.513	
13	39.942	177.9	35.779	27.712	160.7	1:43.433	28	40.269	175.6	34.988	26.429	162.8	1:41.686	
14	40.007	170.6	36.033	26.492	162.4	1:42.532								
15	39.683	175.8	35.835	26.854	161.4	1:42.372								

66 Ronny JOST						CHE			SEAT Leon Copa			SMT		
1				154.5	13:08.319	9	42.144	174.4	39.161	3:46.798	5:08.103	Pit		
2				164.8	1:55.618	10	1:05.062	176.7	36.952	27.151	161.4	2:09.165		
3	42.535	175.8	40.188	27.772	163.8	1:50.495	11	40.470	177.0	36.138	26.671	162.4	1:43.279	
4	43.145	175.6	37.264	27.227	163.8	1:47.636	12	39.978	177.3	35.727	26.700	163.1	1:42.405	
5	42.627	171.9	36.662	26.879	162.1	1:46.168	13	40.301	177.0	37.972	27.093	163.3	1:45.366	
6	42.353	137.5	40.093	27.109	163.8	1:49.555	14	40.285	175.6	35.968	26.710	163.1	1:42.963	
7	41.041	175.8	36.105	26.556	162.6	1:43.702	15	39.792	178.8	35.824	6:43.275	7:58.891	Pit	
8	40.168	177.3	36.659	27.061	163.1	1:43.888								

69 Urs SONDEREGGER						CHE			SEAT Leon Copa			SMT		
1	11:33.327	169.0	49.683	32.795	12:55.805	15	1:20.995	171.9	40.831	29.248	159.2	2:31.074		
2	48.621	175.6	41.383	30.761	161.1	2:00.765	16	41.982	169.8	39.339	27.547	163.6	1:48.868	
3	47.341	177.3	40.363	27.986	164.3	1:55.690	17	40.280	177.6	36.369	27.615	162.4	1:44.264	
4	42.572	177.9	38.070	28.630	161.4	1:49.272	18	40.101	179.1	47.264	3:22.266		4:49.631	Pit
5	41.848	214.2	36.989	27.583	162.8	1:46.420	19	1:10.143	176.4	37.477	27.406	164.3	2:15.026	
6	40.883	177.3	36.491	27.154	163.8	1:44.528	20	41.204	177.9	35.902	27.096	163.6	1:44.202	
7	40.801	177.9	36.832	28.585	160.2	1:46.218	21	40.295	178.5	35.508	26.671	163.1	1:42.474	
8	42.330	178.8	44.293	4:08.434		5:35.057	Pit	22	39.777	178.8	34.763	27.103	161.4	1:41.643
9	1:16.936	175.8	37.178	27.548	161.6	2:21.662	23	40.292	178.2	36.502	26.944	163.6	1:43.738	
10	40.907	176.1	36.246	27.019	163.1	1:44.172	24	40.083	176.7	36.097	27.003	163.1	1:43.183	
11	40.560	178.8	36.391	26.864	162.8	1:43.815	25	40.338	178.2	35.076	27.305	162.4	1:42.719	
12	40.099	177.3	36.171	27.305	159.7	1:43.575	26	40.041	177.9	35.062	26.879	164.1	1:41.982	
13	40.090	177.0	36.058	27.420	160.2	1:43.568	27	39.868	177.6	35.405	27.452	157.4	1:42.725	
14	40.700	176.1	36.933	4:21.350		5:38.983	Pit							



Circuit Length - 3.841 kilometres
Paul Ricard

Weather/Track: Cloud 18C/Dry 25C

Printed at 15:49, Friday, 18 April, 2014

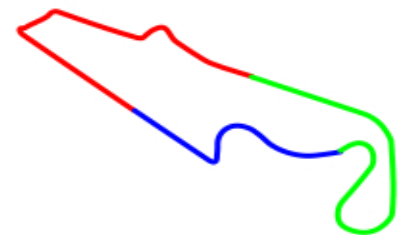
© MST Systems Ltd, 2010 (www.mstworld.com)

Page 9

2014 FIA European Touring Car Cup Testing 1 - Best Sector Times Report

POS	NO	SECTOR 1		SECTOR 2		SECTOR 3		IDEAL/BEST LAP COMPARISON							
		TIME	LAP	NO	TIME	LAP	NO	TIME	LAP	NO	NAME	IDEAL	BEST	LAP	DIFF
1	12	37.270	9	3	33.419	17	12	25.145	4	12	KARAMYSHE	1:36.203	1:36.698	4	+ 0.495
2	3	37.534	18	15	33.598	21	3	25.399	17	3	SKUZ	1:36.352	1:36.511	17	+ 0.159
3	6	37.733	13	18	33.715	22	6	25.567	4	15	KISS	1:37.335	1:37.867	21	+ 0.532
4	15	37.881	21	12	33.788	7	27	25.751	10	6	ENGSTLER	1:37.450	1:37.670	12	+ 0.220
5	27	37.989	21	22	34.108	11	22	25.779	8	27	GRACHEV	1:38.263	1:38.842	22	+ 0.579
6	2	38.522	5	6	34.150	12	15	25.856	9	22	FULIN	1:38.452	1:39.159	16	+ 0.707
7	22	38.565	16	59	34.254	28	4	25.866	18	2	HOMOLA	1:38.722	1:39.099	18	+ 0.377
8	59	38.756	22	2	34.283	15	2	25.917	19	59	BRAGIN	1:39.013	1:39.346	28	+ 0.333
9	7	38.877	14	56	34.288	22	59	26.003	27	18	SLADECKA	1:39.014	1:39.400	22	+ 0.386
10	60	38.941	22	20	34.518	20	56	26.070	24	56	PELLINEN	1:39.639	1:40.037	21	+ 0.398
11	58	38.967	22	27	34.523	21	18	26.168	21	4	BITER	1:39.771	1:39.889	18	+ 0.118
12	55	39.039	6	11	34.607	15	20	26.217	19	58	RYABOV	1:39.868	1:40.236	21	+ 0.368
13	18	39.131	22	58	34.644	22	58	26.257	28	20	MATEJOVSK	1:39.905	1:40.094	19	+ 0.189
14	10	39.146	18	4	34.686	23	60	26.343	22	60	NIKOLAEV	1:40.272	1:41.420	22	+ 1.148
15	20	39.170	19	69	34.763	22	11	26.371	6	7	RIKLI	1:40.379	1:40.560	14	+ 0.181
16	4	39.219	20	7	34.964	14	55	26.409	12	11	KRALEV	1:40.494	1:40.724	15	+ 0.230
17	56	39.281	24	60	34.988	28	7	26.538	18	55	PFISTER	1:40.555	1:40.579	12	+ 0.024
18	57	39.345	13	16	35.041	20	66	26.556	7	57	MALEEV	1:41.181	1:41.746	12	+ 0.565
19	11	39.516	18	55	35.107	12	9	26.583	6	69	SONDEREGG	1:41.211	1:41.643	22	+ 0.432
20	8	39.604	10	57	35.129	6	10	26.614	16	10	GUGGER	1:41.355	1:41.624	22	+ 0.269
21	16	39.740	20	10	35.595	22	16	26.649	19	16	ONDER	1:41.430	1:42.018	19	+ 0.588
22	69	39.777	22	8	35.722	15	69	26.671	21	66	JOST	1:42.075	1:42.405	12	+ 0.330
23	66	39.792	15	66	35.727	12	57	26.707	11	8	NAGY	1:42.187	1:42.579	10	+ 0.392
24	9	40.154	5	14	35.750	18	8	26.861	9	9	FISCHER	1:42.979	1:43.024	6	+ 0.045
25	14	40.215	21	9	36.242	6	14	27.229	17	14	VESNIC	1:43.194	1:44.160	18	+ 0.966
26	33	43.507	15	35	38.626	19	33	29.497	13	35	KRANENBER	1:52.179	1:52.402	19	+ 0.223
27	35	44.026	18	32	38.716	12	34	29.518	21	34	WOLF	1:52.623	1:53.141	25	+ 0.518
28	36	44.317	10	34	38.768	25	35	29.527	19	33	KRAFFT	1:52.641	1:53.620	14	+ 0.979
29	34	44.337	25	36	39.131	11	36	29.804	7	36	LUKAS	1:53.252	1:53.795	11	+ 0.543
30	32	45.034	10	33	39.637	14	32	29.981	11	32	BRUCKNER	1:53.731	1:54.115	12	+ 0.384
31	39	46.642	22	39	41.864	24	39	30.713	24	39	NIKS	1:59.219	1:59.337	24	+ 0.118

'Perfect Lap' - 1:35.834



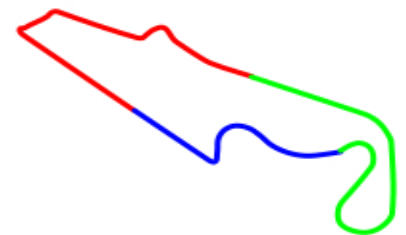
Circuit Length - 3.841 kilometres
Paul Ricard

Weather/Track: Cloud 18C/Dry 25C

2014 FIA European Touring Car Cup

Testing 1 - Best Sector Speeds Report

SECTOR 1				SECTOR 2		SECTOR 3						
POS	NO	NAME	SPEED	LAP	NO	NAME	SPEED	LAP	NO	NAME	SPEED	LAP
1	12	KARAMYSHEV	228.3	17	10	GUGGER	196.3	16				
2	69	SONDEREGGE	214.2	5	4	BITER	186.2	18				
3	58	RYABOV	203.3	4	18	SLADECKA	180.9	3				
4	16	ONDER	197.8	14	56	PELLINEN	179.4	26				
5	3	SKUZ	193.2	14	3	SKUZ	176.4	13				
6	6	ENGSTLER	189.8	12	16	ONDER	176.4	5				
7	27	GRACHEV	188.8	20	12	KARAMYSHEV	176.1	4				
8	2	HOMOLA	186.8	16	6	ENGSTLER	174.4	4				
9	4	BITER	185.5	23	27	GRACHEV	172.8	6				
10	18	SLADECKA	184.6	20	2	HOMOLA	171.4	14				
11	15	KISS	184.3	9	15	KISS	170.0	2				
12	56	PELLINEN	183.3	12	22	FULIN	166.6	8				
13	22	FULIN	182.7	12	7	RIKLI	166.4	14				
14	20	MATEJOVSKY	181.8	12	14	VESNIC	165.1	3				
15	7	RIKLI	181.2	17	20	MATEJOVSKY	164.8	15				
16	10	GUGGER	181.2	16	59	BRAGIN	164.8	28				
17	59	BRAGIN	180.9	15	66	JOST	164.8	2				
18	14	VESNIC	180.0	20	9	FISCHER	164.6	6				
19	8	NAGY	179.7	15	55	PFISTER	164.3	3				
20	36	LUKAS	179.7	3	69	SONDEREGGE	164.3	3				
21	55	PFISTER	179.7	10	11	KRALEV	164.1	15				
22	11	KRALEV	178.8	16	58	RYABOV	163.8	19				
23	66	JOST	178.8	15	57	MALEEV	163.6	4				
24	60	NIKOLAEV	177.9	13	60	NIKOLAEV	163.6	22				
25	57	MALEEV	176.4	18	8	NAGY	162.6	10				
26	9	FISCHER	174.7	5	33	KRAFFT	144.0	14				
27	32	BRUCKNER	170.6	11	35	KRANENBERG	142.4	18				
28	33	KRAFFT	160.9	13	36	LUKAS	141.3	2				
29	34	WOLF	158.5	16	34	WOLF	139.5	22				
30	35	KRANENBERG	155.6	19	39	NIKS	139.3	15				
31	39	NIKS	154.0	16	32	BRUCKNER	132.1	9				



Circuit Length - 3.841 kilometres
Paul Ricard

Weather/Track: Cloud 18C/Dry 25C



EUROPEAN TOURING CAR CUP TESTING 2 - CLASSIFICATION

NO	CL	DRIVER	NAT	CAR	TIME	ON	LAPS	GAP	DIFF	KM/H
1	3	S2T Igor SKUZ	UKR	Chevrolet Cruze 1.6T	1:35.750	22	22			144.41
2	12	S2T Nikolay KARAMYSHEV	RUS	Chevrolet Cruze 1.6T	1:35.895	2	22	0.145	0.145	144.19
3	27	S2T Mikhail GRACHEV	RUS	BMW E90 320 TC	1:37.388	16	21	1.638	1.493	141.98
4	2	S2T Mato HOMOLA	SVK	BMW E90 320 TC	1:37.649	20	25	1.899	0.261	141.60
5	6	S2T Franz ENGSTLER	DEU	BMW E90 320 TC	1:37.756	14	16	2.006	0.107	141.45
6	22	S20 Petr FULIN	CZE	BMW E90 320 si	1:37.868	9	9	2.118	0.112	141.28
7	55	SMT Andreas PFISTER	DEU	SEAT Leon Copa	1:38.910	12	16	3.160	1.042	139.79
8	59	SMT Dmitry BRAGIN	RUS	SEAT Leon Copa	1:38.922	22	25	3.172	0.012	139.78
9	20	S20 Michal MATEJOVSKY	CZE	BMW E90 320 si	1:38.989	11	21	3.239	0.067	139.68
10	56	SMT Aku PELLINEN	FIN	SEAT Leon Copa	1:39.330	10	19	3.580	0.341	139.20
11	11	S20 Plamen KRALEV	BGR	BMW E90 320 si	1:39.613	6	8	3.863	0.283	138.81
12	7	S20 Peter RIKLI	CHE	Honda Civic FD	1:39.710	17	24	3.960	0.097	138.67
13	18	S20 Samuel SLADECKA	SVK	Alfa Romeo 156 S2000	1:39.789	15	16	4.039	0.079	138.56
14	10	S20 Andrina GUGGER	CHE	Honda Civic FD	1:39.861	24	24	4.111	0.072	138.46
15	15	S20 Norbert KISS	HUN	Alfa Romeo 156 S2000	1:39.867	2	4	4.117	0.006	138.46
16	4	S2T Aytac BITER	TUR	BMW E90 320 TC	1:40.318	11	15	4.568	0.451	137.83
17	58	SMT Sergi RYABOV	RUS	SEAT Leon Copa	1:40.448	23	27	4.698	0.130	137.65
18	14	S20 Milovan VESNIC	SRB	BMW E90 320 si	1:40.634	20	22	4.884	0.186	137.40
19	57	SMT Mikhail MALEEV	RUS	SEAT Leon Copa	1:40.675	21	29	4.925	0.041	137.34
20	60	SMT Vladimir NIKOLAEV	RUS	SEAT Leon Copa	1:40.916	22	27	5.166	0.241	137.02
21	9	S20 Christian FISCHER	CHE	BMW E90 320 si	1:40.937	19	25	5.187	0.021	136.99
22	8	S20 Norbert NAGY	HUN	Chevrolet Cruze LT	1:41.125	7	16	5.375	0.188	136.73
23	69	SMT Urs SONDEREGGER	CHE	SEAT Leon Copa	1:41.176	26	26	5.426	0.051	136.66
24	16	S20 Kaan ONDER	TUR	BMW E90 320 si	1:41.748	14	14	5.998	0.572	135.90
25	66	SMT Ronny JOST	CHE	SEAT Leon Copa	1:41.750	10	17	6.000	0.002	135.89
26	39	S16 Ksenia NIKS	UKR	Ford Fiesta 1.6 16V	1:57.723	7	24	21.973	15.973	117.45

Circuit Paul Ricard
Circuit Length: 3.841 km / 2.387 miles
Start: 17:30 Flag: 18:30

Weather/Track: Sun 19°C / Dry 23°C

Race Director	Steward:	Timekeeper	Posted at:
---------------	----------	------------	------------

www.mstworld.com

Printed -18:33 Friday, 18 April 2014



Circuit Paul Ricard – 19 / 20 April 2014
www.fiaetcc.com

2014 FIA European Touring Car Cup

Testing 2 - Sector Analysis Report

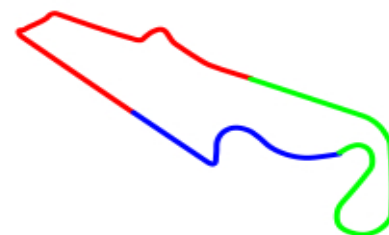
Lap S1 Time S1 Spd S2 Time S2 Spd S3 Time S3 Spd Lap Time Pit Lap S1 Time S1 Spd S2 Time S2 Spd S3 Time S3 Spd Lap Time Pit

2 Mato HOMOLA SVK					BMW E90 320 TC					S2T				
1	15:56.913	143.4	39.829	27.604	160.7	17:04.346	14	38.035	185.8	34.702	28.952	169.0	1:41.689	
2	45.325	178.8	39.808	26.616	168.2	1:51.749	15	38.162	185.8	36.285	29.200	169.2	1:43.647	
3	48.138	98.3	56.433	52.170		2:36.741 Pit	16	38.127	186.5	33.754	25.887	170.3	1:37.768	
4	6:20.855	180.9	36.375	26.299	168.4	7:23.529	17	37.670	187.5	37.044	30.843	168.4	1:45.557	
5	38.342	184.9	33.949	25.547	169.8	1:37.838	18	38.368	185.5	34.031	25.822	169.8	1:38.221	
6	37.963	185.5	34.170	25.520	169.5	1:37.653	19	42.175	141.1	44.141	26.830	168.4	1:53.146	
7	38.050	186.5	33.915	25.699	170.6	1:37.664	20	38.115	186.2	33.887	25.647	169.5	1:37.649	
8	47.625	104.9	52.747	51.925		2:32.297 Pit	21	38.042	187.1	34.723	26.019	169.0	1:38.784	
9	4:17.663	140.9	36.716	26.337	168.2	5:20.716	22	38.168	187.1	33.850	26.241	167.9	1:38.259	
10	38.699	186.8	35.340	26.170	169.0	1:40.209	23	37.964	186.5	34.014	26.168	167.7	1:38.146	
11	38.220	188.4	34.840	25.866	169.5	1:38.926	24	42.520	131.8	42.312	33.307	124.7	1:58.139	
12	37.881	186.2	33.815	26.175	167.1	1:37.871	25	53.276	101.5	52.075	53.912		2:39.263 Pit	
13	38.180	185.5	33.858	25.743	169.8	1:37.781								

3 Igor SKUZ UKR					Chevrolet Cruze 1.6T					S2T				
1	21:31.077	181.5	37.996	28.481	173.3	22:37.554	13	37.448	190.1	33.773	25.626	172.8	1:36.847	
2	38.277	192.5	35.424	26.106	172.5	1:39.807	14	37.469	191.1	33.588	25.873	174.4	1:36.930	
3	38.425	191.8	34.244	25.909	172.8	1:38.578	15	37.317	191.4	33.914	25.503	174.4	1:36.734	
4	38.655	186.5	35.352	3:53.810		5:07.817 Pit	16	37.609	192.5	34.193	3:16.863		4:28.665 Pit	
5	1:08.933	138.8	38.233	26.537	173.3	2:13.703	17	58.413	187.5	36.855	28.394	172.5	2:03.662	
6	37.508	192.8	34.451	25.987	174.7	1:37.946	18	37.162	191.8	33.437	25.358	173.3	1:35.957	
7	37.423	192.8	33.723	25.329	173.9	1:36.475	19	37.055	191.4	33.412	25.339	173.0	1:35.806	
8	37.383	192.8	33.701	25.589	174.7	1:36.673	20	37.057	191.4	33.501	25.495	173.9	1:36.053	
9	37.786	191.4	34.292	25.681	172.8	1:37.759	21	38.904	179.1	36.568	25.757	173.9	1:41.229	
10	37.766	191.4	33.796	25.485	173.0	1:37.047	22	37.064	191.4	33.324	25.362	173.6	1:35.750	
11	37.537	192.1	33.927	3:51.001		5:02.465 Pit								
12	1:01.975	186.2	37.396	25.772	173.9	2:05.143								

4 Aytac BITER TUR					BMW E90 320 TC					S2T				
1	29:08.594	183.0	36.385	38.304		30:23.283 Pit	9	40.426	178.8	35.133	26.019	169.2	1:41.578	
2	1:47.359	184.9	35.866	27.478	165.3	2:50.703	10	40.596	185.2	34.778	25.957	168.4	1:41.331	
3	39.687	189.1	35.171	31.046	173.0	1:45.904	11	39.340	186.8	34.770	26.208	168.4	1:40.318	
4	40.480	187.1	34.998	26.459	168.7	1:41.937	12	38.927	184.6	36.221	38.830		1:53.978 Pit	
5	39.345	194.2	35.892	26.477	168.2	1:41.714	13	10:19.400	179.7	35.752	26.077	169.5	11:21.229	
6	39.560	182.7	35.687	26.262	180.9	1:41.509	14	39.140	184.6	34.547	26.753	166.4	1:40.440	
7	40.194	185.5	38.812	41.911		2:00.917 Pit	15	38.943	191.1	35.035	38.721		1:52.699 Pit	
8	3:16.909	184.9	35.844	26.648	166.6	4:19.401								

6 Franz ENGSTLER DEU					BMW E90 320 TC					S2T				
1	32:29.897	182.4	35.607	1:19.426		34:24.930 Pit	10	37.888	188.4	34.291	26.109	170.6	1:38.288	
2	1:00.176	185.8	34.338	26.310	169.5	2:00.824	11	37.854	188.1	38.716	3:15.148		4:31.718 Pit	
3	38.537	186.8	34.228	25.826	170.0	1:38.591	12	1:00.288	184.9	34.580	26.190	170.8	2:01.058	
4	38.169	187.5	40.898	26.347	170.6	1:45.414	13	40.170	186.5	34.573	26.342	169.2	1:41.085	
5	38.349	187.5	34.221	26.288	169.5	1:38.858	14	38.002	187.1	34.116	25.638	171.1	1:37.756	
6	38.154	188.4	34.186	26.148	169.0	1:38.488	15	38.435	188.8	34.447	25.841	169.2	1:38.723	
7	38.033	188.4	37.002	2:31.207		3:46.242 Pit	16	37.471	188.1	34.790	26.224	172.5	1:38.485	
8	1:03.442	173.0	36.738	27.562	169.0	2:07.742								
9	38.131	187.8	33.955	26.098	170.8	1:38.184								



Circuit Length - 3.841 kilometres
Paul Ricard

Weather/Track: Sun 19C/Dry 23C

Printed at 18:41, Friday, 18 April, 2014

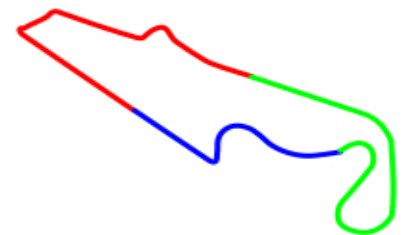
© MST Systems Ltd, 2010 (www.mstworld.com)

Page 1

2014 FIA European Touring Car Cup

Testing 2 - Sector Analysis Report

Lap	S1 Time	S1 Spd	S2 Time	S2 Spd	S3 Time	S3 Spd	Lap Time	Pit	Lap	S1 Time	S1 Spd	S2 Time	S2 Spd	S3 Time	S3 Spd	Lap Time	Pit
7 Peter RIKLI CHE Honda Civic FD									S20								
1	11:14.978	142.2	41.261		28.315	163.3	12:24.554		14	7:43.802	157.6	38.429		28.691	164.6	8:50.922	
2	40.011	179.4	36.218		26.682	164.8	1:42.911		15	39.073	182.1	35.173		26.538	165.1	1:40.784	
3	39.877	181.2	35.839		26.374	165.1	1:42.090		16	39.008	181.8	34.607		26.618	165.1	1:40.233	
4	39.256	180.6	35.116		26.906	165.1	1:41.278		17	38.748	181.8	34.685		26.277	166.1	1:39.710	
5	38.712	180.9	35.475		27.090	162.8	1:41.277		18	38.846	181.5	34.895		34.666		1:48.407	Pit
6	39.414	181.8	35.193		26.676	165.6	1:41.283		19	4:40.874	172.8	35.781		27.212	166.6	5:43.867	
7	39.489	181.5	36.333		27.150	165.3	1:42.972		20	39.034	181.2	34.771		26.183	166.1	1:39.988	
8	38.968	181.8	35.022		26.735	165.1	1:40.725		21	38.759	182.7	35.068		26.969	164.6	1:40.796	
9	41.117	182.4	35.688		36.229		1:53.034	Pit	22	38.987	183.6	35.300		34.471		1:48.758	Pit
10	4:46.275	179.4	35.562		26.764	164.6	5:48.601		23	2:10.632	179.4	36.377		27.454	165.8	3:14.463	
11	39.054	180.6	35.282		26.788	166.1	1:41.124		24	38.648	182.1	34.737		26.770	164.8	1:40.155	
12	38.990	181.5	35.293		27.141	165.3	1:41.424										
13	39.423	169.2	37.413		38.169		1:55.005	Pit									
8 Norbert NAGY HUN Chevrolet Cruze LT									S20								
1	18:09.037	115.3	45.533		31.295	133.8	19:25.865		10	39.416	178.5	35.830		27.170	160.4	1:42.416	
2	48.009	148.1	41.947		30.162	140.4	2:00.118		11	39.983	177.9	35.692		27.096	160.0	1:42.771	
3	48.413	172.5	37.501		46.799		2:12.713	Pit	12	42.325	178.8	39.891		43.987		2:06.203	Pit
4	4:55.890	171.7	36.686		27.096	159.7	5:59.672		13	8:19.374	178.2	36.229		28.595	161.9	9:24.198	
5	39.839	178.2	35.321		26.751	161.1	1:41.911		14	39.696	178.8	35.515		27.133	161.4	1:42.344	
6	39.686	177.3	35.047		27.218	190.4	1:41.951		15	39.412	178.8	35.415		27.135	161.9	1:41.962	
7	39.316	179.4	34.869		26.940	160.7	1:41.125		16	39.853	175.0	35.435		27.363	160.7	1:42.651	
8	39.200	178.8	34.767		27.306	158.3	1:41.273										
9	39.624	176.7	35.484		27.332	159.7	1:42.440										
9 Christian FISCHER CHE BMW E90 320 si									S20								
1	12:52.798	145.9	38.805		27.993	160.0	13:59.596		14	1:00.053	177.3	35.398		26.425	162.4	2:01.876	
2	43.489	176.1	36.384		27.350	160.7	1:47.223		15	39.445	177.9	35.440		26.853	162.6	1:41.738	
3	40.561	174.1	35.731		28.514	163.3	1:44.806		16	39.257	178.2	35.119		26.687	162.8	1:41.063	
4	39.732	174.4	35.907		27.221	161.9	1:42.860		17	38.974	178.8	35.407		27.172	163.1	1:41.553	
5	39.842	176.7	36.361		27.286	161.6	1:43.489		18	39.063	178.5	36.748		26.673	162.6	1:42.484	
6	40.775	175.0	36.015		27.257	162.4	1:44.047		19	39.274	177.6	35.115		26.548	163.6	1:40.937	
7	39.869	176.7	35.874		26.965	163.1	1:42.708		20	41.781	171.4	37.972		3:59.208		5:18.961	Pit
8	40.001	175.8	35.829		4:21.488		5:37.318	Pit	21	58.956	178.2	35.068		26.755	162.4	2:00.779	
9	1:00.926	176.1	35.907		26.910	161.9	2:03.743		22	39.374	178.2	35.308		26.796	164.1	1:41.478	
10	39.299	177.3	36.112		27.257	161.9	1:42.668		23	39.575	175.0	35.183		26.896	163.1	1:41.654	
11	39.224	178.2	35.768		26.738	163.1	1:41.730		24	40.628	177.9	35.334		26.786	162.8	1:42.748	
12	39.341	177.3	36.018		27.177	162.4	1:42.536		25	39.437	178.5	35.719		26.926	162.8	1:42.082	
13	39.137	177.3	36.055		7:27.171		8:42.363	Pit									



Circuit Length - 3.841 kilometres
Paul Ricard

Weather/Track: Sun 19C/Dry 23C

2014 FIA European Touring Car Cup

Testing 2 - Sector Analysis Report

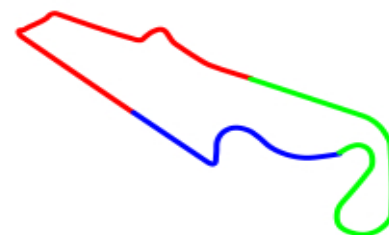
Lap S1 Time S1 Spd S2 Time S2 Spd S3 Time S3 Spd Lap Time Pit Lap S1 Time S1 Spd S2 Time S2 Spd S3 Time S3 Spd Lap Time Pit

10 Andrina GUGGER				CHE			Honda Civic FD			S20			
1	17:13.879	173.9	37.822	27.215	163.3	18:18.916	14	7:38.912	175.6	37.616	26.519	165.6	8:43.047
2	40.049	179.1	35.857	26.857	163.1	1:42.763	15	39.289	180.0	35.290	26.380	164.8	1:40.959
3	39.972	180.6	35.828	26.680	163.1	1:42.480	16	39.150	179.7	35.376	26.157	164.6	1:40.683
4	39.371	180.6	35.952	26.236	165.3	1:41.559	17	40.314	178.8	35.392	26.232	164.6	1:41.938
5	39.340	177.3	36.420	27.185	165.6	1:42.945	18	39.083	179.1	35.189	26.136	165.6	1:40.408
6	39.837	181.8	35.473	26.264	166.1	1:41.574	19	38.895	179.7	35.079	26.123	164.6	1:40.097
7	39.252	181.2	35.108	26.461	164.8	1:40.821	20	38.755	179.7	35.277	26.179	165.1	1:40.211
8	39.307	180.3	35.741	26.835	164.8	1:41.883	21	38.952	179.7	36.330	31.396		1:46.678 Pit
9	39.447	178.5	35.542	35.035		1:50.024 Pit	22	2:23.158	180.6	35.147	26.129	165.1	3:24.434
10	5:26.163	181.2	35.510	26.436	165.8	6:28.109	23	39.095	180.3	35.172	26.145	165.3	1:40.412
11	39.340	180.0	36.651	26.526	163.8	1:42.517	24	38.667	180.9	34.902	26.292	164.6	1:39.861
12	38.858	179.7	35.428	27.128	156.9	1:41.414							
13	40.919	170.0	36.811	35.713		1:53.443 Pit							

11 Plamen KRALEV				BGR			BMW E90 320 si			S20			
1	56:45.480	173.0	35.291	26.568	162.4	57:47.339	6	39.071	175.8	34.328	26.214	163.3	1:39.613
2	39.999	176.1	34.836	26.316	162.6	1:41.151	7	39.427	176.7	34.625	26.292	163.6	1:40.344
3	39.550	176.4	34.798	26.331	162.4	1:40.679	8	41.683	175.6	36.981	29.224	163.1	1:47.888
4	39.124	177.0	34.618	26.283	162.8	1:40.025							
5	39.234	174.4	34.711	26.204	163.1	1:40.149							

12 Nikolay KARAMYSHEV				RUS			Chevrolet Cruze 1.6T			S2T			
1	21:30.322	187.8	36.323	28.654	172.2	22:35.299	13	1:00.970	191.4	34.138	25.594	174.4	2:00.702
2	37.330	191.4	33.327	25.238	173.6	1:35.895	14	37.186	192.8	33.521	25.433	173.3	1:36.140
3	37.175	192.1	33.330	25.457	173.0	1:35.962	15	37.243	192.1	33.481	25.433	175.6	1:36.157
4	37.386	191.4	33.265	25.419	174.4	1:36.070	16	37.497	190.4	35.677	25.487	173.9	1:38.661
5	37.337	192.5	33.832	25.571	174.1	1:36.740	17	37.417	191.1	33.486	25.446	173.3	1:36.349
6	37.261	191.8	33.392	25.465	174.7	1:36.118	18	37.417	191.4	33.597	25.771	173.0	1:36.785
7	37.572	192.1	33.576	25.595	173.9	1:36.743	19	38.245	191.4	33.776	25.636	173.0	1:37.657
8	40.336	153.8	40.097	6:15.112		7:35.545 Pit	20	37.223	191.4	33.581	25.355	173.9	1:36.159
9	56.998	190.4	34.751	25.939	173.6	1:57.688	21	37.191	191.8	33.481	25.494	174.7	1:36.166
10	37.536	192.1	33.882	25.791	173.9	1:37.209	22	37.239	192.5	33.964	27.345	135.6	1:38.548
11	37.887	194.5	33.713	25.677	171.7	1:37.277							
12	44.676	159.2	41.557	5:05.150		6:31.383 Pit							

14 Milovan VESNIC				SRB			BMW E90 320 si			S20			
1	16:29.298	109.8	42.828	28.576	157.2	17:40.702	13	39.491	180.3	35.119	26.681	162.6	1:41.291
2	42.801	177.9	38.308	27.764	162.4	1:48.873	14	40.641	180.3	40.426	29.766	163.6	1:50.833
3	44.336	175.8	36.545	27.627	161.9	1:48.508	15	39.563	179.4	35.049	26.628	164.1	1:41.240
4	41.180	179.7	37.975	27.629	160.9	1:46.784	16	45.126	126.0	42.156	28.955	163.8	1:56.237
5	41.394	177.6	36.236	27.168	161.6	1:44.798	17	39.298	180.6	34.947	26.858	163.3	1:41.103
6	40.514	179.4	36.353	27.399	162.4	1:44.266	18	52.332	105.7	47.196	28.000	163.1	2:07.528
7	40.370	171.4	35.880	27.433	161.9	1:43.683	19	39.252	181.2	34.943	26.841	164.3	1:41.036
8	45.242	114.7	46.437	47.513		2:19.192 Pit	20	39.064	181.5	34.839	26.731	163.8	1:40.634
9	8:08.979	147.5	41.330	31.786	163.3	9:22.095	21	50.415	132.6	44.383	31.980	163.3	2:06.778
10	39.892	162.1	38.041	27.214	164.3	1:45.147	22	39.384	181.5	35.123	46.644		2:01.151 Pit
11	39.597	180.9	35.432	26.787	163.6	1:41.816							
12	44.379	142.2	39.292	28.689	163.3	1:52.360							



Circuit Length - 3.841 kilometres
Paul Ricard

Weather/Track: Sun 19C/Dry 23C

Printed at 18:41, Friday, 18 April, 2014

© MST Systems Ltd, 2010 (www.mstworld.com)

Page 3

2014 FIA European Touring Car Cup

Testing 2 - Sector Analysis Report

Lap S1 Time S1 Spd S2 Time S2 Spd S3 Time S3 Spd Lap Time Pit Lap S1 Time S1 Spd S2 Time S2 Spd S3 Time S3 Spd Lap Time Pit

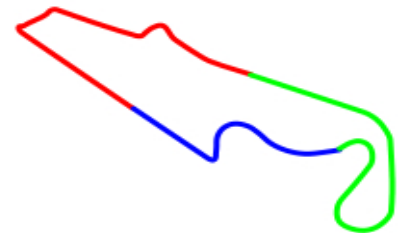
15 Norbert KISS HUN Alfa Romeo 156 S2000 S20													
1	12:07.328	158.8	39.950	27.792	164.3	13:15.070	4	58.049	88.3	1:01.159	50.943	2:50.151	Pit
2	39.566	184.3	33.864	26.437	165.8	1:39.867							
3	37.933	184.6	38.434	28.840	165.6	1:45.207							

16 Kaan ONDER TUR BMW E90 320 si S20														
1	40:28.466	154.5	41.567	42.217		41:52.250	Pit	9	3:52.280	175.0	1:05.905	162.6	4:58.185	
2	2:37.363	173.6	38.478	27.992	175.3	3:43.833		10	39.925	183.6	35.896	26.870	163.8	1:42.691
3	41.742	177.6	36.896	27.409	176.4	1:46.047		11	39.892	176.7	35.956	26.744	163.6	1:42.592
4	41.350	170.8	36.636	27.077	177.0	1:45.063		12	39.580	177.0	35.728	26.746	163.3	1:42.054
5	40.620	170.6	36.152	27.086	162.8	1:43.858		13	39.449	174.1	35.992	26.801	164.8	1:42.242
6	39.859	177.6	36.519	26.866	164.3	1:43.244		14	39.435	176.4	35.584	26.729	164.1	1:41.748
7			1:15.885		179.1	1:42.841								
8	40.362	172.2	37.237	38.425		1:56.024	Pit							

18 Samuel SLADECKA SVK Alfa Romeo 156 S2000 S20														
1	13:54.796	136.3	42.456	30.654	147.9	15:07.906	10			1:13.943		180.0	1:40.318	
2	46.433	155.3	38.867	30.329	145.1	1:55.629	11	39.146	183.0	37.218	36.777		1:53.141	Pit
3	48.951	174.7	38.203	33.600		2:00.754	Pit	12	10:00.200	180.0	34.982	26.271	163.1	11:01.453
4	6:12.383	175.8	35.787	26.663	161.6	7:14.833	13	39.311	180.0	34.647	26.261	164.3	1:40.219	
5	39.889	180.6	34.959	26.819	177.3	1:41.667	14	39.142	182.1	35.397	26.249	163.8	1:40.788	
6	39.913	186.5	35.498	26.229	162.8	1:41.640	15	39.036	178.8	34.357	26.396	163.3	1:39.789	
7	39.609	184.3	34.722	26.366	164.1	1:40.697	16	39.177	181.8	35.210	35.684		1:50.071	Pit
8	39.227	183.9	34.519	26.255	162.1	1:40.001								
9	39.391	179.1	35.215	26.322	164.1	1:40.928								

20 Michal MATEJOVSKY CZE BMW E90 320 si S20														
1	15:39.935	166.9	37.884	26.951	161.6	16:44.770	12	38.720	182.7	33.975	26.602	160.7	1:39.297	
2	40.499	177.6	34.722	26.825	161.6	1:42.046	13	38.690	182.7	34.281	26.328	163.6	1:39.299	
3	39.398	180.9	34.340	26.270	162.1	1:40.008	14	39.089	181.8	34.696	33.425		1:47.210	Pit
4	39.301	180.3	34.442	26.267	163.1	1:40.010	15	4:44.999	130.1	37.932	26.383	163.8	5:49.314	
5	39.075	182.4	34.500	26.220	164.3	1:39.795	16	38.802	177.9	34.465	27.001	163.8	1:40.268	
6	39.054	180.0	35.328	26.336	162.4	1:40.718	17	38.943	183.0	34.985	26.195	163.1	1:40.123	
7	40.725	181.8	35.099	26.496	163.6	1:42.320	18	38.964	181.5	34.163	26.240	163.6	1:39.367	
8	39.217	182.7	34.487	26.453	163.1	1:40.157	19	38.693	182.1	34.338	26.224	164.8	1:39.255	
9	39.491	180.9	36.273	40.472		1:56.236	Pit	20	38.636	183.0	34.595	26.717	164.1	1:39.948
10	7:16.921	153.4	37.629	26.691	163.8	8:21.241	21	42.643	159.5	38.952	7:54.154		9:15.749	Pit
11	38.692	182.4	33.916	26.381	161.6	1:38.989								

22 Petr FULIN CZE BMW E90 320 si S20														
1	20:43.550	178.5	35.198	26.339	164.6	21:45.087	6	38.388	182.1	34.010	35.950		1:48.348	Pit
2	39.071	181.5	34.427	26.171	164.3	1:39.669	7	5:42.593	182.1	36.184	28.179	165.3	6:46.956	
3	38.595	181.5	34.183	26.446	163.8	1:39.224	8	38.227	182.7	34.120	26.555	167.7	1:38.902	
4	38.365	182.1	33.996	25.999	165.3	1:38.360	9	37.661	183.3	34.414	25.793	165.6	1:37.868	
5	38.174	183.9	33.762	26.076	164.3	1:38.012								



Circuit Length - 3.841 kilometres
Paul Ricard

Weather/Track: Sun 19C/Dry 23C

2014 FIA European Touring Car Cup

Testing 2 - Sector Analysis Report

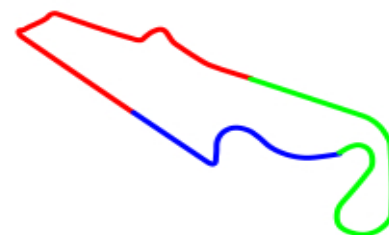
Lap S1 Time S1 Spd S2 Time S2 Spd S3 Time S3 Spd Lap Time Pit Lap S1 Time S1 Spd S2 Time S2 Spd S3 Time S3 Spd Lap Time Pit

27 Mikhail GRACHEV				RUS				BMW E90 320 TC				S2T			
1	20:46.850	160.9	36.903	26.237	169.2	21:49.990	12	37.931	187.8	34.448	25.731	171.1	1:38.110		
2	38.618	186.8	34.631	25.937	170.0	1:39.186	13	38.750	187.1	34.504	32.570		1:45.824 Pit		
3	37.876	187.5	34.706	26.149	170.6	1:38.731	14	6:09.434	186.2	34.842	26.204	169.0	7:10.480		
4	38.710	188.1	35.033	25.771	170.0	1:39.514	15	37.955	187.8	34.138	25.616	170.8	1:37.709		
5	37.891	188.1	34.222	25.906	170.3	1:38.019	16	37.732	188.4	34.103	25.553	171.4	1:37.388		
6	38.215	186.5	34.421	35.272		1:47.908 Pit	17	37.978	187.8	34.154	25.571	170.3	1:37.703		
7	7:19.252	186.2	34.841	25.598	171.4	8:19.691	18	38.482	188.4	34.280	25.735	171.1	1:38.497		
8	37.751	189.4	34.495	25.612	170.0	1:37.858	19	37.809	189.1	34.412	31.207		1:43.428 Pit		
9	37.638	189.1	34.370	27.374	164.3	1:39.382	20	4:25.254	187.1	34.693	25.698	170.8	5:25.645		
10	38.971	188.1	35.569	26.289	169.8	1:40.829	21	38.079	187.5	34.375	25.680	170.6	1:38.134		
11	37.692	188.4	34.807	25.843	169.8	1:38.342									

39 Ksenia NIKS				UKR				Ford Fiesta 1.6 16V				S16			
1	13:35.981	142.1		1:20.508	106.5	14:56.489	14	47.250	152.1	42.009	30.746	136.0	2:00.005		
2	50.367	153.6	43.215	31.667	128.4	2:05.249	15	49.750	154.0	42.763	31.175	134.3	2:03.688		
3	51.445	151.0	42.988	31.447	135.1	2:05.880	16	47.032	152.9	43.581	31.569	135.5	2:02.182		
4	47.301	154.2	42.348	31.339	134.4	2:00.988	17	46.504	153.1	41.744	31.270	131.2	1:59.518		
5	47.152	153.4	42.680	31.029	136.0	2:00.861	18	47.095	153.4	41.930	31.284	135.6	2:00.309		
6	46.510	154.5	41.330	30.841	135.6	1:58.681	19	46.581	152.7	41.983	31.067	134.4	1:59.631		
7	46.402	154.9	40.770	30.551	136.7	1:57.723	20	46.565	153.8	42.445	1:49.233		3:18.243 Pit		
8	46.430	153.4	41.627	31.589	133.3	1:59.646	21	1:15.683	151.6	42.961	31.631	133.8	2:30.275		
9	46.793	152.7	40.657	30.351	136.7	1:57.801	22	46.561	154.0	42.591	30.778	135.3	1:59.930		
10	47.966	138.6	41.198	30.538	138.1	1:59.702	23	46.906	154.5	41.987	31.275	135.8	2:00.168		
11	46.616	156.2	1:01.979	6:05.835		7:54.430 Pit	24	47.888	145.5	43.725	31.343	134.8	2:02.956		
12	1:21.337	152.1	45.782	32.183	132.8	2:39.302									
13	48.474	153.4	43.712	31.668	134.4	2:03.854									

55 Andreas PFISTER				DEU				SEAT Leon Copa				SMT			
1	21:46.439	89.2	56.438	51.515		23:34.392 Pit	10	38.779	179.7	34.680	26.637	161.4	1:40.096		
2	2:05.468	117.9	46.021	30.000	162.4	3:21.489	11	38.362	180.6	37.389	26.552	162.8	1:42.303		
3	39.317	179.1	35.105	26.580	161.6	1:41.002	12	38.476	180.3	34.259	26.175	163.3	1:38.910		
4	38.859	178.8	34.770	26.334	162.4	1:39.963	13	38.574	180.3	34.597	26.149	163.8	1:39.320		
5	39.786	180.6	36.602	28.222	161.6	1:44.610	14	40.224	178.5	34.941	26.313	164.3	1:41.478		
6	38.835	180.0	34.748	26.662	163.8	1:40.245	15	38.527	180.6	35.628	26.621	162.8	1:40.776		
7	38.444	181.2	35.087	26.735	162.8	1:40.266	16	38.615	180.6	35.415	41.464		1:55.494 Pit		
8	39.201	179.1	34.925	38.830		1:52.956 Pit									
9	5:20.329	132.1	48.841	31.892	160.0	6:41.062									

56 Aku PELLINEN				FIN				SEAT Leon Copa				SMT			
1	14:54.936	159.7	40.081	27.000	162.1	16:02.017	11	41.091	180.6	36.321	45.567		2:02.979 Pit		
2	39.636	181.8	37.248	26.547	164.6	1:43.431	12	7:48.419	177.9	34.942	26.182	161.9	8:49.543		
3	39.409	178.2	34.642	26.305	177.9	1:40.356	13			1:13.659	160.0		1:40.852		
4	39.057	180.3	36.702	26.669	160.4	1:42.428	14	40.726	182.1	36.249	26.415	161.4	1:43.390		
5	39.429	180.6	34.439	26.413	162.1	1:40.281	15	39.047	180.3	34.151	26.341	162.6	1:39.539		
6	39.090	184.9	34.679	26.211	160.4	1:39.980	16	39.316	181.2	34.523	26.586	161.6	1:40.425		
7	39.448	181.5	34.771	26.312	161.4	1:40.531	17	39.310	181.8	34.327	26.530	161.9	1:40.167		
8	39.286	177.9	34.018	26.387	160.0	1:39.691	18	39.013	180.0	34.192	26.573	161.9	1:39.778		
9			1:13.265		159.0	1:39.536	19	45.422	169.0	38.090	54.056		2:17.568 Pit		
10	39.277	182.4	33.835	26.218	161.1	1:39.330									



Circuit Length - 3.841 kilometres
Paul Ricard

Weather/Track: Sun 19C/Dry 23C

Printed at 18:41, Friday, 18 April, 2014

© MST Systems Ltd, 2010 (www.mstworld.com)

Page 5

2014 FIA European Touring Car Cup

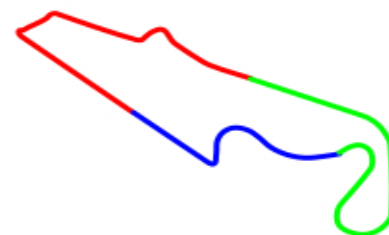
Testing 2 - Sector Analysis Report

Lap S1 Time S1 Spd S2 Time S2 Spd S3 Time S3 Spd Lap Time Pit Lap S1 Time S1 Spd S2 Time S2 Spd S3 Time S3 Spd Lap Time Pit

57 Mikhail MALEEV				RUS			SEAT Leon Copa			SMT			
1	12:04.477	116.5	44.080	29.334	150.2	13:17.891	16	39.659	177.0	34.736	26.582	160.4	1:40.977
2	44.072	175.8	37.712	27.840	159.2	1:49.624	17	39.113	178.8	35.365	4:54.839		6:09.317 Pit
3	39.619	177.3	35.198	26.610	160.4	1:41.427	18	59.834	177.0	35.414	26.611	161.4	2:01.859
4	40.529	175.8	35.182	26.886	160.7	1:42.597	19	39.592	176.4	35.179	26.871	149.7	1:41.642
5	39.605	178.2	35.020	26.678	160.4	1:41.303	20	40.423	176.7	35.559	26.754	161.1	1:42.736
6	39.506	176.1	34.772	26.803	160.9	1:41.081	21	39.007	176.4	34.963	26.705	161.1	1:40.675
7	39.284	176.1	35.130	26.657	160.9	1:41.071	22	39.179	177.6	35.100	26.624	160.0	1:40.903
8	39.488	176.4	34.857	3:12.001		4:26.346 Pit	23	39.579		35.166	26.647	161.6	1:41.392
9	1:01.879	175.6	36.744	26.869	160.2	2:05.492	24	40.987	175.3	35.663	26.828	160.7	1:43.478
10	39.239	176.7	35.512	26.749	160.2	1:41.500	25	39.089	177.3	35.274	1:52.504		3:06.867 Pit
11	39.391	175.8	35.268	26.767	161.4	1:41.426	26	1:00.642	178.5	34.978	27.027	162.8	2:02.647
12	39.135	177.9	35.134	26.711	161.4	1:40.980	27	39.162	179.4	35.429	26.558	161.6	1:41.149
13	39.236	176.4	35.235	33.968	161.1	1:48.439	28	39.243	175.8	35.244	26.887	160.2	1:41.374
14	39.646	168.2	35.371	26.839	161.9	1:41.856	29	39.384	177.9	35.030	26.802	161.4	1:41.216
15	38.898	176.7	42.483	27.781	160.2	1:49.162							

58 Sergi RYABOV				RUS			SEAT Leon Copa			SMT			
1	12:29.513	103.9	46.455	33.202	148.9	13:49.170	15	39.421	179.7	35.049	26.659	161.1	1:41.129
2	44.618	171.9	37.751	27.330	159.5	1:49.699	16	39.450	179.1	35.124	26.607	161.4	1:41.181
3	40.688	178.8	35.250	1:25.716		2:41.654 Pit	17	38.963	178.5	35.186	26.886	160.9	1:41.035
4	59.168	178.2	35.211	26.626	160.9	2:01.005	18	39.059	178.5	35.093	26.793	162.6	1:40.945
5	39.722	177.6	35.425	26.613	161.1	1:41.760	19	42.762	179.1	35.414	3:23.942		4:42.118 Pit
6	39.082	179.1	35.116	26.739	161.1	1:40.937	20	1:15.080	176.1	35.310	29.323	162.8	2:19.713
7	39.234	178.8	34.880	26.663	160.4	1:40.777	21	39.497	180.3	35.459	26.544	162.6	1:41.500
8	39.528	179.7	35.432	26.409	160.9	1:41.369	22	42.202	126.0	45.501	33.481	161.6	2:01.184
9	39.276	179.4	35.256	26.817	160.4	1:41.349	23	39.101	180.0	34.950	26.397	162.4	1:40.448
10	39.824	178.5	35.842	26.848	161.4	1:42.514	24	39.039	180.0	35.087	26.725	162.4	1:40.851
11	43.167	177.9	35.372	26.652	161.1	1:45.191	25	39.457	178.5	35.054	26.793	162.6	1:41.304
12	39.229	178.8	34.880	26.652	161.4	1:40.761	26	39.161	178.8	34.917	26.694	161.6	1:40.772
13	39.197	180.3	35.251	6:35.830		7:50.278 Pit	27	39.447	179.4	35.298	26.832	161.6	1:41.577
14	1:01.605	152.5	57.034	26.963	160.2	2:25.602							

59 Dmitry BRAGIN				RUS			SEAT Leon Copa			SMT			
1	13:58.773	133.8	41.544	32.555	110.9	15:12.872	14	39.350	178.2	35.448	3:40.072		4:54.870 Pit
2	45.011	179.4	36.657	30.271	121.8	1:51.939	15	1:07.968	175.3	37.836	27.542	161.9	2:13.346
3	47.794	178.2	36.270	26.535	161.9	1:50.599	16	38.836	179.1	34.271	26.258	161.6	1:39.365
4	39.195	177.9	34.572	26.395	161.1	1:40.162	17	38.500	180.3	34.625	25.938	164.1	1:39.063
5	39.153	178.5	34.556	26.374	161.4	1:40.083	18	50.662	113.4	47.521	6:22.038		8:00.221 Pit
6	38.981	179.1	35.687	26.281	161.4	1:40.949	19	1:22.343	173.0	34.460	26.123	163.1	2:22.926
7	38.857	178.8	34.873	26.406	161.9	1:40.136	20	38.383	180.0	34.774	26.271	164.8	1:39.428
8	39.163	179.7	34.394	26.401	161.9	1:39.958	21	38.750	180.9	34.502	26.159	162.4	1:39.411
9	38.996	180.0	35.352	4:16.546		5:30.894 Pit	22	38.625	180.0	34.148	26.149	163.3	1:38.922
10	1:18.094	179.1	34.753	26.429	163.1	2:19.276	23	38.543	179.4	34.415	26.190	162.8	1:39.148
11	38.723	180.9	34.548	26.377	162.8	1:39.648	24	38.621	178.8	34.265	26.214	162.6	1:39.100
12	38.887	179.7	34.916	26.405	162.6	1:40.208	25	38.492	180.3	34.555	26.324	162.6	1:39.371
13	39.212	177.6	34.898	26.471	161.1	1:40.581							



Circuit Length - 3.841 kilometres
Paul Ricard

Weather/Track: Sun 19C/Dry 23C

Printed at 18:41, Friday, 18 April, 2014

© MST Systems Ltd, 2010 (www.mstworld.com)

Page 6

2014 FIA European Touring Car Cup

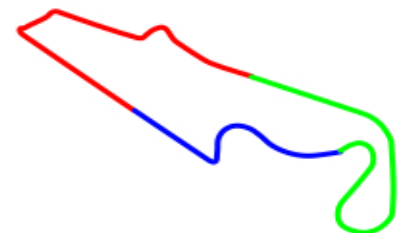
Testing 2 - Sector Analysis Report

Lap S1 Time S1 Spd S2 Time S2 Spd S3 Time S3 Spd Lap Time Pit Lap S1 Time S1 Spd S2 Time S2 Spd S3 Time S3 Spd Lap Time Pit

60 Vladimir NIKOLAEV						RUS			SEAT Leon Copa			SMT		
1	12:53.742	98.7	48.282	31.726	128.4	14:13.750	15	42.862	179.1	37.344	31.665	132.6	1:51.871	
2	47.541	165.8	42.042	30.418	159.5	2:00.001	16	43.024	179.7	37.685	2:36.255		3:56.964 Pit	
3	42.205	175.0	38.225	28.648	160.9	1:49.078	17	1:02.023	175.8	36.859	26.766	162.4	2:05.648	
4	41.001	173.9	36.390	26.662	161.1	1:44.053	18	39.771	178.5	35.801	26.815	161.9	1:42.387	
5	39.718	170.8	35.628	26.719	160.7	1:42.065	19	40.448	171.4	35.933	26.566	162.8	1:42.947	
6	41.186	171.1	35.847	28.108	162.4	1:45.141	20	39.312	177.9	35.192	26.526	162.1	1:41.030	
7	41.043	175.6	35.549	26.729	160.9	1:43.321	21	39.199	178.2	36.627	26.834	163.1	1:42.660	
8	40.741	174.7	35.406	26.768	161.9	1:42.915	22	39.323	178.8	34.953	26.640	163.3	1:40.916	
9	39.964	175.6	35.832	26.872	161.6	1:42.668	23	38.948	178.5	43.756	27.765	162.8	1:50.469	
10	40.615	176.1	37.313	3:14.968		4:32.896 Pit	24	39.049	178.8	35.853	26.683	161.6	1:41.585	
11	1:00.843	178.8	36.311	26.933	161.4	2:04.087	25	39.051	176.4	49.340	28.643	162.6	1:57.034	
12	41.439	179.4	35.561	27.285	161.6	1:44.285	26	39.386	179.4	35.594	27.118	161.9	1:42.098	
13	40.779	151.6	36.091	26.620	163.1	1:43.490	27	39.289	178.5	35.959	26.598	162.6	1:41.846	
14	39.404	177.6	41.710	28.072	160.7	1:49.186								

66 Ronny JOST						CHE			SEAT Leon Copa			SMT		
1	12:53.988	136.5	41.666	27.773	161.6	14:03.427	10	39.541	180.0	35.343	26.866	163.1	1:41.750	
2	41.759	179.4	38.587	27.248	163.3	1:47.594	11	39.556	177.6	35.345	27.149	162.4	1:42.050	
3	40.454	177.0	36.223	26.780	164.1	1:43.457	12	39.896	178.5	35.453	26.975	162.8	1:42.324	
4	39.930	178.5	36.281	26.823	163.3	1:43.034	13	39.845	178.2	35.421	27.000	162.6	1:42.266	
5	39.752	178.2	36.249	26.759	162.6	1:42.760	14	39.683	178.8	35.420	26.801	163.1	1:41.904	
6	40.095	178.2	35.485	26.858	163.1	1:42.438	15	39.435	178.5	35.615	26.803	161.9	1:41.853	
7	39.429	178.8	36.784	1:57.723		3:13.936 Pit	16	40.071	177.9	35.017	27.867	161.1	1:42.955	
8	1:00.336	180.0	35.998	27.189	160.9	2:03.523	17	39.861	178.5	35.448	26.918	160.7	1:42.227	
9	39.885	179.4	36.439	26.743	163.3	1:43.067								

69 Urs SONDEREGGER						CHE			SEAT Leon Copa			SMT		
1	14:52.963	95.5	50.152	32.565	152.3	16:15.680	15	42.741	174.4	38.785	27.379	162.8	1:48.905	
2	43.236	175.6	39.517	27.156	163.3	1:49.909	16	39.869	180.3	35.017	26.692	162.6	1:41.578	
3	40.542	178.8	36.515	26.821	162.4	1:43.878	17	39.863	177.3	43.310	27.192	165.1	1:50.365	
4	40.323	178.8	35.776	26.835	163.3	1:42.934	18	39.668	178.8	35.220	26.729	163.3	1:41.617	
5	40.501	179.4	35.727	4:47.655		6:03.883 Pit	19	40.024	179.1	35.459	26.985	163.3	1:42.468	
6	1:11.929	173.9	40.204	30.234	150.8	2:22.367	20	39.522	177.3	36.218	2:12.102		3:27.842 Pit	
7	41.998	171.4	36.474	26.885	162.6	1:45.357	21	1:07.467	177.9	37.052	27.330	162.6	2:11.849	
8	40.199	178.8	36.029	27.086	163.1	1:43.314	22	41.453	170.3	39.566	27.207	162.4	1:48.226	
9	39.764	178.8	35.482	26.629	164.1	1:41.875	23	39.909	180.0	35.340	27.328	163.3	1:42.577	
10	39.716	179.7	35.626	27.432	161.1	1:42.774	24	39.826	179.7	35.673	27.003	162.6	1:42.502	
11	40.239	177.9	36.351	27.104	163.3	1:43.694	25	39.567	179.1	35.299	26.781	163.3	1:41.647	
12	40.256	178.2	35.412	3:52.572		5:08.240 Pit	26	39.573	178.8	35.141	26.462	162.1	1:41.176	
13	1:13.564	172.5	36.182	27.065	162.6	2:16.811								
14	40.122	179.7	35.363	26.883	163.1	1:42.368								



Circuit Length - 3.841 kilometres
Paul Ricard

Weather/Track: Sun 19C/Dry 23C

Printed at 18:41, Friday, 18 April, 2014

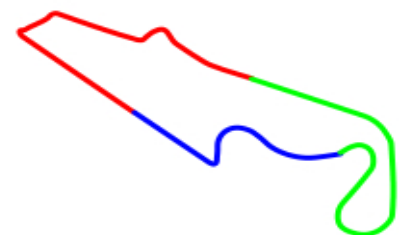
© MST Systems Ltd, 2010 (www.mstworld.com)

Page 7

2014 FIA European Touring Car Cup Testing 2 - Best Sector Times Report

POS	SECTOR 1			SECTOR 2			SECTOR 3			NO	NAME	IDEAL/BEST LAP COMPARISON			DIFF
	NO	TIME	LAP	NO	TIME	LAP	NO	TIME	LAP			IDEAL	BEST	LAP	
1	3	37.055	19	12	33.265	4	12	25.238	2	12	KARAMYSHE	1:35.678	1:35.895	2	+ 0.217
2	12	37.175	3	3	33.324	22	3	25.329	7	3	SKUZ	1:35.708	1:35.750	22	+ 0.042
3	6	37.471	16	2	33.754	16	2	25.520	6	2	HOMOLA	1:36.944	1:37.649	20	+ 0.705
4	27	37.638	9	22	33.762	5	27	25.553	16	6	ENGSTLER	1:37.064	1:37.756	14	+ 0.692
5	22	37.661	9	56	33.835	10	6	25.638	14	22	FULIN	1:37.216	1:37.868	9	+ 0.652
6	2	37.670	17	15	33.864	2	22	25.793	9	27	GRACHEV	1:37.294	1:37.388	16	+ 0.094
7	15	37.933	3	20	33.916	11	59	25.938	17	15	KISS	1:38.234	1:39.867	2	+ 1.633
8	55	38.362	11	6	33.955	9	4	25.957	10	59	BRAGIN	1:38.469	1:38.922	22	+ 0.453
9	59	38.383	20	27	34.103	16	10	26.123	19	20	MATEJOVSK	1:38.747	1:38.989	11	+ 0.242
10	20	38.636	20	59	34.148	22	55	26.149	13	55	PFISTER	1:38.770	1:38.910	12	+ 0.140
11	7	38.648	24	55	34.259	12	56	26.182	12	56	PELLINEN	1:39.030	1:39.330	10	+ 0.300
12	10	38.667	24	11	34.328	6	7	26.183	20	4	BITER	1:39.431	1:40.318	11	+ 0.887
13	57	38.898	15	18	34.357	15	20	26.195	17	7	RIKLI	1:39.438	1:39.710	17	+ 0.272
14	4	38.927	12	4	34.547	14	11	26.204	5	11	KRALEV	1:39.603	1:39.613	6	+ 0.010
15	60	38.948	23	7	34.607	16	18	26.229	6	18	SLADECKA	1:39.622	1:39.789	15	+ 0.167
16	58	38.963	17	57	34.736	16	58	26.397	23	10	GUGGER	1:39.692	1:39.861	24	+ 0.169
17	9	38.974	17	8	34.767	8	9	26.425	14	57	MALEEV	1:40.192	1:40.675	21	+ 0.483
18	56	39.013	18	14	34.839	20	15	26.437	2	58	RYABOV	1:40.240	1:40.448	23	+ 0.208
19	18	39.036	15	58	34.880	7	69	26.462	26	60	NIKOLAEV	1:40.427	1:40.916	22	+ 0.489
20	14	39.064	20	10	34.902	24	60	26.526	20	9	FISCHER	1:40.467	1:40.937	19	+ 0.470
21	11	39.071	6	60	34.953	22	57	26.558	27	14	VESNIC	1:40.531	1:40.634	20	+ 0.103
22	8	39.200	8	66	35.017	16	14	26.628	15	8	NAGY	1:40.718	1:41.125	7	+ 0.407
23	66	39.429	7	69	35.017	16	16	26.729	14	69	SONDEREGG	1:41.001	1:41.176	26	+ 0.175
24	16	39.435	14	9	35.068	21	66	26.743	9	66	JOST	1:41.189	1:41.750	10	+ 0.561
25	69	39.522	20	16	35.584	14	8	26.751	5	16	ONDER	1:41.748	1:41.748	14	+ 0.000
26	39	46.402	7	39	40.657	9	39	30.351	9	39	NIKS	1:57.410	1:57.723	7	+ 0.313

'Perfect Lap' - 1:35.558



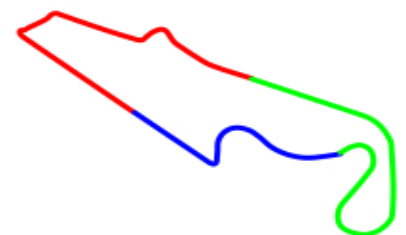
Circuit Length - 3.841 kilometres
Paul Ricard

Weather/Track: Sun 19C/Dry 23C

2014 FIA European Touring Car Cup

Testing 2 - Best Sector Speeds Report

		SECTOR 1			SECTOR 2		SECTOR 3			
POS	NO	NAME	SPEED	LAP	NO	SPEED TRAP AVAILABLE	NO	NAME	SPEED	LAP
1	12	KARAMYSHEV	194.5	11			8	NAGY	190.4	6
2	4	BITER	194.2	5			4	BITER	180.9	6
3	3	SKUZ	192.8	6			18	SLADECKA	180.0	10
4	27	GRACHEV	189.4	8			16	ONDER	179.1	7
5	6	ENGSTLER	188.8	15			56	PELLINEN	177.9	3
6	2	HOMOLA	188.4	11			12	KARAMYSHEV	175.6	15
7	18	SLADECKA	186.5	6			3	SKUZ	174.7	6
8	56	PELLINEN	184.9	6			6	ENGSTLER	172.5	16
9	15	KISS	184.6	3			27	GRACHEV	171.4	7
10	22	FULIN	183.9	5			2	HOMOLA	170.6	7
11	7	RIKLI	183.6	22			22	FULIN	167.7	8
12	16	ONDER	183.6	10			7	RIKLI	166.6	19
13	20	MATEJOVSKY	183.0	17			10	GUGGER	166.1	6
14	10	GUGGER	181.8	6			15	KISS	165.8	2
15	14	VESNIC	181.5	20			69	SONDEREGGE	165.1	17
16	55	PFISTER	181.2	7			20	MATEJOVSKY	164.8	19
17	59	BRAGIN	180.9	11			59	BRAGIN	164.8	20
18	58	RYABOV	180.3	13			14	VESNIC	164.3	10
19	69	SONDEREGGE	180.3	16			55	PFISTER	164.3	14
20	66	JOST	180.0	8			9	FISCHER	164.1	22
21	60	NIKOLAEV	179.7	16			66	JOST	164.1	3
22	8	NAGY	179.4	7			11	KRALEV	163.6	7
23	57	MALEEV	179.4	27			60	NIKOLAEV	163.3	22
24	9	FISCHER	178.8	17			57	MALEEV	162.8	26
25	11	KRALEV	177.0	4			58	RYABOV	162.8	20
26	39	NIKS	156.2	11			39	NIKS	138.1	10



Circuit Length - 3.841 kilometres
Paul Ricard

Weather/Track: Sun 19C/Dry 23C



EUROPEAN TOURING CAR CUP FREE PRACTICE - CLASSIFICATION

NO	CL	DRIVER	NAT	CAR	TIME	ON	LAPS	GAP	DIFF	KM/H	
1	12	S2T	Nikolay KARAMYSHEV	RUS	Chevrolet Cruze 1.6T	1:35.447	4	5		144.87	
2	3	S2T	Igor SKUZ	UKR	Chevrolet Cruze 1.6T	1:36.095	7	10	0.648	0.648	143.89
3	6	S2T	Franz ENGSTLER	DEU	BMW E90 320 TC	1:36.352	3	4	0.905	0.257	143.51
4	15	S20	Norbert KISS	HUN	Alfa Romeo 156 S2000	1:36.827	5	6	1.380	0.475	142.80
5	27	S2T	Mikhail GRACHEV	RUS	BMW E90 320 TC	1:37.129	12	13	1.682	0.302	142.36
6	22	S20	Petr FULIN	CZE	BMW E90 320 si	1:37.639	4	6	2.192	0.510	141.61
7	55	SMT	Andreas PFISTER	DEU	SEAT Leon Copa	1:37.823	11	12	2.376	0.184	141.35
8	20	S20	Michal MATEJOVSKY	CZE	BMW E90 320 si	1:37.905	11	11	2.458	0.082	141.23
9	59	SMT	Dmitry BRAGIN	RUS	SEAT Leon Copa	1:37.996	11	12	2.549	0.091	141.10
10	56	SMT	Aku PELLINEN	FIN	SEAT Leon Copa	1:38.312	10	11	2.865	0.316	140.65
11	4	S2T	Aytac BITER	TUR	BMW E90 320 TC	1:38.326	7	12	2.879	0.014	140.63
12	7	S20	Peter RIKLI	CHE	Honda Civic FD	1:38.930	11	11	3.483	0.604	139.77
13	8	S20	Norbert NAGY	HUN	Chevrolet Cruze LT	1:38.977	9	11	3.530	0.047	139.70
14	10	S20	Andrina GUGGER	CHE	Honda Civic FD	1:39.072	13	13	3.625	0.095	139.57
15	9	S20	Christian FISCHER	CHE	BMW E90 320 si	1:39.082	11	12	3.635	0.010	139.55
16	58	SMT	Sergi RYABOV	RUS	SEAT Leon Copa	1:39.147	5	12	3.700	0.065	139.46
17	16	S20	Kaan ONDER	TUR	BMW E90 320 si	1:39.428	13	13	3.981	0.281	139.07
18	57	SMT	Mikhail MALEEV	RUS	SEAT Leon Copa	1:39.503	10	14	4.056	0.075	138.96
19	66	SMT	Ronny JOST	CHE	SEAT Leon Copa	1:39.575	11	13	4.128	0.072	138.86
20	11	S20	Plamen KRALEV	BGR	BMW E90 320 si	1:39.697	3	9	4.250	0.122	138.69
21	18	S20	Samuel SLADECKA	SVK	Alfa Romeo 156 S2000	1:39.769	6	8	4.322	0.072	138.59
22	14	S20	Milovan VESNIC	SRB	BMW E90 320 si	1:40.306	10	10	4.859	0.537	137.85
23	60	SMT	Vladimir NIKOLAEV	RUS	SEAT Leon Copa	1:40.497	6	12	5.050	0.191	137.59
24	69	SMT	Urs SONDEREGGER	CHE	SEAT Leon Copa	1:42.117	6	8	6.670	1.620	135.40
25	33	S16	Ulrike KRAFFT	DEU	Ford Fiesta 1.6 16V	1:51.927	5	8	16.480	9.810	123.54
26	34	S16	Patrick WOLF	CHE	Ford Fiesta 1.6 16V	1:52.257	8	9	16.810	0.330	123.17
27	36	S16	Erwin LUKAS	DEU	Ford Fiesta 1.6 16V	1:53.240	9	10	17.793	0.983	122.10
28	39	S16	Ksenia NIKS	UKR	Ford Fiesta 1.6 16V	1:55.214	9	13	19.767	1.974	120.01
29	35	S16	Christian KRANENBERG	DEU	Ford Fiesta 1.6 16V	2:05.637	2	3	30.190	10.423	110.05

Car 2 completed 1 pit lap.
Car 32 not allowed on track.
Weather/Track: Sun 8°C / Dry 9°C

Circuit Paul Ricard
Circuit Length: 3.841 km / 2.387 miles
Start: 8:30 Flag: 9:04

Race Director	Steward:	Timekeeper	Posted at:
---------------	----------	------------	------------

www.mstworld.com

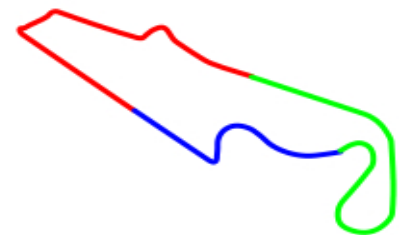
Printed -9:07 Saturday, 19 April 2014



2014 FIA European Touring Car Cup

Free Practice - Sector Analysis Report

Lap	S1 Time	S1 Spd	S2 Time	S2 Spd	S3 Time	S3 Spd	Lap Time	Pit	Lap	S1 Time	S1 Spd	S2 Time	S2 Spd	S3 Time	S3 Spd	Lap Time	Pit
3 Igor SKUZ UKR Chevrolet Cruze 1.6T S2T																	
1	13:16.098	151.6	39.745		28.297	173.6	14:24.140		7	36.769	193.8	33.695		25.631	173.9	1:36.095	
2	39.878	153.4	38.311		26.734	175.3	1:44.923		8	36.935	193.5	33.807		25.763	175.6	1:36.505	
3	43.771	188.1	35.769		26.792	175.0	1:46.332		9	9:10.895	149.7	41.710		40.640		10:33.245	Pit
4	37.776	192.5	36.096		3:50.619		5:04.491	Pit	10	1:12.569	174.7	38.782		33.281	140.0	2:24.632	
5	1:01.568	193.5	34.334		25.604	175.6	2:01.506										
6	37.830	193.2	33.719		25.581	175.8	1:37.130										
4 Aytac BITER TUR BMW E90 320 TC S2T																	
1	14:42.043	176.4	40.567		37.917		16:00.527	Pit	8	38.568	186.2	35.001		25.840	168.7	1:39.409	
2	2:45.904	182.4	36.391		28.498	165.1	3:50.793		9	9:01.511	182.1	36.347		25.986	169.0	10:03.844	
3	40.145	183.6	34.996		27.123	181.8	1:42.264		10	39.140	182.1	34.481		25.736	167.9	1:39.357	
4	39.428	183.9	34.831		25.760	168.4	1:40.019		11	38.566	183.0	35.145		26.425	168.7	1:40.136	
5	38.801	184.9	34.987		25.430	168.4	1:39.218		12	38.615	184.9	34.532		25.735	169.5	1:38.882	
6	38.642	188.8	34.140		25.800	169.0	1:38.582										
7	38.692	183.6	33.923		25.711	169.0	1:38.326										
6 Franz ENGSTLER DEU BMW E90 320 TC S2T																	
1	16:23.644	185.5	36.645		30.638	169.2	17:30.927		4	37.298	187.5	33.512		25.745	170.8	1:36.555	
2	37.864	187.5	33.311		25.434	170.3	1:36.609										
3	37.506	188.4	33.359		25.487	171.7	1:36.352										
7 Peter RIKLI CHE Honda Civic FD S20																	
1	11:05.202	137.2	44.310		30.064	165.3	12:19.576		7	38.161	182.7	34.351		37.427		1:49.939	Pit
2	40.949	180.9	37.306		26.655	166.1	1:44.910		8	15:23.305	172.5	37.120		27.260	166.9	16:27.685	
3	39.396	182.4	35.803		26.815	166.6	1:42.014		9	38.734	182.1	34.575		26.789	167.4	1:40.098	
4	39.570	182.7	34.815		26.717	167.1	1:41.102		10	38.359	182.7	34.390		26.415	167.9	1:39.164	
5	38.689	182.7	34.848		27.279	167.1	1:40.816		11	38.382	183.3	34.075		26.473	167.1	1:38.930	
6	38.375	182.7	34.386		26.450	167.1	1:39.211										
8 Norbert NAGY HUN Chevrolet Cruze LT S20																	
1	13:38.426	142.1	42.590		28.297	161.4	14:49.313		7	38.962	180.9	34.804		26.464	163.8	1:40.230	
2	40.856	178.8	36.243		26.977	163.1	1:44.076		8	10:26.880	179.4	35.549		27.151	163.1	11:29.580	
3	39.771	180.3	35.089		26.865	163.6	1:41.725		9	38.692	180.9	34.101		26.184	164.3	1:38.977	
4	39.279	180.0	34.786		26.745	163.8	1:40.810		10	38.429	182.1	34.217		26.444	164.3	1:39.090	
5	43.968	152.9	44.067		49.196		2:17.231	Pit	11	38.457	182.1	34.785		26.228	164.6	1:39.470	
6	3:40.621	180.0	34.926		26.719	163.6	4:42.266										
9 Christian FISCHER CHE BMW E90 320 si S20																	
1	11:45.786	158.1	39.297		27.698	161.4	12:52.781		8	1:00.387	179.1	37.363		27.104	163.1	2:04.854	
2	40.586	177.9	35.333		26.737	162.8	1:42.656		9	9:12.773	177.0	35.369		26.584	164.3	10:14.726	
3	39.392	178.2	34.742		26.501	163.1	1:40.635		10	39.036	178.8	34.548		26.247	164.8	1:39.831	
4	38.970	180.3	34.876		26.695	162.8	1:40.541		11	38.542	179.1	34.268		26.272	164.6	1:39.082	
5	41.742	180.6	34.758		26.898	164.3	1:43.398		12	38.385	180.0	34.697		26.199	163.8	1:39.281	
6	38.888	180.0	34.508		26.539	163.3	1:39.935										
7	38.540	180.0	36.789		4:26.143		5:41.472	Pit									



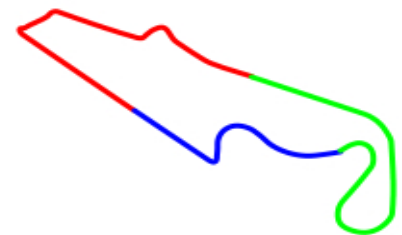
Circuit Length - 3.841 kilometres
Paul Ricard

Weather/Track: Sun 9C/Dry 9C

2014 FIA European Touring Car Cup

Free Practice - Sector Analysis Report

Lap	S1 Time	S1 Spd	S2 Time	S2 Spd	S3 Time	S3 Spd	Lap Time	Pit	Lap	S1 Time	S1 Spd	S2 Time	S2 Spd	S3 Time	S3 Spd	Lap Time	Pit
10 Andrina GUGGER CHE Honda Civic FD									S20								
1	11:06.945	139.5	43.908		30.112	161.4	12:20.965		8	39.261	180.9	35.064		26.251	164.8	1:40.576	
2	41.778	177.3	37.407		26.900	164.6	1:46.085		9	38.864	180.3	34.956		26.161	164.8	1:39.981	
3	40.372	179.7	36.399		26.716	164.3	1:43.487		10	9:24.405	175.3	37.252		27.461	167.4	10:29.118	
4	40.015	180.0	36.478		26.702	164.6	1:43.195		11	38.909	181.2	34.825		26.304	167.4	1:40.038	
5	39.464	180.0	35.137		26.328	164.3	1:40.929		12	38.916	180.9	34.672		26.108	166.4	1:39.696	
6	39.128	180.9	35.382		28.903		1:43.413 Pit		13	38.639	181.8	34.484		25.949	166.1	1:39.072	
7	3:15.927	181.8	35.364		26.821	164.6	4:18.112										
11 Plamen KRALEV BGR BMW E90 320 si									S20								
1	11:50.801	175.8	39.524		27.656	162.6	12:57.981		6	39.787	175.6	34.336		26.207	163.1	1:40.330	
2	39.567	178.2	34.686		26.117	162.8	1:40.370		7	12:04.920	174.7	35.627		27.375	163.1	13:07.922	
3	39.208	176.4	34.331		26.158	163.3	1:39.697		8	39.199	176.4	34.923		26.490	163.3	1:40.612	
4	39.481	177.6	34.490		7:04.895		8:18.866 Pit		9	40.172	167.9	36.470		44.579		2:01.221 Pit	
5	1:14.852	176.4	34.293		26.181	162.8	2:15.326										
12 Nikolay KARAMYSHEV RUS Chevrolet Cruze 1.6T									S2T								
1	12:19.391	142.6	39.878		27.626	174.7	13:26.895		4	36.932	193.5	33.478		25.037	176.4	1:35.447	
2	39.517	190.4	36.213		27.266	173.9	1:42.996		5	37.061	192.1	33.473		25.118	176.1	1:35.652	
3	37.334	193.2	33.788		25.237	174.7	1:36.359										
14 Milovan VESNIC SRB BMW E90 320 si									S20								
1	14:15.266		49.185		30.307	153.8	15:34.758		7	13:07.755	152.3	37.299		28.389	165.1	14:13.443	
2	41.984	180.9	35.971		29.406	165.3	1:47.361		8	39.748	179.7	34.737		26.470	166.1	1:40.955	
3	41.852	175.0	36.037		28.479	160.4	1:46.368		9	39.232	180.6	34.649		26.566	165.1	1:40.447	
4	42.456	132.1	44.592		32.439	164.3	1:59.487		10	39.203	180.6	34.624		26.479	165.1	1:40.306	
5	39.650	180.9	34.904		26.479	164.6	1:41.033										
6	46.331	77.6	1:08.516		56.796		2:51.643 Pit										
15 Norbert KISS HUN Alfa Romeo 156 S2000									S20								
1	14:57.214	162.8	38.874		27.608	161.4	16:03.696		5	37.707	183.0	33.428		25.692	165.6	1:36.827	
2	41.159	180.6	36.195		32.476	165.1	1:49.830		6	42.619	156.2	42.175		1:01.376		2:26.170 Pit	
3	41.086	181.8	35.214		28.103	164.8	1:44.403										
4	37.889	182.4	33.635		25.836	165.6	1:37.360										
16 Kaan ONDER TUR BMW E90 320 si									S20								
1	11:57.975	170.8	43.366		29.890	160.2	13:11.231		8	3:23.905	177.6	35.099		26.243	163.3	4:25.247	
2	43.267	175.3	37.259		26.833	162.4	1:47.359		9	38.899	180.9	34.419		26.983	173.0	1:40.301	
3			1:15.770				1:42.095		10	8:46.827	177.0	35.381		26.315	164.1	9:48.523	
4	39.313	177.3	35.260		26.106	163.1	1:40.679		11	38.923	181.2	34.531		26.572	163.1	1:40.026	
5	39.504	179.1	34.677		26.336	177.9	1:40.517		12	39.057	179.1	36.704		26.252	178.8	1:42.013	
6	39.086	172.5	37.093		26.105	162.6	1:42.284		13	38.730	179.4	34.491		26.207	183.6	1:39.428	
7	39.016	180.3	35.105		35.348		1:49.469 Pit										
18 Samuel SLADECKA SVK Alfa Romeo 156 S2000									S20								
1	12:57.897	131.3	45.636		31.471	138.2	14:15.004		6	38.920	182.1	34.444		26.405	162.8	1:39.769	
2	45.242	171.9	39.409		28.535	158.8	1:53.186		7	38.898	182.4	34.538		26.372	164.6	1:39.808	
3	45.036	167.9	37.705		27.918	157.6	1:50.659		8	38.435	183.6	34.213		35.928		1:48.576 Pit	
4	40.636	179.1	35.935		26.281	164.8	1:42.852										
5	39.849	178.5	35.888		26.150	163.8	1:41.887										



Circuit Length - 3.841 kilometres
Paul Ricard

Weather/Track: Sun 9C/Dry 9C

2014 FIA European Touring Car Cup

Free Practice - Sector Analysis Report

Lap S1 Time S1 Spd S2 Time S2 Spd S3 Time S3 Spd Lap Time Pit Lap S1 Time S1 Spd S2 Time S2 Spd S3 Time S3 Spd Lap Time Pit

20 Michal MATEJOVSKY CZE BMW E90 320 si						S20							
1	12:56.281	169.5	37.437	26.846	162.1	14:00.564	7	38.633	182.4	34.804	42.768	156.205	Pit
2	42.171	155.6	42.129	38.329		2:02.629 Pit	8	13:15.725	148.3	40.226	26.925	164.6	14:22.876
3	1:21.083	163.6	35.220	26.024	163.8	2:22.327	9	38.747	183.0	33.751	25.901	164.8	1:38.399
4	38.558	182.4	33.946	25.894	164.1	1:38.398	10	38.434	182.4	33.808	25.803	165.3	1:38.045
5	38.342	182.7	36.759	26.091	164.3	1:41.192	11	38.221	183.0	33.877	25.807	164.8	1:37.905
6	38.439	182.7	35.577	26.154	163.6	1:40.170							

22 Petr FULIN CZE BMW E90 320 si						S20							
1	19:38.798	142.2	43.988	31.007	163.1	20:53.793	5	37.782	183.0	33.972	25.893	165.6	1:37.647
2	38.595	180.9	34.232	25.790	165.8	1:38.617	6	37.842	183.3	35.421	36.026		1:49.289 Pit
3	37.937	181.2	33.735	26.235	154.2	1:37.907							
4	38.101	182.4	33.582	25.956	165.8	1:37.639							

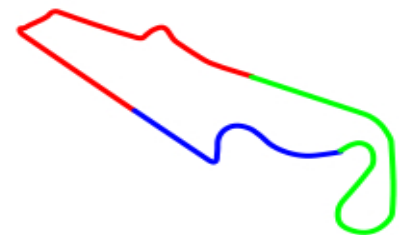
27 Mikhail GRACHEV RUS BMW E90 320 TC						S2T							
1	11:18.134	144.0	44.044	29.751	167.7	12:31.929	8	38.150	186.8	34.153	25.447	171.1	1:37.750
2	40.595	183.6	36.278	25.764	169.8	1:42.637	9	9:08.037	184.9	35.855	25.710	170.3	10:09.602
3	39.351	186.8	34.613	25.816	170.6	1:39.780	10	38.162	187.1	34.299	25.564	170.8	1:38.025
4	38.945	185.2	34.587	34.792		1:48.324 Pit	11	37.985	186.8	34.206	25.389	171.9	1:37.580
5	5:09.422	137.7	40.150	26.949	170.6	6:16.521	12	37.703	187.8	33.976	25.450	171.7	1:37.129
6	38.516	185.8	34.617	25.438	170.8	1:38.571	13	37.732	186.8	34.149	25.300	171.9	1:37.181
7	38.399	186.5	34.317	25.443	170.6	1:38.159							

33 Ulrike KRAFFT DEU Ford Fiesta 1.6 16V						S16							
1	11:59.719	151.4	48.362	35.251	139.5	13:23.332	6	44.113	159.5	39.201	29.350	141.9	1:52.664
2	46.857	157.8	42.199	30.202	143.4	1:59.258	7	16:00.566	158.8	41.777	30.332	140.8	17:12.675
3	44.451	159.5	39.764	29.176	144.1	1:53.391	8	45.558	156.5	40.641	48.676		2:14.875 Pit
4	45.777	156.9	39.117	29.226	145.9	1:54.120							
5	43.675	159.7	39.097	29.155	143.4	1:51.927							

34 Patrick WOLF CHE Ford Fiesta 1.6 16V						S16							
1	12:11.713	131.8	46.237	33.726	132.1	13:31.676	6	44.732	156.5	39.817	29.853	137.0	1:54.402
2	49.805	153.8	43.834	32.068	131.7	2:05.707	7	44.652	158.1	38.469	30.590	137.2	1:53.711
3	47.245	154.0	43.174	33.314	132.5	2:03.733	8	44.437	157.2	38.047	29.773	137.2	1:52.257
4	47.626	156.7	40.290	30.905	139.5	1:58.821	9	44.865	157.4	40.670			16:29.117 Pit
5	45.356	156.2	39.557	30.311	139.1	1:55.224							

35 Christian KRANENBERG DEU Ford Fiesta 1.6 16V						S16							
1	12:07.706	148.1	47.757	33.995	136.0	13:29.458	3	47.887	153.4	43.241			27:58.868 Pit
2	49.482	151.8	44.395	31.760	137.5	2:05.637							

36 Erwin LUKAS DEU Ford Fiesta 1.6 16V						S16							
1	12:20.650	121.7	54.100	32.960	137.2	13:47.710	7	44.742	157.2	39.300	29.438	141.7	1:53.480
2	58.602	145.7	42.870	30.476	140.2	2:11.948	8	44.120	156.9	39.657	29.559	141.5	1:53.336
3	45.816	156.5	40.295	30.069	141.1	1:56.180	9	44.235	157.2	39.436	29.569	142.2	1:53.240
4	45.590	154.9	40.231	30.826	143.8	1:56.647	10	47.736	144.3	53.960			13:55.311 Pit
5	46.484	158.8	41.219	29.625	141.7	1:57.328							
6	44.462	156.0	39.870	30.496	141.1	1:54.828							



Circuit Length - 3.841 kilometres
Paul Ricard

Weather/Track: Sun 9C/Dry 9C

2014 FIA European Touring Car Cup

Free Practice - Sector Analysis Report

Lap S1 Time S1 Spd S2 Time S2 Spd S3 Time S3 Spd Lap Time Pit Lap S1 Time S1 Spd S2 Time S2 Spd S3 Time S3 Spd Lap Time Pit

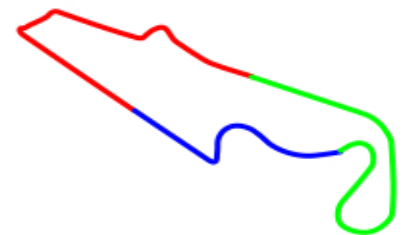
39 Ksenia NIKS				UKR				Ford Fiesta 1.6 16V				S16			
1	12:14.354	134.4	49.595	33.816	127.6	13:37.765	8	44.862	154.5	40.812	30.510	137.2	1:56.184		
2	49.860	151.4	44.561	32.401	134.6	2:06.822	9	44.527	157.4	40.207	30.480	139.3	1:55.214		
3	49.903	154.9	43.366	32.313	136.3	2:05.582	10	9:15.860	156.0	41.501	31.174	138.2	10:28.535		
4	47.278	154.5	42.799	31.740	135.1	2:01.817	11	45.215	156.0	40.556	30.539	136.8	1:56.310		
5	46.821	155.1	44.195	31.101	137.0	2:02.117	12	44.730	155.6	41.255	30.177	138.1	1:56.162		
6	45.741	156.7	42.494	30.857	138.2	1:59.092	13	45.091	154.9	40.332	39.180		2:04.603 Pit		
7	45.266	154.2	40.546	30.031	137.5	1:55.843									

55 Andreas PFISTER				DEU				SEAT Leon Copa				SMT			
1	11:48.943	86.2	57.202	32.071	158.3	13:18.216	8	3:46.407	120.9	42.922	29.715	162.6	4:59.044		
2	48.046	113.3	42.415	31.832	163.8	2:02.293	9	9:27.879	146.3	40.841	26.537	164.8	10:35.257		
3	39.319	180.9	35.682	27.796	163.3	1:42.797	10	38.144	182.7	34.078	26.021	164.8	1:38.243		
4	38.697	182.4	34.890	26.331	164.1	1:39.918	11	38.060	182.4	33.686	26.077	164.8	1:37.823		
5	38.524	182.1	34.432	26.116	165.3	1:39.072	12	38.095	181.2	33.969	25.979	164.8	1:38.043		
6	38.279	182.1	34.483	26.457	163.3	1:39.219									
7	39.304	183.3	36.316	51.635		2:07.255 Pit									

56 Aku PELLINEN				FIN				SEAT Leon Copa				SMT			
1	12:30.164	158.1	41.156	27.804	165.3	13:39.124	7	38.777	183.0	34.370	25.905	163.8	1:39.052		
2	43.465	183.3	39.301	26.938	163.1	1:49.704	8	38.640	184.9	35.457	36.968		1:51.065 Pit		
3	39.840	183.3	36.815	26.315	164.8	1:42.970	9	12:50.386	184.3	35.524	26.678	166.4	13:52.588		
4	50.880	178.2	35.327	25.988	164.1	1:52.195	10	38.812	183.9	33.662	25.838	166.4	1:38.312		
5	38.890	184.3	34.819	26.122	163.6	1:39.831	11	38.649	185.2	34.059	39.711		1:52.419 Pit		
6	38.759	182.7	33.993	25.942	165.3	1:38.694									

57 Mikhail MALEEV				RUS				SEAT Leon Copa				SMT			
1	13:11.469	135.5	42.515	29.510	162.6	14:23.494	9	38.859	179.7	34.472	26.698	163.3	1:40.029		
2	39.924	179.7	36.269	26.953	163.8	1:43.146	10	38.690	182.1	34.652	26.161	163.6	1:39.503		
3	39.728	181.2	35.561	26.875	162.8	1:42.164	11	8:39.293	181.2	34.990	26.717	165.8	9:41.000		
4	39.277	180.0	34.822	26.417	162.8	1:40.516	12	38.808	181.8	34.437	26.344	165.1	1:39.589		
5	38.864	180.3	34.813	26.501	162.8	1:40.178	13	38.546	181.5	34.833	26.267	164.1	1:39.646		
6	38.939	180.6	35.153	26.527	162.8	1:40.619	14	39.094	180.9	34.634	26.497	164.6	1:40.225		
7	39.558	180.6	34.782	26.440	162.4	1:40.780									
8	39.618	180.3	34.710	26.719	163.1	1:41.047									

58 Sergi RYABOV				RUS				SEAT Leon Copa				SMT			
1	12:30.797	171.1	38.225	27.599	162.1	13:36.621	8	38.565	182.1	34.805	1:55.037		3:08.407 Pit		
2	42.333	177.0	36.346	26.859	164.1	1:45.538	9	9:07.578	160.7	41.272	26.608	163.8	10:15.458		
3	39.197	181.5	34.527	26.324	164.6	1:40.048	10	38.885	182.1	34.803	26.711	165.8	1:40.399		
4	38.858	182.7	34.217	26.326	163.3	1:39.401	11	38.820	182.1	34.465	26.112	166.1	1:39.397		
5	38.678	182.1	34.282	26.187	165.1	1:39.147	12	38.650	182.7	34.705	26.333	164.6	1:39.688		
6	38.710	182.4	35.373	2:21.992		3:36.075 Pit									
7	1:03.759	164.6	36.296	25.907	164.8	2:05.962									



Circuit Length - 3.841 kilometres
Paul Ricard

Weather/Track: Sun 9C/Dry 9C

2014 FIA European Touring Car Cup

Free Practice - Sector Analysis Report

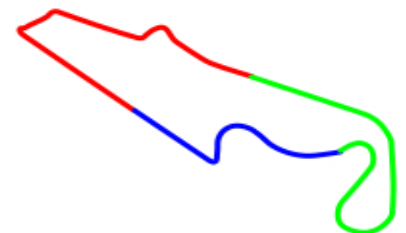
Lap S1 Time S1 Spd S2 Time S2 Spd S3 Time S3 Spd Lap Time Pit Lap S1 Time S1 Spd S2 Time S2 Spd S3 Time S3 Spd Lap Time Pit

59 Dmitry BRAGIN				RUS			SEAT Leon Copa			SMT			
1	13:09.898	131.3	42.717	29.825	162.8	14:22.440	8	38.317	34.364	3:31.783	4:44.464	Pit	
2	39.744	180.6	37.018	26.620	163.8	1:43.382	9	8:56.881	179.4	35.952	31.472	163.8	10:04.305
3	39.209	180.9	35.074	26.786	163.8	1:41.069	10	38.861	180.0	34.367	25.955	164.6	1:39.183
4	38.686	180.9	34.558	25.940	163.3	1:39.184	11	38.184	182.1	33.838	25.974	165.1	1:37.996
5	38.477	180.6	34.445	26.617	163.6	1:39.539	12	38.830	181.8	34.619	26.044	164.8	1:39.493
6	38.431	180.0	34.330	26.014	162.6	1:38.775							
7	38.423	180.3	34.341	26.139	162.8	1:38.903							

60 Vladimir NIKOLAEV				RUS			SEAT Leon Copa			SMT			
1	12:16.160	146.3	43.439	29.270	162.4	13:28.869	8	1:04.560	179.7	35.932	26.810	163.3	2:07.302
2	41.752	156.9	38.838	29.668	163.1	1:50.258	9	9:27.295	179.4	36.684	27.388	165.3	10:31.367
3	40.871	168.7	36.571	27.361	164.6	1:44.803	10	39.510	179.7	35.588	26.330	165.6	1:41.428
4	40.228	180.6	35.931	26.610	163.8	1:42.769	11	39.571	181.2	36.066	27.219	163.8	1:42.856
5	39.332	177.9	35.325	26.581	163.8	1:41.238	12	39.045	181.5	34.782	28.134	163.3	1:41.961
6	39.057	179.1	35.064	26.376	164.1	1:40.497							
7	39.173	180.3	35.776	3:11.796		4:26.745	Pit						

66 Ronny JOST				CHE			SEAT Leon Copa			SMT			
1	12:07.339	177.0	43.389	30.906	161.9	13:21.634	8	1:01.292	177.3	37.378	26.609	162.8	2:05.279
2	44.253	169.2	37.908	27.404	163.1	1:49.565	9	40.110	180.3	35.760	26.740	161.9	1:42.610
3	40.686	180.0	35.922	26.551	164.1	1:43.159	10	9:17.723	176.7	36.372	26.790	164.3	10:20.885
4	39.267	179.1	35.289	26.570	163.8	1:41.126	11	38.701	181.2	34.554	26.320	165.6	1:39.575
5	39.349	178.2	35.151	26.575	162.8	1:41.075	12	38.570	181.2	34.621	26.428	165.3	1:39.619
6	39.098	179.1	35.011	26.319	164.1	1:40.428	13	39.221	181.2	35.241	26.285	164.6	1:40.747
7	40.331	179.7	37.002	1:58.619		3:15.952	Pit						

69 Urs SONDEREGGER				CHE			SEAT Leon Copa			SMT				
1	11:50.487	132.8	47.077	31.222	151.6	13:08.786	6	39.207	179.4	35.939	26.971	163.8	1:42.117	
2	46.698	176.4	39.704	28.448	162.6	1:54.850	7	39.412	180.3	35.905	2:42.376		3:57.693	Pit
3	41.849	177.9	38.059	27.659	162.6	1:47.567	8	1:25.061	176.7	36.263	26.642	164.8	2:27.966	
4	40.481	179.1	36.582	27.111	146.7	1:44.174								
5	40.788	180.3	35.864	26.732	164.1	1:43.384								



Circuit Length - 3.841 kilometres
Paul Ricard

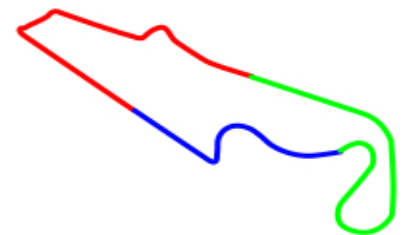
Weather/Track: Sun 9C/Dry 9C

2014 FIA European Touring Car Cup

Free Practice - Best Sector Times Report

POS	NO	SECTOR 1		SECTOR 2		SECTOR 3		IDEAL/BEST LAP COMPARISON							
		TIME	LAP	NO	TIME	LAP	NO	TIME	LAP	NO	NAME	IDEAL	BEST	LAP	DIFF
1	3	36.769	7	6	33.311	2	12	25.037	4	12	KARAMYSHE	1:35.442	1:35.447	4	+ 0.005
2	12	36.932	4	15	33.428	5	27	25.300	13	6	ENGSTLER	1:36.043	1:36.352	3	+ 0.309
3	6	37.298	4	12	33.473	5	4	25.430	5	3	SKUZ	1:36.045	1:36.095	7	+ 0.050
4	27	37.703	12	22	33.582	4	6	25.434	2	15	KISS	1:36.827	1:36.827	5	+ 0.000
5	15	37.707	5	56	33.662	10	3	25.581	6	27	GRACHEV	1:36.979	1:37.129	12	+ 0.150
6	22	37.782	5	55	33.686	11	15	25.692	5	22	FULIN	1:37.154	1:37.639	4	+ 0.485
7	55	38.060	11	3	33.695	7	22	25.790	2	55	PFISTER	1:37.725	1:37.823	11	+ 0.098
8	7	38.161	7	20	33.751	9	20	25.803	10	20	MATEJOVSK	1:37.775	1:37.905	11	+ 0.130
9	59	38.184	11	59	33.838	11	56	25.838	10	4	BITER	1:37.919	1:38.326	7	+ 0.407
10	20	38.221	11	4	33.923	7	58	25.907	7	59	BRAGIN	1:37.962	1:37.996	11	+ 0.034
11	9	38.385	12	27	33.976	12	59	25.940	4	56	PELLINEN	1:38.140	1:38.312	10	+ 0.172
12	8	38.429	10	7	34.075	11	10	25.949	13	7	RIKLI	1:38.651	1:38.930	11	+ 0.279
13	18	38.435	8	8	34.101	9	55	25.979	12	58	RYABOV	1:38.689	1:39.147	5	+ 0.458
14	57	38.546	13	18	34.213	8	16	26.105	6	8	NAGY	1:38.714	1:38.977	9	+ 0.263
15	58	38.565	8	58	34.217	4	11	26.117	2	18	SLADECKA	1:38.798	1:39.769	6	+ 0.971
16	4	38.566	11	9	34.268	11	18	26.150	5	9	FISCHER	1:38.852	1:39.082	11	+ 0.230
17	66	38.570	12	11	34.293	5	57	26.161	10	10	GUGGER	1:39.072	1:39.072	13	+ 0.000
18	10	38.639	13	16	34.419	9	8	26.184	9	57	MALEEV	1:39.144	1:39.503	10	+ 0.359
19	56	38.640	8	57	34.437	12	9	26.199	12	16	ONDER	1:39.254	1:39.428	13	+ 0.174
20	16	38.730	13	10	34.484	13	66	26.285	13	66	JOST	1:39.409	1:39.575	11	+ 0.166
21	60	39.045	12	66	34.554	11	60	26.330	10	11	KRALEV	1:39.609	1:39.697	3	+ 0.088
22	11	39.199	8	14	34.624	10	7	26.415	10	60	NIKOLAEV	1:40.157	1:40.497	6	+ 0.340
23	14	39.203	10	60	34.782	12	14	26.470	8	14	VESNIC	1:40.297	1:40.306	10	+ 0.009
24	69	39.207	6	69	35.864	5	69	26.642	8	69	SONDEREGG	1:41.713	1:42.117	6	+ 0.404
25	33	43.675	5	34	38.047	8	33	29.155	5	33	KRAFFT	1:51.927	1:51.927	5	+ 0.000
26	36	44.120	8	33	39.097	5	36	29.438	7	34	WOLF	1:52.257	1:52.257	8	+ 0.000
27	34	44.437	8	36	39.300	7	34	29.773	8	36	LUKAS	1:52.858	1:53.240	9	+ 0.382
28	39	44.527	9	39	40.207	9	39	30.031	7	39	NIKS	1:54.765	1:55.214	9	+ 0.449
29	35	47.887	3	35	43.241	3	35	31.760	2	35	KRANENBER	2:02.888	2:05.637	2	+ 2.749

'Perfect Lap' - 1:35.117



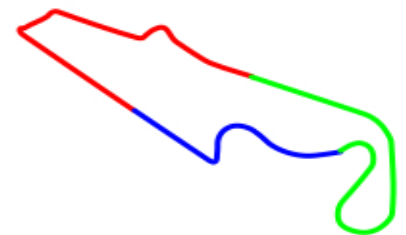
Circuit Length - 3.841 kilometres
Paul Ricard

Weather/Track: Sun 9C/Dry 9C

2014 FIA European Touring Car Cup

Free Practice - Best Sector Speeds Report

SECTOR 1				SECTOR 2		SECTOR 3						
POS	NO	NAME	SPEED	LAP	NO	NAME	SPEED	LAP	NO	NAME	SPEED	LAP
1	3	SKUZ	193.8	7					16	ONDER	183.6	13
2	12	KARAMYSHEV	193.5	4					4	BITER	181.8	3
3	4	BITER	188.8	6					12	KARAMYSHEV	176.4	4
4	6	ENGSTLER	188.4	3					3	SKUZ	175.8	6
5	27	GRACHEV	187.8	12					27	GRACHEV	171.9	11
6	56	PELLINEN	185.2	11					6	ENGSTLER	171.7	3
7	18	SLADECKA	183.6	8					7	RIKLI	167.9	10
8	7	RIKLI	183.3	11					10	GUGGER	167.4	10
9	22	FULIN	183.3	6					56	PELLINEN	166.4	9
10	55	PFISTER	183.3	7					14	VESNIC	166.1	8
11	15	KISS	183.0	5					58	RYABOV	166.1	11
12	20	MATEJOVSKY	183.0	9					22	FULIN	165.8	2
13	58	RYABOV	182.7	4					57	MALEEV	165.8	11
14	8	NAGY	182.1	10					15	KISS	165.6	4
15	57	MALEEV	182.1	10					60	NIKOLAEV	165.6	10
16	59	BRAGIN	182.1	11					66	JOST	165.6	11
17	10	GUGGER	181.8	7					20	MATEJOVSKY	165.3	10
18	60	NIKOLAEV	181.5	12					55	PFISTER	165.3	5
19	16	ONDER	181.2	11					59	BRAGIN	165.1	11
20	66	JOST	181.2	11					9	FISCHER	164.8	10
21	14	VESNIC	180.9	2					18	SLADECKA	164.8	4
22	9	FISCHER	180.6	5					69	SONDEREGGE	164.8	8
23	69	SONDEREGGE	180.3	5					8	NAGY	164.6	11
24	11	KRALEV	178.2	2					11	KRALEV	163.3	3
25	33	KRAFFT	159.7	5					33	KRAFFT	145.9	4
26	36	LUKAS	158.8	5					36	LUKAS	143.8	4
27	34	WOLF	158.1	7					34	WOLF	139.5	4
28	39	NIKS	157.4	9					39	NIKS	139.3	9
29	35	KRANENBERG	153.4	3					35	KRANENBERG	137.5	2



Circuit Length - 3.841 kilometres
Paul Ricard

Weather/Track: Sun 9C/Dry 9C



FIA EUROPEAN TOURING CAR CUP QUALIFYING - PROVISIONAL CLASSIFICATION

NO	CL	DRIVER	NAT	CAR	TIME	ON	LAPS	GAP	DIFF	KM/H
1	12	S2T	Nikolay KARAMYSHEV	RUS	Chevrolet Cruze 1.6T	1:33.964	14	14		147.15
2	3	S2T	Igor SKUZ	UKR	Chevrolet Cruze 1.6T	1:35.021	6	14	1.057	145.52
3	6	S2T	Franz ENGSTLER	DEU	BMW E90 320 TC	1:35.493	7	8	1.529	144.80
4	2	S2T	Mato HOMOLA	SVK	BMW E90 320 TC	1:36.114	14	14	2.150	143.86
5	15	S20	Norbert KISS	HUN	Alfa Romeo 156 S2000	1:36.670	6	7	2.706	143.03
6	27	S2T	Mikhail GRACHEV	RUS	BMW E90 320 TC	1:36.996	9	10	3.032	142.55
7	22	S20	Petr FULIN	CZE	BMW E90 320 si	1:37.098	7	11	3.134	142.40
8	59	SMT	Dmitry BRAGIN	RUS	SEAT Leon Copa	1:37.956	9	9	3.992	141.16
9	20	S20	Michal MATEJOVSKY	CZE	BMW E90 320 si	1:38.198	3	11	4.234	140.81
10	55	SMT	Andreas PFISTER	DEU	SEAT Leon Copa	1:38.235	15	15	4.271	140.76
11	7	S20	Peter RIKLI	CHE	Honda Civic FD	1:38.239	13	15	4.275	140.75
12	56	SMT	Aku PELLINEN	FIN	SEAT Leon Copa	1:38.290	14	15	4.326	140.68
13	4	S2T	Aytac BITER	TUR	BMW E90 320 TC	1:38.521	14	14	4.557	140.35
14	16	S20	Kaan ONDER	TUR	BMW E90 320 si	1:38.550	10	13	4.586	140.31
15	11	S20	Plamen KRALEV	BGR	BMW E90 320 si	1:38.975	6	8	5.011	139.70
16	9	S20	Christian FISCHER	CHE	BMW E90 320 si	1:39.015	12	12	5.051	139.65
17	10	S20	Andrina GUGGER	CHE	Honda Civic FD	1:39.041	11	16	5.077	139.61
18	57	SMT	Mikhail MALEEV	RUS	SEAT Leon Copa	1:39.211	9	16	5.247	139.37
19	58	SMT	Sergi RYABOV	RUS	SEAT Leon Copa	1:39.257	4	11	5.293	139.31
20	8	S20	Norbert NAGY	HUN	Chevrolet Cruze LT	1:39.479	7	9	5.515	139.00
21	66	SMT	Ronny JOST	CHE	SEAT Leon Copa	1:39.732	13	16	5.768	138.64
22	14	S20	Milovan VESNIC	SRB	BMW E90 320 si	1:39.741	11	12	5.777	138.63
23	60	SMT	Vladimir NIKOLAEV	RUS	SEAT Leon Copa	1:39.807	11	13	5.843	138.54
24	18	S20	Samuel SLADECKA	SVK	Alfa Romeo 156 S2000	1:40.939	3	4	6.975	136.98
25	69	SMT	Urs SONDEREGGER	CHE	SEAT Leon Copa	1:42.243	11	11	8.279	135.24
26	33	S16	Ulrike KRAFFT	DEU	Ford Fiesta 1.6 16V	1:49.819	8	8	15.855	125.91
27	35	S16	Christian KRANENBERG	DEU	Ford Fiesta 1.6 16V	1:51.702	9	10	17.738	123.79
28	34	S16	Patrick WOLF	CHE	Ford Fiesta 1.6 16V	1:51.741	11	11	17.777	123.74
29	36	S16	Erwin LUKAS	DEU	Ford Fiesta 1.6 16V	1:53.142	7	9	19.178	122.21
30	39	S16	Ksenia NIKS	UKR	Ford Fiesta 1.6 16V	1:55.360	13	13	21.396	119.86

For Media Information Purposes - No Regulatory Value.

Circuit Paul Ricard

Circuit Length: 3.841 km / 2.387 miles

Start: 13:10 Flag: 13:40

Weather/Track: Sun 16°C / Dry 41°C

Race Director	Steward:	Timekeeper	Posted at:

www.mstworld.com

Printed -13:42 Saturday, 19 April 2014



Circuit Paul Ricard – 19 / 20 April 2014

www.fiaetcc.com



**FIA EUROPEAN TOURING CAR CUP
QUALIFYING - CLASSIFICATION BY CLASS - S1600**

NO	DRIVER	NAT	CAR	TIME	ON	LAPS	GAP	DIFF	KM/H
1	33 Ulrike KRAFFT	DEU	Ford Fiesta 1.6 16V	1:49.819	8	8			125.91
2	35 Christian KRANENBERG	DEU	Ford Fiesta 1.6 16V	1:51.702	9	10	1.883	1.883	123.79
3	34 Patrick WOLF	CHE	Ford Fiesta 1.6 16V	1:51.741	11	11	1.922	0.039	123.74
4	36 Erwin LUKAS	DEU	Ford Fiesta 1.6 16V	1:53.142	7	9	3.323	1.401	122.21
5	39 Ksenia NIKS	UKR	Ford Fiesta 1.6 16V	1:55.360	13	13	5.541	2.218	119.86

QUALIFICATION MAXIMA (107%) 1:57.506

For Media Information Purposes - No Regulatory Value.

Circuit Paul Ricard
Circuit Length: 3.841 km / 2.387 miles
Start: 13:10 Flag: 13:40

Weather/Track: Sun 16°C / Dry 41°C

Race Director:	Steward:	Timekeeper:	Posted at:
----------------	----------	-------------	------------



FIA EUROPEAN TOURING CAR CUP QUALIFYING - CLASSIFICATION BY CLASS - TC2

NO	DRIVER	NAT	CAR	TIME	ON	LAPS	GAP	DIFF	KM/H
1	15 Norbert KISS	HUN	Alfa Romeo 156 S2000	1:36.670	6	7			143.03
2	22 Petr FULIN	CZE	BMW E90 320 si	1:37.098	7	11	0.428	0.428	142.40
3	20 Michal MATEJOVSKY	CZE	BMW E90 320 si	1:38.198	3	11	1.528	1.100	140.81
4	7 Peter RIKLI	CHE	Honda Civic FD	1:38.239	13	15	1.569	0.041	140.75
5	16 Kaan ONDER	TUR	BMW E90 320 si	1:38.550	10	13	1.880	0.311	140.31
6	11 Plamen KRALEV	BGR	BMW E90 320 si	1:38.975	6	8	2.305	0.425	139.70
7	9 Christian FISCHER	CHE	BMW E90 320 si	1:39.015	12	12	2.345	0.040	139.65
8	10 Andrina GUGGER	CHE	Honda Civic FD	1:39.041	11	16	2.371	0.026	139.61
9	8 Norbert NAGY	HUN	Chevrolet Cruze LT	1:39.479	7	9	2.809	0.438	139.00
10	14 Milovan VESNIC	SRB	BMW E90 320 si	1:39.741	11	12	3.071	0.262	138.63
11	18 Samuel SLADECKA	SVK	Alfa Romeo 156 S2000	1:40.939	3	4	4.269	1.198	136.98

QUALIFICATION MAXIMA (107%) 1:43.436

For Media Information Purposes - No Regulatory Value.

Weather/Track: Sun 16°C / Dry 41°C

Circuit Paul Ricard
Circuit Length: 3.841 km / 2.387 miles
Start: 13:10 Flag: 13:40

Race Director:	Steward:	Timekeeper:	Posted at:
----------------	----------	-------------	------------



**FIA EUROPEAN TOURING CAR CUP
QUALIFYING - CLASSIFICATION BY CLASS - TC2 TURBO**

NO	DRIVER	NAT	CAR	TIME	ON	LAPS	GAP	DIFF	KM/H
1	12 Nikolay KARAMYSHEV	RUS	Chevrolet Cruze 1.6T	1:33.964	14	14			147.15
2	3 Igor SKUZ	UKR	Chevrolet Cruze 1.6T	1:35.021	6	14	1.057	1.057	145.52
3	6 Franz ENGSTLER	DEU	BMW E90 320 TC	1:35.493	7	8	1.529	0.472	144.80
4	2 Mato HOMOLA	SVK	BMW E90 320 TC	1:36.114	14	14	2.150	0.621	143.86
5	27 Mikhail GRACHEV	RUS	BMW E90 320 TC	1:36.996	9	10	3.032	0.882	142.55
6	4 Aytac BITER	TUR	BMW E90 320 TC	1:38.521	14	14	4.557	1.525	140.35

QUALIFICATION MAXIMA (107%) 1:40.541

For Media Information Purposes - No Regulatory Value.

Weather/Track: Sun 16°C / Dry 41°C

Circuit Paul Ricard
Circuit Length: 3.841 km / 2.387 miles
Start: 13:10 Flag: 13:40

Race Director:	Steward:	Timekeeper:	Posted at:
----------------	----------	-------------	------------





FIA EUROPEAN TOURING CAR CUP QUALIFYING - CLASSIFICATION BY CLASS - SMT

NO	DRIVER	NAT	CAR	TIME	ON	LAPS	GAP	DIFF	KM/H
1	59 Dmitry BRAGIN	RUS	SEAT Leon Copa	1:37.956	9	9			141.16
2	55 Andreas PFISTER	DEU	SEAT Leon Copa	1:38.235	15	15	0.279	0.279	140.76
3	56 Aku PELLINEN	FIN	SEAT Leon Copa	1:38.290	14	15	0.334	0.055	140.68
4	57 Mikhail MALEEV	RUS	SEAT Leon Copa	1:39.211	9	16	1.255	0.921	139.37
5	58 Sergi RYABOV	RUS	SEAT Leon Copa	1:39.257	4	11	1.301	0.046	139.31
6	66 Ronny JOST	CHE	SEAT Leon Copa	1:39.732	13	16	1.776	0.475	138.64
7	60 Vladimir NIKOLAEV	RUS	SEAT Leon Copa	1:39.807	11	13	1.851	0.075	138.54
8	69 Urs SONDEREGGER	CHE	SEAT Leon Copa	1:42.243	11	11	4.287	2.436	135.24

QUALIFICATION MAXIMA (107%) 1:44.812

For Media Information Purposes - No Regulatory Value.

Weather/Track: Sun 16°C / Dry 41°C

Circuit Paul Ricard
Circuit Length: 3.841 km / 2.387 miles
Start: 13:10 Flag: 13:40

Race Director:	Steward:	Timekeeper:	Posted at:
----------------	----------	-------------	------------

www.mstworld.com

Page 4 of 4

Printed - 13:45 Saturday, 19 April 2014



Circuit Paul Ricard – 19 / 20 April 2014

www.fiaetcc.com



FIA EUROPEAN TOURING CAR CUP QUALIFYING RESULT

NO	CL	DRIVER	NAT	CAR	TIME	ON	LAPS	GAP	DIFF	KM/H
1	12	S2T	Nikolay KARAMYSHEV	RUS	Chevrolet Cruze 1.6T	1:33.964	14	14		147.15
2	3	S2T	Igor SKUZ	UKR	Chevrolet Cruze 1.6T	1:35.021	6	14	1.057	145.52
3	6	S2T	Franz ENGSTLER	DEU	BMW E90 320 TC	1:35.493	7	8	1.529	144.80
4	2	S2T	Mato HOMOLA	SVK	BMW E90 320 TC	1:36.114	14	14	2.150	143.86
5	15	S20	Norbert KISS	HUN	Alfa Romeo 156 S2000	1:36.670	6	7	2.706	143.03
6	27	S2T	Mikhail GRACHEV	RUS	BMW E90 320 TC	1:36.996	9	10	3.032	142.55
7	22	S20	Petr FULIN	CZE	BMW E90 320 si	1:37.098	7	11	3.134	142.40
8	59	SMT	Dmitry BRAGIN	RUS	SEAT Leon Copa	1:37.956	9	9	3.992	141.16
9	20	S20	Michal MATEJOVSKY	CZE	BMW E90 320 si	1:38.198	3	11	4.234	140.81
10	55	SMT	Andreas PFISTER	DEU	SEAT Leon Copa	1:38.235	15	15	4.271	140.76
11	7	S20	Peter RIKLI	CHE	Honda Civic FD	1:38.239	13	15	4.275	140.75
12	56	SMT	Aku PELLINEN	FIN	SEAT Leon Copa	1:38.290	14	15	4.326	140.68
13	4	S2T	Aytac BITER	TUR	BMW E90 320 TC	1:38.521	14	14	4.557	140.35
14	16	S20	Kaan ONDER	TUR	BMW E90 320 si	1:38.550	10	13	4.586	140.31
15	11	S20	Plamen KRALEV	BGR	BMW E90 320 si	1:38.975	6	8	5.011	139.70
16	9	S20	Christian FISCHER	CHE	BMW E90 320 si	1:39.015	12	12	5.051	139.65
17	10	S20	Andrina GUGGER	CHE	Honda Civic FD	1:39.041	11	16	5.077	139.61
18	57	SMT	Mikhail MALEEV	RUS	SEAT Leon Copa	1:39.211	9	16	5.247	139.37
19	58	SMT	Sergi RYABOV	RUS	SEAT Leon Copa	1:39.257	4	11	5.293	139.31
20	8	S20	Norbert NAGY	HUN	Chevrolet Cruze LT	1:39.479	7	9	5.515	139.00
21	66	SMT	Ronny JOST	CHE	SEAT Leon Copa	1:39.732	13	16	5.768	138.64
22	14	S20	Milovan VESNIC	SRB	BMW E90 320 si	1:39.741	11	12	5.777	138.63
23	60	SMT	Vladimir NIKOLAEV	RUS	SEAT Leon Copa	1:39.807	11	13	5.843	138.54
24	18	S20	Samuel SLADECKA	SVK	Alfa Romeo 156 S2000	1:40.939	3	4	6.975	136.98
25	69	SMT	Urs SONDEREGGER	CHE	SEAT Leon Copa	1:42.243	11	11	8.279	135.24
26	33	S16	Ulrike KRAFFT	DEU	Ford Fiesta 1.6 16V	1:49.819	8	8	15.855	125.91
27	35	S16	Christian KRANENBERG	DEU	Ford Fiesta 1.6 16V	1:51.702	9	10	17.738	123.79
28	34	S16	Patrick WOLF	CHE	Ford Fiesta 1.6 16V	1:51.741	11	11	17.777	123.74
29	36	S16	Erwin LUKAS	DEU	Ford Fiesta 1.6 16V	1:53.142	7	9	19.178	122.21
30	39	S16	Ksenia NIKS	UKR	Ford Fiesta 1.6 16V	1:55.360	13	13	21.396	119.86

Circuit Paul Ricard
Circuit Length: 3.841 km / 2.387 miles
Start: 13:10 Flag: 13:40

Weather/Track: Sun 16°C / Dry 41°C

Steward	Steward:	Steward
---------	----------	---------

www.mstworld.com

Printed -16:18 Saturday, 19 April 2014





**FIA EUROPEAN TOURING CAR CUP
QUALIFYING RESULT BY CLASS - S1600**

NO	DRIVER	NAT	CAR	TIME	ON	LAPS	GAP	DIFF	KM/H
1	33 Ulrike KRAFFT	DEU	Ford Fiesta 1.6 16V	1:49.819	8	8			125.91
2	35 Christian KRANENBERG	DEU	Ford Fiesta 1.6 16V	1:51.702	9	10	1.883	1.883	123.79
3	34 Patrick WOLF	CHE	Ford Fiesta 1.6 16V	1:51.741	11	11	1.922	0.039	123.74
4	36 Erwin LUKAS	DEU	Ford Fiesta 1.6 16V	1:53.142	7	9	3.323	1.401	122.21
5	39 Ksenia NIKS	UKR	Ford Fiesta 1.6 16V	1:55.360	13	13	5.541	2.218	119.86

QUALIFICATION MAXIMA (107%) 1:57.506

Weather/Track: Sun 16°C / Dry 41°C

Circuit Paul Ricard
Circuit Length: 3.841 km / 2.387 miles
Start: 13:10 Flag: 13:40

Steward:	Steward:	Steward:	Posted at:
----------	----------	----------	------------



FIA EUROPEAN TOURING CAR CUP QUALIFYING RESULT BY CLASS - TC2

NO	DRIVER	NAT	CAR	TIME	ON	LAPS	GAP	DIFF	KM/H
1	15 Norbert KISS	HUN	Alfa Romeo 156 S2000	1:36.670	6	7			143.03
2	22 Petr FULIN	CZE	BMW E90 320 si	1:37.098	7	11	0.428	0.428	142.40
3	20 Michal MATEJOVSKY	CZE	BMW E90 320 si	1:38.198	3	11	1.528	1.100	140.81
4	7 Peter RIKLI	CHE	Honda Civic FD	1:38.239	13	15	1.569	0.041	140.75
5	16 Kaan ONDER	TUR	BMW E90 320 si	1:38.550	10	13	1.880	0.311	140.31
6	11 Plamen KRALEV	BGR	BMW E90 320 si	1:38.975	6	8	2.305	0.425	139.70
7	9 Christian FISCHER	CHE	BMW E90 320 si	1:39.015	12	12	2.345	0.040	139.65
8	10 Andrina GUGGER	CHE	Honda Civic FD	1:39.041	11	16	2.371	0.026	139.61
9	8 Norbert NAGY	HUN	Chevrolet Cruze LT	1:39.479	7	9	2.809	0.438	139.00
10	14 Milovan VESNIC	SRB	BMW E90 320 si	1:39.741	11	12	3.071	0.262	138.63
11	18 Samuel SLADECKA	SVK	Alfa Romeo 156 S2000	1:40.939	3	4	4.269	1.198	136.98

QUALIFICATION MAXIMA (107%) 1:43.436

Weather/Track: Sun 16°C / Dry 41°C

Circuit Paul Ricard
Circuit Length: 3.841 km / 2.387 miles
Start: 13:10 Flag: 13:40

Steward:	Steward:	Steward:	Posted at:
----------	----------	----------	------------



FIA EUROPEAN TOURING CAR CUP QUALIFYING RESULT BY CLASS - TC2 TURBO

NO	DRIVER	NAT	CAR	TIME	ON	LAPS	GAP	DIFF	KM/H
1	12 Nikolay KARAMYSHEV	RUS	Chevrolet Cruze 1.6T	1:33.964	14	14			147.15
2	3 Igor SKUZ	UKR	Chevrolet Cruze 1.6T	1:35.021	6	14	1.057	1.057	145.52
3	6 Franz ENGSTLER	DEU	BMW E90 320 TC	1:35.493	7	8	1.529	0.472	144.80
4	2 Mato HOMOLA	SVK	BMW E90 320 TC	1:36.114	14	14	2.150	0.621	143.86
5	27 Mikhail GRACHEV	RUS	BMW E90 320 TC	1:36.996	9	10	3.032	0.882	142.55
6	4 Aytac BITER	TUR	BMW E90 320 TC	1:38.521	14	14	4.557	1.525	140.35

QUALIFICATION MAXIMA (107%) 1:40.541

Weather/Track: Sun 16°C / Dry 41°C

Circuit Paul Ricard
Circuit Length: 3.841 km / 2.387 miles
Start: 13:10 Flag: 13:40

Steward:	Steward:	Steward:	Posted at:
----------	----------	----------	------------





FIA EUROPEAN TOURING CAR CUP QUALIFYING RESULT BY CLASS - SMT

NO	DRIVER	NAT	CAR	TIME	ON	LAPS	GAP	DIFF	KM/H
1	59 Dmitry BRAGIN	RUS	SEAT Leon Copa	1:37.956	9	9			141.16
2	55 Andreas PFISTER	DEU	SEAT Leon Copa	1:38.235	15	15	0.279	0.279	140.76
3	56 Aku PELLINEN	FIN	SEAT Leon Copa	1:38.290	14	15	0.334	0.055	140.68
4	57 Mikhail MALEEV	RUS	SEAT Leon Copa	1:39.211	9	16	1.255	0.921	139.37
5	58 Sergi RYABOV	RUS	SEAT Leon Copa	1:39.257	4	11	1.301	0.046	139.31
6	66 Ronny JOST	CHE	SEAT Leon Copa	1:39.732	13	16	1.776	0.475	138.64
7	60 Vladimir NIKOLAEV	RUS	SEAT Leon Copa	1:39.807	11	13	1.851	0.075	138.54
8	69 Urs SONDEREGGER	CHE	SEAT Leon Copa	1:42.243	11	11	4.287	2.436	135.24

QUALIFICATION MAXIMA (107%) 1:44.812

Weather/Track: Sun 16°C / Dry 41°C

Circuit Paul Ricard
Circuit Length: 3.841 km / 2.387 miles
Start: 13:10 Flag: 13:40

Steward:	Steward:	Steward:	Posted at:
----------	----------	----------	------------

2014 FIA European Touring Car Cup Qualifying - Sector Analysis Report

Lap S1 Time S1 Spd S2 Time S2 Spd S3 Time S3 Spd Lap Time Pit Lap S1 Time S1 Spd S2 Time S2 Spd S3 Time S3 Spd Lap Time Pit

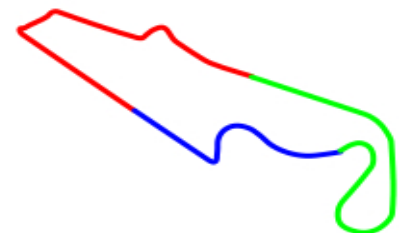
2 Mato HOMOLA SVK				BMW E90 320 TC				S2T					
1	11:01.746	180.9	36.239	26.509	171.1	12:04.494	9	37.392	186.8	33.525	25.358	171.7	1:36.275
2	38.415	182.7	35.900	25.799	170.6	1:40.114	10	39.131	140.2	51.356	36.739	169.8	2:07.226
3	38.983	184.3	35.403	26.588	170.0	1:40.974	11	37.438	187.5	35.351	31.243	140.2	1:44.032
4	37.641	185.5	33.907	25.544	172.2	1:37.092	12	48.482	131.0	52.780	54.171		2:35.433 Pit
5	37.795	186.5	33.740	25.457	172.2	1:36.992	13	2:06.410	180.3	34.202	26.136	171.4	3:06.748
6	47.557	99.7	1:06.037	50.975		2:44.569 Pit	14	37.433	187.5	33.222	25.459	171.7	1:36.114
7	3:53.182	180.3	34.062	29.619	171.1	4:56.863							
8	37.638	185.8	34.970	32.540	170.6	1:45.148							

3 Igor SKUZ UKR				Chevrolet Cruze 1.6T				S2T					
1	11:20.557	161.9	35.464	25.999	176.4	12:22.020	9	1:00.184	184.6	35.809	1:36.485		3:12.478 Pit
2	37.090	193.8	33.683	25.591	175.6	1:36.364	10	1:02.905	169.8	35.401	25.275	176.1	2:03.581
3	38.130	193.2	33.595	25.586	176.4	1:37.311	11	36.722	194.2	33.534	26.220	177.3	1:36.476
4	37.355	193.2	35.104	3:22.644		4:35.103 Pit	12	36.834	193.8	33.482	25.268	176.7	1:35.584
5	57.408	192.1	33.308	25.274	177.3	1:55.990	13	36.765	194.9	33.380	25.491	176.7	1:35.636
6	36.634	193.2	33.217	25.170	176.4	1:35.021	14	37.200	193.8	33.543	27.192	176.1	1:37.935
7	36.945	193.5	33.821	25.470	175.8	1:36.236							
8	39.089	188.8	37.123	3:17.429		4:33.641 Pit							

4 Aytac BITER TUR				BMW E90 320 TC				S2T					
1	11:00.220	178.8	36.576	26.276	168.4	12:03.072	9	38.157	186.5	37.234	26.213	168.7	1:41.604
2	39.865	178.8	36.683	26.247	183.9	1:42.795	10	38.415	185.2	34.324	25.896	169.2	1:38.635
3	39.227	180.0	34.843	26.164	169.2	1:40.234	11	38.457	185.8	34.565	26.215	166.9	1:39.237
4	38.955	183.0	34.685	26.915	168.7	1:40.555	12	40.977	186.2	36.592	41.049		1:58.618 Pit
5	38.834	183.0	34.389	26.038	169.8	1:39.261	13	2:38.681	182.7	35.273	26.354	169.5	3:40.308
6	38.941	178.5	36.717	40.644		1:56.302 Pit	14	38.600	183.9	34.343	25.578	168.4	1:38.521
7	4:44.187	183.0	34.656	27.993	167.7	5:46.836							
8	38.960	183.0	34.099	25.763	169.0	1:38.822							

6 Franz ENGSTLER DEU				BMW E90 320 TC				S2T					
1	11:19.813	185.2	36.950	26.193	171.9	12:22.956	6	58.954	186.2	34.242	25.830	171.7	1:59.026
2	37.199	189.1	33.407	27.196	174.1	1:37.802	7	37.030	188.1	33.180	25.283	170.8	1:35.493
3	37.537	188.4	33.694	25.223	173.3	1:36.454	8	37.666	186.8	33.823	25.489	171.4	1:36.978
4	37.749	187.8	33.934	25.365	173.9	1:37.048							
5	41.742	147.9	44.119			15:07.438 Pit							

7 Peter RIKLI CHE				Honda Civic FD				S20					
1	11:00.192	168.7	37.392	28.006	168.4	12:05.590	9	38.181	181.5	34.253	26.519	166.9	1:38.953
2	38.412	181.5	36.876	27.242	168.7	1:42.530	10	40.673	179.7	35.736	33.809		1:50.218 Pit
3	40.103	178.2	35.485	26.523	166.9	1:42.111	11	4:21.612	175.0	36.117	26.951	165.8	5:24.680
4	38.617	181.2	34.321	26.405	167.4	1:39.343	12	38.587	184.3	34.503	26.677	167.4	1:39.767
5	38.729	183.0	34.432	26.389	169.0	1:39.550	13	37.901	182.4		1:00.338	168.2	1:38.239
6	41.329	143.8	40.397	27.882	167.7	1:49.608	14	38.209	181.2	34.280	26.114	167.1	1:38.603
7	38.437	179.4	34.376	26.115	167.4	1:38.928	15	45.830	156.7	40.024	36.358		2:02.212 Pit
8	38.306	181.2	34.413	26.278	167.4	1:38.997							



Circuit Length - 3.841 kilometres
Paul Ricard

Weather/Track: Sun 16C/Dry 41C

2014 FIA European Touring Car Cup Qualifying - Sector Analysis Report

Lap S1 Time S1 Spd S2 Time S2 Spd S3 Time S3 Spd Lap Time Pit Lap S1 Time S1 Spd S2 Time S2 Spd S3 Time S3 Spd Lap Time Pit

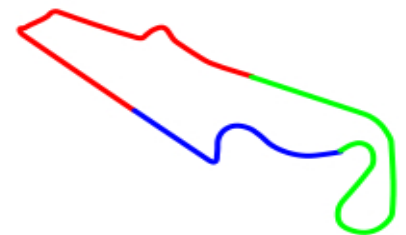
8 Norbert NAGY				HUN				Chevrolet Cruze LT				S20			
1	12:41.853	172.2	38.757	27.030	163.3	13:47.640	6	38.784	178.2	34.378	26.456	162.6	1:39.618		
2	39.052	177.6	34.775	26.490	163.6	1:40.317	7	38.790	178.8	34.466	26.223	162.8	1:39.479		
3	38.917	177.0	34.634	26.307	163.6	1:39.858	8	41.132	179.4	34.826	26.711	162.8	1:42.669		
4	38.848	177.3	39.258	1:47.704		3:05.810 Pit	9	38.634	179.1	34.450	26.580	162.6	1:39.664		
5	7:40.435	177.9	35.079	26.400	162.8	8:41.914									

9 Christian FISCHER				CHE				BMW E90 320 si				S20			
1	12:50.743	178.5	34.873	26.681	164.1	13:52.297	8	38.564	179.1	34.426	26.348	163.6	1:39.338		
2	38.987	179.1	34.719	26.974	164.3	1:40.680	9	38.534	179.7	34.304	26.385	163.3	1:39.223		
3	38.845	178.8	34.668	26.468	163.6	1:39.981	10	38.791	177.6	36.609	26.546	163.6	1:41.946		
4	38.525	178.8	34.779	26.455	165.6	1:39.759	11	38.644	178.5	34.622	26.554	164.1	1:39.820		
5	38.276	179.1	34.688	26.266	164.1	1:39.230	12	38.320	179.4	34.456	26.239	164.6	1:39.015		
6	39.402	176.7	36.265	7:50.449		9:06.116 Pit									
7	1:02.898	177.3	34.850	26.392	163.3	2:04.140									

10 Andrina GUGGER				CHE				Honda Civic FD				S20			
1	11:01.528	172.2	39.427	27.115	167.1	12:08.070	10	38.845	181.5	35.308	26.149	165.8	1:40.302		
2	40.207	178.8	35.330	26.231	167.7	1:41.768	11	38.635	180.0	34.461	25.945	165.6	1:39.041		
3	40.073	180.6	37.223	26.458	166.9	1:43.754	12	38.735	180.6	34.646	26.362	166.4	1:39.743		
4	38.708	181.2	34.640	26.648	166.9	1:39.996	13	38.747	180.3	34.971	26.178	166.4	1:39.896		
5	38.989	179.7	34.509	26.130	167.9	1:39.628	14	38.608	180.0	36.274	26.083	165.8	1:40.965		
6	38.796	180.0	34.900	39.466		1:53.162 Pit	15	38.696	179.1	34.481	25.962	166.1	1:39.139		
7	4:00.357	180.0	35.502	26.351	165.6	5:02.210	16	38.799	179.7	34.633	25.972	166.4	1:39.404		
8	39.026	180.6	34.886	26.134	165.6	1:40.046									
9	38.564	180.6	34.511	26.216	166.1	1:39.291									

11 Plamen KRALEV				BGR				BMW E90 320 si				S20			
1	12:49.878	175.8	36.682	29.217	164.8	13:55.777	6	38.418	176.4	34.360	26.197	163.8	1:38.975		
2	39.031	178.2	37.864	26.544	164.1	1:43.439	7	38.643	175.6	34.543	26.087	164.3	1:39.273		
3	38.719	176.4	34.529	26.253	164.6	1:39.501	8	38.598	178.2	34.399	26.348	163.6	1:39.345		
4	39.358	176.4	34.673			15:28.704 Pit									
5	1:08.413	174.7	35.317	26.481	163.8	2:10.211									

12 Nikolay KARAMYSHEV				RUS				Chevrolet Cruze 1.6T				S2T			
1	11:20.526	191.8	34.383	25.859	178.2	12:20.768	9	41.544	162.1	38.778	25.208	176.4	1:45.530		
2	37.421	192.5	33.116	25.961	175.3	1:36.498	10	37.217	191.8	33.720	25.414	176.7	1:36.351		
3	39.579	175.0	37.168	2:38.469		3:55.216 Pit	11	37.089	191.8	32.998	25.184	175.3	1:35.271		
4	54.368	189.8	34.861	25.134	177.6	1:54.363	12	39.526	160.4	39.001	3:14.931		4:33.458 Pit		
5	37.175	192.1	33.070	24.777	178.2	1:35.022	13	55.761	191.1	34.872	26.079	175.3	1:56.712		
6	37.273	192.1	35.281	26.410	176.7	1:38.964	14	36.518	192.5	32.729	24.717	176.7	1:33.964		
7	36.910	192.8	33.117	24.976	175.8	1:35.003									
8	36.844	191.4	33.227	25.141	176.1	1:35.212									



Circuit Length - 3.841 kilometres
Paul Ricard

Weather/Track: Sun 16C/Dry 41C

2014 FIA European Touring Car Cup Qualifying - Sector Analysis Report

Lap S1 Time S1 Spd S2 Time S2 Spd S3 Time S3 Spd Lap Time Pit Lap S1 Time S1 Spd S2 Time S2 Spd S3 Time S3 Spd Lap Time Pit

14 Milovan VESNIC				SRB				BMW E90 320 si				S20			
1	11:13.200	128.1	39.525	30.749	159.2	12:23.474	8	38.953	179.4	34.538	26.361	164.3	1:39.852		
2	40.032	180.0	35.139	26.509	165.3	1:41.680	9	42.415	151.6	43.466	1:43.630		3:09.511 Pit		
3	41.880	174.4	35.164	31.325	126.1	1:48.369	10	4:26.800	157.8	42.250	31.045	165.1	5:40.095		
4	40.762	179.4	34.874	26.658	166.1	1:42.294	11	38.836	180.0	34.597	26.308	164.6	1:39.741		
5	39.361	176.7	36.587	40.399		1:56.347 Pit	12	38.753	180.0	34.710	26.461	163.6	1:39.924		
6	5:27.174	140.0	37.746	27.532	164.8	6:32.452									
7	38.884	180.6	34.685	26.368	164.3	1:39.937									

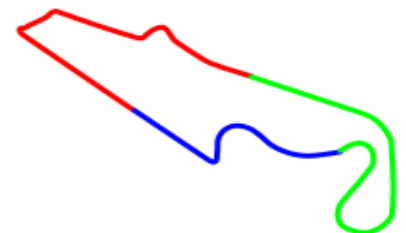
15 Norbert KISS				HUN				Alfa Romeo 156 S2000				S20			
1	11:40.945	113.6	47.032	36.469	164.1	13:04.446	5	3:43.849	145.7	44.458	32.686	165.3	5:00.993		
2	41.039	151.4	42.120	30.235	164.6	1:53.394	6	37.839	180.9	33.293	25.538	165.3	1:36.670		
3	38.028	180.9	33.738	25.593	165.3	1:37.359	7	56.946	109.3	52.171	48.130		2:37.247 Pit		
4	37.854	181.5	36.325	41.521		1:55.700 Pit									

16 Kaan ONDER				TUR				BMW E90 320 si				S20			
1	11:03.278	170.6	37.283	26.719	164.6	12:07.280	8	4:52.783	177.0	34.835	26.070	163.3	5:53.688		
2	39.694	177.9		1:01.769	179.7	1:41.463	9	38.584	178.5	34.265	26.819	176.4	1:39.668		
3	41.053	175.8	35.445	26.385	175.8	1:42.883	10	38.416	179.1	34.066	26.068	164.1	1:38.550		
4			1:13.748		164.6	1:40.314	11	38.687	177.6	34.312	35.990		1:48.989 Pit		
5	38.874	178.5	34.507	26.313	164.6	1:39.694	12	3:28.128	179.4	35.390	26.214	163.6	4:29.732		
6	38.744	179.4	34.715	26.246	164.3	1:39.705	13	38.569	178.5	34.246	26.085	163.8	1:38.900		
7	43.178	174.1	35.024	35.747		1:53.949 Pit									

18 Samuel SLADECKA				SVK				Alfa Romeo 156 S2000				S20			
1	11:05.526	169.0	37.921	27.182	159.7	12:10.629	4	39.217	180.3		1:31.062		2:10.279 Pit		
2	41.148	180.0	35.314	26.798	165.8	1:43.260									
3	40.462	180.3	34.366	26.111	165.8	1:40.939									

20 Michal MATEJOVSKY				CZE				BMW E90 320 si				S20			
1	14:00.605	162.6	37.871	27.230	163.6	15:05.706	7	5:02.229	133.3	38.631	26.400	164.6	6:07.260		
2	39.351	176.7	34.803	25.988	165.1	1:40.142	8	38.568	177.9	33.716	26.037	164.3	1:38.321		
3	38.354	181.5	33.801	26.043	165.6	1:38.198	9	39.567	166.6	36.198	26.238	164.1	1:42.003		
4	38.459	181.2	34.165	26.048	165.8	1:38.672	10	40.220	162.6	35.556	26.262	164.3	1:42.038		
5	38.405	181.5	33.907	26.018	165.1	1:38.330	11	38.949	181.8	34.414	36.740		1:50.103 Pit		
6	38.507	181.5	35.152	37.698		1:51.357 Pit									

22 Petr FULIN				CZE				BMW E90 320 si				S20			
1	15:09.715	175.0	34.260	28.948	167.4	16:12.923	7	37.846	182.7	33.642	25.610	166.6	1:37.098		
2	37.924	180.6	33.697	25.931	166.1	1:37.552	8	38.534	180.0	34.405	27.816	166.6	1:40.755		
3	38.218	179.1	33.763	25.610	167.9	1:37.591	9	37.875	182.7	33.975	26.514	166.1	1:38.364		
4	37.799	180.9	34.198	25.579	168.2	1:37.576	10	38.043	181.8	34.032	25.831	164.6	1:37.906		
5	37.876	180.6	34.126	34.189		1:46.191 Pit	11	41.568	179.1	34.952	36.414		1:52.934 Pit		
6	4:59.129	178.5	34.414	26.878	166.6	6:00.421									



Circuit Length - 3.841 kilometres
Paul Ricard

Weather/Track: Sun 16C/Dry 41C

2014 FIA European Touring Car Cup Qualifying - Sector Analysis Report

Lap S1 Time S1 Spd S2 Time S2 Spd S3 Time S3 Spd Lap Time Pit Lap S1 Time S1 Spd S2 Time S2 Spd S3 Time S3 Spd Lap Time Pit

27 Mikhail GRACHEV				RUS				BMW E90 320 TC				S2T			
1	12:27.334	128.8	39.291	26.175	171.7	13:32.800	7	37.494	187.5	34.129	25.637	170.8	1:37.260		
2	38.100	185.8	33.838	25.513	172.2	1:37.451	8	37.709	187.1	33.924	25.532	171.7	1:37.165		
3	38.061	185.8	33.824	25.349	173.6	1:37.234	9	37.436	187.8	33.916	25.644	171.7	1:36.996		
4	39.950	168.4	35.477	37.928		1:53.355 Pit	10	41.186	185.8	36.202	48.847		2:06.235 Pit		
5	6:59.594	170.8	37.488	25.597	171.7	8:02.679									
6	37.936	188.1	33.627	25.450	171.1	1:37.013									

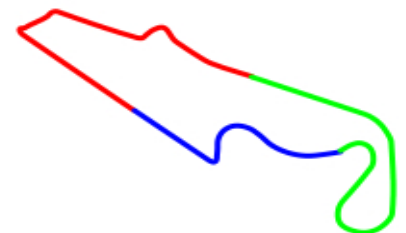
33 Ulrike KRAFFT				DEU				Ford Fiesta 1.6 16V				S16			
1	11:18.896	158.3	42.676	30.234	141.7	12:31.806	6	1:10.701	157.6	40.230	29.581	144.9	2:20.512		
2	43.784	158.8	38.283	29.063	144.0	1:51.130	7	43.817	156.2	38.354	29.023	143.6	1:51.194		
3	47.116	153.1	40.435	28.791	144.7	1:56.342	8	43.099	157.6	37.960	28.760	144.3	1:49.819		
4	43.630	157.6	38.269	28.680	146.3	1:50.579									
5	46.047	156.0	42.359			16:33.923 Pit									

34 Patrick WOLF				CHE				Ford Fiesta 1.6 16V				S16			
1	11:53.220	134.8	46.577	32.453	139.3	13:12.250	7	1:16.879	137.0	40.520	29.582	138.9	2:26.981		
2	48.057	150.4	39.776	29.917	140.2	1:57.750	8	44.123	157.2	39.088	29.294	139.1	1:52.505		
3	44.766	157.8	47.847	31.826	140.9	2:04.439	9	43.927	156.7	37.838	30.042	138.8	1:51.807		
4	44.096	155.6	40.385	29.545	140.0	1:54.026	10	43.951	157.4	38.700	30.085	138.9	1:52.736		
5	44.021	155.8	38.926	29.617	139.8	1:52.564	11	43.826	156.0	38.537	29.378	140.0	1:51.741		
6	44.508	156.0	40.543	3:39.042		5:04.093 Pit									

35 Christian KRANENBERG				DEU				Ford Fiesta 1.6 16V				S16			
1	12:28.927	150.8	43.759	42.927	136.0	13:55.613	7	45.658	152.3	39.233	29.361	140.6	1:54.252		
2	51.930	152.5	40.504	30.225	139.5	2:02.659	8	44.130	154.7	39.236	29.287	140.9	1:52.653		
3	44.639	152.9	39.007	29.847	141.9	1:53.493	9	44.062	155.3	38.227	29.413	139.5	1:51.702		
4	44.254	151.0	38.905	29.487	141.9	1:52.646	10	43.904	153.1	38.611	30.647	133.9	1:53.162		
5	47.182	151.0	42.219	3:30.276		4:59.677 Pit									
6	1:09.514	150.2	42.579	30.089	137.2	2:22.182									

36 Erwin LUKAS				DEU				Ford Fiesta 1.6 16V				S16			
1	11:24.683	152.3	42.926	31.053	139.8	12:38.662	6	1:05.593	152.7	39.788	30.016	141.5	2:15.397		
2	44.649	156.2	39.207	29.855	142.8	1:53.711	7	44.389	155.6	39.039	29.714	140.9	1:53.142		
3	45.217	155.1	39.496	29.854	142.6	1:54.567	8	44.870	155.1	39.698	29.568	140.6	1:54.136		
4	44.905	154.9	40.193	29.936	143.2	1:55.034	9	44.680	155.8	39.683	29.667	141.3	1:54.030		
5	46.926	153.4	40.378	7:06.184		8:33.488 Pit									

39 Ksenia NIKS				UKR				Ford Fiesta 1.6 16V				S16			
1	11:54.311	126.6	47.263	33.495	139.8	13:15.069	8	1:08.231	140.4	44.677	31.203	134.6	2:24.111		
2	47.837	154.2	40.724	30.387	140.2	1:58.948	9	46.054	154.0	42.650	31.605	138.6	2:00.309		
3	44.462	155.8	41.113	33.951	102.4	1:59.526	10	45.082	156.0	41.738	31.133	138.1	1:57.953		
4	50.054	153.4	42.584	30.221	140.4	2:02.859	11	46.204	155.3	40.317	30.731	137.4	1:57.252		
5	44.424	154.5	41.032	30.107	140.9	1:55.563	12	45.003	156.2	41.103	30.094	138.8	1:56.200		
6	44.473	155.1	40.581	30.425	139.1	1:55.479	13	44.599	155.3	39.967	30.794	139.1	1:55.360		
7	45.905	153.6	42.190	3:12.941		4:41.036 Pit									



Circuit Length - 3.841 kilometres
Paul Ricard

Weather/Track: Sun 16C/Dry 41C

Printed at 13:44, Saturday, 19 April, 2014

© MST Systems Ltd, 2010 (www.mstworld.com)

Page 4

2014 FIA European Touring Car Cup Qualifying - Sector Analysis Report

Lap S1 Time S1 Spd S2 Time S2 Spd S3 Time S3 Spd Lap Time Pit Lap S1 Time S1 Spd S2 Time S2 Spd S3 Time S3 Spd Lap Time Pit

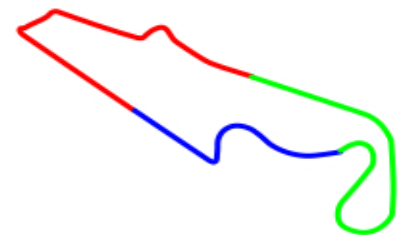
55 Andreas PFISTER				DEU		SEAT Leon Copa			SMT				
1	11:50.968	150.8	42.924	31.630	166.4	13:05.522	9	38.398	180.9	33.874	26.265	165.1	1:38.537
2	38.842	179.4	34.735	26.120	164.8	1:39.697	10	38.183	180.9	35.253	26.428	163.8	1:39.864
3	38.458	180.0	34.201	26.155	164.1	1:38.814	11	38.337	179.7	34.079	27.988	157.8	1:40.404
4	38.435	179.4	33.935	26.299	165.8	1:38.669	12	38.307	180.3	33.932	26.330	163.8	1:38.569
5	38.211	180.0	34.333	37.709		1:50.253 Pit	13	38.287	179.7	34.057	26.267	163.6	1:38.611
6	4:21.091	155.8	41.460	28.256	159.7	5:30.807	14	38.170	179.7	34.130	26.162	164.1	1:38.462
7	40.658	173.9	37.643	26.178	164.6	1:44.479	15	38.228	180.9	33.776	26.231	164.6	1:38.235
8	38.618	180.6	33.976	26.186	164.8	1:38.780							

56 Aku PELLINEN				FIN		SEAT Leon Copa			SMT				
1	11:50.261	173.3	38.590	27.214	165.6	12:56.065	9	40.970	177.3	35.607	2:26.859		3:43.436 Pit
2	39.014	179.7	34.450	26.188	166.1	1:39.652	10	2:48.537	130.4	39.329	28.413	164.3	3:56.279
3	41.415	179.7	34.585	27.002	164.8	1:43.002	11	38.935	177.9	34.636	26.015	163.8	1:39.586
4	39.591	182.1	34.411	26.527	165.6	1:40.529	12	38.588	183.6	33.893	26.499	162.1	1:38.980
5	39.004	180.0	34.586	26.185	164.1	1:39.775	13	39.121	178.2	33.983	26.031	164.6	1:39.135
6	38.745	180.3	34.395	28.619	164.1	1:41.759	14	38.626	181.5	33.808	25.856	164.6	1:38.290
7	39.340	185.2	35.711	26.322	164.8	1:41.373	15	40.918	177.9	34.124	26.130	144.0	1:41.172
8	38.888	179.1	34.109	26.366	161.4	1:39.363							

57 Mikhail MALEEV				RUS		SEAT Leon Copa			SMT				
1	11:12.856	175.3	37.511	26.988	166.4	12:17.355	10	40.351	169.5	36.157	2:31.661		3:48.169 Pit
2	38.600	175.8	34.584	27.318	165.8	1:40.502	11	58.329	178.8	35.055	26.495	162.1	1:59.879
3	40.621	177.6	34.743	26.330	164.1	1:41.694	12	38.372	178.8	35.024	26.124	162.6	1:39.520
4	38.691	177.6	34.691	26.263	164.8	1:39.645	13	38.473	179.7	47.061	26.874	162.8	1:52.408
5	39.351	150.4	34.895	26.180	163.8	1:40.426	14	38.532	179.1	34.605	26.416	162.8	1:39.553
6	38.797	176.4	34.789	26.182	165.1	1:39.768	15	38.461	177.9	34.941	26.336	163.3	1:39.738
7	38.518	178.5	34.736	26.383	164.1	1:39.637	16	38.649	175.8	34.557	26.635	162.4	1:39.841
8	38.716	178.5	35.068	26.416	163.3	1:40.200							
9	38.356	178.5	34.485	26.370	163.3	1:39.211							

58 Sergi RYABOV				RUS		SEAT Leon Copa			SMT				
1	11:09.420	153.6	39.476	27.987	167.9	12:16.883	7	38.561	179.7	38.781	5:20.954		6:38.296 Pit
2	38.601	183.3	34.656	27.311	163.8	1:40.568	8	1:07.689	177.9	35.224	26.098	165.1	2:09.011
3	41.232	156.5	40.445	26.866	164.6	1:48.543	9	39.546	181.2	35.294	25.927	164.6	1:40.767
4	38.596	180.6	34.332	26.329	165.8	1:39.257	10	38.350	182.1	1:00.969	31.852	164.1	2:11.171
5	38.151	180.0	35.042	26.618	165.3	1:39.811	11	38.744	181.8	34.473	26.256	162.8	1:39.473
6	39.109	179.7	34.588	25.991	166.6	1:39.688							

59 Dmitry BRAGIN				RUS		SEAT Leon Copa			SMT				
1	11:08.702	148.9	39.726	27.860	167.1	12:16.288	6	38.519	180.0	34.359	26.236	165.1	1:39.114
2	38.839	181.8	34.309	27.138	165.6	1:40.286	7	40.104	147.7	47.866	3:26.052		4:54.022 Pit
3	38.611	181.5	34.326	26.046	166.4	1:38.983	8	1:06.659	106.6	45.300	31.146	163.6	2:23.105
4	38.631	154.9	35.031	26.246	165.3	1:39.908	9	38.316	180.3	33.847	25.793	165.6	1:37.956
5	38.596	178.2	34.499	25.963	165.3	1:39.058							



Circuit Length - 3.841 kilometres
Paul Ricard

Weather/Track: Sun 16C/Dry 41C

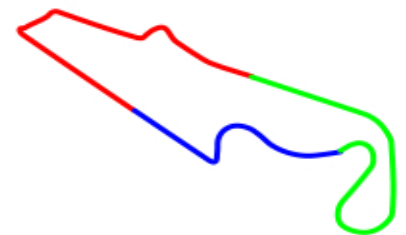
2014 FIA European Touring Car Cup Qualifying - Sector Analysis Report

Lap S1 Time S1 Spd S2 Time S2 Spd S3 Time S3 Spd Lap Time Pit Lap S1 Time S1 Spd S2 Time S2 Spd S3 Time S3 Spd Lap Time Pit

60 Vladimir NIKOLAEV RUS						SEAT Leon Copa			SMT				
1	11:12.367	179.4	38.839	27.462	166.1	12:18.668	8	39.532	178.8	34.934	2:08.018	3:22.484	Pit
2	39.439	180.3	35.962	26.456	165.3	1:41.857	9	59.394	177.3	35.271	26.569	164.1	2:01.234
3	40.922	177.9	38.053	27.500	163.6	1:46.475	10	39.953	178.5	35.797	26.781	163.8	1:42.531
4	39.125	178.2	34.804	26.846	165.6	1:40.775	11	39.359	178.5	34.362	26.086	164.6	1:39.807
5	38.906	178.5	35.156	26.936	165.6	1:40.998	12	39.008	179.7	35.589	26.549	164.8	1:41.146
6	39.433	177.0	34.787	26.404	165.8	1:40.624	13	38.694	179.7	34.920	26.296	164.6	1:39.910
7	39.015	177.0	35.349	27.514	162.8	1:41.878							

66 Ronny JOST CHE						SEAT Leon Copa			SMT				
1	11:11.540	178.2	40.206	1:49.354		13:41.100	10	39.148	178.8	35.107	2:02.738	3:16.993	Pit
2	1:02.835	177.3	36.084	28.650	164.8	2:07.569	11	56.028	177.9	35.552	26.479	163.6	1:58.059
3	38.959	177.9	35.163	26.656	164.8	1:40.778	12	39.031	179.7	34.836	26.587	162.8	1:40.454
4	38.753	176.4	35.029	26.622	165.6	1:40.404	13	38.926	179.1	34.401	26.405	163.1	1:39.732
5	39.229	177.3	34.930	26.143	164.3	1:40.302	14	39.117	178.2	34.898	26.552	163.1	1:40.567
6	38.759	178.8	37.358	28.881	164.3	1:44.998	15	39.015	176.7	34.477	26.458	162.8	1:39.950
7	38.917	178.2	35.060	26.173	163.3	1:40.150	16	38.806	178.2	34.481	26.787	162.6	1:40.074
8	38.917	177.0	35.031	26.713	162.4	1:40.661							
9	39.080	178.5	35.007	26.735	162.8	1:40.822							

69 Urs SONDEREGGER CHE						SEAT Leon Copa			SMT				
1	11:46.027	156.0	49.051	34.527	157.8	13:09.605	7	42.453	178.5	36.972	26.934	164.6	1:46.359
2	48.985	169.8	40.999	28.788	164.6	1:58.772	8	40.273	181.5	36.631	26.705	165.3	1:43.609
3	44.931	176.1	37.658	27.449	165.6	1:50.038	9	39.667	180.3	38.983	27.666	164.6	1:46.316
4	40.913	177.6	39.199	29.090	164.3	1:49.202	10	39.757	180.6	36.369	26.905	165.1	1:43.031
5	49.593	160.0	48.291	4:08.463		5:46.347	11	39.757	180.6	35.859	26.627	164.8	1:42.243
6	1:09.594	152.5	39.501	27.622	164.3	2:16.717							



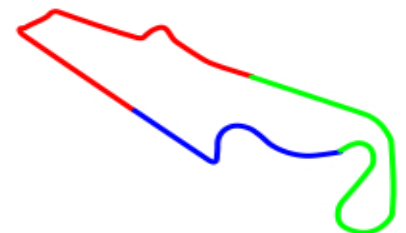
Circuit Length - 3.841 kilometres
Paul Ricard

Weather/Track: Sun 16C/Dry 41C

2014 FIA European Touring Car Cup Qualifying - Best Sector Times Report

POS	SECTOR 1			SECTOR 2			SECTOR 3			NO	NAME	IDEAL/BEST LAP COMPARISON			DIFF
	NO	TIME	LAP	NO	TIME	LAP	NO	TIME	LAP			IDEAL	BEST	LAP	
1	12	36.518	14	12	32.729	14	12	24.717	14	12	KARAMYSHE	1:33.964	1:33.964	14	+ 0.000
2	3	36.634	6	6	33.180	7	3	25.170	6	3	SKUZ	1:35.021	1:35.021	6	+ 0.000
3	6	37.030	7	3	33.217	6	6	25.223	3	6	ENGSTLER	1:35.433	1:35.493	7	+ 0.060
4	2	37.392	9	2	33.222	14	27	25.349	3	2	HOMOLA	1:35.972	1:36.114	14	+ 0.142
5	27	37.436	9	15	33.293	6	2	25.358	9	27	GRACHEV	1:36.412	1:36.996	9	+ 0.584
6	22	37.799	4	27	33.627	6	15	25.538	6	15	KISS	1:36.670	1:36.670	6	+ 0.000
7	15	37.839	6	22	33.642	7	4	25.578	14	22	FULIN	1:37.020	1:37.098	7	+ 0.078
8	7	37.901	13	20	33.716	8	22	25.579	4	4	BITER	1:37.834	1:38.521	14	+ 0.687
9	58	38.151	5	55	33.776	15	59	25.793	9	59	BRAGIN	1:37.956	1:37.956	9	+ 0.000
10	4	38.157	9	56	33.808	14	56	25.856	14	20	MATEJOVSK	1:38.058	1:38.198	3	+ 0.140
11	55	38.170	14	59	33.847	9	58	25.927	9	55	PFISTER	1:38.066	1:38.235	15	+ 0.169
12	9	38.276	5	16	34.066	10	10	25.945	11	56	PELLINEN	1:38.252	1:38.290	14	+ 0.038
13	59	38.316	9	4	34.099	8	20	25.988	2	7	RIKLI	1:38.268	1:38.239	13	+ 0.029
14	20	38.354	3	7	34.253	9	16	26.068	10	58	RYABOV	1:38.410	1:39.257	4	+ 0.847
15	57	38.356	9	9	34.304	9	60	26.086	11	16	ONDER	1:38.550	1:38.550	10	+ 0.000
16	16	38.416	10	58	34.332	4	11	26.087	7	9	FISCHER	1:38.819	1:39.015	12	+ 0.196
17	11	38.418	6	11	34.360	6	18	26.111	3	11	KRALEV	1:38.865	1:38.975	6	+ 0.110
18	10	38.564	9	60	34.362	11	7	26.114	14	57	MALEEV	1:38.965	1:39.211	9	+ 0.246
19	56	38.588	12	18	34.366	3	55	26.120	2	10	GUGGER	1:38.970	1:39.041	11	+ 0.071
20	8	38.634	9	8	34.378	6	57	26.124	12	60	NIKOLAEV	1:39.142	1:39.807	11	+ 0.665
21	60	38.694	13	66	34.401	13	66	26.143	5	8	NAGY	1:39.235	1:39.479	7	+ 0.244
22	14	38.753	12	10	34.461	11	8	26.223	7	66	JOST	1:39.297	1:39.732	13	+ 0.435
23	66	38.753	4	57	34.485	9	9	26.239	12	14	VESNIC	1:39.599	1:39.741	11	+ 0.142
24	18	39.217	4	14	34.538	8	14	26.308	11	18	SLADECKA	1:39.694	1:40.939	3	+ 1.245
25	69	39.667	9	69	35.859	11	69	26.627	11	69	SONDEREGG	1:42.153	1:42.243	11	+ 0.090
26	33	43.099	8	34	37.838	9	33	28.680	4	33	KRAFFT	1:49.739	1:49.819	8	+ 0.080
27	34	43.826	11	33	37.960	8	35	29.287	8	34	WOLF	1:50.958	1:51.741	11	+ 0.783
28	35	43.904	10	35	38.227	9	34	29.294	8	35	KRANENBER	1:51.418	1:51.702	9	+ 0.284
29	36	44.389	7	36	39.039	7	36	29.568	8	36	LUKAS	1:52.996	1:53.142	7	+ 0.146
30	39	44.424	5	39	39.967	13	39	30.094	12	39	NIKS	1:54.485	1:55.360	13	+ 0.875

'Perfect Lap' - 1:33.964



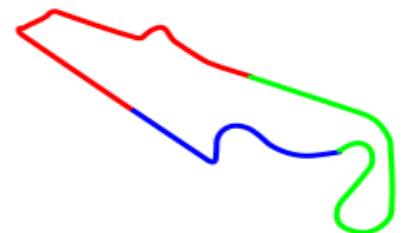
Circuit Length - 3.841 kilometres
Paul Ricard

Weather/Track: Sun 16C/Dry 41C

2014 FIA European Touring Car Cup

Qualifying - Best Sector Speeds Report

SECTOR 1				SECTOR 2		SECTOR 3			
POS	NO	NAME	SPEED	LAP	NO	NAME	SPEED	LAP	
1	3	SKUZ	194.9	13	4	BITER	183.9	2	
2	12	KARAMYSHEV	192.8	7	16	ONDER	179.7	2	
3	6	ENGSTLER	189.1	2	12	KARAMYSHEV	178.2	1	
4	27	GRACHEV	188.1	6	3	SKUZ	177.3	5	
5	2	HOMOLA	187.5	11	6	ENGSTLER	174.1	2	
6	4	BITER	186.5	9	27	GRACHEV	173.6	3	
7	56	PELLINEN	185.2	7	2	HOMOLA	172.2	4	
8	7	RIKLI	184.3	12	7	RIKLI	169.0	5	
9	58	RYABOV	183.3	2	22	FULIN	168.2	4	
10	22	FULIN	182.7	7	10	GUGGER	167.9	5	
11	20	MATEJOVSKY	181.8	11	58	RYABOV	167.9	1	
12	59	BRAGIN	181.8	2	59	BRAGIN	167.1	1	
13	10	GUGGER	181.5	10	55	PFISTER	166.4	1	
14	15	KISS	181.5	4	57	MALEEV	166.4	1	
15	69	SONDEREGGE	181.5	8	14	VESNIC	166.1	4	
16	55	PFISTER	180.9	9	56	PELLINEN	166.1	2	
17	14	VESNIC	180.6	7	60	NIKOLAEV	166.1	1	
18	18	SLADECKA	180.3	3	18	SLADECKA	165.8	2	
19	60	NIKOLAEV	180.3	2	20	MATEJOVSKY	165.8	4	
20	9	FISCHER	179.7	9	9	FISCHER	165.6	4	
21	57	MALEEV	179.7	13	66	JOST	165.6	4	
22	66	JOST	179.7	12	69	SONDEREGGE	165.6	3	
23	8	NAGY	179.4	8	15	KISS	165.3	3	
24	16	ONDER	179.4	6	11	KRALEV	164.8	1	
25	11	KRALEV	178.2	2	8	NAGY	163.6	2	
26	33	KRAFFT	158.8	2	33	KRAFFT	146.3	4	
27	34	WOLF	157.8	3	36	LUKAS	143.2	4	
28	36	LUKAS	156.2	2	35	KRANENBERG	141.9	3	
29	39	NIKS	156.2	12	34	WOLF	140.9	3	
30	35	KRANENBERG	155.3	9	39	NIKS	140.9	5	



Circuit Length - 3.841 kilometres
Paul Ricard

Weather/Track: Sun 16C/Dry 41C

FIA EUROPEAN TOURING CAR CUP RACE 1 - PROVISIONAL STARTING GRID

ROW					
15	29	36 LUKAS	1:53.142	30	39 NIKS 1:55.360
14	27	35 KRANENBERG	1:51.702	28	34 WOLF 1:51.741
13	25	69 SONDEREGGER	1:42.243	26	33 KRAFFT 1:49.819
12	23	60 NIKOLAEV	1:39.807	24	18 SLADECKA 1:40.939
11	21	66 JOST	1:39.732	22	14 VESNIC 1:39.741
10	19	58 RYABOV	1:39.257	20	8 NAGY 1:39.479
9	17	10 GUGGER	1:39.041	18	57 MALEEV 1:39.211
8	15	11 KRALEV	1:38.975	16	9 FISCHER 1:39.015
7	13	4 BITER	1:38.521	14	16 ONDER 1:38.550
6	11	7 RIKLI	1:38.239	12	56 PELLINEN 1:38.290
5	9	20 MATEJOVSKY	1:38.198	10	55 PFISTER 1:38.235
4	7	22 FULIN	1:37.098	8	59 BRAGIN 1:37.956
3	5	15 KISS	1:36.670	6	27 GRACHEV 1:36.996
2	3	6 ENGSTLER	1:35.493	4	2 HOMOLA 1:36.114
1	1	12 KARAMYSHEV	1:33.964	2	3 SKUZ 1:35.021

POLE




Circuit Paul Ricard
Circuit Length: 3.841 km / 2.387 miles

Race Director:	Steward:	Timekeeper:
----------------	----------	-------------

FIA EUROPEAN TOURING CAR CUP RACE 1 - FINAL STARTING GRID

ROW			
15	29	8 NAGY	
14	27	36 LUKAS	28 39 NIKS
13	25	35 KRANENBERG	26 34 WOLF
12	23	18 SLADECKA	24 33 KRAFFT
11	21	14 VESNIC	22 60 NIKOLAEV
10	19	58 RYABOV	20 66 JOST
9	17	10 GUGGER	18 57 MALEEV
8	15	11 KRALEV	16 9 FISCHER
7	13	4 BITER	14 16 ONDER
6	11	7 RIKLI	12 56 PELLINEN
5	9	20 MATEJOVSKY	10 55 PFISTER
4	7	22 FULIN	8 59 BRAGIN
3	5	15 KISS	6 27 GRACHEV
2	3	6 ENGSTLER	4 2 HOMOLA
1	1	12 KARAMYSHEV	2 3 SKUZ

POLE



Car 8, 10 place penalty applied (engine change) Stewards decision 9 refers.

Circuit Paul Ricard
Circuit Length: 3.841 km / 2.387 miles

Race Director:	Steward:	Timekeeper:
----------------	----------	-------------



FIA EUROPEAN TOURING CAR CUP WARM UP - CLASSIFICATION

NO	CL	DRIVER	NAT	CAR	TIME	ON	LAPS	GAP	DIFF	KM/H
1	3	S2T Igor SKUZ	UKR	Chevrolet Cruze 1.6T	1:51.653	6	6			123.84
2	15	S20 Norbert KISS	HUN	Alfa Romeo 156 S2000	1:51.741	4	6	0.088	0.088	123.74
3	6	S2T Franz ENGSTLER	DEU	BMW E90 320 TC	1:52.284	6	6	0.631	0.543	123.14
4	22	S20 Petr FULIN	CZE	BMW E90 320 si	1:53.167	8	8	1.514	0.883	122.18
5	12	S2T Nikolay KARAMYSHEV	RUS	Chevrolet Cruze 1.6T	1:53.216	4	5	1.563	0.049	122.13
6	55	SMT Andreas PFISTER	DEU	SEAT Leon Copa	1:53.671	8	8	2.018	0.455	121.64
7	18	S20 Samuel SLADECKA	SVK	Alfa Romeo 156 S2000	1:54.353	8	8	2.700	0.682	120.92
8	2	S2T Mato HOMOLA	SVK	BMW E90 320 TC	1:54.824	5	5	3.171	0.471	120.42
9	20	S20 Michal MATEJOVSKY	CZE	BMW E90 320 si	1:55.088	7	8	3.435	0.264	120.14
10	59	SMT Dmitry BRAGIN	RUS	SEAT Leon Copa	1:55.123	4	6	3.470	0.035	120.11
11	58	SMT Sergi RYABOV	RUS	SEAT Leon Copa	1:55.316	4	4	3.663	0.193	119.91
12	10	S20 Andrina GUGGER	CHE	Honda Civic FD	1:55.332	7	8	3.679	0.016	119.89
13	56	SMT Aku PELLINEN	FIN	SEAT Leon Copa	1:55.497	3	4	3.844	0.165	119.72
14	7	S20 Peter RIKLI	CHE	Honda Civic FD	1:55.576	4	5	3.923	0.079	119.64
15	57	SMT Mikhail MALEEV	RUS	SEAT Leon Copa	1:55.978	4	4	4.325	0.402	119.22
16	27	S2T Mikhail GRACHEV	RUS	BMW E90 320 TC	1:56.272	7	7	4.619	0.294	118.92
17	9	S20 Christian FISCHER	CHE	BMW E90 320 si	1:58.225	6	6	6.572	1.953	116.96
18	4	S2T Aytac BITER	TUR	BMW E90 320 TC	1:59.710	4	6	8.057	1.485	115.50
19	11	S20 Plamen KRALEV	BGR	BMW E90 320 si	1:59.721	7	7	8.068	0.011	115.49
20	60	SMT Vladimir NIKOLAEV	RUS	SEAT Leon Copa	2:00.042	3	4	8.389	0.321	115.18
21	14	S20 Milovan VESNIC	SRB	BMW E90 320 si	2:00.588	6	7	8.935	0.546	114.66
22	8	S20 Norbert NAGY	HUN	Chevrolet Cruze LT	2:01.065	3	4	9.412	0.477	114.21
23	16	S20 Kaan ONDER	TUR	BMW E90 320 si	2:01.458	4	5	9.805	0.393	113.84
24	66	SMT Ronny JOST	CHE	SEAT Leon Copa	2:02.327	2	2	10.674	0.869	113.03
25	36	S16 Erwin LUKAS	DEU	Ford Fiesta 1.6 16V	2:12.017	3	4	20.364	9.690	104.74
26	34	S16 Patrick WOLF	CHE	Ford Fiesta 1.6 16V	2:12.969	3	4	21.316	0.952	103.99
27	33	S16 Ulrike KRAFFT	DEU	Ford Fiesta 1.6 16V	2:14.266	4	6	22.613	1.297	102.98
28	35	S16 Christian KRANENBERG	DEU	Ford Fiesta 1.6 16V	2:14.882	3	5	23.229	0.616	102.51
29	39	S16 Ksenia NIKS	UKR	Ford Fiesta 1.6 16V	2:18.379	3	6	26.726	3.497	99.92

For Media Information Purposes - No Regulatory Value.

Circuit Paul Ricard
Circuit Length: 3.841 km / 2.387 miles
Start: 9:00 Flag: 9:15

Weather/Track: Drizzle 10°C / Damp 12°C

Race Director	Steward:	Timekeeper	Posted at:
---------------	----------	------------	------------

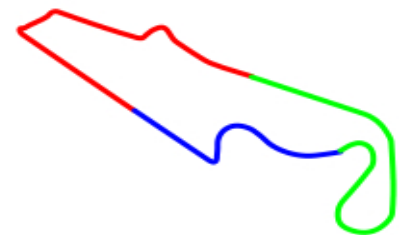
www.mstworld.com

Printed -9:18 Sunday, 20 April 2014



2014 FIA European Touring Car Cup Warm-Up - Sector Analysis Report

Lap	S1 Time	S1 Spd	S2 Time	S2 Spd	S3 Time	S3 Spd	Lap Time	Pit	Lap	S1 Time	S1 Spd	S2 Time	S2 Spd	S3 Time	S3 Spd	Lap Time	Pit
2 Mato HOMOLA SVK BMW E90 320 TC S2T																	
1	16:16.426	168.7	46.650		33.594	164.8	17:36.670		4	44.736	178.2	42.627		29.474	167.7	1:56.837	
2	49.138	173.6	42.787		30.858	166.9	2:02.783		5	44.013	178.8	40.880		29.931	167.4	1:54.824	
3	45.554	177.6	41.467		29.446	167.4	1:56.467										
3 Igor SKUZ UKR Chevrolet Cruze 1.6T S2T																	
1	15:31.502	182.1	42.367		30.335	172.2	16:44.204		5	42.878	183.3	40.870		28.679	173.9	1:52.427	
2	45.071	177.3	41.416		29.495	171.1	1:55.982		6	43.173	185.8	39.974		28.506	172.8	1:51.653	
3	43.764	183.9	41.245		29.674	171.9	1:54.683										
4	43.656	183.9	40.485		28.821	172.8	1:52.962										
4 Aytac BITER TUR BMW E90 320 TC S2T																	
1	12:09.442	137.4	47.327		32.271	176.1	13:29.040		5	46.289	174.1	41.855		43.070		2:11.214	Pit
2	48.261	172.5	45.242		30.652		2:04.155		6	2:30.627	173.9	41.490		30.639	162.4	3:42.756	
3			1:30.206			163.8	2:00.817										
4	46.490	175.6	42.147		31.073	162.6	1:59.710										
6 Franz ENGSTLER DEU BMW E90 320 TC S2T																	
1	11:44.638	165.6	44.602		32.169	164.1	13:01.409		5	44.719	178.8	39.979		29.120	167.9	1:53.818	
2	48.161	176.7	41.436		29.998	167.1	1:59.595		6	43.422	180.3	39.994		28.868	169.0	1:52.284	
3	45.150	176.4	41.048		29.649	167.1	1:55.847										
4	44.500	177.3	41.167		29.621	168.2	1:55.288										
7 Peter RIKLI CHE Honda Civic FD S20																	
1	11:41.759	162.6	45.394		31.866	161.9	12:59.019		4	44.583	172.8	41.222		29.771	161.6	1:55.576	
2	48.240	170.6	42.826		30.138	161.1	2:01.204		5	51.399	139.3	45.300		40.071		2:16.770	Pit
3	44.771	173.3	41.434		29.394	162.6	1:55.599										
8 Norbert NAGY HUN Chevrolet Cruze LT S20																	
1	15:32.172	160.7	44.131		32.473	143.0	16:48.776		4	47.505	161.6	42.182		44.977		2:14.664	Pit
2	48.481	157.4	43.087		31.725	150.0	2:03.293										
3	47.461	163.6	42.794		30.810	152.5	2:01.065										
9 Christian FISCHER CHE BMW E90 320 si S20																	
1	11:38.308	161.4	49.819		32.192	159.5	13:00.319		5	46.689	161.4	42.836		30.706	161.1	2:00.231	
2	49.057	169.0	44.504		30.382	160.7	2:03.943		6	45.920	170.6	42.528		29.777	161.9	1:58.225	
3	45.931	171.1	42.213		30.701	159.2	1:58.845										
4	47.607	169.0	42.556		30.278	161.4	2:00.441										
10 Andrina GUGGER CHE Honda Civic FD S20																	
1	11:10.478	139.3	48.570		32.159	161.6	12:31.207		6	46.662	127.5	43.790		29.658	163.8	2:00.110	
2	46.900	170.8	44.353		30.414	162.8	2:01.667		7	44.880	172.5	41.035		29.417	163.3	1:55.332	
3	46.912	172.8	45.652		30.350	163.6	2:02.914		8	44.936	173.6	41.098		29.466	163.1	1:55.500	
4	45.605	174.4	44.382		30.194	163.3	2:00.181										
5	46.456	172.8	41.867		30.269	162.8	1:58.592										



Circuit Length - 3.841 kilometres
Paul Ricard

Weather/Track: Drizzle 10C/Damp 12C

2014 FIA European Touring Car Cup Warm-Up - Sector Analysis Report

Lap S1 Time S1 Spd S2 Time S2 Spd S3 Time S3 Spd Lap Time Pit Lap S1 Time S1 Spd S2 Time S2 Spd S3 Time S3 Spd Lap Time Pit

11 Plamen KRALEV				BGR			BMW E90 320 si			S20			
1	11:47.695	162.1	46.790	32.117	155.6	13:06.602	5	47.095	166.1	42.921	30.065	158.8	2:00.081
2	47.909	160.2	44.747	31.825	156.9	2:04.481	6	46.438	166.9	43.649	30.430	158.5	2:00.517
3	46.943	164.8	44.374	30.448	158.3	2:01.765	7	46.099	166.9	43.570	30.052	159.0	1:59.721
4	47.145	163.6	42.523	30.331	158.8	1:59.999							

12 Nikolay KARAMYSHEV				RUS			Chevrolet Cruze 1.6T			S2T			
1	12:25.031	174.7	42.154	30.155	170.3	13:37.340	4	44.652	179.1	39.838	28.726	171.1	1:53.216
2	46.881	176.1	41.116	29.474	171.7	1:57.471	5	44.480	180.0	40.137	29.667	165.1	1:54.284
3	43.892	182.4	40.869	29.339	171.4	1:54.100							

14 Milovan VESNIC				SRB			BMW E90 320 si			S20			
1	13:14.611	123.5	52.448	31.940	158.8	14:38.999	5	48.159	164.8	43.193	30.306	160.4	2:01.658
2	47.879	169.2	43.472	31.594	157.8	2:02.945	6	48.003	171.1	42.074	30.511	158.5	2:00.588
3	1:04.254	139.1	44.430	30.336	160.9	2:19.020	7	46.047	170.3	42.362	45.067		2:13.476 Pit
4	46.338	166.6	43.749	30.647	156.7	2:00.734							

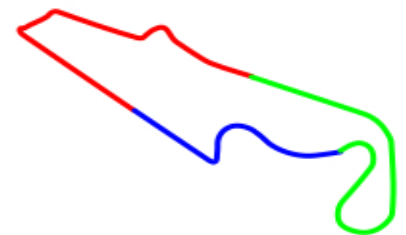
15 Norbert KISS				HUN			Alfa Romeo 156 S2000			S20			
1	11:12.510	169.2	45.799	30.046	160.7	12:28.355	5	43.748	190.4	39.688	41.470		2:04.906 Pit
2	45.502	171.9	40.113	29.131	162.1	1:54.746	6	4:19.721	129.8	49.108	31.216	159.5	5:40.045
3			1:29.017		161.6	1:57.901							
4	43.654	174.1	39.375	28.712	162.6	1:51.741							

16 Kaan ONDER				TUR			BMW E90 320 si			S20			
1	11:17.800	167.7	47.458	32.612	157.4	12:37.870	4	47.591	162.6	42.948	30.919	160.0	2:01.458
2	47.682	171.7	43.992	31.194	160.2	2:02.868	5	46.286	167.4	42.831	42.689		2:11.806 Pit
3	49.503	180.3	42.990	31.005	159.2	2:03.498							

18 Samuel SLADECKA				SVK			Alfa Romeo 156 S2000			S20			
1	11:37.514	141.3	48.624	32.562	153.8	12:58.700	6	50.412	171.1	42.514	29.904	162.4	2:02.830
2	50.239	170.8	46.715	30.562	159.2	2:07.516	7	45.980	170.8	40.593	28.938	161.6	1:55.511
3	45.804	176.7	41.644	30.033	161.1	1:57.481	8	44.855	173.6	40.274	29.224	162.1	1:54.353
4	46.064	173.0	42.900	29.560	161.9	1:58.524							
5	45.463	171.1	42.542	30.588	157.4	1:58.593							

20 Michal MATEJOVSKY				CZE			BMW E90 320 si			S20			
1	11:14.227	161.1	45.576	32.795	145.9	12:32.598	6	44.691	175.6	41.189	29.448	162.6	1:55.328
2	47.670	173.9	44.962	31.783	161.6	2:04.415	7	44.782	197.8	40.802	29.504	162.1	1:55.088
3	45.889	175.6	41.665	30.374	162.1	1:57.928	8	44.406	175.0	42.226	29.749	162.4	1:56.381
4	44.968	176.4	41.357	29.758	162.6	1:56.083							
5	44.851	174.7	42.803	29.887	161.4	1:57.541							

22 Petr FULIN				CZE			BMW E90 320 si			S20			
1	11:11.791	168.4	46.235	32.680	161.4	12:30.706	6	44.424	174.7	40.882	29.232	162.1	1:54.538
2	46.686	171.7	43.609	31.557	160.9	2:01.852	7	44.001	174.7	40.471	29.282	162.8	1:53.754
3	45.867	173.3	42.311	29.914	162.8	1:58.092	8	43.747	175.3	40.419	29.001	163.1	1:53.167
4	44.855	174.4	41.180	29.230	163.8	1:55.265							
5	44.674	173.9	41.683	29.995	161.6	1:56.352							



Circuit Length - 3.841 kilometres
Paul Ricard

Weather/Track: Drizzle 10C/Damp 12C

2014 FIA European Touring Car Cup Warm-Up - Sector Analysis Report

Lap S1 Time S1 Spd S2 Time S2 Spd S3 Time S3 Spd Lap Time Pit Lap S1 Time S1 Spd S2 Time S2 Spd S3 Time S3 Spd Lap Time Pit

27 Mikhail GRACHEV RUS				BMW E90 320 TC				S2T					
1	12:29.367	170.6	44.092	30.781	164.1	13:44.240	5	45.308	175.6	42.033	29.901	166.6	1:57.242
2	47.012	174.7	43.618	30.076	166.9	2:00.706	6	45.413	177.0	44.202	29.966	167.4	1:59.581
3	47.674	175.3	45.284	29.959	167.7	2:02.917	7	45.500	177.9	41.365	29.407	167.1	1:56.272
4	45.623	175.3	42.189	30.674	166.4	1:58.486							

33 Ulrike KRAFFT DEU				Ford Fiesta 1.6 16V				S16					
1	11:28.675	142.1	49.772	33.889	141.9	12:52.336	5	55.048	149.3	47.561	33.476	140.6	2:16.085
2	50.402	152.1	55.318	34.611	140.4	2:20.331	6	49.988	151.6	47.817	46.270		2:24.075 Pit
3	58.376	142.6	49.184	33.657	142.8	2:21.217							
4	53.837	152.9	46.571	33.858	142.4	2:14.266							

34 Patrick WOLF CHE				Ford Fiesta 1.6 16V				S16					
1	12:06.852	130.4	52.292	34.435	138.8	13:33.579	4	50.537	150.8	45.363	55.786		2:31.686 Pit
2	54.449	150.6	50.136	34.200	137.5	2:18.785							
3	52.047	148.1	46.877	34.045	138.4	2:12.969							

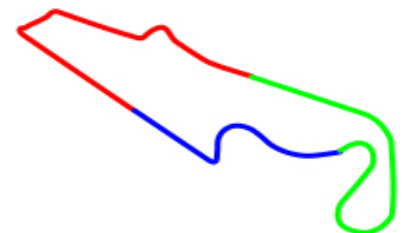
35 Christian KRANENBERG DEU				Ford Fiesta 1.6 16V				S16					
1	11:34.942	145.5	48.690	34.495	139.5	12:58.127	4	57.633	148.5	47.114	33.135	140.9	2:17.882
2	54.800	143.8	48.582	35.061	139.5	2:18.443	5	51.789	145.7	50.617	47.060		2:29.466 Pit
3	52.952	147.3	47.358	34.572	137.9	2:14.882							

36 Erwin LUKAS DEU				Ford Fiesta 1.6 16V				S16					
1	11:58.537	135.0	51.083	34.496	138.1	13:24.116	4	50.294	148.1	1:03.435	51.788		2:45.517 Pit
2	56.062	145.7	48.383	33.595	137.7	2:18.040							
3	50.982	148.7	48.166	32.869	137.2	2:12.017							

39 Ksenia NIKS UKR				Ford Fiesta 1.6 16V				S16					
1	12:01.715	133.8	52.890	38.083	131.3	13:32.688	5	55.652	146.3	47.534	35.278	137.4	2:18.464
2	1:01.340	140.6	51.023	34.677	136.1	2:27.040	6	53.424	145.3	47.793	52.531		2:33.748 Pit
3	53.469	145.7	50.073	34.837	135.1	2:18.379							
4	55.729	143.4	48.935	35.846	135.3	2:20.510							

55 Andreas PFISTER DEU				SEAT Leon Copa				SMT					
1	11:55.054	143.2	49.371	30.924	163.8	13:15.349	6	44.099	174.1	41.794	29.355	163.8	1:55.248
2	45.429	174.7	42.744	30.414	164.1	1:58.587	7	43.823	173.9	41.035	29.458	161.9	1:54.316
3	45.004	174.4	42.189	29.378	163.8	1:56.571	8	43.515	175.0	40.926	29.230	163.3	1:53.671
4	43.989	173.6	41.664	29.026	163.6	1:54.679							
5	43.711	173.9	42.943	29.918	163.6	1:56.572							

56 Aku PELLINEN FIN				SEAT Leon Copa				SMT					
1	14:29.277	168.4	46.578	30.799	162.8	15:46.654	4	44.344	172.8	40.345	43.948		2:08.637 Pit
2			1:27.345			162.1							
3			1:25.576			165.3							

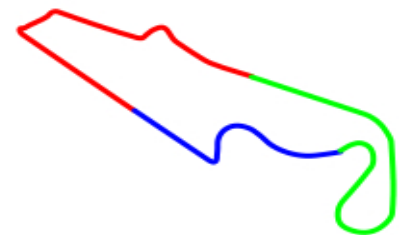


Circuit Length - 3.841 kilometres
Paul Ricard

Weather/Track: Drizzle 10C/Damp 12C

2014 FIA European Touring Car Cup Warm-Up - Sector Analysis Report

Lap	S1 Time	S1 Spd	S2 Time	S2 Spd	S3 Time	S3 Spd	Lap Time	Pit	Lap	S1 Time	S1 Spd	S2 Time	S2 Spd	S3 Time	S3 Spd	Lap Time	Pit
57 Mikhail MALEEV RUS SEAT Leon Copa SMT																	
1	11:18.653	170.0	45.623		32.051	160.7	12:36.327		4	44.352	171.9	41.041		30.585	161.1	1:55.978	
2	46.096	172.8	42.803		30.583	158.8	1:59.482										
3	45.342	173.0	42.020		29.867	161.4	1:57.229										
58 Sergi RYABOV RUS SEAT Leon Copa SMT																	
1	11:20.318	169.5	44.164		30.873	161.9	12:35.355		4	45.054	173.6	41.155		29.107	162.4	1:55.316	
2	46.353	171.7			1:12.956	160.2	1:59.309										
3	45.675	173.9	41.431		29.676	161.6	1:56.782										
59 Dmitry BRAGIN RUS SEAT Leon Copa SMT																	
1	11:17.644	168.7	43.495		31.028	161.9	12:32.167		5	44.595	170.6	41.837		3:23.891		4:50.323	Pit
2	46.252	172.2	42.886		30.235	160.9	1:59.373		6	1:04.760	172.8	41.372		29.344	162.8	2:15.476	
3	45.198	171.4	42.013		29.648	160.9	1:56.859										
4	44.303	172.2	41.541		29.279	161.4	1:55.123										
60 Vladimir NIKOLAEV RUS SEAT Leon Copa SMT																	
1	11:29.807	145.5	48.227		31.555	157.6	12:49.589		4	47.770	166.9	44.930		30.724	161.6	2:03.424	
2	47.240	169.5	42.622		30.888	159.7	2:00.750										
3	46.416	170.8	43.053		30.573	159.0	2:00.042										
66 Ronny JOST CHE SEAT Leon Copa SMT																	
1	11:21.431	169.2	44.489		32.452	161.9	12:38.372										
2	47.586	170.6	44.123		30.618	161.1	2:02.327										



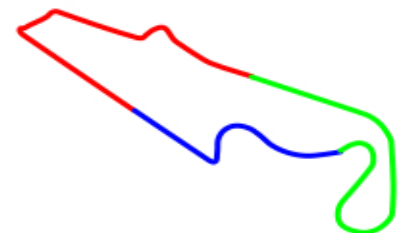
Circuit Length - 3.841 kilometres
Paul Ricard

Weather/Track: Drizzle 10C/Damp 12C

2014 FIA European Touring Car Cup Warm-Up - Best Sector Times Report

POS	SECTOR 1				SECTOR 2				SECTOR 3				IDEAL/BEST LAP COMPARISON			
	NO	TIME	LAP	NO	TIME	LAP	NO	TIME	LAP	NO	NAME	IDEAL	BEST	LAP	DIFF	
1	3	42.878	5	15	39.375	4	3	28.506	6	3	SKUZ	1:51.358	1:51.653	6	+ 0.295	
2	6	43.422	6	12	39.838	4	15	28.712	4	15	KISS	1:51.741	1:51.741	4	+ 0.000	
3	55	43.515	8	3	39.974	6	12	28.726	4	6	ENGSTLER	1:52.269	1:52.284	6	+ 0.015	
4	15	43.654	4	6	39.979	5	6	28.868	6	12	KARAMYSHE	1:52.456	1:53.216	4	+ 0.760	
5	22	43.747	8	18	40.274	8	18	28.938	7	22	FULIN	1:53.167	1:53.167	8	+ 0.000	
6	12	43.892	3	56	40.345	4	22	29.001	8	55	PFISTER	1:53.467	1:53.671	8	+ 0.204	
7	2	44.013	5	22	40.419	8	55	29.026	4	18	SLADECKA	1:54.067	1:54.353	8	+ 0.286	
8	59	44.303	4	20	40.802	7	58	29.107	4	2	HOMOLA	1:54.339	1:54.824	5	+ 0.485	
9	56	44.344	4	2	40.880	5	59	29.279	4	20	MATEJOVSK	1:54.656	1:55.088	7	+ 0.432	
10	57	44.352	4	55	40.926	8	7	29.394	3	59	BRAGIN	1:54.954	1:55.123	4	+ 0.169	
11	20	44.406	8	10	41.035	7	27	29.407	7	7	RIKLI	1:55.199	1:55.576	4	+ 0.377	
12	7	44.583	4	57	41.041	4	10	29.417	7	57	MALEEV	1:55.260	1:55.978	4	+ 0.718	
13	18	44.855	8	58	41.155	4	2	29.446	3	58	RYABOV	1:55.316	1:55.316	4	+ 0.000	
14	10	44.880	7	7	41.222	4	20	29.448	6	10	GUGGER	1:55.332	1:55.332	7	+ 0.000	
15	58	45.054	4	27	41.365	7	9	29.777	6	56	PELLINEN	1:55.488	1:55.497	3	+ 0.009	
16	27	45.308	5	59	41.372	6	57	29.867	3	27	GRACHEV	1:56.080	1:56.272	7	+ 0.192	
17	9	45.920	6	4	41.490	6	11	30.052	7	9	FISCHER	1:57.910	1:58.225	6	+ 0.315	
18	14	46.047	7	14	42.074	6	14	30.306	5	4	BITER	1:58.418	1:59.710	4	+ 1.292	
19	11	46.099	7	8	42.182	4	60	30.573	3	14	VESNIC	1:58.427	2:00.588	6	+ 2.161	
20	16	46.286	5	9	42.213	3	66	30.618	2	11	KRALEV	1:58.674	1:59.721	7	+ 1.047	
21	4	46.289	5	11	42.523	4	4	30.639	6	60	NIKOLAEV	1:59.611	2:00.042	3	+ 0.431	
22	60	46.416	3	60	42.622	2	56	30.799	1	16	ONDER	2:00.036	2:01.458	4	+ 1.422	
23	8	47.461	3	16	42.831	5	8	30.810	3	8	NAGY	2:00.453	2:01.065	3	+ 0.612	
24	66	47.586	2	66	44.123	2	16	30.919	4	66	JOST	2:02.327	2:02.327	2	+ 0.000	
25	33	49.988	6	34	45.363	4	36	32.869	3	34	WOLF	2:09.945	2:12.969	3	+ 3.024	
26	36	50.294	4	33	46.571	4	35	33.135	4	33	KRAFFT	2:10.035	2:14.266	4	+ 4.231	
27	34	50.537	4	35	47.114	4	33	33.476	5	36	LUKAS	2:11.329	2:12.017	3	+ 0.688	
28	35	51.789	5	39	47.534	5	34	34.045	3	35	KRANENBER	2:12.038	2:14.882	3	+ 2.844	
29	39	53.424	6	36	48.166	3	39	34.677	2	39	NIKS	2:15.635	2:18.379	3	+ 2.744	

'Perfect Lap' - 1:50.759

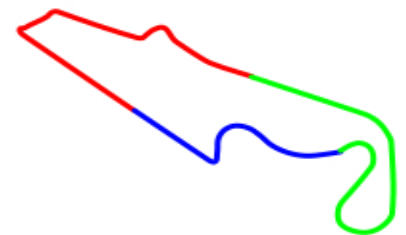


Circuit Length - 3.841 kilometres
Paul Ricard

Weather/Track: Drizzle 10C/Damp 12C

2014 FIA European Touring Car Cup Warm-Up - Best Sector Speeds Report

SECTOR 1				SECTOR 2		SECTOR 3					
POS	NO	NAME	SPEED	LAP	NO	TRAP	AVAILABLE	NO	NAME	SPEED	LAP
1	20	MATEJOVSKY	197.8	7				4	BITER	176.1	1
2	15	KISS	190.4	5				3	SKUZ	173.9	5
3	3	SKUZ	185.8	6				12	KARAMYSHEV	171.7	2
4	12	KARAMYSHEV	182.4	3				6	ENGSTLER	169.0	6
5	6	ENGSTLER	180.3	6				2	HOMOLA	167.7	4
6	16	ONDER	180.3	3				27	GRACHEV	167.7	3
7	2	HOMOLA	178.8	5				56	PELLINEN	165.3	3
8	27	GRACHEV	177.9	7				55	PFISTER	164.1	2
9	18	SLADECKA	176.7	3				10	GUGGER	163.8	6
10	4	BITER	175.6	4				22	FULIN	163.8	4
11	22	FULIN	175.3	8				59	BRAGIN	162.8	6
12	55	PFISTER	175.0	8				7	RIKLI	162.6	3
13	10	GUGGER	174.4	4				15	KISS	162.6	4
14	58	RYABOV	173.9	3				20	MATEJOVSKY	162.6	4
15	7	RIKLI	173.3	3				18	SLADECKA	162.4	6
16	57	MALEEV	173.0	3				58	RYABOV	162.4	4
17	56	PELLINEN	172.8	4				9	FISCHER	161.9	6
18	59	BRAGIN	172.8	6				66	JOST	161.9	1
19	9	FISCHER	171.1	3				60	NIKOLAEV	161.6	4
20	14	VESNIC	171.1	6				57	MALEEV	161.4	3
21	60	NIKOLAEV	170.8	3				14	VESNIC	160.9	3
22	66	JOST	170.6	2				16	ONDER	160.2	2
23	11	KRALEV	166.9	6				11	KRALEV	159.0	7
24	8	NAGY	163.6	3				8	NAGY	152.5	3
25	33	KRAFFT	152.9	4				33	KRAFFT	142.8	3
26	34	WOLF	150.8	4				35	KRANENBERG	140.9	4
27	36	LUKAS	148.7	3				34	WOLF	138.8	1
28	35	KRANENBERG	148.5	4				36	LUKAS	138.1	1
29	39	NIKS	146.3	5				39	NIKS	137.4	5



Circuit Length - 3.841 kilometres
Paul Ricard

Weather/Track: Drizzle 10C/Damp 12C



FIA EUROPEAN TOURING CAR CUP RACE 1 - PROVISIONAL CLASSIFICATION

NO	CL	DRIVER	NAT	CAR	TIME	LAPS	GAP	DIFF	KM/H	BEST	ON
1	12	S2T Nikolay KARAMYSHEV	RUS	Chevrolet Cruze 1.6T	34:46.794	16			106.01	1:54.144	13
2	22	S20 Petr FULIN	CZE	BMW E90 320 si	34:49.010	16	2.216	2.216	105.90	1:55.057	13
3	3	S2T Igor SKUZ	UKR	Chevrolet Cruze 1.6T	34:49.503	16	2.709	0.493	105.88	1:54.343	12
4	56	SMT Aku PELLINEN	FIN	SEAT Leon Copa	34:50.518	16	3.724	1.015	105.83	1:54.695	12
5	18	S20 Samuel SLADECKA	SVK	Alfa Romeo 156 S2000	34:58.105	16	11.311	7.587	105.44	1:55.340	15
6	7	S20 Peter RIKLI	CHE	Honda Civic FD	34:59.318	16	12.524	1.213	105.38	1:54.906	13
7	20	S20 Michal MATEJOVSKY	CZE	BMW E90 320 si	35:01.917	16	15.123	2.599	105.25	1:56.036	13
8	10	S20 Andrina GUGGER	CHE	Honda Civic FD	35:04.583	16	17.789	2.666	105.12	1:56.860	13
9	8	S20 Norbert NAGY	HUN	Chevrolet Cruze LT	35:05.365	16	18.571	0.782	105.08	1:56.119	16
10	57	SMT Mikhail MALEEV	RUS	SEAT Leon Copa	35:06.968	16	20.174	1.603	105.00	1:55.880	13
11	66	SMT Ronny JOST	CHE	SEAT Leon Copa	35:07.960	16	21.166	0.992	104.95	1:56.029	15
12	58	SMT Sergi RYABOV	RUS	SEAT Leon Copa	35:14.446	16	27.652	6.486	104.63	1:55.934	14
13	4	S2T Aytac BITER	TUR	BMW E90 320 TC	35:19.333	16	32.539	4.887	104.39	1:57.794	14
14	11	S20 Plamen KRALEV	BGR	BMW E90 320 si	35:23.365	16	36.571	4.032	104.19	1:57.545	13
15	14	S20 Milovan VESNIC	SRB	BMW E90 320 si	35:30.164	16	43.370	6.799	103.86	1:58.452	14
16	16	S20 Kaan ONDER	TUR	BMW E90 320 si	36:30.007	16	1:43.213	59.843	101.02	1:59.245	16
17	33	S16 Ulrike KRAFFT	DEU	Ford Fiesta 1.6 16V	36:44.515	16	1:57.721	14.508	100.35	2:09.222	11
18	35	S16 Christian KRANENBERG	DEU	Ford Fiesta 1.6 16V	34:47.344	15	1 Lap		99.36	2:11.124	11
19	34	S16 Patrick WOLF	CHE	Ford Fiesta 1.6 16V	34:51.861	15	1 Lap	4.517	99.15	2:11.323	5
20	39	S16 Ksenia NIKS	UKR	Ford Fiesta 1.6 16V	34:56.168	15	1 Lap	4.307	98.94	2:11.479	12
21	36	S16 Erwin LUKAS	DEU	Ford Fiesta 1.6 16V	35:15.270	15	1 Lap	19.102	98.05	2:14.517	5

NOT CLASSIFIED

D.N.F.	15	S20 Norbert KISS	HUN	Alfa Romeo 156 S2000	16:34.479	7	9 Laps		97.33	1:56.866	5
D.N.F.	2	S2T Mato HOMOLA	SVK	BMW E90 320 TC	11:23.781	5	11 Laps		101.11	1:57.952	5
D.N.F.	59	SMT Dmitry BRAGIN	RUS	SEAT Leon Copa	11:35.987	5	11 Laps		99.33	2:08.599	5
D.N.F.	27	S2T Mikhail GRACHEV	RUS	BMW E90 320 TC			16 Laps				
D.N.F.	55	SMT Andreas PFISTER	DEU	SEAT Leon Copa			16 Laps				
D.N.F.	9	S20 Christian FISCHER	CHE	BMW E90 320 si			16 Laps				
D.N.F.	60	SMT Vladimir NIKOLAEV	RUS	SEAT Leon Copa			16 Laps				

FASTEST LAP

12	S2T	Nikolay KARAMYSHEV	RUS	Chevrolet Cruze 1.6T	1:54.144	13			121.142 km/h	75.274 mph
56	SMT	Aku PELLINEN	FIN	SEAT Leon Copa	1:54.695	12			120.560 km/h	74.912 mph
7	S20	Peter RIKLI	CHE	Honda Civic FD	1:54.906	13			120.338 km/h	74.775 mph
33	S16	Ulrike KRAFFT	DEU	Ford Fiesta 1.6 16V	2:09.222	11			107.007 km/h	66.491 mph

For Media Information Purposes - No Regulatory Value.

Circuit Paul Ricard

Circuit Length: 3.841 km / 2.387 miles

Start: 10:03 Flag: 10:38

Weather/Track: Rain 10°C / Wet 12°C

Race Director	Steward:	Timekeeper	Posted at:

www.mstworld.com

Printed -8:45 Sunday, 20 April 2014



Circuit Paul Ricard - 19 / 20 April 2014

www.fiaetcc.com



**FIA EUROPEAN TOURING CAR CUP
RACE 1 - CLASSIFICATION BY CLASS - S1600**

NO	DRIVER	NAT	CAR	TIME	LAPS	GAP	DIFF	KM/H	BEST	ON
1	33 Ulrike KRAFFT	DEU	Ford Fiesta 1.6 16V	36:44.515	16			100.35	2:09.222	11
2	35 Christian KRANENBERG	DEU	Ford Fiesta 1.6 16V	34:47.344	15	1 Lap		99.36	2:11.124	11
3	34 Patrick WOLF	CHE	Ford Fiesta 1.6 16V	34:51.861	15	1 Lap	4.517	99.15	2:11.323	5
4	39 Ksenia NIKS	UKR	Ford Fiesta 1.6 16V	34:56.168	15	1 Lap	4.307	98.94	2:11.479	12
5	36 Erwin LUKAS	DEU	Ford Fiesta 1.6 16V	35:15.270	15	1 Lap	19.102	98.05	2:14.517	5

NOT CLASSIFIED

FASTEST LAP

1	33 Ulrike KRAFFT	DEU	Ford Fiesta 1.6 16V	2:09.222	11			107.01 km/h	66.49 mph	
---	------------------	-----	---------------------	----------	----	--	--	-------------	-----------	--

For Media Information Purposes - No Regulatory Value.

Car 6 - DNS
Weather/Track: Rain 10°C / Wet 12°C

Circuit Paul Ricard
Circuit Length: 3.841 km / 2.387 miles
Start: 10:03 Flag: 10:38

Race Director:	Steward:	Timekeeper:	Posted at:
----------------	----------	-------------	------------



FIA EUROPEAN TOURING CAR CUP RACE 1 - CLASSIFICATION BY CLASS - TC2

NO	DRIVER	NAT	CAR	TIME	LAPS	GAP	DIFF	KM/H	BEST	ON
1	22 Petr FULIN	CZE	BMW E90 320 si	34:49.010	16			105.90	1:55.057	13
2	18 Samuel SLADECKA	SVK	Alfa Romeo 156 S2000	34:58.105	16	9.095	9.095	105.44	1:55.340	15
3	7 Peter RIKLI	CHE	Honda Civic FD	34:59.318	16	10.308	1.213	105.38	1:54.906	13
4	20 Michal MATEJOVSKY	CZE	BMW E90 320 si	35:01.917	16	12.907	2.599	105.25	1:56.036	13
5	10 Andrina GUGGER	CHE	Honda Civic FD	35:04.583	16	15.573	2.666	105.12	1:56.860	13
6	8 Norbert NAGY	HUN	Chevrolet Cruze LT	35:05.365	16	16.355	0.782	105.08	1:56.119	16
7	11 Plamen KRALEV	BGR	BMW E90 320 si	35:23.365	16	34.355	18.000	104.19	1:57.545	13
8	14 Milovan VESNIC	SRB	BMW E90 320 si	35:30.164	16	41.154	6.799	103.86	1:58.452	14
9	16 Kaan ONDER	TUR	BMW E90 320 si	36:30.007	16	1:40.997	59.843	101.02	1:59.245	16

NOT CLASSIFIED

	15 Norbert KISS	HUN	Alfa Romeo 156 S2000	16:34.479	7			97.33	1:56.866	5
N.S.	9 Christian FISCHER	CHE	BMW E90 320 si							

FASTEST LAP

1	7 Peter RIKLI	CHE	Honda Civic FD	1:54.906	13			120.34 km/h	74.77 mph	
---	---------------	-----	----------------	----------	----	--	--	-------------	-----------	--

For Media Information Purposes - No Regulatory Value.

Car 6 - DNS
Weather/Track: Rain 10°C / Wet 12°C

Circuit Paul Ricard
Circuit Length: 3.841 km / 2.387 miles
Start: 10:03 Flag: 10:38

Race Director:	Steward:	Timekeeper:	Posted at:
----------------	----------	-------------	------------



**FIA EUROPEAN TOURING CAR CUP
RACE 1 - CLASSIFICATION BY CLASS - TC2 TURBO**

	NO	DRIVER	NAT	CAR	TIME	LAPS	GAP	DIFF	KM/H	BEST	ON
	1	12 Nikolay KARAMYSHEV	RUS	Chevrolet Cruze 1.6T	34:46.794	16			106.01	1:54.144	13
	2	3 Igor SKUZ	UKR	Chevrolet Cruze 1.6T	34:49.503	16	2.709	2.709	105.88	1:54.343	12
	3	4 Aytac BITER	TUR	BMW E90 320 TC	35:19.333	16	32.539	29.830	104.39	1:57.794	14
NOT CLASSIFIED											
	2	Mato HOMOLA	SVK	BMW E90 320 TC	11:23.781	5			101.11	1:57.952	5
N.S.	27	Mikhail GRACHEV	RUS	BMW E90 320 TC							
FASTEST LAP											
	1	12 Nikolay KARAMYSHEV	RUS	Chevrolet Cruze 1.6T	1:54.144	13			121.14 km/h	75.27 mph	

For Media Information Purposes - No Regulatory Value.

Car 6 - DNS
Weather/Track: Rain 10°C / Wet 12°C

Circuit Paul Ricard
Circuit Length: 3.841 km / 2.387 miles
Start: 10:03 Flag: 10:38

Race Director:	Steward:	Timekeeper:	Posted at:
----------------	----------	-------------	------------



FIA EUROPEAN TOURING CAR CUP RACE 1 - CLASSIFICATION BY CLASS - SMT

	NO	DRIVER	NAT	CAR	TIME	LAPS	GAP	DIFF	KM/H	BEST	ON
1	56	Aku PELLINEN	FIN	SEAT Leon Copa	34:50.518	16			105.83	1:54.695	12
2	57	Mikhail MALEEV	RUS	SEAT Leon Copa	35:06.968	16	16.450	16.450	105.00	1:55.880	13
3	66	Ronny JOST	CHE	SEAT Leon Copa	35:07.960	16	17.442	0.992	104.95	1:56.029	15
4	58	Sergi RYABOV	RUS	SEAT Leon Copa	35:14.446	16	23.928	6.486	104.63	1:55.934	14

NOT CLASSIFIED

	59	Dmitry BRAGIN	RUS	SEAT Leon Copa	11:35.987	5			99.33	2:08.599	5
N.S.	60	Vladimir NIKOLAEV	RUS	SEAT Leon Copa							
N.S.	55	Andreas PFISTER	DEU	SEAT Leon Copa							

FASTEST LAP

1	56	Aku PELLINEN	FIN	SEAT Leon Copa	1:54.695	12			120.56 km/h	74.91 mph	
---	----	--------------	-----	----------------	----------	----	--	--	-------------	-----------	--

For Media Information Purposes - No Regulatory Value.

Car 6 - DNS
Weather/Track: Rain 10°C / Wet 12°C

Circuit Paul Ricard
Circuit Length: 3.841 km / 2.387 miles
Start: 10:03 Flag: 10:38

Race Director:	Steward:	Timekeeper:	Posted at:
----------------	----------	-------------	------------



FIA EUROPEAN TOURING CAR CUP RACE 1 RESULT*

NO	CL	DRIVER	NAT	CAR	TIME	LAPS	GAP	DIFF	KM/H	BEST	ON
1	12	S2T Nikolay KARAMYSHEV	RUS	Chevrolet Cruze 1.6T	34:46.794	16			106.01	1:54.144	13
2	22	S20 Petr FULIN	CZE	BMW E90 320 si	34:49.010	16	2.216	2.216	105.90	1:55.057	13
3	3	S2T Igor SKUZ	UKR	Chevrolet Cruze 1.6T	34:49.503	16	2.709	0.493	105.88	1:54.343	12
4	56	SMT Aku PELLINEN	FIN	SEAT Leon Copa	34:50.518	16	3.724	1.015	105.83	1:54.695	12
5	18	S20 Samuel SLADECKA	SVK	Alfa Romeo 156 S2000	34:58.105	16	11.311	7.587	105.44	1:55.340	15
6	7	S20 Peter RIKLI	CHE	Honda Civic FD	34:59.318	16	12.524	1.213	105.38	1:54.906	13
7	20	S20 Michal MATEJOVSKY	CZE	BMW E90 320 si	35:01.917	16	15.123	2.599	105.25	1:56.036	13
8	10	S20 Andrina GUGGER	CHE	Honda Civic FD	35:04.583	16	17.789	2.666	105.12	1:56.860	13
9	8	S20 Norbert NAGY	HUN	Chevrolet Cruze LT	35:05.365	16	18.571	0.782	105.08	1:56.119	16
10	57	SMT Mikhail MALEEV	RUS	SEAT Leon Copa	35:06.968	16	20.174	1.603	105.00	1:55.880	13
11	66	SMT Ronny JOST	CHE	SEAT Leon Copa	35:07.960	16	21.166	0.992	104.95	1:56.029	15
12	58	SMT Sergi RYABOV	RUS	SEAT Leon Copa	35:14.446	16	27.652	6.486	104.63	1:55.934	14
13	4	S2T Aytac BITER	TUR	BMW E90 320 TC	35:19.333	16	32.539	4.887	104.39	1:57.794	14
14	11	S20 Plamen KRALEV	BGR	BMW E90 320 si	35:23.365	16	36.571	4.032	104.19	1:57.545	13
15	14	S20 Milovan VESNIC	SRB	BMW E90 320 si	35:30.164	16	43.370	6.799	103.86	1:58.452	14
16	16	S20 Kaan ONDER	TUR	BMW E90 320 si	36:30.007	16	1:43.213	59.843	101.02	1:59.245	16
17	33	S16 Ulrike KRAFFT	DEU	Ford Fiesta 1.6 16V	36:44.515	16	1:57.721	14.508	100.35	2:09.222	11
18	35	S16 Christian KRANENBERG	DEU	Ford Fiesta 1.6 16V	34:47.344	15	1 Lap		99.36	2:11.124	11
19	34	S16 Patrick WOLF	CHE	Ford Fiesta 1.6 16V	34:51.861	15	1 Lap	4.517	99.15	2:11.323	5
20	39	S16 Ksenia NIKS	UKR	Ford Fiesta 1.6 16V	34:56.168	15	1 Lap	4.307	98.94	2:11.479	12
21	36	S16 Erwin LUKAS	DEU	Ford Fiesta 1.6 16V	35:15.270	15	1 Lap	19.102	98.05	2:14.517	5

NOT CLASSIFIED

D.N.F.	15	S20 Norbert KISS	HUN	Alfa Romeo 156 S2000	16:34.479	7	9 Laps		97.33	1:56.866	5
D.N.F.	2	S2T Mato HOMOLA	SVK	BMW E90 320 TC	11:23.781	5	11 Laps		101.11	1:57.952	5
D.N.F.	59	SMT Dmitry BRAGIN	RUS	SEAT Leon Copa	11:35.987	5	11 Laps		99.33	2:08.599	5
D.N.F.	27	S2T Mikhail GRACHEV	RUS	BMW E90 320 TC			16 Laps				
D.N.F.	55	SMT Andreas PFISTER	DEU	SEAT Leon Copa			16 Laps				
D.N.F.	9	S20 Christian FISCHER	CHE	BMW E90 320 si			16 Laps				
D.N.F.	60	SMT Vladimir NIKOLAEV	RUS	SEAT Leon Copa			16 Laps				

FASTEST LAP

12	S2T	Nikolay KARAMYSHEV	RUS	Chevrolet Cruze 1.6T	1:54.144	13			121.142 km/h	75.274 mph
56	SMT	Aku PELLINEN	FIN	SEAT Leon Copa	1:54.695	12			120.560 km/h	74.912 mph
7	S20	Peter RIKLI	CHE	Honda Civic FD	1:54.906	13			120.338 km/h	74.775 mph
33	S16	Ulrike KRAFFT	DEU	Ford Fiesta 1.6 16V	2:09.222	11			107.007 km/h	66.491 mph

Circuit Paul Ricard

* These results remain Provisional subject to final technical checks on cars 55 & 66.

Circuit Length: 3.841 km / 2.387 miles

Weather/Track: Rain 10°C / Wet 12°C

Start: 10:03 Flag: 10:38

Steward	Steward:	Steward
---------	----------	---------

www.mstworld.com

Printed -13:08 Sunday, 20 April 2014



Circuit Paul Ricard – 19 / 20 April 2014

www.fiaetcc.com



FIA EUROPEAN TOURING CAR CUP RACE 1 RESULT BY CLASS - S1600

	NO	DRIVER	NAT	CAR	TIME	LAPS	GAP	DIFF	KM/H	BEST	ON
1	33	Ulrike KRAFFT	DEU	Ford Fiesta 1.6 16V	36:44.515	16			100.35	2:09.222	11
2	35	Christian KRANENBERG	DEU	Ford Fiesta 1.6 16V	34:47.344	15	1 Lap		99.36	2:11.124	11
3	34	Patrick WOLF	CHE	Ford Fiesta 1.6 16V	34:51.861	15	1 Lap	4.517	99.15	2:11.323	5
4	39	Ksenia NIKS	UKR	Ford Fiesta 1.6 16V	34:56.168	15	1 Lap	4.307	98.94	2:11.479	12
5	36	Erwin LUKAS	DEU	Ford Fiesta 1.6 16V	35:15.270	15	1 Lap	19.102	98.05	2:14.517	5

NOT CLASSIFIED

FASTEST LAP

1	33	Ulrike KRAFFT	DEU	Ford Fiesta 1.6 16V	2:09.222	11			107.01 km/h	66.49 mph
---	----	---------------	-----	---------------------	----------	----	--	--	-------------	-----------

Weather/Track: Rain 10°C / Wet 12°C

Circuit Paul Ricard
Circuit Length: 3.841 km / 2.387 miles
Start: 10:03 Flag: 10:38

Steward:	Steward:	Steward:	Posted at:
----------	----------	----------	------------



FIA EUROPEAN TOURING CAR CUP RACE 1 RESULT BY CLASS - TC2

NO	DRIVER	NAT	CAR	TIME	LAPS	GAP	DIFF	KM/H	BEST	ON
1	22 Petr FULIN	CZE	BMW E90 320 si	34:49.010	16			105.90	1:55.057	13
2	18 Samuel SLADECKA	SVK	Alfa Romeo 156 S2000	34:58.105	16	9.095	9.095	105.44	1:55.340	15
3	7 Peter RIKLI	CHE	Honda Civic FD	34:59.318	16	10.308	1.213	105.38	1:54.906	13
4	20 Michal MATEJOVSKY	CZE	BMW E90 320 si	35:01.917	16	12.907	2.599	105.25	1:56.036	13
5	10 Andrina GUGGER	CHE	Honda Civic FD	35:04.583	16	15.573	2.666	105.12	1:56.860	13
6	8 Norbert NAGY	HUN	Chevrolet Cruze LT	35:05.365	16	16.355	0.782	105.08	1:56.119	16
7	11 Plamen KRALEV	BGR	BMW E90 320 si	35:23.365	16	34.355	18.000	104.19	1:57.545	13
8	14 Milovan VESNIC	SRB	BMW E90 320 si	35:30.164	16	41.154	6.799	103.86	1:58.452	14
9	16 Kaan ONDER	TUR	BMW E90 320 si	36:30.007	16	1:40.997	59.843	101.02	1:59.245	16

NOT CLASSIFIED

	15 Norbert KISS	HUN	Alfa Romeo 156 S2000	16:34.479	7			97.33	1:56.866	5
N.S.	9 Christian FISCHER	CHE	BMW E90 320 si							

FASTEST LAP

1	7 Peter RIKLI	CHE	Honda Civic FD	1:54.906	13			120.34 km/h	74.77 mph	
---	---------------	-----	----------------	----------	----	--	--	-------------	-----------	--

Weather/Track: Rain 10°C / Wet 12°C

Circuit Paul Ricard
Circuit Length: 3.841 km / 2.387 miles
Start: 10:03 Flag: 10:38

Steward:	Steward:	Steward:	Posted at:
----------	----------	----------	------------



FIA EUROPEAN TOURING CAR CUP RACE 1 RESULT BY CLASS - TC2 TURBO

	NO	DRIVER	NAT	CAR	TIME	LAPS	GAP	DIFF	KM/H	BEST	ON	
	1	12	Nikolay KARAMYSHEV	RUS	Chevrolet Cruze 1.6T	34:46.794	16		106.01	1:54.144	13	
	2	3	Igor SKUZ	UKR	Chevrolet Cruze 1.6T	34:49.503	16	2.709	2.709	105.88	1:54.343	12
	3	4	Aytac BITER	TUR	BMW E90 320 TC	35:19.333	16	32.539	29.830	104.39	1:57.794	14

NOT CLASSIFIED

	2	Mato HOMOLA	SVK	BMW E90 320 TC	11:23.781	5			101.11	1:57.952	5
N.S.	27	Mikhail GRACHEV	RUS	BMW E90 320 TC							

FASTEST LAP

1	12	Nikolay KARAMYSHEV	RUS	Chevrolet Cruze 1.6T	1:54.144	13			121.14 km/h	75.27 mph	
---	----	--------------------	-----	----------------------	----------	----	--	--	-------------	-----------	--

Weather/Track: Rain 10°C / Wet 12°C

Circuit Paul Ricard
Circuit Length: 3.841 km / 2.387 miles
Start: 10:03 Flag: 10:38

Steward:	Steward:	Steward:	Posted at:
----------	----------	----------	------------



FIA EUROPEAN TOURING CAR CUP RACE 1 RESULT* BY CLASS - SMT

	NO	DRIVER	NAT	CAR	TIME	LAPS	GAP	DIFF	KM/H	BEST	ON
1	56	Aku PELLINEN	FIN	SEAT Leon Copa	34:50.518	16			105.83	1:54.695	12
2	57	Mikhail MALEEV	RUS	SEAT Leon Copa	35:06.968	16	16.450	16.450	105.00	1:55.880	13
3	66	Ronny JOST	CHE	SEAT Leon Copa	35:07.960	16	17.442	0.992	104.95	1:56.029	15
4	58	Sergi RYABOV	RUS	SEAT Leon Copa	35:14.446	16	23.928	6.486	104.63	1:55.934	14

NOT CLASSIFIED

	59	Dmitry BRAGIN	RUS	SEAT Leon Copa	11:35.987	5			99.33	2:08.599	5
N.S.	60	Vladimir NIKOLAEV	RUS	SEAT Leon Copa							
N.S.	55	Andreas PFISTER	DEU	SEAT Leon Copa							

FASTEST LAP

1	56	Aku PELLINEN	FIN	SEAT Leon Copa	1:54.695	12			120.56 km/h	74.91 mph	
---	----	--------------	-----	----------------	----------	----	--	--	-------------	-----------	--

* These results remain Provisional subject to final technical checks on cars 55 & 66.
Weather/Track: Rain 10°C / Wet 12°C

Circuit Paul Ricard
Circuit Length: 3.841 km / 2.387 miles
Start: 10:03 Flag: 10:38

Steward:	Steward:	Steward:	Posted at:
----------	----------	----------	------------

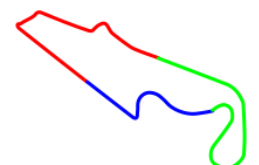
FIA EUROPEAN TOURING CAR CUP RACE 1 - SECTOR ANALYSIS

2 Mato HOMOLA (SVK)							BMW E90 320 TC					S2T			
LAP	SECTOR 1		SECTOR 2		SECTOR 3		TOTAL LAP	LAP	SECTOR 1		SECTOR 2		SECTOR 3		TOTAL LAP
1	48.687	-	42.226	-	30.047	166.9	2:00.959	4	56.696	134.8	50.027	-	36.071	147.7	2:22.794
2	50.512	92.0	54.029	-	42.845	89.4	2:27.386	5	46.169	177.3	41.596	-	30.187	167.1	1:57.952
3	1:01.874	138.8	53.593	-	39.223	112.7	2:34.690								
IDEAL LAP TIME: 1:57.812							FASTEST LAP: 1:57.952					DIFFERENCE: +0.140			

3 Igor SKUZ (UKR)							Chevrolet Cruze 1.6T					S2T			
LAP	SECTOR 1		SECTOR 2		SECTOR 3		TOTAL LAP	LAP	SECTOR 1		SECTOR 2		SECTOR 3		TOTAL LAP
1	49.033	-	41.068	-	29.528	171.7	1:59.628	9	54.437	150.6	52.983	-	36.348	141.9	2:23.768
2	50.720	89.1	53.537	-	41.990	-	2:26.247	10	45.501	181.8	40.912	-	29.367	170.6	1:55.780
3	1:00.074	145.7	56.363	-	38.764	144.7	2:35.201	11	44.320	182.4	40.623	-	30.958	169.8	1:55.901
4	56.613	162.8	50.910	-	36.698	138.8	2:24.221	12	44.092	183.0	40.804	-	29.447	170.8	1:54.343
5	45.606	182.4	41.788	-	29.796	171.1	1:57.190	13	45.375	181.5	41.335	-	29.901	171.7	1:56.611
6	47.274	179.7	43.441	-	32.898	114.0	2:03.613	14	45.212	182.1	40.869	-	30.624	169.5	1:56.705
7	1:07.965	179.7	1:08.514	-	37.748	97.2	2:54.227	15	44.237	183.6	41.873	-	29.879	172.2	1:55.989
8	1:01.881	94.4	54.034	-	36.703	115.1	2:32.618	16	44.716	182.4	41.388	-	31.357	165.3	1:57.461
IDEAL LAP TIME: 1:54.082							FASTEST LAP: 1:54.343					DIFFERENCE: +0.261			

4 Aytac BITER (TUR)							BMW E90 320 TC					S2T			
LAP	SECTOR 1		SECTOR 2		SECTOR 3		TOTAL LAP	LAP	SECTOR 1		SECTOR 2		SECTOR 3		TOTAL LAP
1	-	-	1:44.834	-	31.746	163.1	2:16.579	9	53.703	108.9	53.260	-	31.288	165.6	2:18.251
2	45.752	177.0	56.958	-	43.371	109.9	2:26.081	10	47.461	172.5	42.783	-	32.129	178.5	2:02.373
3	59.765	134.8	55.141	-	37.245	110.7	2:32.151	11	46.092	180.9	42.276	-	31.362	165.1	1:59.730
4	57.629	148.3	49.337	-	31.248	165.6	2:18.214	12	46.705	171.9	42.656	-	31.792	159.5	2:01.153
5	48.444	172.5	42.310	-	29.962	165.1	2:00.716	13	45.516	173.0	42.510	-	31.760	165.1	1:59.786
6	46.578	192.5	44.241	-	33.324	128.7	2:04.143	14	45.516	173.0	-	-	30.409	164.3	1:57.794
7	1:11.225	192.5	1:07.198	-	37.459	88.5	2:55.882	15	45.789	189.8	42.231	-	29.963	180.0	1:57.983
8	1:00.713	106.1	51.735	-	37.970	92.8	2:30.418	16	45.929	175.8	42.292	-	29.858	165.3	1:58.079
IDEAL LAP TIME: 1:57.605							FASTEST LAP: 1:57.794					DIFFERENCE: +0.189			

7 Peter RIKLI (CHE)							Honda Civic FD					S20			
LAP	SECTOR 1		SECTOR 2		SECTOR 3		TOTAL LAP	LAP	SECTOR 1		SECTOR 2		SECTOR 3		TOTAL LAP
1	53.981	-	43.410	-	30.654	161.6	2:08.044	9	54.428	130.2	52.311	-	35.325	139.3	2:22.064
2	48.539	98.9	56.199	-	42.299	106.8	2:27.037	10	47.283	172.8	48.398	-	30.003	163.8	2:05.684
3	1:00.572	115.0	55.477	-	38.767	99.9	2:34.816	11	45.303	173.9	41.481	-	30.730	163.6	1:57.514
4	55.102	131.7	50.001	-	33.665	163.8	2:18.768	12	45.573	173.3	40.919	-	30.509	161.9	1:57.001
5	46.359	173.6	41.012	-	29.553	163.1	1:56.924	13	44.395	173.3	40.819	-	29.692	164.3	1:54.906
6	45.158	169.2	44.487	-	33.845	127.8	2:03.490	14	45.238	173.6	40.988	-	29.612	164.3	1:55.838
7	1:07.993	169.2	1:08.620	-	38.693	136.8	2:55.306	15	44.871	172.8	40.693	-	29.670	163.6	1:55.234
8	59.569	102.3	53.853	-	37.416	128.2	2:30.838	16	45.145	173.6	40.948	-	29.761	163.6	1:55.854
IDEAL LAP TIME: 1:54.641							FASTEST LAP: 1:54.906					DIFFERENCE: +0.265			



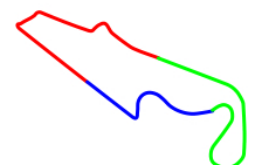
FIA EUROPEAN TOURING CAR CUP

RACE 1 - SECTOR ANALYSIS

8 Norbert NAGY (HUN)								Chevrolet Cruze LT						S20	
LAP	SECTOR 1		SECTOR 2		SECTOR 3		TOTAL LAP	LAP	SECTOR 1		SECTOR 2		SECTOR 3		TOTAL LAP
1	1:00.361	-	45.597	-	32.804	155.3	2:18.761	9	53.421	109.7	53.709	-	31.799	158.8	2:18.929
2	47.289	166.1	54.014	-	43.699	111.8	2:25.002	10	48.190	167.7	-	-	-	158.3	2:01.758
3	59.645	139.1	55.087	-	37.068	101.7	2:31.800	11	45.996	168.4	41.410	-	30.243	158.3	1:57.649
4	57.748	141.7	49.130	-	31.806	157.4	2:18.684	12	45.769	168.4	41.904	-	29.889	159.7	1:57.562
5	46.412	167.7	42.266	-	30.249	157.6	1:58.927	13	45.579	167.7	41.506	-	29.987	160.0	1:57.072
6	45.658	167.7	44.918	-	33.424	130.1	2:04.000	14	45.679	167.7	40.804	-	30.041	160.0	1:56.524
7	1:08.902	78.2	1:09.034	-	37.874	88.5	2:55.810	15	45.659	169.0	41.177	-	29.552	160.7	1:56.388
8	59.374	101.7	52.922	-	38.084	94.8	2:30.380	16	44.993	168.4	41.472	-	29.654	161.1	1:56.119
IDEAL LAP TIME: 1:55.349								FASTEST LAP: 1:56.119				DIFFERENCE: +0.770			

10 Andrina GUGGER (CHE)								Honda Civic FD						S20	
LAP	SECTOR 1		SECTOR 2		SECTOR 3		TOTAL LAP	LAP	SECTOR 1		SECTOR 2		SECTOR 3		TOTAL LAP
1	57.084	-	46.721	-	30.875	162.6	2:14.679	9	53.374	118.5	53.600	-	31.909	163.6	2:18.883
2	48.027	160.0	55.465	-	43.395	102.4	2:26.887	10	47.275	174.4	41.644	-	29.741	163.6	1:58.660
3	59.598	118.5	55.299	-	37.680	106.1	2:32.577	11	45.548	175.3	41.412	-	30.477	164.3	1:57.437
4	57.167	147.5	48.915	-	31.750	164.3	2:17.832	12	45.959	173.9	41.495	-	29.776	164.8	1:57.230
5	46.804	174.1	41.993	-	29.905	163.3	1:58.702	13	45.881	173.3	41.249	-	29.730	164.3	1:56.860
6	46.896	174.1	45.171	-	33.376	136.0	2:05.443	14	45.111	174.7	42.394	-	30.089	165.1	1:57.594
7	1:08.598	76.1	1:09.565	-	38.023	90.6	2:56.186	15	45.971	174.1	41.193	-	29.716	165.1	1:56.880
8	59.047	103.4	53.031	-	38.157	94.9	2:30.235	16	45.578	174.1	42.886	-	30.034	164.6	1:58.498
IDEAL LAP TIME: 1:56.020								FASTEST LAP: 1:56.860				DIFFERENCE: +0.840			

11 Plamen KRALEV (BGR)								BMW E90 320 si						S20	
LAP	SECTOR 1		SECTOR 2		SECTOR 3		TOTAL LAP	LAP	SECTOR 1		SECTOR 2		SECTOR 3		TOTAL LAP
1	53.322	-	42.531	-	31.544	154.0	2:07.396	9	53.909	120.9	52.719	-	32.973	160.2	2:19.601
2	53.767	135.5	54.973	-	43.286	97.0	2:32.026	10	49.353	168.7	41.566	-	30.432	160.0	2:01.351
3	1:00.105	107.1	55.016	-	38.104	99.2	2:33.225	11	46.258	169.0	41.595	-	43.204	158.3	2:11.057
4	56.613	117.1	48.860	-	32.957	159.2	2:18.430	12	46.098	166.6	41.480	-	30.160	158.8	1:57.738
5	46.843	169.2	41.798	-	30.612	158.5	1:59.253	13	45.858	166.1	41.749	-	29.938	160.4	1:57.545
6	46.487	166.9	43.827	-	33.544	124.4	2:03.858	14	46.428	169.0	41.129	-	30.242	160.7	1:57.799
7	1:08.615	166.9	1:09.854	-	38.296	90.9	2:56.765	15	45.806	170.8	42.122	-	29.861	160.9	1:57.789
8	58.589	101.0	53.140	-	38.097	106.1	2:29.826	16	45.900	168.4	42.346	-	31.460	159.7	1:59.706
IDEAL LAP TIME: 1:56.796								FASTEST LAP: 1:57.545				DIFFERENCE: +0.749			



FIA EUROPEAN TOURING CAR CUP

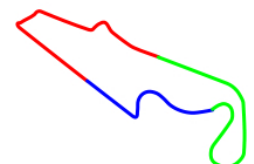
RACE 1 - SECTOR ANALYSIS

12 Nikolay KARAMYSHEV (RUS)								Chevrolet Cruze 1.6T					S2T			
LAP	SECTOR 1		SECTOR 2		SECTOR 3		TOTAL LAP	LAP	SECTOR 1		SECTOR 2		SECTOR 3		TOTAL LAP	
1	48.432	-	41.314	-	30.217	169.5	1:59.962	9	54.695	148.9	53.127	-	36.529	142.8	2:24.351	
2	50.862	89.4	53.620	-	42.345	89.4	2:26.827	10	45.479	180.9	43.723	-	29.407	172.2	1:58.609	
3	1:00.204	154.7	56.192	-	38.508	130.9	2:34.904	11	45.075	181.8	41.244	-	29.090	173.9	1:55.409	
4	56.625	164.6	50.884	-	36.274	141.1	2:23.783	12	44.435	183.6	40.832	-	29.751	171.7	1:55.018	
5	45.551	180.3	41.921	-	30.206	171.4	1:57.678	13	44.047	183.6	40.679	-	29.418	172.2	1:54.144	
6	45.750	180.0	43.822	-	32.778	123.1	2:02.350	14	45.308	183.3	41.048	-	29.799	171.9	1:56.155	
7	1:07.565	180.0	1:08.806	-	37.640	103.0	2:54.011	15	44.348	183.6	41.597	-	29.563	172.2	1:55.508	
8	1:01.710	100.2	54.258	-	36.517	117.9	2:32.485	16	44.468	183.6	41.455	-	29.677	171.1	1:55.600	
IDEAL LAP TIME: 1:53.816								FASTEST LAP: 1:54.144					DIFFERENCE: +0.328			

14 Milovan VESNIC (SRB)								BMW E90 320 si					S20			
LAP	SECTOR 1		SECTOR 2		SECTOR 3		TOTAL LAP	LAP	SECTOR 1		SECTOR 2		SECTOR 3		TOTAL LAP	
1	59.483	-	45.621	-	33.287	156.9	2:18.390	9	53.703	112.0	52.725	-	31.993	160.9	2:18.421	
2	48.873	164.3	53.937	-	44.207	115.1	2:27.017	10	46.626	160.9	43.265	-	30.961	161.6	2:00.852	
3	59.956	125.0	54.666	-	37.330	104.1	2:31.952	11	46.705	172.8	42.280	-	31.674	158.8	2:00.659	
4	58.353	111.5	48.650	-	31.806	160.0	2:18.809	12	47.831	170.6	42.228	-	30.086	161.4	2:00.145	
5	46.825	171.9	42.341	-	30.651	158.3	1:59.817	13	46.225	170.8	42.204	-	31.255	160.0	1:59.684	
6	48.258	159.2	44.745	-	34.864	127.5	2:07.867	14	46.394	171.7	41.704	-	30.354	161.1	1:58.452	
7	1:07.941	159.2	1:05.951	-	37.903	80.2	2:51.795	15	46.388	171.1	44.070	-	31.729	158.1	2:02.187	
8	1:01.524	88.5	50.985	-	38.508	94.4	2:31.017	16	47.529	170.0	43.428	-	32.143	143.4	2:03.100	
IDEAL LAP TIME: 1:58.015								FASTEST LAP: 1:58.452					DIFFERENCE: +0.437			

15 Norbert KISS (HUN)								Alfa Romeo 156 S2000					S20			
LAP	SECTOR 1		SECTOR 2		SECTOR 3		TOTAL LAP	LAP	SECTOR 1		SECTOR 2		SECTOR 3		TOTAL LAP	
1	49.838	-	41.474	-	29.899	160.7	2:01.210	5	45.407	174.1	41.393	-	30.066	160.2	1:56.866	
2	51.273	93.1	54.945	-	43.513	-	2:29.731	6	46.706	156.7	44.192	-	33.674	129.8	2:04.572	
3	1:00.773	115.7	54.351	-	39.517	116.7	2:34.641	7	1:07.057	156.7	1:09.437	-	IN	-	3:06.678 Pit	
4	55.273	120.9	49.327	-	36.181	159.2	2:20.781									
IDEAL LAP TIME: 1:56.699								FASTEST LAP: 1:56.866					DIFFERENCE: +0.167			

16 Kaan ONDER (TUR)								BMW E90 320 si					S20			
LAP	SECTOR 1		SECTOR 2		SECTOR 3		TOTAL LAP	LAP	SECTOR 1		SECTOR 2		SECTOR 3		TOTAL LAP	
1	56.990	-	52.038	-	33.346	159.0	2:22.373	9	OUT	172.2	43.990	-	30.999	160.0	3:09.497	
2	47.563	171.4	53.630	-	43.666	115.1	2:24.859	10	46.932	168.7	44.557	-	31.525	157.6	2:03.014	
3	1:00.307	123.8	55.514	-	39.357	151.6	2:35.178	11	46.378	168.2	44.940	-	30.990	173.3	2:02.308	
4	54.845	148.3	48.722	-	32.490	172.5	2:16.057	12	46.820	170.6	43.217	-	30.820	160.0	2:00.857	
5	47.197	167.4	43.919	-	31.273	158.1	2:02.389	13	46.295	173.0	43.559	-	31.530	174.4	2:01.384	
6	46.879	170.0	43.866	-	33.026	136.5	2:03.771	14	46.295	173.0	-	-	30.964	157.8	1:59.634	
7	1:08.339	170.0	1:06.992	-	36.331	77.5	2:51.662	15	46.151	169.0	42.778	-	30.713	160.4	1:59.642	
8	1:01.800	102.3	52.583	-	IN	-	2:38.137 Pit	16	46.211	170.6	42.477	-	30.557	156.7	1:59.245	
IDEAL LAP TIME: 1:59.185								FASTEST LAP: 1:59.245					DIFFERENCE: +0.060			



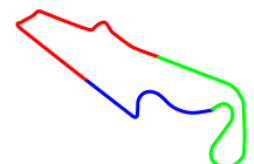
FIA EUROPEAN TOURING CAR CUP

RACE 1 - SECTOR ANALYSIS

18 Samuel SLADECKA (SVK)							Alfa Romeo 156 S2000					S20			
LAP	SECTOR 1		SECTOR 2		SECTOR 3		TOTAL LAP	LAP	SECTOR 1		SECTOR 2		SECTOR 3		TOTAL LAP
1	57.287	-	45.465	-	30.140	160.9	2:12.891	9	53.432	125.0	54.043	-	31.632	163.3	2:19.107
2	48.485	138.8	56.171	-	42.722	103.0	2:27.378	10	47.483	172.2	41.690	-	29.252	161.9	1:58.425
3	59.908	117.6	55.792	-	37.276	101.9	2:32.976	11	45.454	175.3	41.016	-	29.631	162.6	1:56.101
4	57.151	144.1	49.050	-	32.061	162.4	2:18.262	12	45.345	173.3	41.579	-	30.918	161.6	1:57.842
5	46.851	175.8	41.793	-	30.646	157.6	1:59.290	13	46.279	175.3	40.997	-	29.448	162.8	1:56.724
6	46.440	173.3	45.006	-	32.552	120.9	2:03.998	14	46.117	166.9	40.734	-	29.380	161.9	1:56.231
7	1:08.893	173.3	1:10.100	-	37.806	92.3	2:56.799	15	45.608	173.0	40.494	-	29.238	161.9	1:55.340
8	58.996	108.1	53.016	-	38.072	106.6	2:30.084	16	45.608	173.0	-	-	29.687	161.4	1:56.657
IDEAL LAP TIME: 1:55.077							FASTEST LAP: 1:55.340					DIFFERENCE: +0.263			

20 Michal MATEJOVSKY (CZE)							BMW E90 320 si					S20			
LAP	SECTOR 1		SECTOR 2		SECTOR 3		TOTAL LAP	LAP	SECTOR 1		SECTOR 2		SECTOR 3		TOTAL LAP
1	53.736	-	42.477	-	31.923	156.7	2:08.135	9	54.036	124.1	52.735	-	33.003	162.6	2:19.774
2	48.835	110.6	57.437	-	43.140	102.8	2:29.412	10	46.361	173.9	41.549	-	30.585	161.1	1:58.495
3	1:00.001	124.4	54.954	-	38.590	95.2	2:33.545	11	45.698	174.1	41.023	-	30.175	161.1	1:56.896
4	55.875	124.8	49.290	-	33.502	161.6	2:18.667	12	45.943	175.3	41.944	-	30.646	161.6	1:58.533
5	47.016	172.2	41.029	-	30.375	161.9	1:58.420	13	45.297	173.0	40.765	-	29.974	160.9	1:56.036
6	45.230	175.3	45.923	-	33.839	132.3	2:04.992	14	46.420	170.0	41.587	-	31.111	159.5	1:59.118
7	1:08.736	175.3	1:09.583	-	38.415	101.7	2:56.734	15	45.540	174.7	41.148	-	30.053	162.1	1:56.741
8	58.959	101.9	53.128	-	37.956	108.9	2:30.043	16	45.079	175.0	41.082	-	30.215	160.4	1:56.376
IDEAL LAP TIME: 1:55.818							FASTEST LAP: 1:56.036					DIFFERENCE: +0.218			

22 Petr FULIN (CZE)							BMW E90 320 si					S20			
LAP	SECTOR 1		SECTOR 2		SECTOR 3		TOTAL LAP	LAP	SECTOR 1		SECTOR 2		SECTOR 3		TOTAL LAP
1	51.454	-	41.706	-	30.944	160.4	2:04.103	9	54.497	126.3	52.243	-	35.799	136.7	2:22.539
2	49.093	92.8	55.153	-	43.736	87.3	2:27.982	10	45.874	175.0	40.712	-	29.853	162.6	1:56.439
3	1:00.291	117.6	54.469	-	39.854	113.4	2:34.614	11	44.708	173.9	40.746	-	31.024	162.8	1:56.478
4	55.097	120.1	49.475	-	35.285	163.1	2:19.857	12	45.196	175.0	40.684	-	30.325	160.2	1:56.205
5	45.963	174.1	41.485	-	30.440	162.6	1:57.888	13	45.125	174.1	40.278	-	29.654	162.6	1:55.057
6	45.835	168.7	44.270	-	33.782	132.5	2:03.887	14	44.738	175.3	40.425	-	30.059	162.8	1:55.222
7	1:07.787	168.7	1:08.891	-	38.557	123.0	2:55.235	15	44.306	176.1	-	-	163.1	1:56.256	
8	59.324	93.9	54.251	-	37.450	128.2	2:31.025	16	44.539	175.3	41.439	-	30.245	162.1	1:56.223
IDEAL LAP TIME: 1:54.238							FASTEST LAP: 1:55.057					DIFFERENCE: +0.819			



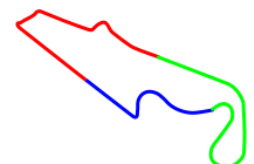
FIA EUROPEAN TOURING CAR CUP

RACE 1 - SECTOR ANALYSIS

33 Ulrike KRAFFT (DEU)								Ford Fiesta 1.6 16V					S16			
LAP	SECTOR 1		SECTOR 2		SECTOR 3		TOTAL LAP	LAP	SECTOR 1		SECTOR 2		SECTOR 3		TOTAL LAP	
1	59.559	-	48.902	-	37.104	122.0	2:25.564	9	54.659	154.5	51.212	-	33.025	143.8	2:18.896	
2	52.648	153.4	48.590	-	41.237	114.6	2:22.475	10	50.825	151.6	46.033	-	32.551	143.6	2:09.409	
3	59.962	127.9	55.729	-	39.753	137.5	2:35.444	11	50.174	154.0	46.007	-	33.041	144.3	2:09.222	
4	54.743	153.8	49.380	-	32.702	144.0	2:16.825	12	50.018	152.1	47.223	-	33.507	142.2	2:10.748	
5	49.428	153.6	47.292	-	33.625	139.3	2:10.345	13	50.208	152.7	47.623	-	33.260	142.8	2:11.091	
6	51.249	123.7	49.585	-	33.868	141.9	2:14.702	14	50.743	151.8	47.841	-	33.072	140.8	2:11.656	
7	53.657	100.9	1:01.330	-	36.370	80.7	2:31.357	15	50.302	151.0	46.658	-	33.595	140.8	2:10.555	
8	1:01.953	79.0	54.760	-	34.995	136.5	2:31.708	16	51.510	151.4	48.485	-	34.523	140.0	2:14.518	
IDEAL LAP TIME: 2:07.986								FASTEST LAP: 2:09.222					DIFFERENCE: +1.236			

34 Patrick WOLF (CHE)								Ford Fiesta 1.6 16V					S16			
LAP	SECTOR 1		SECTOR 2		SECTOR 3		TOTAL LAP	LAP	SECTOR 1		SECTOR 2		SECTOR 3		TOTAL LAP	
1	1:04.006	-	48.062	-	36.273	136.8	2:28.340	9	54.864	147.3	50.967	-	33.540	143.4	2:19.371	
2	53.122	149.3	49.126	-	39.550	104.8	2:21.798	10	51.433	153.1	48.283	-	34.752	137.9	2:14.468	
3	1:00.436	144.7	55.724	-	39.133	123.8	2:35.293	11	51.469	150.6	46.874	-	33.635	141.5	2:11.978	
4	55.803	152.7	50.567	-	34.096	140.6	2:20.466	12	50.245	153.6	49.455	-	33.251	143.6	2:12.951	
5	51.562	150.4	46.796	-	32.965	141.9	2:11.323	13	50.469	153.8	49.494	-	34.643	139.3	2:14.606	
6	52.671	152.5	48.271	-	33.569	140.2	2:14.511	14	51.210	149.1	47.381	-	33.553	139.7	2:12.144	
7	53.357	112.2	57.722	-	37.213	128.1	2:28.292	15	51.452	148.9	47.316	-	36.063	135.6	2:14.831	
8	1:01.201	79.5	55.805	-	34.483	138.8	2:31.489									
IDEAL LAP TIME: 2:10.006								FASTEST LAP: 2:11.323					DIFFERENCE: +1.317			

35 Christian KRANENBERG (DEU)								Ford Fiesta 1.6 16V					S16			
LAP	SECTOR 1		SECTOR 2		SECTOR 3		TOTAL LAP	LAP	SECTOR 1		SECTOR 2		SECTOR 3		TOTAL LAP	
1	1:00.927	-	48.327	-	36.447	127.3	2:25.700	9	54.669	147.9	50.805	-	33.722	140.2	2:19.196	
2	54.099	149.5	48.183	-	40.707	110.7	2:22.989	10	52.176	131.0	46.712	-	33.636	140.0	2:12.524	
3	1:00.081	142.4	55.971	-	39.492	133.6	2:35.544	11	50.523	149.7	47.055	-	33.546	138.8	2:11.124	
4	55.349	149.3	49.807	-	33.309	139.5	2:18.465	12	51.894	147.1	46.903	-	34.152	138.8	2:12.949	
5	52.059	148.1	46.162	-	33.357	139.7	2:11.578	13	51.500	147.7	47.682	-	33.671	138.8	2:12.853	
6	50.911	128.2	50.776	-	33.914	138.8	2:15.601	14	52.036	147.3	48.219	-	34.288	139.7	2:14.543	
7	54.028	107.0	57.468	-	36.981	107.5	2:28.477	15	51.890	146.5	48.201	-	34.431	136.7	2:14.522	
8	1:00.964	90.0	55.239	-	35.076	136.7	2:31.279									
IDEAL LAP TIME: 2:09.994								FASTEST LAP: 2:11.124					DIFFERENCE: +1.130			



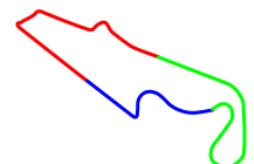
FIA EUROPEAN TOURING CAR CUP

RACE 1 - SECTOR ANALYSIS

36 Erwin LUKAS (DEU)		Ford Fiesta 1.6 16V										S16			
LAP	SECTOR 1	SECTOR 2	SECTOR 3	TOTAL LAP	LAP	SECTOR 1	SECTOR 2	SECTOR 3	TOTAL LAP	LAP	SECTOR 1	SECTOR 2	SECTOR 3	TOTAL LAP	
1	1:04.102	-	48.683	-	36.130	135.5	2:28.914	9	54.193	133.8	50.196	-	34.474	139.7	2:18.863
2	53.976	150.2	48.334	-	39.808	97.9	2:22.118	10	53.756	147.1	48.457	-	34.974	133.3	2:17.187
3	1:00.763	146.1	55.978	-	38.623	125.7	2:35.364	11	52.840	145.7	48.175	-	34.225	137.2	2:15.240
4	56.066	149.7	51.046	-	34.415	140.4	2:21.527	12	53.725	147.5	48.284	-	34.102	135.6	2:16.111
5	52.203	147.5	48.347	-	33.967	132.5	2:14.517	13	53.767	145.1	48.831	-	34.618	133.6	2:17.216
6	53.032	146.3	48.768	-	34.238	140.4	2:16.038	14	53.309	146.5	48.349	-	36.838	135.6	2:18.496
7	54.041	88.8	52.371	-	36.769	130.4	2:23.181	15	53.290	141.3	50.141	-	34.724	133.1	2:18.155
8	1:00.895	84.1	56.132	-	35.316	136.5	2:32.343								
IDEAL LAP TIME: 2:14.345					FASTEST LAP: 2:14.517					DIFFERENCE: +0.172					

39 Ksenia NIKS (UKR)		Ford Fiesta 1.6 16V										S16			
LAP	SECTOR 1	SECTOR 2	SECTOR 3	TOTAL LAP	LAP	SECTOR 1	SECTOR 2	SECTOR 3	TOTAL LAP	LAP	SECTOR 1	SECTOR 2	SECTOR 3	TOTAL LAP	
1	1:03.578	-	47.484	-	36.670	135.6	2:27.731	9	55.090	149.3	50.429	-	34.184	139.7	2:19.703
2	53.154	150.6	47.957	-	40.061	104.1	2:21.172	10	51.542	149.5	47.987	-	35.859	135.5	2:15.388
3	1:00.834	150.4	55.870	-	39.217	128.1	2:35.921	11	51.263	150.6	47.495	-	33.591	141.5	2:12.349
4	55.798	150.8	50.049	-	33.574	138.8	2:19.421	12	51.135	151.2	47.076	-	33.268	137.4	2:11.479
5	50.815	152.1	47.342	-	33.629	136.7	2:11.786	13	50.857	181.8	-	-	-	135.8	2:15.147
6	52.187	148.9	48.671	-	33.680	138.8	2:14.538	14	52.271	148.1	48.669	-	34.042	136.5	2:14.982
7	53.874	107.2	57.674	-	36.811	102.2	2:28.359	15	52.247	146.5	49.155	-	35.036	135.3	2:16.438
8	1:01.320	76.4	55.527	-	34.907	136.3	2:31.754								
IDEAL LAP TIME: 2:11.159					FASTEST LAP: 2:11.479					DIFFERENCE: +0.320					

56 Aku PELLINEN (FIN)		SEAT Leon Copa										SMT			
LAP	SECTOR 1	SECTOR 2	SECTOR 3	TOTAL LAP	LAP	SECTOR 1	SECTOR 2	SECTOR 3	TOTAL LAP	LAP	SECTOR 1	SECTOR 2	SECTOR 3	TOTAL LAP	
1	-	-	1:33.630	-	30.952	160.0	2:04.581	9	54.386	136.0	52.263	-	33.401	149.5	2:20.050
2	49.485	83.5	55.306	-	43.513	109.2	2:28.304	10	45.899	174.7	40.612	-	31.100	157.2	1:57.611
3	1:00.535	120.1	54.738	-	39.337	120.4	2:34.610	11	45.286	175.0	41.134	-	29.745	162.6	1:56.165
4	55.133	136.7	49.744	-	34.545	162.4	2:19.422	12	44.880	178.5	40.163	-	29.652	161.1	1:54.695
5	48.474	175.0	41.184	-	29.983	160.2	1:59.641	13	45.290	173.0	40.930	-	29.098	163.1	1:55.318
6	45.343	166.6	45.557	-	33.426	151.2	2:04.326	14	45.035	172.5	40.578	-	29.545	180.3	1:55.158
7	1:09.062	166.6	1:09.347	-	38.576	114.6	2:56.985	15	44.938	177.9	41.195	-	30.632	161.6	1:56.765
8	57.627	109.7	54.328	-	37.911	124.7	2:29.866	16	44.494	176.1	41.671	-	30.856	152.1	1:57.021
IDEAL LAP TIME: 1:53.755					FASTEST LAP: 1:54.695					DIFFERENCE: +0.940					



FIA EUROPEAN TOURING CAR CUP

RACE 1 - SECTOR ANALYSIS

57 Mikhail MALEEV (RUS)							SEAT Leon Copa					SMT				
LAP	SECTOR 1		SECTOR 2		SECTOR 3		TOTAL LAP	LAP	SECTOR 1		SECTOR 2		SECTOR 3		TOTAL LAP	
1	54.008	-	43.255	-	31.212	161.9	2:08.474	9	54.133	129.6	52.540	-	33.035	161.9	2:19.708	
2	48.989	122.0	57.604	-	43.146	100.7	2:29.739	10	47.343	164.1	41.668	-	30.616	160.2	1:59.627	
3	59.976	120.5	55.064	-	38.289	99.3	2:33.329	11	44.898	171.9	41.770	-	30.165	159.7	1:56.833	
4	56.182	118.0	49.219	-	33.379	162.6	2:18.780	12	45.181	171.4	42.484	-	39.212	162.1	2:06.877	
5	45.943	170.8	41.384	-	29.981	161.1	1:57.308	13	44.645	172.5	41.207	-	30.028	162.1	1:55.880	
6	44.959	170.0	45.605	-	33.311	144.5	2:03.875	14	44.924	173.3	41.446	-	29.945	160.7	1:56.315	
7	1:08.972	76.3	1:09.663	-	38.503	108.3	2:57.138	15	45.332	173.3	41.547	-	30.327	159.7	1:57.206	
8	57.352	126.1	54.461	-	38.030	110.4	2:29.843	16	44.664	172.2	41.428	-	29.944	162.4	1:56.036	
IDEAL LAP TIME: 1:55.796							FASTEST LAP: 1:55.880					DIFFERENCE: +0.084				

58 Sergi RYABOV (RUS)							SEAT Leon Copa					SMT				
LAP	SECTOR 1		SECTOR 2		SECTOR 3		TOTAL LAP	LAP	SECTOR 1		SECTOR 2		SECTOR 3		TOTAL LAP	
1	54.732	-	42.314	-	30.990	157.6	2:08.035	9	54.199	136.5	52.534	-	34.274	143.8	2:21.007	
2	47.949	93.9	55.951	-	42.413	98.0	2:26.313	10	1:00.747	171.4	40.583	-	31.228	161.6	2:12.558	
3	1:00.298	116.7	55.709	-	38.842	101.3	2:34.849	11	45.514	169.0	41.108	-	30.561	161.4	1:57.183	
4	54.979	130.7	50.164	-	33.689	163.3	2:18.832	12	45.400	172.8	41.408	-	31.980	154.2	1:58.788	
5	46.052	173.3	41.483	-	30.688	162.8	1:58.223	13	45.840	170.0	42.633	-	30.680	160.0	1:59.153	
6	45.525	166.4	44.853	-	33.426	124.1	2:03.804	14	44.958	172.8	41.095	-	29.881	161.1	1:55.934	
7	1:08.456	166.4	1:09.202	-	38.799	116.6	2:56.457	15	45.166	170.6	41.704	-	30.266	162.4	1:57.136	
8	58.194	100.7	54.104	-	37.721	126.0	2:30.019	16	44.897	171.9	41.448	-	29.810	160.0	1:56.155	
IDEAL LAP TIME: 1:55.290							FASTEST LAP: 1:55.934					DIFFERENCE: +0.644				

59 Dmitry BRAGIN (RUS)							SEAT Leon Copa					SMT				
LAP	SECTOR 1		SECTOR 2		SECTOR 3		TOTAL LAP	LAP	SECTOR 1		SECTOR 2		SECTOR 3		TOTAL LAP	
1	51.987	-	42.230	-	31.300	157.2	2:05.516	4	54.940	131.2	49.568	-	34.458	162.8	2:18.966	
2	49.060	83.7	55.721	-	43.201	101.1	2:27.982	5	56.189	173.9	42.339	-	30.071	158.1	2:08.599	
3	1:00.362	117.0	55.156	-	39.406	104.3	2:34.924									
IDEAL LAP TIME: 2:01.361							FASTEST LAP: 2:08.599					DIFFERENCE: +7.238				

66 Ronny JOST (CHE)							SEAT Leon Copa					SMT				
LAP	SECTOR 1		SECTOR 2		SECTOR 3		TOTAL LAP	LAP	SECTOR 1		SECTOR 2		SECTOR 3		TOTAL LAP	
1	57.122	-	49.898	-	33.830	158.8	2:20.849	9	53.101	109.7	52.930	-	31.758	162.1	2:17.789	
2	46.667	161.1	54.517	-	44.366	111.3	2:25.550	10	47.327	167.9	43.964	-	30.689	162.1	2:01.980	
3	59.691	127.6	54.852	-	37.334	103.2	2:31.877	11	46.063	172.8	-	-	-	161.9	2:00.057	
4	58.014	125.1	48.453	-	32.402	160.4	2:18.869	12	45.694	169.8	41.983	-	29.747	161.1	1:57.424	
5	45.933	171.9	43.277	-	30.117	162.4	1:59.327	13	44.655	172.5	42.089	-	29.498	161.9	1:56.242	
6	45.603	172.8	44.850	-	35.480	143.4	2:05.933	14	44.865	171.9	41.888	-	30.086	161.9	1:56.839	
7	1:07.395	172.8	1:07.043	-	37.742	80.7	2:52.180	15	44.450	171.9	41.617	-	29.962	161.6	1:56.029	
8	1:00.847	99.2	51.200	-	38.873	96.0	2:30.920	16	44.795	173.0	41.827	-	29.473	162.6	1:56.095	
IDEAL LAP TIME: 1:55.540							FASTEST LAP: 1:56.029					DIFFERENCE: +0.489				

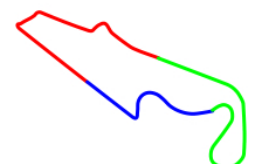


Weather/Track: Rain 10°C / Wet 12°C

Printed - 11:15 Sunday, 20 April 2014

Page 7 of 7

www.mstworld.com



Circuit Paul Ricard

Circuit Length: 3.841 km / 2.387 miles

FIA EUROPEAN TOURING CAR CUP

RACE 1 - BEST SECTOR TIMES

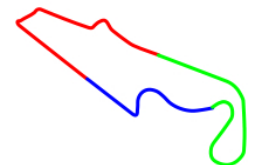
	SECTOR 1			SECTOR 2			SECTOR 3			IDEAL/BEST LAP COMPARISON				
	NO	TIME	LAP	NO	TIME	LAP	NO	TIME	LAP	NONAME	IDEAL	BEST	LAP	DIFF
1	12	44.047	13	56	40.163	12	12	29.090	11	56 PELLINEN	1:53.755	1:54.695		+0.940
2	3	44.092	12	22	40.278	13	56	29.098	13	12 KARAMYSHEV	1:53.816	1:54.144		+0.328
3	22	44.306	15	18	40.494	15	18	29.238	15	3 SKUZ	1:54.082	1:54.343		+0.261
4	7	44.395	13	58	40.583	10	3	29.367	10	22 FULIN	1:54.238	1:55.057		+0.819
5	66	44.450	15	3	40.623	11	66	29.473	16	7 RIKLI	1:54.641	1:54.906		+0.265
6	56	44.494	16	12	40.679	13	8	29.552	15	18 SLADECKA	1:55.077	1:55.340		+0.263
7	57	44.645	13	7	40.693	15	7	29.553	5	58 RYABOV	1:55.290	1:55.934		+0.644
8	58	44.897	16	20	40.765	13	22	29.654	13	8 NAGY	1:55.349	1:56.119		+0.770
9	8	44.993	16	8	40.804	14	10	29.716	15	66 JOST	1:55.540	1:56.029		+0.489
10	20	45.079	16	11	41.129	14	58	29.810	16	57 MALEEV	1:55.796	1:55.880		+0.084
11	10	45.111	14	10	41.193	15	4	29.858	16	20 MATEJOVSKY	1:55.818	1:56.036		+0.218
12	18	45.345	12	57	41.207	13	11	29.861	15	10 GUGGER	1:56.020	1:56.860		+0.840
13	15	45.407	5	15	41.393	5	15	29.899	1	15 KISS	1:56.699	1:56.866		+0.167
14	59	45.503	6	2	41.596	5	57	29.944	16	11 KRALEV	1:56.796	1:57.545		+0.749
15	4	45.516	13	66	41.617	15	20	29.974	13	4 BITER	1:57.605	1:57.794		+0.189
16	11	45.806	15	27	41.670	1	2	30.047	1	2 HOMOLA	1:57.761	1:57.952		+0.191
17	2	46.118	6	14	41.704	14	59	30.071	5	59 BRAGIN	1:57.804	2:08.599		+10.795
18	16	46.151	15	55	42.144	1	14	30.086	12	14 VESNIC	1:58.015	1:58.452		+0.437
19	14	46.225	13	59	42.230	1	16	30.557	3	16 ONDER	1:59.185	1:59.245		+0.060
20	33	49.428	5	4	42.231	15	33	32.551	10	33 KRAFFT	2:07.986	2:09.222		+1.236
21	34	50.245	12	16	42.477	16	34	32.965	5	35 KRANENBERG	2:09.994	2:11.124		+1.130
22	35	50.523	11	33	46.007	11	39	33.268	12	34 WOLF	2:10.006	2:11.323		+1.317
23	39	50.815	5	35	46.162	5	35	33.309	4	39 NIKS	2:11.159	2:11.479		+0.320
24	36	52.203	5	34	46.796	5	36	33.967	5	36 LUKAS	2:14.345	2:14.517		+0.172
25				39	47.076	12								
26				60	47.291	1								
27				36	48.175	11								
28				9	50.551	1								
29				SC	20:38.736	1								

'Perfect Lap' - 1:53.300



Weather/Track: Rain 10°C / Wet 12°C
 Printed - 11:16 Sunday, 20 April 2014

www.mstworld.com



Circuit Paul Ricard
 Circuit Length: 3.841 km / 2.387 miles

FIA EUROPEAN TOURING CAR CUP

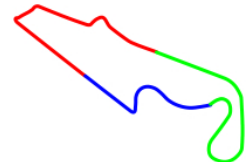
RACE 1 - BEST SECTOR SPEEDS

	INTERMEDIATE 1			INTERMEDIATE 2			FINISH LINE					
	NO	NAME	SPEED	LAP	NO	NAME	SPEED	LAP	NO	NAME	SPEED	LAP
1	4	BITER	192.5	7					56	PELLINEN	180.3	14
2	12	KARAMYSHEV	183.7	16					4	BITER	180.0	15
3	3	SKUZ	183.7	15					16	ONDER	174.5	13
4	39	NIKS	181.8	13					12	KARAMYSHEV	173.9	11
5	56	PELLINEN	178.5	12					3	SKUZ	172.2	15
6	2	HOMOLA	177.3	5					2	HOMOLA	167.2	5
7	22	FULIN	176.2	15					10	GUGGER	165.1	15
8	18	SLADECKA	175.9	5					7	RIKLI	164.4	14
9	20	MATEJOVSKY	175.3	12					18	SLADECKA	163.4	9
10	10	GUGGER	175.3	11					58	RYABOV	163.4	4
11	15	KISS	174.2	5					22	FULIN	163.1	15
12	7	RIKLI	173.9	11					59	BRAGIN	162.9	4
13	59	BRAGIN	173.9	5					66	JOST	162.7	16
14	57	MALEEV	173.3	15					20	MATEJOVSKY	162.7	9
15	58	RYABOV	173.3	5					57	MALEEV	162.7	4
16	66	JOST	173.1	16					14	VESNIC	161.7	10
17	16	ONDER	173.1	14					8	NAGY	161.2	16
18	14	VESNIC	172.8	11					11	KRALEV	160.9	15
19	11	KRALEV	170.9	15					15	KISS	160.7	1
20	8	NAGY	169.0	15					33	KRAFFT	144.4	11
21	33	KRAFFT	154.5	9					34	WOLF	143.6	12
22	34	WOLF	153.8	13					39	NIKS	141.5	11
23	36	LUKAS	150.2	2					36	LUKAS	140.4	6
24	35	KRANENBERG	149.8	11					35	KRANENBERG	140.3	9



Weather/Track: Rain 10°C / Wet 12°C
 Printed - 11:16 Sunday, 20 April 2014

www.mstworld.com



Circuit Paul Ricard
 Circuit Length: 3.841 km / 2.387 miles

FIA EUROPEAN TOURING CAR CUP

RACE 1 - RACE HISTORY CHART

LAP 1			LAP 2			LAP 3			LAP 4			LAP 5		
NO	BEHIND	LAP TIME	NO	BEHIND	LAP TIME	NO	BEHIND	LAP TIME	NO	BEHIND	LAP TIME	NO	BEHIND	LAP TIME
3		1:59.628	3		2:26.247	3		2:35.201	3		2:24.221	3		1:57.190
12	0.334	1:59.962	12	0.914	2:26.827	12	0.617	2:34.904	12	0.179	2:23.783	12	0.667	1:57.678
2	1.331	2:00.959	2	2.470	2:27.386	2	1.959	2:34.690	2	0.532	2:22.794	15	0.742	1:56.866
15	1.582	2:01.210	15	5.066	2:29.731	15	4.506	2:34.641	15	1.066	2:20.781	2	1.294	1:57.952
22	4.475	2:04.103	22	6.210	2:27.982	22	5.623	2:34.614	22	1.259	2:19.857	22	1.957	1:57.888
56	4.953	2:04.581	56	7.010	2:28.304	56	6.419	2:34.610	56	1.620	2:19.422	7	3.102	1:56.924
59	5.888	2:05.516	59	7.623	2:27.982	59	7.346	2:34.924	59	2.091	2:18.966	58	3.765	1:58.223
11	7.768	2:07.396	58	8.473	2:26.313	58	8.121	2:34.849	58	2.732	2:18.832	56	4.071	1:59.641
58	8.407	2:08.035	7	9.206	2:27.037	7	8.821	2:34.816	7	3.368	2:18.768	57	5.143	1:57.308
7	8.416	2:08.044	20	11.672	2:29.412	20	10.016	2:33.545	20	4.462	2:18.667	20	5.692	1:58.420
20	8.507	2:08.135	57	12.338	2:29.739	57	10.466	2:33.329	57	5.025	2:18.780	11	7.843	1:59.253
57	8.846	2:08.474	11	13.547	2:32.026	11	11.571	2:33.225	11	5.780	2:18.430	10	8.190	1:58.702
18	13.263	2:12.891	18	14.394	2:27.378	18	12.169	2:32.976	18	6.210	2:18.262	18	8.310	1:59.290
10	15.051	2:14.679	10	15.691	2:26.887	10	13.067	2:32.577	10	6.678	2:17.832	8	10.687	1:58.927
4	16.951	2:16.579	4	16.785	2:26.081	4	13.735	2:32.151	4	7.728	2:18.214	4	11.254	2:00.716
14	18.762	2:18.390	8	17.888	2:25.002	8	14.487	2:31.800	8	8.950	2:18.684	14	13.498	1:59.817
8	19.133	2:18.761	14	19.532	2:27.017	14	16.283	2:31.952	14	10.871	2:18.809	59	13.500	2:08.599
66	21.221	2:20.849	66	20.524	2:25.550	66	17.200	2:31.877	66	11.848	2:18.869	66	13.985	1:59.327
16	22.745	2:22.373	16	21.357	2:24.859	16	21.334	2:35.178	16	13.170	2:16.057	16	18.369	2:02.389
33	25.936	2:25.564	33	22.164	2:22.475	33	22.407	2:35.444	33	15.011	2:16.825	33	28.166	2:10.345
35	26.072	2:25.700	35	22.814	2:22.989	35	23.157	2:35.544	35	17.401	2:18.465	35	31.789	2:11.578
39	28.103	2:27.731	39	23.028	2:21.172	39	23.748	2:35.921	39	18.948	2:19.421	39	33.544	2:11.786
34	28.712	2:28.340	34	24.263	2:21.798	34	24.355	2:35.293	34	20.600	2:20.466	34	34.733	2:11.323
36	29.286	2:28.914	36	25.157	2:22.118	36	25.320	2:35.364	36	22.626	2:21.527	36	39.953	2:14.517

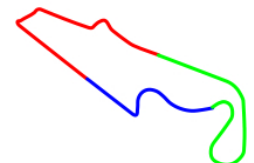


Weather/Track: Rain 10°C / Wet 12°C

Printed - 11:21 Sunday, 20 April 2014

Page 1 of 4

www.mstworld.com



Circuit Paul Ricard

Circuit Length: 3.841 km / 2.387 miles

FIA EUROPEAN TOURING CAR CUP RACE 1 - RACE HISTORY CHART

LAP 6			LAP 7			LAP 8			LAP 9			LAP 10		
NO	BEHIND	LAP TIME	NO	BEHIND	LAP TIME	NO	BEHIND	LAP TIME	NO	BEHIND	LAP TIME	NO	BEHIND	LAP TIME
12		2:02.350	12		2:54.011	12		2:32.485	12		2:24.351	3		1:55.780
3	0.596	2:03.613	3	0.812	2:54.227	3	0.945	2:32.618	3	0.362	2:23.768	22	1.076	1:56.439
15	2.297	2:04.572	22	4.051	2:55.235	22	2.591	2:31.025	22	0.779	2:22.539	12	2.467	1:58.609
22	2.827	2:03.887	7	4.870	2:55.306	7	3.223	2:30.838	7	0.936	2:22.064	56	2.903	1:57.611
7	3.575	2:03.490	58	6.998	2:56.457	58	4.532	2:30.019	58	1.188	2:21.007	57	5.328	1:59.627
58	4.552	2:03.804	56	8.354	2:56.985	56	5.735	2:29.866	56	1.434	2:20.050	20	5.724	1:58.495
56	5.380	2:04.326	57	9.128	2:57.138	57	6.486	2:29.843	57	1.843	2:19.708	18	6.717	1:58.425
57	6.001	2:03.875	20	10.390	2:56.734	20	7.948	2:30.043	20	3.371	2:19.774	10	7.591	1:58.660
20	7.667	2:04.992	11	11.438	2:56.765	11	8.779	2:29.826	11	4.029	2:19.601	11	9.238	2:01.351
11	8.684	2:03.858	18	12.079	2:56.799	18	9.678	2:30.084	18	4.434	2:19.107	7	10.478	2:05.684
18	9.291	2:03.998	10	12.791	2:56.186	10	10.541	2:30.235	10	5.073	2:18.883	8	11.558	2:01.758
10	10.616	2:05.443	8	13.469	2:55.810	8	11.364	2:30.380	8	5.942	2:18.929	4	12.315	2:02.373
8	11.670	2:04.000	4	14.251	2:55.882	4	12.184	2:30.418	4	6.084	2:18.251	66	12.781	2:01.980
4	12.380	2:04.143	15	14.964	3:06.678 P	66	13.505	2:30.920	66	6.943	2:17.789	14	13.444	2:00.852
66	16.901	2:05.933	66	15.070	2:52.180	14	14.664	2:31.017	14	8.734	2:18.421	58	17.604	2:12.558
14	18.348	2:07.867	14	16.132	2:51.795	33	16.420	2:31.708	33	10.965	2:18.896	33	24.232	2:09.409
16	19.123	2:03.771	16	16.774	2:51.662	35	17.633	2:31.279	35	12.478	2:19.196	35	28.860	2:12.524
33	39.851	2:14.702	33	17.197	2:31.357	39	18.682	2:31.754	39	14.034	2:19.703	34	32.858	2:14.468
35	44.373	2:15.601	35	18.839	2:28.477	34	19.512	2:31.489	34	14.532	2:19.371	39	33.280	2:15.388
39	45.065	2:14.538	39	19.413	2:28.359	36	22.002	2:32.343	36	16.514	2:18.863	36	37.559	2:17.187
34	46.227	2:14.511	34	20.508	2:28.292	16	22.426	2:38.137 P	16	1:07.572	3:09.497	16	1:14.444	2:03.014
36	52.974	2:16.038	36	22.144	2:23.181									

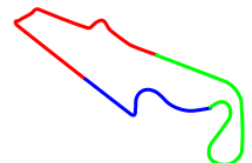


Weather/Track: Rain 10°C / Wet 12°C

Printed - 11:21 Sunday, 20 April 2014

Page 2 of 4

www.mstworld.com



Circuit Paul Ricard

Circuit Length: 3.841 km / 2.387 miles

FIA EUROPEAN TOURING CAR CUP RACE 1 - RACE HISTORY CHART

LAP 11			LAP 12			LAP 13			LAP 14			LAP 15		
NO	BEHIND	LAP TIME	NO	BEHIND	LAP TIME	NO	BEHIND	LAP TIME	NO	BEHIND	LAP TIME	NO	BEHIND	LAP TIME
3		1:55.901	3		1:54.343	3		1:56.611	12		1:56.155	12		1:55.508
22	1.653	1:56.478	12	2.650	1:55.018	12	0.183	1:54.144	3	0.367	1:56.705	3	0.848	1:55.989
12	1.975	1:55.409	22	3.515	1:56.205	22	1.961	1:55.057	22	0.845	1:55.222	22	1.593	1:56.256
56	3.167	1:56.165	56	3.519	1:54.695	56	2.226	1:55.318	56	1.046	1:55.158	56	2.303	1:56.765
57	6.260	1:56.833	18	10.416	1:57.842	20	10.334	1:56.036	18	10.422	1:56.231	36	1 Lap	2:18.496
20	6.719	1:56.896	20	10.909	1:58.533	18	10.529	1:56.724	7	12.544	1:55.838	18	10.254	1:55.340
18	6.917	1:56.101	10	12.014	1:57.230	10	12.263	1:56.860	20	13.114	1:59.118	7	12.270	1:55.234
10	9.127	1:57.437	7	14.749	1:57.001	7	13.044	1:54.906	10	13.519	1:57.594	20	14.347	1:56.741
7	12.091	1:57.514	8	16.525	1:57.562	8	16.986	1:57.072	8	17.172	1:56.524	10	14.891	1:56.880
8	13.306	1:57.649	57	18.794	2:06.877	57	18.063	1:55.880	57	18.040	1:56.315	8	18.052	1:56.388
4	16.144	1:59.730	66	20.018	1:57.424	66	19.649	1:56.242	66	20.150	1:56.839	57	19.738	1:57.206
66	16.937	2:00.057	4	22.954	2:01.153	58	25.873	1:59.153	58	25.469	1:55.934	66	20.671	1:56.029
14	18.202	2:00.659	58	23.331	1:58.788	4	26.129	1:59.786	4	27.585	1:57.794	58	27.097	1:57.136
58	18.886	1:57.183	14	24.004	2:00.145	14	27.077	1:59.684	14	29.191	1:58.452	4	30.060	1:57.983
11	24.394	2:11.057	11	27.789	1:57.738	11	28.723	1:57.545	11	30.184	1:57.799	11	32.465	1:57.789
33	37.553	2:09.222	33	53.958	2:10.748	33	1:08.438	2:11.091	33	1:23.756	2:11.656	14	35.870	2:02.187
35	44.083	2:11.124	35	1:02.689	2:12.949	35	1:18.931	2:12.853	16	1:35.434	1:59.634	33	1:38.803	2:10.555
34	48.935	2:11.978	39	1:06.864	2:11.479	39	1:25.400	2:15.147	35	1:37.136	2:14.543	16	1:39.568	1:59.642
39	49.728	2:12.349	34	1:07.543	2:12.951	34	1:25.538	2:14.606	34	1:41.344	2:12.144			
36	56.898	2:15.240	36	1:18.666	2:16.111	16	1:32.138	2:01.384	39	1:44.044	2:14.982			
16	1:20.851	2:02.308	16	1:27.365	2:00.857	36	1:39.271	2:17.216						

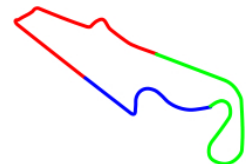


Weather/Track: Rain 10°C / Wet 12°C

Printed - 11:21 Sunday, 20 April 2014

Page 3 of 4

www.mstworld.com



Circuit Paul Ricard

Circuit Length: 3.841 km / 2.387 miles

FIA EUROPEAN TOURING CAR CUP RACE 1 - RACE HISTORY CHART

LAP 16		
NO	BEHIND	LAP TIME
12		1:55.600
35	1 Lap	2:14.522
22	2.216	1:56.223
3	2.709	1:57.461
56	3.724	1:57.021
34	1 Lap	2:14.831
39	1 Lap	2:16.438
18	11.311	1:56.657
7	12.524	1:55.854
20	15.123	1:56.376
10	17.789	1:58.498
8	18.571	1:56.119
57	20.174	1:56.036
66	21.166	1:56.095
58	27.652	1:56.155
36	1 Lap	2:18.155
4	32.539	1:58.079
11	36.571	1:59.706
14	43.370	2:03.100
16	1:43.213	1:59.245
33	1:57.721	2:14.518

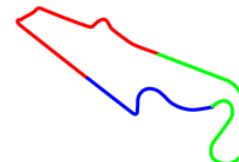


Weather/Track: Rain 10°C / Wet 12°C

Printed - 11:21 Sunday, 20 April 2014

Page 4 of 4

www.mstworld.com



Circuit Paul Ricard

Circuit Length: 3.841 km / 2.387 miles

**FIA EUROPEAN TOURING CAR CUP
RACE 2 - PROVISIONAL STARTING GRID**

ROW		
14	28 60 NIKOLAEV	27 9 FISCHER
13	26 56 PELLINEN	25 59 BRAGIN
12	24 27 GRACHEV	23 15 KISS
11	22 55 PFISTER	21 2 HOMOLA
10	20 36 LUKAS	19 39 NIKS
9	18 34 WOLF	17 35 KRANENBERG
8	16 33 KRAFFT	15 16 ONDER
7	14 14 VESNIC	13 11 KRALEV
6	12 4 BITER	11 58 RYABOV
5	10 66 JOST	9 57 MALEEV
4	8 12 KARAMYSHEV	7 22 FULIN
3	6 3 SKUZ	5 18 SLADECKA
2	4 7 RIKLI	3 20 MATEJOVSKY
1	2 10 GUGGER	1 8 NAGY
		POLE

Cars 59,60,27,15,9,56 to back of grid, Stewards decisions 10-15 refer.

Circuit Paul Ricard
Circuit Length: 3.841 km / 2.387 miles

Race Director:	Steward:	Timekeeper:
----------------	----------	-------------

**FIA EUROPEAN TOURING CAR CUP
RACE 2 - FINAL STARTING GRID**

ROW		
14	28 60 NIKOLAEV	27 9 FISCHER
13	26 56 PELLINEN	25 59 BRAGIN
12	24 27 GRACHEV	23 15 KISS
11	22 55 PFISTER	21 2 HOMOLA
10	20 36 LUKAS	19 39 NIKS
9	18 34 WOLF	17 35 KRANENBERG
8	16 33 KRAFFT	15 16 ONDER
7	14 14 VESNIC	13 11 KRALEV
6	12 4 BITER	11 58 RYABOV
5	10 66 JOST	9 57 MALEEV
4	8 12 KARAMYSHEV	7 22 FULIN
3	6 3 SKUZ	5 18 SLADECKA
2	4 7 RIKLI	3 20 MATEJOVSKY
1	2 10 GUGGER	1 8 NAGY
		POLE

Cars 59,60,27,15,9,56 to back of grid, Stewards decisions 10-15 refer.

Circuit Paul Ricard
Circuit Length: 3.841 km / 2.387 miles

Race Director:	Steward:	Timekeeper:
----------------	----------	-------------



FIA EUROPEAN TOURING CAR CUP RACE 2 - PROVISIONAL CLASSIFICATION

NO	CL	DRIVER	NAT	CAR	TIME	LAPS	GAP	DIFF	KM/H	BEST	ON
1	3	S2T Igor SKUZ	UKR	Chevrolet Cruze 1.6T	26:35.543	14			121.32	1:51.026	12
2	12	S2T Nikolay KARAMYSHEV	RUS	Chevrolet Cruze 1.6T	26:35.890	14	0.347	0.347	121.30	1:50.774	12
3	22	S20 Petr FULIN	CZE	BMW E90 320 si	26:44.374	14	8.831	8.484	120.66	1:52.658	11
4	56	SMT Aku PELLINEN	FIN	SEAT Leon Copa	26:59.494	14	23.951	15.120	119.53	1:51.927	12
5	7	S20 Peter RIKLI	CHE	Honda Civic FD	27:01.617	14	26.074	2.123	119.37	1:53.691	7
6	8	S20 Norbert NAGY	HUN	Chevrolet Cruze LT	27:04.423	14	28.880	2.806	119.17	1:54.570	13
7	18	S20 Samuel SLADECKA	SVK	Alfa Romeo 156 S2000	27:06.120	14	30.577	1.697	119.04	1:53.685	7
8	66	SMT Ronny JOST	CHE	SEAT Leon Copa	27:06.914	14	31.371	0.794	118.98	1:53.815	9
9	11	S20 Plamen KRALEV	BGR	BMW E90 320 si	27:35.636	14	1:00.093	28.722	116.92	1:56.366	7
10	9	S20 Christian FISCHER	CHE	BMW E90 320 si	27:38.321	14	1:02.778	2.685	116.73	1:55.511	7
11	4	S2T Aytac BITER	TUR	BMW E90 320 TC	27:39.051	14	1:03.508	0.730	116.68	1:55.056	11
12	58	SMT Sergi RYABOV	RUS	SEAT Leon Copa	28:15.248	14	1:39.705	36.197	114.19	1:54.183	8
13	60	SMT Vladimir NIKOLAEV	RUS	SEAT Leon Copa	28:26.328	14	1:50.785	11.080	113.45	1:57.632	6
14	10	S20 Andrina GUGGER	CHE	Honda Civic FD	28:53.463	14	2:17.920	27.135	111.67	1:53.792	11
15	27	S2T Mikhail GRACHEV	RUS	BMW E90 320 TC	27:01.593	13	1 Lap		110.85	1:56.890	6
16	20	S20 Michal MATEJOVSKY	CZE	BMW E90 320 si	27:51.899	13	1 Lap	50.306	107.51	1:54.779	12
17	33	S16 Ulrike KRAFFT	DEU	Ford Fiesta 1.6 16V	28:29.169	13	1 Lap	37.270	105.17	2:08.147	4
18	35	S16 Christian KRANENBERG	DEU	Ford Fiesta 1.6 16V	26:38.617	12	2 Laps		103.79	2:10.277	4
19	34	S16 Patrick WOLF	CHE	Ford Fiesta 1.6 16V	26:46.859	12	2 Laps	8.242	103.26	2:11.029	8
20	36	S16 Erwin LUKAS	DEU	Ford Fiesta 1.6 16V	26:48.052	12	2 Laps	1.193	103.18	2:11.306	12
21	39	S16 Ksenia NIKS	UKR	Ford Fiesta 1.6 16V	27:02.798	12	2 Laps	14.746	102.25	2:10.220	11
22	57	SMT Mikhail MALEEV	RUS	SEAT Leon Copa	21:23.392	11	3 Laps		118.51	1:52.581	10

NOT CLASSIFIED

D.N.F.	16	S20	Kaan ONDER	TUR	BMW E90 320 si	3:37.834	1	13 Laps	63.47		
D.N.F.	59	SMT	Dmitry BRAGIN	RUS	SEAT Leon Copa	3:59.465	1	13 Laps	57.74		

FASTEST LAP

12	S2T	Nikolay KARAMYSHEV	RUS	Chevrolet Cruze 1.6T	1:50.774	12		124.827 km/h	77.564 mph
56	SMT	Aku PELLINEN	FIN	SEAT Leon Copa	1:51.927	12		123.541 km/h	76.765 mph
22	S20	Petr FULIN	CZE	BMW E90 320 si	1:52.658	11		122.740 km/h	76.267 mph
33	S16	Ulrike KRAFFT	DEU	Ford Fiesta 1.6 16V	2:08.147	4		107.904 km/h	67.049 mph

For Media Information Purposes - No Regulatory Value.

Cars 2,14,15,55 DNS.

Weather/Track: Cloud 11°C / Wet 13°C

Circuit Paul Ricard

Circuit Length: 3.841 km / 2.387 miles

Start: 11:46 Flag: 12:12

Race Director	Steward:	Timekeeper	Posted at:
---------------	----------	------------	------------

www.mstworld.com

Printed -12:18 Sunday, 20 April 2014



Circuit Paul Ricard – 19 / 20 April 2014

www.fiaetcc.com



FIA EUROPEAN TOURING CAR CUP RACE 2 - CLASSIFICATION BY CLASS - S1600

NO	DRIVER	NAT	CAR	TIME	LAPS	GAP	DIFF	KM/H	BEST	ON
1	33 Ulrike KRAFFT	DEU	Ford Fiesta 1.6 16V	28:29.169	13			105.17	2:08.147	4
2	35 Christian KRANENBERG	DEU	Ford Fiesta 1.6 16V	26:38.617	12	1 Lap		103.79	2:10.277	4
3	34 Patrick WOLF	CHE	Ford Fiesta 1.6 16V	26:46.859	12	1 Lap	8.242	103.26	2:11.029	8
4	36 Erwin LUKAS	DEU	Ford Fiesta 1.6 16V	26:48.052	12	1 Lap	1.193	103.18	2:11.306	12
5	39 Ksenia NIKS	UKR	Ford Fiesta 1.6 16V	27:02.798	12	1 Lap	14.746	102.25	2:10.220	11

NOT CLASSIFIED

FASTEST LAP

1	33 Ulrike KRAFFT	DEU	Ford Fiesta 1.6 16V	2:08.147	4			107.90 km/h	67.05 mph	
---	------------------	-----	---------------------	----------	---	--	--	-------------	-----------	--

For Media Information Purposes - No Regulatory Value.

Cars 2,14,15,55 DNS.

Weather/Track: Cloud 11°C / Wet 13°C

Circuit Paul Ricard

Circuit Length: 3.841 km / 2.387 miles

Start: 11:46 Flag: 12:12

Race Director:	Steward:	Timekeeper:	Posted at:
----------------	----------	-------------	------------

www.mstworld.com

Page 1 of 4

Printed - 10:22 Sunday, 20 April 2014



Circuit Paul Ricard – 19 / 20 April 2014

www.fiaetcc.com



FIA EUROPEAN TOURING CAR CUP RACE 2 - CLASSIFICATION BY CLASS - TC2

NO	DRIVER	NAT	CAR	TIME	LAPS	GAP	DIFF	KM/H	BEST	ON
1	22 Petr FULIN	CZE	BMW E90 320 si	26:44.374	14			120.66	1:52.658	11
2	7 Peter RIKLI	CHE	Honda Civic FD	27:01.617	14	17.243	17.243	119.37	1:53.691	7
3	8 Norbert NAGY	HUN	Chevrolet Cruze LT	27:04.423	14	20.049	2.806	119.17	1:54.570	13
4	18 Samuel SLADECKA	SVK	Alfa Romeo 156 S2000	27:06.120	14	21.746	1.697	119.04	1:53.685	7
5	11 Plamen KRALEV	BGR	BMW E90 320 si	27:35.636	14	51.262	29.516	116.92	1:56.366	7
6	9 Christian FISCHER	CHE	BMW E90 320 si	27:38.321	14	53.947	2.685	116.73	1:55.511	7
7	10 Andrina GUGGER	CHE	Honda Civic FD	28:53.463	14	2:09.089	1:15.142	111.67	1:53.792	11
8	20 Michal MATEJOVSKY	CZE	BMW E90 320 si	27:51.899	13	1 Lap		107.51	1:54.779	12
NOT CLASSIFIED										
16	Kaan ONDER	TUR	BMW E90 320 si	3:37.834	1			63.47		
FASTEST LAP										
1	22 Petr FULIN	CZE	BMW E90 320 si	1:52.658	11			122.74 km/h	76.27 mph	

For Media Information Purposes - No Regulatory Value.
Cars 2,14,15,55 DNS.
Weather/Track: Cloud 11°C / Wet 13°C

Circuit Paul Ricard
Circuit Length: 3.841 km / 2.387 miles
Start: 11:46 Flag: 12:12

Race Director:	Steward:	Timekeeper:	Posted at:
----------------	----------	-------------	------------





FIA EUROPEAN TOURING CAR CUP RACE 2 - CLASSIFICATION BY CLASS - TC2 TURBO

	NO	DRIVER	NAT	CAR	TIME	LAPS	GAP	DIFF	KM/H	BEST	ON
1	3	Igor SKUZ	UKR	Chevrolet Cruze 1.6T	26:35.543	14			121.32	1:51.026	12
2	12	Nikolay KARAMYSHEV	RUS	Chevrolet Cruze 1.6T	26:35.890	14	0.347	0.347	121.30	1:50.774	12
3	4	Aytac BITER	TUR	BMW E90 320 TC	27:39.051	14	1:03.508	1:03.161	116.68	1:55.056	11
4	27	Mikhail GRACHEV	RUS	BMW E90 320 TC	27:01.593	13	1 Lap		110.85	1:56.890	6

NOT CLASSIFIED

FASTEST LAP

1	12	Nikolay KARAMYSHEV	RUS	Chevrolet Cruze 1.6T	1:50.774	12			124.83 km/h	77.56 mph	
---	----	--------------------	-----	----------------------	----------	----	--	--	-------------	-----------	--

For Media Information Purposes - No Regulatory Value.
Cars 2,14,15,55 DNS.
Weather/Track: Cloud 11°C / Wet 13°C

Circuit Paul Ricard
Circuit Length: 3.841 km / 2.387 miles
Start: 11:46 Flag: 12:12

Race Director:	Steward:	Timekeeper:	Posted at:
----------------	----------	-------------	------------





**FIA EUROPEAN TOURING CAR CUP
RACE 2 - CLASSIFICATION BY CLASS - SMT**

NO	DRIVER	NAT	CAR	TIME	LAPS	GAP	DIFF	KM/H	BEST	ON
1	56 Aku PELLINEN	FIN	SEAT Leon Copa	26:59.494	14			119.53	1:51.927	12
2	66 Ronny JOST	CHE	SEAT Leon Copa	27:06.914	14	7.420	7.420	118.98	1:53.815	9
3	58 Sergi RYABOV	RUS	SEAT Leon Copa	28:15.248	14	1:15.754	1:08.334	114.19	1:54.183	8
4	60 Vladimir NIKOLAEV	RUS	SEAT Leon Copa	28:26.328	14	1:26.834	11.080	113.45	1:57.632	6
5	57 Mikhail MALEEV	RUS	SEAT Leon Copa	21:23.392	11	3 Laps		118.51	1:52.581	10
NOT CLASSIFIED										
	59 Dmitry BRAGIN	RUS	SEAT Leon Copa	3:59.465	1			57.74		
FASTEST LAP										
1	56 Aku PELLINEN	FIN	SEAT Leon Copa	1:51.927	12			123.54 km/h		76.76 mph

For Media Information Purposes - No Regulatory Value.
Cars 2,14,15,55 DNS.
Weather/Track: Cloud 11°C / Wet 13°C

Circuit Paul Ricard
Circuit Length: 3.841 km / 2.387 miles
Start: 11:46 Flag: 12:12

Race Director:	Steward:	Timekeeper:	Posted at:
----------------	----------	-------------	------------





FIA EUROPEAN TOURING CAR CUP RACE 2 RESULT*

NO	CL	DRIVER	NAT	CAR	TIME	LAPS	GAP	DIFF	KM/H	BEST	ON
1	3	S2T Igor SKUZ	UKR	Chevrolet Cruze 1.6T	26:35.543	14			121.32	1:51.026	12
2	12	S2T Nikolay KARAMYSHEV	RUS	Chevrolet Cruze 1.6T	26:35.890	14	0.347	0.347	121.30	1:50.774	12
3	22	S20 Petr FULIN	CZE	BMW E90 320 si	26:44.374	14	8.831	8.484	120.66	1:52.658	11
4	56	SMT Aku PELLINEN	FIN	SEAT Leon Copa	26:59.494	14	23.951	15.120	119.53	1:51.927	12
5	7	S20 Peter RIKLI	CHE	Honda Civic FD	27:01.617	14	26.074	2.123	119.37	1:53.691	7
6	8	S20 Norbert NAGY	HUN	Chevrolet Cruze LT	27:04.423	14	28.880	2.806	119.17	1:54.570	13
7	18	S20 Samuel SLADECKA	SVK	Alfa Romeo 156 S2000	27:06.120	14	30.577	1.697	119.04	1:53.685	7
8	11	S20 Plamen KRALEV	BGR	BMW E90 320 si	27:35.636	14	1:00.093	29.516	116.92	1:56.366	7
9	66	SMT Ronny JOST *	CHE	SEAT Leon Copa	27:36.914	14	1:01.371	1.278	116.83	1:53.815	9
10	9	S20 Christian FISCHER	CHE	BMW E90 320 si	27:38.321	14	1:02.778	1.407	116.73	1:55.511	7
11	4	S2T Aytac BITER	TUR	BMW E90 320 TC	27:39.051	14	1:03.508	0.730	116.68	1:55.056	11
12	58	SMT Sergi RYABOV	RUS	SEAT Leon Copa	28:15.248	14	1:39.705	36.197	114.19	1:54.183	8
13	60	SMT Vladimir NIKOLAEV	RUS	SEAT Leon Copa	28:26.328	14	1:50.785	11.080	113.45	1:57.632	6
14	10	S20 Andrina GUGGER	CHE	Honda Civic FD	28:53.463	14	2:17.920	27.135	111.67	1:53.792	11
15	27	S2T Mikhail GRACHEV	RUS	BMW E90 320 TC	27:01.593	13	1 Lap		110.85	1:56.890	6
16	20	S20 Michal MATEJOVSKY	CZE	BMW E90 320 si	27:51.899	13	1 Lap	50.306	107.51	1:54.779	12
17	33	S16 Ulrike KRAFFT	DEU	Ford Fiesta 1.6 16V	28:29.169	13	1 Lap	37.270	105.17	2:08.147	4
18	35	S16 Christian KRANENBERG	DEU	Ford Fiesta 1.6 16V	26:38.617	12	2 Laps		103.79	2:10.277	4
19	34	S16 Patrick WOLF	CHE	Ford Fiesta 1.6 16V	26:46.859	12	2 Laps	8.242	103.26	2:11.029	8
20	36	S16 Erwin LUKAS	DEU	Ford Fiesta 1.6 16V	26:48.052	12	2 Laps	1.193	103.18	2:11.306	12
21	39	S16 Ksenia NIKS	UKR	Ford Fiesta 1.6 16V	27:02.798	12	2 Laps	14.746	102.25	2:10.220	11
22	57	SMT Mikhail MALEEV	RUS	SEAT Leon Copa	21:23.392	11	3 Laps		118.51	1:52.581	10

NOT CLASSIFIED

D.N.F.	16	S20 Kaan ONDER	TUR	BMW E90 320 si	3:37.834	1	13 Laps		63.47		
D.N.F.	59	SMT Dmitry BRAGIN	RUS	SEAT Leon Copa	3:59.465	1	13 Laps		57.74		

FASTEST LAP

12	S2T	Nikolay KARAMYSHEV	RUS	Chevrolet Cruze 1.6T	1:50.774	12			124.827 km/h	77.564 mph
56	SMT	Aku PELLINEN	FIN	SEAT Leon Copa	1:51.927	12			123.541 km/h	76.765 mph
22	S20	Petr FULIN	CZE	BMW E90 320 si	1:52.658	11			122.740 km/h	76.267 mph
33	S16	Ulrike KRAFFT	DEU	Ford Fiesta 1.6 16V	2:08.147	4			107.904 km/h	67.049 mph

Cars 2,14,15,55 DNS.

* These results remain Provisional subject to final technical checks on cars 55 & 66.

Car 66 - 30 second drive through penalty, Stewards decision 10 refers.

Weather/Track: Cloud 11°C / Wet 13°C

Circuit Paul Ricard

Circuit Length: 3.841 km / 2.387 miles

Start: 11:46 Flag: 12:12

Steward	Steward:	Steward
---------	----------	---------

www.mstworld.com

Printed -14:24 Sunday, 20 April 2014



Circuit Paul Ricard – 19 / 20 April 2014

www.fiaetcc.com



**FIA EUROPEAN TOURING CAR CUP
RACE 2 - RESULT BY CLASS - S1600**

NO	DRIVER	NAT	CAR	TIME	LAPS	GAP	DIFF	KM/H	BEST	ON
1	33 Ulrike KRAFFT	DEU	Ford Fiesta 1.6 16V	28:29.169	13			105.17	2:08.147	4
2	35 Christian KRANENBERG	DEU	Ford Fiesta 1.6 16V	26:38.617	12	1 Lap		103.79	2:10.277	4
3	34 Patrick WOLF	CHE	Ford Fiesta 1.6 16V	26:46.859	12	1 Lap	8.242	103.26	2:11.029	8
4	36 Erwin LUKAS	DEU	Ford Fiesta 1.6 16V	26:48.052	12	1 Lap	1.193	103.18	2:11.306	12
5	39 Ksenia NIKS	UKR	Ford Fiesta 1.6 16V	27:02.798	12	1 Lap	14.746	102.25	2:10.220	11

NOT CLASSIFIED

FASTEST LAP

1	33 Ulrike KRAFFT	DEU	Ford Fiesta 1.6 16V	2:08.147	4			107.90 km/h	67.05 mph	
---	------------------	-----	---------------------	----------	---	--	--	-------------	-----------	--

Cars 2,14,15,55 DNS.

Circuit Paul Ricard
Circuit Length: 3.841 km / 2.387 miles
Start: 11:46 Flag: 12:12

Weather/Track: Cloud 11°C / Wet 13°C

Steward:	Steward:	Steward:	Posted at:
----------	----------	----------	------------





FIA EUROPEAN TOURING CAR CUP RACE 2 - RESULT BY CLASS - TC2

	NO	DRIVER	NAT	CAR	TIME	LAPS	GAP	DIFF	KM/H	BEST	ON
	1	22 Petr FULIN	CZE	BMW E90 320 si	26:44.374	14			120.66	1:52.658	11
	2	7 Peter RIKLI	CHE	Honda Civic FD	27:01.617	14	17.243	17.243	119.37	1:53.691	7
	3	8 Norbert NAGY	HUN	Chevrolet Cruze LT	27:04.423	14	20.049	2.806	119.17	1:54.570	13
	4	18 Samuel SLADECKA	SVK	Alfa Romeo 156 S2000	27:06.120	14	21.746	1.697	119.04	1:53.685	7
	5	11 Plamen KRALEV	BGR	BMW E90 320 si	27:35.636	14	51.262	29.516	116.92	1:56.366	7
	6	9 Christian FISCHER	CHE	BMW E90 320 si	27:38.321	14	53.947	2.685	116.73	1:55.511	7
	7	10 Andrina GUGGER	CHE	Honda Civic FD	28:53.463	14	2:09.089	1:15.142	111.67	1:53.792	11
	8	20 Michal MATEJOVSKY	CZE	BMW E90 320 si	27:51.899	13	1 Lap		107.51	1:54.779	12

NOT CLASSIFIED

	1	16 Kaan ONDER	TUR	BMW E90 320 si	3:37.834	1			63.47		
--	---	---------------	-----	----------------	----------	---	--	--	-------	--	--

FASTEST LAP

	1	22 Petr FULIN	CZE	BMW E90 320 si	1:52.658	11			122.74 km/h	76.27 mph	
--	---	---------------	-----	----------------	----------	----	--	--	-------------	-----------	--

Cars 2,14,15,55 DNS.

Weather/Track: Cloud 11°C / Wet 13°C

Circuit Paul Ricard
Circuit Length: 3.841 km / 2.387 miles
Start: 11:46 Flag: 12:12

Steward:	Steward:	Steward:	Posted at:
----------	----------	----------	------------

www.mstworld.com

Page 2 of 4

Printed - 14:29 Sunday, 20 April 2014





FIA EUROPEAN TOURING CAR CUP RACE 2 - RESULT BY CLASS - TC2 TURBO

NO	DRIVER	NAT	CAR	TIME	LAPS	GAP	DIFF	KM/H	BEST	ON
1	3 Igor SKUZ	UKR	Chevrolet Cruze 1.6T	26:35.543	14			121.32	1:51.026	12
2	12 Nikolay KARAMYSHEV	RUS	Chevrolet Cruze 1.6T	26:35.890	14	0.347	0.347	121.30	1:50.774	12
3	4 Aytac BITER	TUR	BMW E90 320 TC	27:39.051	14	1:03.508	1:03.161	116.68	1:55.056	11
4	27 Mikhail GRACHEV	RUS	BMW E90 320 TC	27:01.593	13	1 Lap		110.85	1:56.890	6

NOT CLASSIFIED

FASTEST LAP

1	12 Nikolay KARAMYSHEV	RUS	Chevrolet Cruze 1.6T	1:50.774	12			124.83 km/h	77.56 mph	
---	-----------------------	-----	----------------------	----------	----	--	--	-------------	-----------	--

Cars 2,14,15,55 DNS.

Weather/Track: Cloud 11°C / Wet 13°C

Circuit Paul Ricard
Circuit Length: 3.841 km / 2.387 miles
Start: 11:46 Flag: 12:12

Steward:	Steward:	Steward:	Posted at:
----------	----------	----------	------------





FIA EUROPEAN TOURING CAR CUP RACE 2 - RESULT* BY CLASS - SMT

	NO	DRIVER	NAT	CAR	TIME	LAPS	GAP	DIFF	KM/H	BEST	ON
1	56	Aku PELLINEN	FIN	SEAT Leon Copa	26:59.494	14			119.53	1:51.927	12
2	66	Ronny JOST *	CHE	SEAT Leon Copa	27:36.914	14	37.420	37.420	116.83	1:53.815	9
3	58	Sergi RYABOV	RUS	SEAT Leon Copa	28:15.248	14	1:15.754	38.334	114.19	1:54.183	8
4	60	Vladimir NIKOLAEV	RUS	SEAT Leon Copa	28:26.328	14	1:26.834	11.080	113.45	1:57.632	6
5	57	Mikhail MALEEV	RUS	SEAT Leon Copa	21:23.392	11	3 Laps		118.51	1:52.581	10

NOT CLASSIFIED

1	59	Dmitry BRAGIN	RUS	SEAT Leon Copa	3:59.465	1			57.74		
---	----	---------------	-----	----------------	----------	---	--	--	-------	--	--

FASTEST LAP

1	56	Aku PELLINEN	FIN	SEAT Leon Copa	1:51.927	12			123.54 km/h	76.76 mph	
---	----	--------------	-----	----------------	----------	----	--	--	-------------	-----------	--

Cars 2,14,15,55 DNS.

* These results remain Provisional subject to final technical checks on cars 55 & 66.

Car 66 - 30 second drive through penalty, Stewards decision 10 refers.

Weather/Track: Cloud 11°C / Wet 13°C

Circuit Paul Ricard

Circuit Length: 3.841 km / 2.387 miles

Start: 11:46 Flag: 12:12

Steward:	Steward:	Steward:	Posted at:
----------	----------	----------	------------



FIA EUROPEAN TOURING CAR CUP

RACE 2 - SECTOR ANALYSIS

3 Igor SKUZ (UKR)					Chevrolet Cruze 1.6T					S2T					
LAP	SECTOR 1		SECTOR 2		SECTOR 3		TOTAL LAP	LAP	SECTOR 1		SECTOR 2		SECTOR 3		TOTAL LAP
1	56.002	-	41.559	-	29.836	171.4	2:07.396	8	43.068	182.7	39.829	-	29.088	170.8	1:51.985
2	45.151	183.0	42.122	-	29.394	170.6	1:56.667	9	43.639	183.6	40.006	-	28.871	171.7	1:52.516
3	43.774	183.9	40.825	-	29.377	170.8	1:53.976	10	42.693	184.6	40.322	-	28.844	171.1	1:51.859
4	43.900	182.4	40.214	-	29.271	170.8	1:53.385	11	43.002	183.6	40.038	-	28.619	171.4	1:51.659
5	43.510	183.3	39.815	-	28.746	171.9	1:52.071	12	42.518	184.6	39.784	-	28.724	172.2	1:51.026
6	43.131	184.9	40.087	-	28.818	171.4	1:52.036	13	43.184	183.6	39.900	-	29.245	171.4	1:52.329
7	43.597	183.6	41.066	-	28.950	171.4	1:53.613	14	44.891	183.6	40.592	-	29.542	171.1	1:55.025
IDEAL LAP TIME: 1:50.921					FASTEST LAP: 1:51.026					DIFFERENCE: +0.105					

4 Aytac BITER (TUR)					BMW E90 320 TC					S2T					
LAP	SECTOR 1		SECTOR 2		SECTOR 3		TOTAL LAP	LAP	SECTOR 1		SECTOR 2		SECTOR 3		TOTAL LAP
1	1:04.146	-	42.506	-	31.776	160.9	2:18.427	8	44.918	169.2	-	-	-	161.9	1:57.356
2	46.286	173.9	42.570	-	30.075	165.8	1:58.931	9	45.212	175.0	40.996	-	29.388	164.6	1:55.596
3	45.598	177.9	41.456	-	29.860	163.6	1:56.914	10	45.127	174.1	41.008	-	29.951	165.3	1:56.086
4	45.598	177.9	-	-	29.958	164.8	1:57.494	11	44.514	180.6	41.230	-	29.312	179.4	1:55.056
5	46.101	182.4	42.407	-	30.266	165.1	1:58.774	12	47.216	175.3	41.421	-	29.422	181.5	1:58.059
6	45.394	174.1	41.109	-	30.290	177.6	1:56.793	13	45.247	173.9	41.343	-	29.136	164.6	1:55.726
7	44.696	183.3	-	-	-	166.6	1:57.767	14	45.247	173.9	-	-	29.471	164.6	1:56.072
IDEAL LAP TIME: 1:54.646					FASTEST LAP: 1:55.056					DIFFERENCE: +0.410					

7 Peter RIKLI (CHE)					Honda Civic FD					S20					
LAP	SECTOR 1		SECTOR 2		SECTOR 3		TOTAL LAP	LAP	SECTOR 1		SECTOR 2		SECTOR 3		TOTAL LAP
1	54.870	-	41.692	-	29.986	161.1	2:06.547	8	45.906	174.1	40.420	-	29.688	163.8	1:56.014
2	46.526	174.4	42.457	-	29.737	163.8	1:58.720	9	44.325	175.0	40.626	-	29.633	162.1	1:54.584
3	44.496	174.7	40.657	-	29.518	163.6	1:54.671	10	44.237	175.0	40.594	-	29.198	164.1	1:54.029
4	45.217	173.3	40.846	-	29.709	163.6	1:55.772	11	44.446	173.6	40.240	-	30.083	163.3	1:54.769
5	44.425	174.7	40.362	-	29.715	163.3	1:54.502	12	44.251	173.0	40.132	-	29.369	163.1	1:53.752
6	45.452	175.3	39.942	-	29.561	163.1	1:54.955	13	44.624	173.0	40.328	-	29.110	163.8	1:54.062
7	43.817	175.0	40.105	-	29.769	163.6	1:53.691	14	44.537	173.9	41.300	-	29.712	163.8	1:55.549
IDEAL LAP TIME: 1:52.869					FASTEST LAP: 1:53.691					DIFFERENCE: +0.822					

8 Norbert NAGY (HUN)					Chevrolet Cruze LT					S20					
LAP	SECTOR 1		SECTOR 2		SECTOR 3		TOTAL LAP	LAP	SECTOR 1		SECTOR 2		SECTOR 3		TOTAL LAP
1	52.387	-	41.200	-	29.717	158.5	2:03.303	8	44.693	170.6	42.745	-	29.787	159.0	1:57.225
2	45.528	168.2	41.794	-	29.576	157.2	1:56.898	9	44.522	170.0	40.997	-	29.438	159.2	1:54.957
3	45.140	169.8	40.964	-	30.044	158.8	1:56.148	10	44.756	168.7	41.565	-	29.660	159.2	1:55.981
4	44.475	169.0	40.673	-	29.606	159.7	1:54.754	11	45.171	171.1	40.670	-	29.711	160.0	1:55.552
5	45.074	170.6	40.481	-	29.444	160.4	1:54.999	12	44.492	170.3	40.832	-	29.290	160.4	1:54.614
6	44.615	171.4	40.937	-	29.590	160.0	1:55.142	13	44.626	170.6	40.522	-	29.422	160.4	1:54.570
7	44.713	171.1	40.681	-	30.124	159.5	1:55.518	14	44.726	170.6	40.688	-	29.348	160.7	1:54.762
IDEAL LAP TIME: 1:54.246					FASTEST LAP: 1:54.570					DIFFERENCE: +0.324					

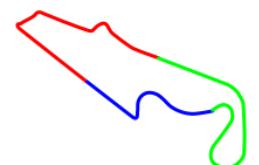


Weather/Track: Cloud 11°C / Wet 13°C

Printed - 12:20 Sunday, 20 April 2014

Page 1 of 6

www.mstworld.com



Circuit Paul Ricard

Circuit Length: 3.841 km / 2.387 miles

FIA EUROPEAN TOURING CAR CUP

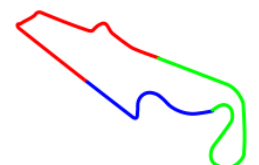
RACE 2 - SECTOR ANALYSIS

9 Christian FISCHER (CHE)								BMW E90 320 si					S20		
LAP	SECTOR 1		SECTOR 2		SECTOR 3		TOTAL LAP	LAP	SECTOR 1		SECTOR 2		SECTOR 3		TOTAL LAP
1	1:01.111	-	42.621	-	30.839	157.6	2:14.570	8	45.756	172.2	41.425	-	29.977	160.0	1:57.158
2	47.549	165.8	42.335	-	30.225	160.0	2:00.109	9	45.741	171.1	42.204	-	29.865	160.2	1:57.810
3	45.907	171.1	41.912	-	30.240	158.8	1:58.059	10	45.257	172.2	41.144	-	29.960	160.4	1:56.361
4	45.653	170.3	41.923	-	30.245	158.1	1:57.821	11	45.417	171.4	41.534	-	29.779	161.1	1:56.730
5	45.385	171.1	41.415	-	29.775	160.2	1:56.575	12	45.437	172.5	41.458	-	30.060	160.2	1:56.955
6	45.398	168.7	41.457	-	29.850	159.7	1:56.705	13	45.270	172.2	41.347	-	30.066	160.2	1:56.683
7	44.956	170.8	40.867	-	29.688	160.4	1:55.511	14	45.762	171.7	41.373	-	30.139	159.0	1:57.274
IDEAL LAP TIME: 1:55.511								FASTEST LAP: 1:55.511					DIFFERENCE: 0.000		

10 Andrina GUGGER (CHE)								Honda Civic FD					S20		
LAP	SECTOR 1		SECTOR 2		SECTOR 3		TOTAL LAP	LAP	SECTOR 1		SECTOR 2		SECTOR 3		TOTAL LAP
1	57.954	-	42.434	-	30.022	164.1	2:10.409	8	44.657	173.3	42.728	-	29.527	163.3	1:56.912
2	46.781	173.6	41.415	-	29.664	163.1	1:57.860	9	44.360	174.7	43.260	-	29.421	163.3	1:57.041
3	45.662	174.4	41.287	-	29.456	163.1	1:56.405	10	44.460	173.0	40.929	-	29.116	163.8	1:54.505
4	45.429	173.6	40.878	-	29.591	163.6	1:55.898	11	44.144	173.0	40.416	-	29.232	163.6	1:53.792
5	44.899	174.7	41.764	-	29.551	163.3	1:56.214	12	44.243	174.1	40.298	-	29.423	162.6	1:53.964
6	45.046	174.7	40.512	-	29.421	163.3	1:54.979	13	44.163	173.3	40.313	-	29.968	145.9	1:54.444
7	44.632	175.0	40.676	-	29.285	164.3	1:54.593	14	49.794	104.4	1:09.979	-	1:36.674	-	3:36.447
IDEAL LAP TIME: 1:53.558								FASTEST LAP: 1:53.792					DIFFERENCE: +0.234		

11 Plamen KRALEV (BGR)								BMW E90 320 si					S20		
LAP	SECTOR 1		SECTOR 2		SECTOR 3		TOTAL LAP	LAP	SECTOR 1		SECTOR 2		SECTOR 3		TOTAL LAP
1	57.850	-	41.740	-	30.556	159.2	2:10.145	8	45.970	167.1	41.000	-	30.123	159.2	1:57.093
2	46.654	169.2	41.127	-	30.304	156.9	1:58.085	9	46.566	167.1	41.233	-	30.083	158.8	1:57.882
3	47.298	170.3	41.259	-	29.982	159.0	1:58.539	10	46.422	167.1	41.142	-	29.986	159.2	1:57.550
4	45.827	168.4	41.227	-	30.315	158.3	1:57.369	11	45.655	168.4	41.208	-	29.857	159.5	1:56.720
5	46.236	167.9	41.309	-	30.192	158.3	1:57.737	12	46.281	168.2	40.971	-	29.728	159.2	1:56.980
6	46.123	167.9	40.840	-	29.938	158.1	1:56.901	13	45.801	167.7	41.557	-	29.769	158.8	1:57.127
7	45.884	167.7	40.411	-	30.071	158.3	1:56.366	14	45.714	167.9	41.477	-	29.951	159.5	1:57.142
IDEAL LAP TIME: 1:55.794								FASTEST LAP: 1:56.366					DIFFERENCE: +0.572		

12 Nikolay KARAMYSHEV (RUS)								Chevrolet Cruze 1.6T					S2T		
LAP	SECTOR 1		SECTOR 2		SECTOR 3		TOTAL LAP	LAP	SECTOR 1		SECTOR 2		SECTOR 3		TOTAL LAP
1	55.102	-	42.008	-	29.901	171.9	2:07.010	8	42.484	183.3	40.856	-	28.994	172.2	1:52.334
2	45.015	183.0	42.130	-	29.343	171.9	1:56.488	9	42.987	183.6	39.870	-	28.625	173.0	1:51.482
3	44.020	183.6	41.748	-	29.277	172.8	1:55.045	10	42.694	183.6	40.290	-	29.158	173.9	1:52.142
4	45.442	183.6	41.055	-	28.921	172.2	1:55.418	11	42.852	183.9	39.649	-	28.343	173.3	1:50.844
5	43.327	184.9	39.933	-	29.177	171.7	1:52.437	12	42.366	185.2	39.541	-	28.867	172.5	1:50.774
6	43.390	183.9	40.568	-	28.404	172.2	1:52.362	13	43.358	184.6	39.766	-	28.801	172.8	1:51.925
7	42.906	184.3	40.880	-	29.017	172.5	1:52.803	14	43.997	182.4	41.181	-	29.648	168.2	1:54.826
IDEAL LAP TIME: 1:50.250								FASTEST LAP: 1:50.774					DIFFERENCE: +0.524		



FIA EUROPEAN TOURING CAR CUP

RACE 2 - SECTOR ANALYSIS

16 Kaan ONDER (TUR)								BMW E90 320 si					S20
LAP	SECTOR 1	SECTOR 2	SECTOR 3	TOTAL LAP		LAP	SECTOR 1	SECTOR 2	SECTOR 3	TOTAL LAP			
1	1:01.371	-	-	-	-	3:37.834	Pit						
IDEAL LAP TIME:				FASTEST LAP:				DIFFERENCE: 0.000					

18 Samuel SLADECKA (SVK)								Alfa Romeo 156 S2000					S20		
LAP	SECTOR 1	SECTOR 2	SECTOR 3	TOTAL LAP		LAP	SECTOR 1	SECTOR 2	SECTOR 3	TOTAL LAP					
1	57.152	-	42.205	-	29.736	161.4	2:09.092	8	45.940	176.1	40.319	-	29.553	162.6	1:55.812
2	46.198	174.4	41.257	-	30.319	162.6	1:57.774	9	44.686	172.2	40.530	-	29.766	158.8	1:54.982
3	45.972	173.0	40.216	-	29.372	162.4	1:55.560	10	44.519	178.2	40.914	-	29.616	161.9	1:55.049
4	44.491	173.9	41.131	-	29.658	161.1	1:55.280	11	45.373	178.5	40.688	-	30.658	158.1	1:56.719
5	45.412	175.3	39.521	-	28.975	161.4	1:53.908	12	44.576	176.4	40.099	-	29.105	163.3	1:53.780
6	44.721	177.9	40.039	-	29.338	163.1	1:54.098	13	44.448	175.3	40.838	-	29.495	162.1	1:54.781
7	44.295	175.6	39.763	-	29.627	160.0	1:53.685	14	44.448	175.3	-	-	29.357	161.6	1:55.600
IDEAL LAP TIME: 1:52.791				FASTEST LAP: 1:53.685				DIFFERENCE: +0.894							

20 Michal MATEJOVSKY (CZE)								BMW E90 320 si					S20			
LAP	SECTOR 1	SECTOR 2	SECTOR 3	TOTAL LAP		LAP	SECTOR 1	SECTOR 2	SECTOR 3	TOTAL LAP						
1	53.792	-	41.492	-	30.165	160.4	2:05.448	8	44.727	174.1	40.849	-	29.991	157.8	1:55.567	
2	45.209	173.6	40.745	-	29.607	161.4	1:55.561	9	44.768	175.0	42.110	-	29.653	160.2	1:56.531	
3	45.269	174.4	40.708	-	30.741	157.8	1:56.718	10	44.530	174.7	41.319	-	29.593	159.7	1:55.442	
4	47.849	152.7	49.365	-	IN	-	2:17.640	Pit	11	45.598	196.3	41.226	-	29.460	161.1	1:56.284
5	OUT	173.3	40.605	-	29.502	160.2	4:07.382	12	44.613	173.9	40.809	-	29.357	160.9	1:54.779	
6	44.865	174.7	42.165	-	29.858	162.1	1:56.888	13	45.311	172.8	41.863	-	31.206	119.3	1:58.380	
7	44.657	173.3	41.056	-	29.566	160.2	1:55.279									
IDEAL LAP TIME: 1:54.492				FASTEST LAP: 1:54.779				DIFFERENCE: +0.287								

22 Petr FULIN (CZE)								BMW E90 320 si					S20		
LAP	SECTOR 1	SECTOR 2	SECTOR 3	TOTAL LAP		LAP	SECTOR 1	SECTOR 2	SECTOR 3	TOTAL LAP					
1	52.754	-	41.435	-	29.908	161.9	2:04.096	8	43.954	173.9	41.276	-	29.247	165.1	1:54.477
2	44.908	174.4	40.476	-	30.760	162.1	1:56.144	9	43.861	175.8	40.048	-	29.374	163.6	1:53.283
3	44.379	174.4	40.184	-	29.479	161.6	1:54.042	10	43.692	175.8	40.071	-	29.131	163.8	1:52.894
4	44.230	173.3	40.391	-	29.876	158.3	1:54.497	11	43.594	175.3	39.821	-	29.243	163.8	1:52.658
5	44.194	174.7	39.937	-	29.169	162.6	1:53.300	12	43.913	175.3	39.886	-	29.209	163.3	1:53.008
6	44.112	174.7	39.812	-	29.204	162.6	1:53.128	13	43.751	175.8	39.818	-	29.244	163.8	1:52.813
7	44.785	176.4	40.604	-	29.477	163.1	1:54.866	14	43.734	175.0	41.022	-	30.412	163.1	1:55.168
IDEAL LAP TIME: 1:52.537				FASTEST LAP: 1:52.658				DIFFERENCE: +0.121							

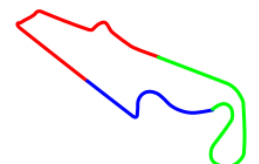


Weather/Track: Cloud 11°C / Wet 13°C

Printed - 12:20 Sunday, 20 April 2014

Page 3 of 6

www.mstworld.com



Circuit Paul Ricard

Circuit Length: 3.841 km / 2.387 miles

FIA EUROPEAN TOURING CAR CUP

RACE 2 - SECTOR ANALYSIS

27 Mikhail GRACHEV (RUS)					BMW E90 320 TC					S2T					
LAP	SECTOR 1		SECTOR 2		SECTOR 3		TOTAL LAP	LAP	SECTOR 1		SECTOR 2		SECTOR 3		TOTAL LAP
1	1:00.037	-	42.609	-	30.477	165.8	2:13.122	8	44.916	175.0	41.747	-	31.962	150.0	1:58.625
2	47.119	173.0	42.834	-	30.281	165.3	2:00.234	9	49.332	161.1	46.025	-	32.897	142.4	2:08.254
3	45.768	176.1	42.615	-	30.036	166.9	1:58.419	10	50.204	144.0	48.527	-	32.912	154.9	2:11.643
4	46.378	173.9	43.116	-	30.167	167.4	1:59.661	11	48.490	157.8	46.990	-	33.299	141.3	2:08.779
5	46.114	174.4	42.420	-	29.851	167.7	1:58.385	12	49.679	148.3	46.163	-	36.773	143.2	2:12.615
6	44.851	177.0	41.966	-	30.073	167.1	1:56.890	13	53.554	149.3	46.702	-	36.610	117.6	2:16.866
7	44.813	175.0	42.264	-	31.023	167.7	1:58.100								
IDEAL LAP TIME: 1:56.411					FASTEST LAP: 1:56.890					DIFFERENCE: +0.479					

33 Ulrike KRAFFT (DEU)					Ford Fiesta 1.6 16V					S16					
LAP	SECTOR 1		SECTOR 2		SECTOR 3		TOTAL LAP	LAP	SECTOR 1		SECTOR 2		SECTOR 3		TOTAL LAP
1	1:05.534	-	47.051	-	32.927	143.4	2:25.511	8	50.159	153.1	47.362	-	33.952	143.6	2:11.473
2	50.133	153.8	46.207	-	33.713	140.4	2:10.053	9	51.548	146.3	46.463	-	32.787	141.1	2:10.798
3	50.273	153.1	46.539	-	34.132	143.2	2:10.944	10	51.665	153.4	45.894	-	33.200	140.4	2:10.759
4	49.398	152.9	46.010	-	32.739	143.0	2:08.147	11	52.248	151.4	46.731	-	33.541	140.6	2:12.520
5	50.167	152.9	46.322	-	32.758	141.7	2:09.247	12	50.404	150.8	46.576	-	33.560	139.1	2:10.540
6	49.905	153.6	46.401	-	32.923	141.7	2:09.229	13	50.247	154.2	45.838	-	33.267	137.7	2:09.352
7	50.194	152.9	46.729	-	33.673	142.4	2:10.596								
IDEAL LAP TIME: 2:07.975					FASTEST LAP: 2:08.147					DIFFERENCE: +0.172					

34 Patrick WOLF (CHE)					Ford Fiesta 1.6 16V					S16					
LAP	SECTOR 1		SECTOR 2		SECTOR 3		TOTAL LAP	LAP	SECTOR 1		SECTOR 2		SECTOR 3		TOTAL LAP
1	1:07.980	-	50.604	-	35.147	138.2	2:33.730	7	50.828	151.0	47.466	-	33.093	140.8	2:11.387
2	52.233	150.6	47.006	-	34.374	139.7	2:13.613	8	50.807	150.0	46.200	-	34.022	137.4	2:11.029
3	51.363	150.6	47.426	-	34.001	138.4	2:12.790	9	50.685	148.9	46.536	-	33.995	137.9	2:11.216
4	51.159	150.4	47.046	-	35.085	140.4	2:13.290	10	51.324	148.5	46.256	-	34.765	137.9	2:12.345
5	51.498	150.4	46.500	-	33.245	139.5	2:11.243	11	51.347	151.4	46.142	-	33.786	137.5	2:11.275
6	51.576	150.4	48.011	-	34.296	137.0	2:13.883	12	52.104	149.7	45.217	-	33.737	139.5	2:11.058
IDEAL LAP TIME: 2:08.995					FASTEST LAP: 2:11.029					DIFFERENCE: +2.034					

35 Christian KRANENBERG (DEU)					Ford Fiesta 1.6 16V					S16					
LAP	SECTOR 1		SECTOR 2		SECTOR 3		TOTAL LAP	LAP	SECTOR 1		SECTOR 2		SECTOR 3		TOTAL LAP
1	1:06.499	-	46.845	-	33.519	139.3	2:26.862	7	50.855	149.5	47.456	-	33.364	136.7	2:11.675
2	50.828	147.5	47.304	-	33.595	137.4	2:11.727	8	52.296	147.7	47.212	-	33.714	138.6	2:13.222
3	51.142	147.5	47.088	-	33.304	138.4	2:11.534	9	51.949	145.5	46.664	-	33.448	136.8	2:12.061
4	50.612	147.5	46.432	-	33.233	137.2	2:10.277	10	50.902	148.7	47.094	-	33.262	138.8	2:11.258
5	51.388	147.9	46.738	-	33.341	138.8	2:11.467	11	52.161	146.7	47.741	-	33.599	137.9	2:13.501
6	50.538	144.7	46.800	-	33.116	138.8	2:10.454	12	52.676	141.5	47.318	-	34.585	138.2	2:14.579
IDEAL LAP TIME: 2:10.086					FASTEST LAP: 2:10.277					DIFFERENCE: +0.191					

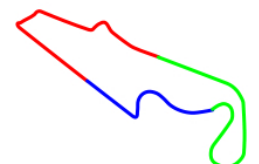


Weather/Track: Cloud 11°C / Wet 13°C

Printed - 12:20 Sunday, 20 April 2014

Page 4 of 6

www.mstworld.com



Circuit Paul Ricard

Circuit Length: 3.841 km / 2.387 miles

FIA EUROPEAN TOURING CAR CUP

RACE 2 - SECTOR ANALYSIS

36 Erwin LUKAS (DEU)							Ford Fiesta 1.6 16V					S16			
LAP	SECTOR 1		SECTOR 2		SECTOR 3		TOTAL LAP	LAP	SECTOR 1		SECTOR 2		SECTOR 3		TOTAL LAP
1	1:04.976	-	49.626	-	34.894	133.1	2:29.495	7	53.500	148.5	46.639	-	33.481	136.5	2:13.620
2	52.836	146.7	46.990	-	34.353	132.6	2:14.179	8	52.659	147.5	46.629	-	33.753	137.7	2:13.041
3	52.529	146.1	46.893	-	33.814	135.3	2:13.236	9	51.596	148.7	46.570	-	33.506	138.1	2:11.672
4	51.979	147.9	46.813	-	33.500	135.1	2:12.292	10	51.690	148.5	46.044	-	33.761	138.8	2:11.495
5	52.359	138.6	47.217	-	33.488	135.0	2:13.064	11	52.010	149.1	45.683	-	33.814	137.0	2:11.507
6	52.365	147.1	47.079	-	33.701	136.8	2:13.145	12	51.880	150.2	46.031	-	33.395	138.2	2:11.306
IDEAL LAP TIME: 2:10.674							FASTEST LAP: 2:11.306					DIFFERENCE: +0.632			

39 Ksenia NIKS (UKR)							Ford Fiesta 1.6 16V					S16			
LAP	SECTOR 1		SECTOR 2		SECTOR 3		TOTAL LAP	LAP	SECTOR 1		SECTOR 2		SECTOR 3		TOTAL LAP
1	1:08.815	-	49.209	-	33.916	137.0	2:31.939	7	51.235	151.0	47.409	-	33.627	137.4	2:12.271
2	51.919	148.7	47.674	-	33.973	137.4	2:13.566	8	51.924	146.9	47.406	-	33.066	138.8	2:12.396
3	52.179	150.2	47.118	-	33.910	137.0	2:13.207	9	50.615	150.0	47.029	-	35.126	134.6	2:12.770
4	51.313	146.5	47.214	-	35.640	137.5	2:14.167	10	50.860	148.9	46.056	-	34.007	130.4	2:10.923
5	52.681	150.4	47.015	-	33.571	137.5	2:13.267	11	51.210	149.5	45.391	-	33.619	137.5	2:10.220
6	50.976	150.2	48.203	-	34.282	139.1	2:13.461	12	52.463	149.1	46.356	-	45.792	133.3	2:24.611
IDEAL LAP TIME: 2:09.072							FASTEST LAP: 2:10.220					DIFFERENCE: +1.148			

56 Aku PELLINEN (FIN)							SEAT Leon Copa					SMT			
LAP	SECTOR 1		SECTOR 2		SECTOR 3		TOTAL LAP	LAP	SECTOR 1		SECTOR 2		SECTOR 3		TOTAL LAP
1	1:02.484	-	41.603	-	30.488	162.6	2:14.574	8	44.781	177.3	48.865	-	29.484	162.1	2:03.130
2	45.738	171.1	39.846	-	29.056	161.6	1:54.640	9	44.013	175.6	39.160	-	29.240	162.1	1:52.413
3	44.952	172.2	39.961	-	28.952	164.1	1:53.865	10	43.945	175.8	39.559	-	29.533	164.1	1:53.037
4	43.859	175.6	40.627	-	29.673	160.4	1:54.159	11	45.475	176.4	40.032	-	30.025	162.4	1:55.532
5	43.889	177.6	39.563	-	29.983	180.6	1:53.435	12	44.159	175.6	39.291	-	28.477	164.1	1:51.927
6	44.152	176.4	40.057	-	29.001	164.1	1:53.210	13	44.255	178.5	40.097	-	29.022	164.6	1:53.374
7	43.750	175.8	39.434	-	29.972	162.8	1:53.156	14	44.327	175.6	39.618	-	29.097	161.4	1:53.042
IDEAL LAP TIME: 1:51.387							FASTEST LAP: 1:51.927					DIFFERENCE: +0.540			

57 Mikhail MALEEV (RUS)							SEAT Leon Copa					SMT			
LAP	SECTOR 1		SECTOR 2		SECTOR 3		TOTAL LAP	LAP	SECTOR 1		SECTOR 2		SECTOR 3		TOTAL LAP
1	54.500	-	41.189	-	30.108	161.6	2:05.796	7	43.947	172.5	39.899	-	30.359	159.2	1:54.205
2	45.608	171.1	40.708	-	29.608	160.9	1:55.924	8	45.448	172.2	41.868	-	29.489	162.8	1:56.805
3	44.887	173.0	40.581	-	30.227	157.8	1:55.695	9	44.623	175.0	43.635	-	30.472	155.1	1:58.730
4	46.384	170.8	41.073	-	30.199	160.9	1:57.656	10	43.616	173.6	39.441	-	29.524	162.1	1:52.581
5	44.064	171.4	40.499	-	29.556	159.7	1:54.119	11	44.549	173.3	41.986	-	29.898	157.4	1:56.433
6	44.520	172.2	40.999	-	29.929	160.9	1:55.448								
IDEAL LAP TIME: 1:52.546							FASTEST LAP: 1:52.581					DIFFERENCE: +0.035			

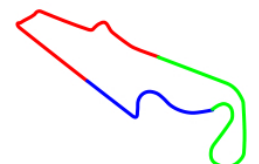


Weather/Track: Cloud 11°C / Wet 13°C

Printed - 12:20 Sunday, 20 April 2014

Page 5 of 6

www.mstworld.com



Circuit Paul Ricard

Circuit Length: 3.841 km / 2.387 miles

FIA EUROPEAN TOURING CAR CUP

RACE 2 - SECTOR ANALYSIS

58 Sergi RYABOV (RUS)								SEAT Leon Copa					SMT			
LAP	SECTOR 1		SECTOR 2		SECTOR 3		TOTAL LAP	LAP	SECTOR 1		SECTOR 2		SECTOR 3		TOTAL LAP	
1	1:09.843	-	56.865	-	30.317	160.2	2:37.024	8	44.145	173.6	40.716	-	29.322	161.1	1:54.183	
2	56.807	167.7	41.304	-	29.738	158.5	2:07.849	9	43.820	174.1	41.115	-	29.347	162.1	1:54.282	
3	45.378	169.5	41.733	-	29.913	159.0	1:57.024	10	44.597	172.5	40.921	-	29.570	161.6	1:55.088	
4	45.230	171.7	51.174	-	42.082	161.1	2:18.486	11	44.319	174.4	40.788	-	30.039	157.2	1:55.146	
5	46.547	170.0	41.790	-	29.683	160.7	1:58.020	12	46.031	173.3	41.016	-	29.811	160.2	1:56.858	
6	44.691	172.8	41.380	-	30.184	161.6	1:56.255	13	44.586	172.8	40.680	-	29.924	157.8	1:55.190	
7	44.398	173.0	40.857	-	29.238	161.6	1:54.493	14	44.631	173.3	41.018	-	29.701	162.1	1:55.350	
IDEAL LAP TIME: 1:53.738								FASTEST LAP: 1:54.183					DIFFERENCE: +0.445			

59 Dmitry BRAGIN (RUS)								SEAT Leon Copa					SMT			
LAP	SECTOR 1		SECTOR 2		SECTOR 3		TOTAL LAP	LAP	SECTOR 1		SECTOR 2		SECTOR 3		TOTAL LAP	
1	1:09.707	-	45.870	-	IN	-	3:59.465 Pit									
IDEAL LAP TIME:								FASTEST LAP:					DIFFERENCE: 0.000			

60 Vladimir NIKOLAEV (RUS)								SEAT Leon Copa					SMT			
LAP	SECTOR 1		SECTOR 2		SECTOR 3		TOTAL LAP	LAP	SECTOR 1		SECTOR 2		SECTOR 3		TOTAL LAP	
1	1:01.867	-	44.335	-	31.593	159.0	2:17.794	8	45.226	162.4	43.225	-	30.503	160.7	1:58.954	
2	46.617	164.8	44.706	-	31.414	160.9	2:02.737	9	45.465	167.1	42.481	-	30.217	160.0	1:58.163	
3	47.177	160.9	44.290	-	31.272	160.7	2:02.739	10	46.231	167.7	44.945	-	30.502	160.9	2:01.678	
4	46.456	160.2	43.511	-	30.978	160.7	2:00.945	11	47.180	166.6	44.451	-	31.713	159.2	2:03.344	
5	45.751	165.1	42.636	-	31.134	158.8	1:59.521	12	46.565	166.4	43.309	-	31.713	159.5	2:01.587	
6	45.550	161.6	41.729	-	30.353	160.7	1:57.632	13	46.975	157.8	42.642	-	30.326	159.5	1:59.943	
7	45.446	167.1	43.791	-	30.743	159.7	1:59.980	14	46.103	168.4	44.982	-	30.226	158.5	2:01.311	
IDEAL LAP TIME: 1:57.172								FASTEST LAP: 1:57.632					DIFFERENCE: +0.460			

66 Ronny JOST (CHE)								SEAT Leon Copa					SMT			
LAP	SECTOR 1		SECTOR 2		SECTOR 3		TOTAL LAP	LAP	SECTOR 1		SECTOR 2		SECTOR 3		TOTAL LAP	
1	53.431	-	41.341	-	29.993	160.2	2:04.764	8	44.362	173.0	41.967	-	29.472	161.1	1:55.801	
2	46.472	154.5	44.787	-	30.240	162.6	2:01.499	9	44.332	172.2	40.150	-	29.333	162.4	1:53.815	
3	44.454	173.3	41.029	-	29.510	162.4	1:54.993	10	44.029	173.9	40.936	-	29.120	162.6	1:54.085	
4	44.363	173.9	41.514	-	30.270	159.2	1:56.147	11	43.619	175.0	41.043	-	29.413	161.1	1:54.075	
5	46.150	172.5	43.069	-	29.303	160.0	1:58.522	12	45.023	173.0	40.580	-	29.338	163.1	1:54.941	
6	44.276	173.9	41.030	-	29.522	161.4	1:54.828	13	44.374	173.3	40.427	-	29.123	163.1	1:53.924	
7	44.559	172.5	40.995	-	29.180	162.1	1:54.734	14	44.078	174.4	41.210	-	29.498	162.6	1:54.786	
IDEAL LAP TIME: 1:52.889								FASTEST LAP: 1:53.815					DIFFERENCE: +0.926			

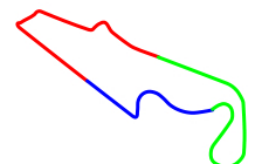


Weather/Track: Cloud 11°C / Wet 13°C

Printed - 12:20 Sunday, 20 April 2014

Page 6 of 6

www.mstworld.com



Circuit Paul Ricard

Circuit Length: 3.841 km / 2.387 miles

FIA EUROPEAN TOURING CAR CUP RACE 2 - BEST SECTOR TIMES

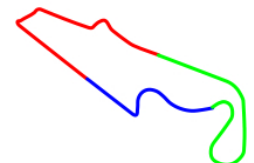
	SECTOR 1			SECTOR 2			SECTOR 3			IDEAL/BEST LAP COMPARISON					
	NO	TIME	LAP	NO	TIME	LAP	NO	TIME	LAP	NO	NAME	IDEAL	BEST	LAP	DIFF
1	12	42.366	12	56	39.160	9	12	28.343	11	12	KARAMYSHEV	1:50.250	1:50.774		+0.524
2	3	42.518	12	57	39.441	10	56	28.477	12	3	SKUZ	1:50.921	1:51.026		+0.105
3	22	43.594	11	18	39.521	5	3	28.619	11	56	PELLINEN	1:51.387	1:51.927		+0.540
4	57	43.616	10	12	39.541	12	18	28.975	5	22	FULIN	1:52.537	1:52.658		+0.121
5	66	43.619	11	3	39.784	12	7	29.110	13	57	MALEEV	1:52.546	1:52.581		+0.035
6	56	43.750	7	22	39.812	6	10	29.116	10	18	SLADECKA	1:52.791	1:53.685		+0.894
7	7	43.817	7	7	39.942	6	66	29.120	10	7	RIKLI	1:52.869	1:53.691		+0.822
8	58	43.820	9	66	40.150	9	22	29.131	10	66	JOST	1:52.889	1:53.815		+0.926
9	10	44.144	11	10	40.298	12	4	29.136	13	10	GUGGER	1:53.558	1:53.792		+0.234
10	18	44.295	7	11	40.411	7	58	29.238	7	58	RYABOV	1:53.738	1:54.183		+0.445
11	8	44.475	4	8	40.481	5	8	29.290	12	8	NAGY	1:54.246	1:54.570		+0.324
12	4	44.514	11	20	40.605	5	20	29.357	12	20	MATEJOVSKY	1:54.492	1:54.779		+0.287
13	20	44.530	10	58	40.680	13	57	29.489	8	4	BITER	1:54.646	1:55.056		+0.410
14	27	44.813	7	9	40.867	7	9	29.688	7	9	FISCHER	1:55.511	1:55.511		0.000
15	9	44.956	7	4	40.996	9	11	29.728	12	11	KRALEV	1:55.794	1:56.366		+0.572
16	60	45.226	8	60	41.729	6	27	29.851	5	27	GRACHEV	1:56.411	1:56.890		+0.479
17	11	45.655	11	27	41.747	8	60	30.217	9	60	NIKOLAEV	1:57.172	1:57.632		+0.460
18	33	49.398	4	34	45.217	12	33	32.739	4	33	KRAFFT	2:07.975	2:08.147		+0.172
19	35	50.538	6	39	45.391	11	39	33.066	8	34	WOLF	2:08.995	2:11.029		+2.034
20	39	50.615	9	36	45.683	11	34	33.093	7	39	NIKS	2:09.072	2:10.220		+1.148
21	34	50.685	9	33	45.838	13	35	33.116	6	35	KRANENBERG	2:10.086	2:10.277		+0.191
22	36	51.596	9	59	45.870	1	36	33.395	12	36	LUKAS	2:10.674	2:11.306		+0.632
23	16	1:01.371	1	35	46.432	4									
24	59	1:07.315	2												

'Perfect Lap' - 1:49.869



Weather/Track: Cloud 11°C / Wet 13°C
Printed - 12:21 Sunday, 20 April 2014

www.mstworld.com



Circuit Paul Ricard
Circuit Length: 3.841 km / 2.387 miles

FIA EUROPEAN TOURING CAR CUP

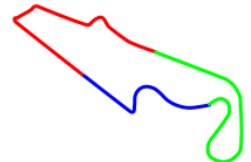
RACE 2 - BEST SECTOR SPEEDS

INTERMEDIATE 1				INTERMEDIATE 2			FINISH LINE					
	NO	NAME	SPEED	LAP	NO	NAME	SPEED	LAP	NO	NAME	SPEED	LAP
1	20	MATEJOVSKY	196.4	11					4	BITER	181.5	12
2	12	KARAMYSHEV	185.2	12					56	PELLINEN	180.6	5
3	3	SKUZ	184.9	6					12	KARAMYSHEV	173.9	10
4	4	BITER	183.4	7					3	SKUZ	172.2	12
5	56	PELLINEN	178.5	13					27	GRACHEV	167.7	7
6	18	SLADECKA	178.5	11					22	FULIN	165.1	8
7	27	GRACHEV	177.1	6					10	GUGGER	164.4	7
8	22	FULIN	176.5	7					7	RIKLI	164.1	10
9	7	RIKLI	175.3	6					18	SLADECKA	163.4	12
10	66	JOST	175.0	11					66	JOST	163.1	13
11	57	MALEEV	175.0	9					57	MALEEV	162.9	8
12	10	GUGGER	175.0	7					58	RYABOV	162.2	14
13	58	RYABOV	174.5	11					20	MATEJOVSKY	162.2	6
14	9	FISCHER	172.5	12					9	FISCHER	161.2	11
15	8	NAGY	171.4	6					60	NIKOLAEV	160.9	10
16	11	KRALEV	170.3	3					8	NAGY	160.7	14
17	60	NIKOLAEV	168.5	14					11	KRALEV	159.5	14
18	33	KRAFFT	154.3	13					33	KRAFFT	143.6	8
19	34	WOLF	151.5	11					34	WOLF	140.8	7
20	39	NIKS	151.0	7					35	KRANENBERG	139.3	1
21	36	LUKAS	150.2	12					39	NIKS	139.2	6
22	35	KRANENBERG	149.6	7					36	LUKAS	138.8	10



Weather/Track: Cloud 11°C / Wet 13°C
 Printed - 12:21 Sunday, 20 April 2014

www.mstworld.com



Circuit Paul Ricard
 Circuit Length: 3.841 km / 2.387 miles

FIA EUROPEAN TOURING CAR CUP

RACE 2 - RACE HISTORY CHART

LAP 1			LAP 2			LAP 3			LAP 4			LAP 5		
NO	BEHIND	LAP TIME	NO	BEHIND	LAP TIME	NO	BEHIND	LAP TIME	NO	BEHIND	LAP TIME	NO	BEHIND	LAP TIME
8		2:03.303	8		1:56.898	22		1:54.042	22		1:54.497	22		1:53.300
22	0.793	2:04.096	22	0.039	1:56.144	8	2.067	1:56.148	8	2.324	1:54.754	3	1.416	1:52.071
66	1.461	2:04.764	20	0.808	1:55.561	57	3.133	1:55.695	3	2.645	1:53.385	8	4.023	1:54.999
20	2.145	2:05.448	57	1.519	1:55.924	20	3.445	1:56.718	12	5.182	1:55.418	12	4.319	1:52.437
57	2.493	2:05.796	12	3.297	1:56.488	3	3.757	1:53.976	57	6.292	1:57.656	57	7.111	1:54.119
7	3.244	2:06.547	3	3.862	1:56.667	12	4.261	1:55.045	7	6.931	1:55.772	7	8.133	1:54.502
12	3.707	2:07.010	7	5.066	1:58.720	7	5.656	1:54.671	56	8.459	1:54.159	56	8.594	1:53.435
3	4.093	2:07.396	66	6.062	2:01.499	66	6.974	1:54.993	66	8.624	1:56.147	18	9.535	1:53.908
18	5.789	2:09.092	18	6.665	1:57.774	18	8.144	1:55.560	18	8.927	1:55.280	66	13.846	1:58.522
11	6.842	2:10.145	11	8.029	1:58.085	56	8.797	1:53.865	10	11.793	1:55.898	10	14.707	1:56.214
10	7.106	2:10.409	10	8.068	1:57.860	10	10.392	1:56.405	11	15.359	1:57.369	11	19.796	1:57.737
27	9.819	2:13.122	56	9.013	1:54.640	11	12.487	1:58.539	9	21.780	1:57.821	9	25.055	1:56.575
9	11.267	2:14.570	27	13.155	2:00.234	27	17.493	1:58.419	27	22.657	1:59.661	27	27.742	1:58.385
56	11.271	2:14.574	9	14.478	2:00.109	9	18.456	1:58.059	4	22.987	1:57.494	4	28.461	1:58.774
60	14.491	2:17.794	4	17.157	1:58.931	4	19.990	1:56.914	20	26.588	2:17.640 P	60	41.657	1:59.521
4	15.124	2:18.427	60	20.330	2:02.737	60	28.988	2:02.739	60	35.436	2:00.945	58	1:16.324	1:58.020
33	22.208	2:25.511	33	35.363	2:10.053	58	47.615	1:57.024	33	1:05.876	2:08.147	33	1:21.823	2:09.247
35	23.559	2:26.862	35	38.388	2:11.727	33	52.226	2:10.944	58	1:11.604	2:18.486	35	1:29.788	2:11.467
36	26.192	2:29.495	36	43.473	2:14.179	35	55.841	2:11.534	35	1:11.621	2:10.277	36	1:40.187	2:13.064
39	28.636	2:31.939	58	44.672	2:07.849	36	1:02.628	2:13.236	36	1:20.423	2:12.292	34	1:42.587	2:11.243
34	30.427	2:33.730	39	45.304	2:13.566	39	1:04.430	2:13.207	39	1:24.100	2:14.167	39	1:44.067	2:13.267
58	33.721	2:37.024	34	47.142	2:13.613	34	1:05.851	2:12.790	34	1:24.644	2:13.290			
16	1:34.531	3:37.834 P												
59	1:56.162	3:59.465 P												

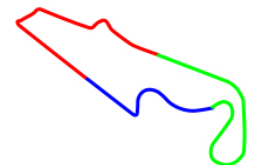


Weather/Track: Cloud 11°C / Wet 13°C

Printed - 12:20 Sunday, 20 April 2014

Page 1 of 3

www.mstworld.com



Circuit Paul Ricard

Circuit Length: 3.841 km / 2.387 miles

FIA EUROPEAN TOURING CAR CUP

RACE 2 - RACE HISTORY CHART

LAP 6			LAP 7			LAP 8			LAP 9			LAP 10		
NO	BEHIND	LAP TIME	NO	BEHIND	LAP TIME	NO	BEHIND	LAP TIME	NO	BEHIND	LAP TIME	NO	BEHIND	LAP TIME
22		1:53.128	3		1:53.613	3		1:51.985	3		1:52.516	3		1:51.859
3	0.324	1:52.036	22	0.929	1:54.866	33	1 Lap	2:10.596	12	1.734	1:51.482	12	2.017	1:52.142
12	3.553	1:52.362	12	2.419	1:52.803	12	2.768	1:52.334	22	4.188	1:53.283	22	5.223	1:52.894
8	6.037	1:55.142	36	1 Lap	2:13.145	22	3.421	1:54.477	8	15.299	1:54.957	7	17.981	1:54.029
56	8.676	1:53.210	8	7.618	1:55.518	8	12.858	1:57.225	7	15.811	1:54.584	8	19.421	1:55.981
57	9.431	1:55.448	56	7.895	1:53.156	35	1 Lap	2:11.675	18	16.546	1:54.982	18	19.736	1:55.049
7	9.960	1:54.955	34	1 Lap	2:13.883	7	13.743	1:56.014	56	18.937	1:52.413	56	20.115	1:53.037
18	10.505	1:54.098	57	9.699	1:54.205	18	14.080	1:55.812	57	20.733	1:58.730	57	21.455	1:52.581
66	15.546	1:54.828	7	9.714	1:53.691	57	14.519	1:56.805	66	21.458	1:53.815	66	23.684	1:54.085
10	16.558	1:54.979	18	10.253	1:53.685	56	19.040	2:03.130	33	1 Lap	2:11.473	10	29.312	1:54.505
11	23.569	1:56.901	39	1 Lap	2:13.461	66	20.159	1:55.801	10	26.666	1:57.041	33	1 Lap	2:10.798
9	28.632	1:56.705	66	16.343	1:54.734	10	22.141	1:56.912	35	1 Lap	2:13.222	11	42.163	1:57.550
27	31.504	1:56.890	10	17.214	1:54.593	36	1 Lap	2:13.620	11	36.472	1:57.882	9	45.175	1:56.361
4	32.126	1:56.793	11	25.998	1:56.366	34	1 Lap	2:11.387	9	40.673	1:57.810	4	48.634	1:56.086
60	46.161	1:57.632	9	30.206	1:55.511	39	1 Lap	2:12.271	4	44.407	1:55.596	35	1 Lap	2:12.061
20	1 Lap	4:07.382	27	35.667	1:58.100	11	31.106	1:57.093	34	1 Lap	2:11.029	20	1 Lap	1:56.531
58	1:19.451	1:56.255	4	35.956	1:57.767	9	35.379	1:57.158	36	1 Lap	2:13.041	34	1 Lap	2:11.216
33	1:37.924	2:09.229	20	1 Lap	1:56.888	4	41.327	1:57.356	39	1 Lap	2:12.396	36	1 Lap	2:11.672
35	1:47.114	2:10.454	60	52.204	1:59.980	27	42.307	1:58.625	20	1 Lap	1:55.567	39	1 Lap	2:12.770
			58	1:20.007	1:54.493	20	1 Lap	1:55.279	27	58.045	2:08.254	60	1:14.639	2:01.678
						60	59.173	1:58.954	60	1:04.820	1:58.163	27	1:17.829	2:11.643
						58	1:22.205	1:54.183	58	1:23.971	1:54.282	58	1:27.200	1:55.088

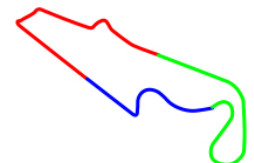


Weather/Track: Cloud 11°C / Wet 13°C

Printed - 12:20 Sunday, 20 April 2014

Page 2 of 3

www.mstworld.com



Circuit Paul Ricard

Circuit Length: 3.841 km / 2.387 miles

FIA EUROPEAN TOURING CAR CUP

RACE 2 - RACE HISTORY CHART

LAP 11			LAP 12			LAP 13			LAP 14		
NO	BEHIND	LAP TIME	NO	BEHIND	LAP TIME	NO	BEHIND	LAP TIME	NO	BEHIND	LAP TIME
3		1:51.659	3		1:51.026	3		1:52.329	3		1:55.025
12	1.202	1:50.844	12	0.950	1:50.774	12	0.546	1:51.925	12	0.347	1:54.826
22	6.222	1:52.658	22	8.204	1:53.008	27	1 Lap	2:12.615	35	2 Laps	2:14.579
7	21.091	1:54.769	7	23.817	1:53.752	22	8.688	1:52.813	22	8.831	1:55.168
8	23.314	1:55.552	56	24.889	1:51.927	7	25.550	1:54.062	34	2 Laps	2:11.058
56	23.988	1:55.532	8	26.902	1:54.614	56	25.934	1:53.374	36	2 Laps	2:11.306
18	24.796	1:56.719	18	27.550	1:53.780	8	29.143	1:54.570	56	23.951	1:53.042
66	26.100	1:54.075	66	30.015	1:54.941	18	30.002	1:54.781	27	1 Lap	2:16.866
57	26.229	1:56.433	10	34.383	1:53.964	66	31.610	1:53.924	7	26.074	1:55.549
10	31.445	1:53.792	11	53.178	1:56.980	10	36.498	1:54.444	39	2 Laps	2:24.611
11	47.224	1:56.720	9	56.175	1:56.955	11	57.976	1:57.127	8	28.880	1:54.762
9	50.246	1:56.730	4	59.064	1:58.059	9	1:00.529	1:56.683	18	30.577	1:55.600
4	52.031	1:55.056	20	1 Lap	1:56.284	4	1:02.461	1:55.726	66	31.371	1:54.786
33	1 Lap	2:10.759	33	1 Lap	2:12.520	20	1 Lap	1:54.779	11	1:00.093	1:57.142
20	1 Lap	1:55.442	35	1 Lap	2:13.501	33	1 Lap	2:10.540	9	1:02.778	1:57.274
35	1 Lap	2:11.258	58	1:36.519	1:56.858	58	1:39.380	1:55.190	4	1:03.508	1:56.072
60	1:26.324	2:03.344	60	1:36.885	2:01.587	60	1:44.499	1:59.943	20	1 Lap	1:58.380
34	1 Lap	2:12.345	34	1 Lap	2:11.275				58	1:39.705	1:55.350
36	1 Lap	2:11.495	36	1 Lap	2:11.507				60	1:50.785	2:01.311
58	1:30.687	1:55.146	39	1 Lap	2:10.220				33	1 Lap	2:09.352
39	1 Lap	2:10.923							10	2:17.920	3:36.447
27	1:34.949	2:08.779									

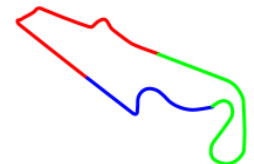


Weather/Track: Cloud 11°C / Wet 13°C

Printed - 12:20 Sunday, 20 April 2014

Page 3 of 3

www.mstworld.com



Circuit Paul Ricard

Circuit Length: 3.841 km / 2.387 miles

