



ROUNDS 19 & 20

SHANGHAI INTERNATIONAL CIRCUIT

10 - 12 OCTOBER 2014



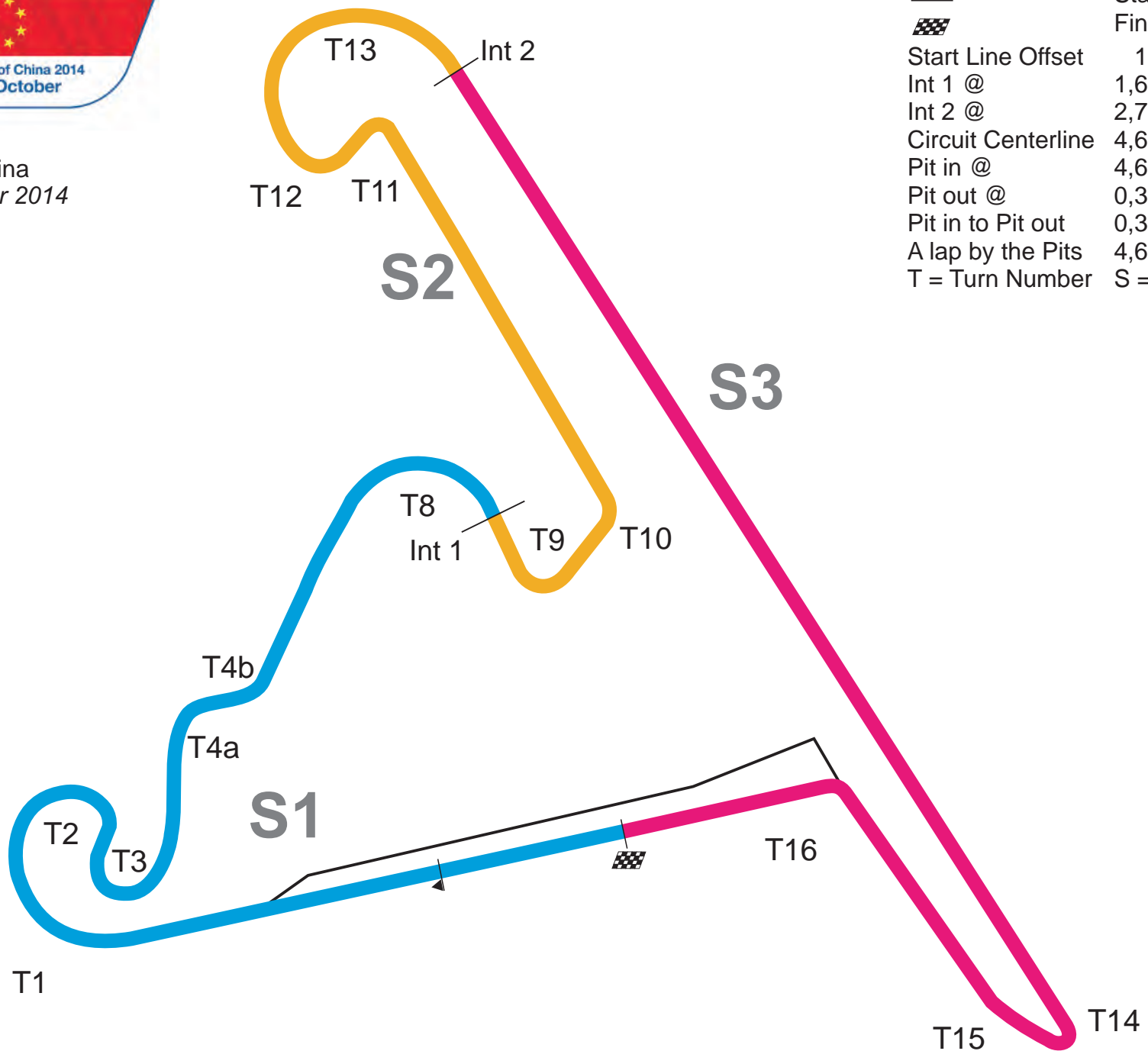
Timing & Results by MST SYSTEMS Ltd.
www.mstworld.com

© MST SYSTEMS Ltd. 2014

The Haysfield, Spring Lane North, Malvern, Worcestershire, WR14 1GF
Tel: +44 (0) 1684 560614 Fax: +44 (0) 1684 560624 email: motorsport@mstworld.com



Shanghai, China
10 - 12th October 2014



FIA WORLD TOURING CAR CHAMPIONSHIP TESTING - CLASSIFICATION

NO	CL	DRIVER	NAT	CAR	TIME	ON	LAPS	GAP	DIFF	KM/H
1	37	TC1 Jose Maria LOPEZ	ARG	Citroen C-Elysee WTCC	1:50.396	10	11			150.10
2	1	TC1 Yvan MULLER	FRA	Citroen C-Elysee WTCC	1:50.595	10	13	0.199	0.199	149.83
3	5	TC1 Norbert MICHELISZ	HUN	Honda Civic WTCC	1:50.750	9	12	0.354	0.155	149.62
4	9	TC1 Sebastien LOEB	FRA	Citroen C-Elysee WTCC	1:50.901	2	12	0.505	0.151	149.41
5	2	TC1 Gabriele TARQUINI	ITA	Honda Civic WTCC	1:51.097	10	11	0.701	0.196	149.15
6	33	TC1 MA Qing Hua	CHN	Citroen C-Elysee WTCC	1:51.131	7	13	0.735	0.034	149.11
7	25	TC1 Mehdi BENNANI	MAR	Honda Civic WTCC	1:51.354	10	13	0.958	0.223	148.81
8	18	TC1 Tiago MONTEIRO	PRT	Honda Civic WTCC	1:51.544	10	12	1.148	0.190	148.55
9	7	TC1 Hugo VALENTE	FRA	Chevrolet RML Cruze TC1	1:51.978	6	12	1.582	0.434	147.98
10	3	TC1 Tom CHILTON	GBR	Chevrolet RML Cruze TC1	1:52.433	9	10	2.037	0.455	147.38
11	11	TC1 James THOMPSON	GBR	Lada Granta 1.6T	1:52.514	10	12	2.118	0.081	147.27
12	12	TC1 Rob HUFF	GBR	Lada Granta 1.6T	1:52.516	11	13	2.120	0.002	147.27
13	14	TC1 Mikhail KOZLOVSKIY	RUS	Lada Granta 1.6T	1:52.990	8	12	2.594	0.474	146.65
14	10	TC1 Gianni MORBIDELLI	ITA	Chevrolet RML Cruze TC1	1:53.006	10	11	2.610	0.016	146.63
15	4	TC1 Tom CORONEL	NLD	Chevrolet RML Cruze TC1	1:53.329	9	14	2.933	0.323	146.21
16	77	TC1 Rene MUNNICH	DEU	Chevrolet RML Cruze TC1	1:56.758	6	9	6.362	3.429	141.92
17	6	TC2 Franz ENGSTLER	DEU	BMW E90 320 TC	1:57.904	9	12	7.508	1.146	140.54
18	27	TC2 John FILIPPI	FRA	SEAT Leon WTCC	1:58.805	9	13	8.409	0.901	139.47
19	26	TC2 Filipe DE SOUZA	MAC	BMW E90 320 TC	2:03.545	9	11	13.149	4.740	134.12
20	38	TC2 William LOK	HKG	SEAT Leon WTCC	2:03.601	10	12	13.205	0.056	134.06
21	98	TC1 Dusan BORKOVIC	SRB	Chevrolet RML Cruze TC1			1			

Weather/Track: Cloud 23C / Dry 27C

Shanghai International Circuit
Circuit Length: 4.603 km / 2.860 miles
Start: 10:50 Flag: 11:20

Race Director	Steward:	Timekeeper	Posted at:
---------------	----------	------------	------------

www.mstworld.com

Printed -11:25 Friday, 10 October 2014



FIA WORLD TOURING CAR CHAMPIONSHIP TESTING - SECTOR ANALYSIS

1 Yvan MULLER (FRA)										Citroen C-Elysee WTCC					TC1
LAP	SECTOR 1		SECTOR 2		SECTOR 3		TOTAL LAP	LAP	SECTOR 1		SECTOR 2		SECTOR 3		TOTAL LAP
1	-	-	-	-	2:14.192	-	2:14.192	8	43.473	120.3	29.883	-	IN	-	2:07.444 Pit
2	-	-	-	-	-	-	1:50.895	9	OUT	96.8	35.139	-	41.407	188.8	4:47.436
3	-	-	-	-	-	-	1:56.124	10	43.123	115.9	29.181	-	38.291	188.8	1:50.595
4	-	-	-	-	-	-	2:08.538 Pit	11	43.098	125.0	29.569	-	38.384	188.4	1:51.051
5	OUT	120.8	32.822	-	42.139	187.5	6:03.806	12	48.167	103.1	30.303	-	38.413	188.8	1:56.883
6	45.930	110.4	30.932	-	38.482	188.1	1:55.344	13	43.323	113.9	29.870	-	IN	-	2:06.017 Pit
7	44.501	121.5	30.024	-	38.531	188.4	1:53.056								
IDEAL LAP TIME: 1:50.570							FASTEST LAP: 1:50.595					DIFFERENCE: +0.025			

2 Gabriele TARQUINI (ITA)										Honda Civic WTCC					TC1
LAP	SECTOR 1		SECTOR 2		SECTOR 3		TOTAL LAP	LAP	SECTOR 1		SECTOR 2		SECTOR 3		TOTAL LAP
1	OUT	106.2	31.439	-	IN	-	2:16.190 Pit	7	43.617	119.7	29.987	-	38.795	185.5	1:52.399
2	OUT	113.8	29.726	-	41.627	184.6	4:47.978	8	45.507	117.1	30.482	-	IN	-	2:05.670 Pit
3	43.136	120.6	29.456	-	38.983	184.9	1:51.575	9	OUT	101.4	33.821	-	40.737	186.5	5:35.116
4	43.689	118.0	29.733	-	38.779	183.9	1:52.201	10	42.987	118.1	29.416	-	38.694	185.8	1:51.097
5	43.925	114.9	30.047	-	IN	-	2:02.425 Pit	11	49.064	103.8	32.593	-	IN	-	2:12.266 Pit
6	OUT	115.0	30.081	-	38.765	185.8	5:52.645								
IDEAL LAP TIME: 1:51.097							FASTEST LAP: 1:51.097					DIFFERENCE: 0.000			

3 Tom CHILTON (GBR)										Chevrolet RML Cruze TC1					TC1
LAP	SECTOR 1		SECTOR 2		SECTOR 3		TOTAL LAP	LAP	SECTOR 1		SECTOR 2		SECTOR 3		TOTAL LAP
1	OUT	-	34.998	-	IN	-	2:43.957 Pit	6	44.434	105.7	32.722	-	IN	-	2:15.167 Pit
2	OUT	96.2	34.325	-	42.632	180.0	4:34.892	7	OUT	102.2	32.156	-	40.907	181.5	9:47.256
3	43.989	113.9	29.904	-	39.823	180.9	1:53.716	8	43.432	119.8	29.289	-	39.713	181.5	1:52.434
4	43.801	116.2	29.849	-	39.772	180.9	1:53.422	9	43.502	120.8	29.516	-	39.415	180.3	1:52.433
5	43.712	116.9	30.106	-	39.734	180.3	1:53.552	10	49.039	92.1	33.767	-	IN	-	2:20.268 Pit
IDEAL LAP TIME: 1:52.136							FASTEST LAP: 1:52.433					DIFFERENCE: +0.297			



FIA WORLD TOURING CAR CHAMPIONSHIP TESTING - SECTOR ANALYSIS

4 Tom CORONEL (NLD)										Chevrolet RML Cruze TC1					TC1						
LAP	SECTOR 1			SECTOR 2			SECTOR 3			TOTAL LAP	LAP	SECTOR 1			SECTOR 2			SECTOR 3			TOTAL LAP
1	OUT	92.8	34.411	-	IN	-	2:39.781	Pit		8	OUT	103.1	33.383	-	42.389	178.5	5:23.247				
2	OUT	111.7	32.869	-	41.283	178.5	4:17.798			9	43.751	114.7	29.743	-	39.835	179.4	1:53.329				
3	44.390	117.3	29.937	-	40.192	178.2	1:54.519			10	43.726	118.7	29.920	-	39.788	177.9	1:53.434				
4	44.109	116.5	30.069	-	39.727	178.5	1:53.905			11	43.808	126.5	30.214	-	39.847	179.4	1:53.869				
5	44.117	115.0	32.472	-	40.169	180.3	1:56.758			12	44.184	110.3	30.312	-	39.862	177.9	1:54.358				
6	44.125	117.3	30.504	-	39.893	178.5	1:54.522			13	44.290	106.0	30.611	-	39.993	178.8	1:54.894				
7	45.478	120.3	31.611	-	IN	-	2:10.319	Pit		14	44.354	115.7	31.175	-	IN	-	2:09.793	Pit			
IDEAL LAP TIME: 1:53.196										FASTEST LAP: 1:53.329					DIFFERENCE: +0.133						

5 Norbert MICHELISZ (HUN)										Honda Civic WTCC					TC1						
LAP	SECTOR 1			SECTOR 2			SECTOR 3			TOTAL LAP	LAP	SECTOR 1			SECTOR 2			SECTOR 3			TOTAL LAP
1	OUT	102.3	30.866	-	IN	-	2:23.460	Pit		7	OUT	103.5	30.519	-	IN	-	9:17.949	Pit			
2	OUT	105.1	29.792	-	39.545	186.2	2:57.430			8	OUT	108.6	31.035	-	40.434	187.1	3:27.594				
3	43.739	106.3	29.523	-	39.185	184.6	1:52.447			9	43.295	114.9	29.131	-	38.324	187.5	1:50.750				
4	43.344	127.1	29.695	-	38.892	186.2	1:51.931			10	45.732	100.3	31.566	-	40.123	186.5	1:57.421				
5	43.926	108.4	29.784	-	38.779	185.8	1:52.489			11	43.226	116.0	29.537	-	38.720	186.8	1:51.483				
6	45.469	107.0	31.239	-	IN	-	2:07.201	Pit		12	47.983	104.7	31.494	-	IN	-	2:11.680	Pit			
IDEAL LAP TIME: 1:50.681										FASTEST LAP: 1:50.750					DIFFERENCE: +0.069						

6 Franz ENGSTLER (DEU)										BMW E90 320 TC					TC2						
LAP	SECTOR 1			SECTOR 2			SECTOR 3			TOTAL LAP	LAP	SECTOR 1			SECTOR 2			SECTOR 3			TOTAL LAP
1	OUT	105.6	32.617	-	42.729	172.2	2:47.743			7	46.844	111.4	32.374	-	IN	-	2:21.996	Pit			
2	49.323	98.6	31.406	-	IN	-	2:19.079	Pit		8	OUT	110.0	33.170	-	41.789	173.9	6:41.254				
3	OUT	105.8	31.524	-	42.001	173.9	3:31.902			9	45.988	105.6	31.180	-	40.736	175.6	1:57.904				
4	46.134	107.0	31.702	-	40.640	173.9	1:58.476			10	46.166	114.2	31.596	-	42.366	174.4	2:00.128				
5	46.749	101.6	31.645	-	43.614	173.9	2:02.008			11	47.841	101.7	32.658	-	42.130	174.4	2:02.629				
6	46.534	102.6	32.115	-	41.205	171.7	1:59.854			12	46.723	108.6	31.665	-	IN	-	2:17.730	Pit			
IDEAL LAP TIME: 1:57.808										FASTEST LAP: 1:57.904					DIFFERENCE: +0.096						



FIA WORLD TOURING CAR CHAMPIONSHIP TESTING - SECTOR ANALYSIS

7 Hugo VALENTE (FRA)										Chevrolet RML Cruze TC1					TC1						
LAP	SECTOR 1			SECTOR 2			SECTOR 3			TOTAL LAP	LAP	SECTOR 1			SECTOR 2			SECTOR 3			TOTAL LAP
1	OUT	91.7	34.094	-	IN	-	2:45.729	Pit		7	43.348	110.6	30.005	-	39.103	183.0	1:52.456				
2	OUT	96.7	33.107	-	41.943	181.8	3:46.571			8	43.849	113.9	30.877	-	IN	-	2:04.911	Pit			
3	44.177	113.9	30.233	-	39.450	181.8	1:53.860			9	OUT	108.8	31.943	-	42.837	184.3	4:27.446				
4	43.938	113.2	30.157	-	IN	-	2:05.476	Pit		10	43.209	110.0	29.657	-	40.763	183.0	1:53.629				
5	OUT	102.2	31.695	-	42.326	183.0	5:28.000			11	43.606	112.2	30.427	-	39.032	183.9	1:53.065				
6	43.664	114.8	29.600	-	38.714	184.3	1:51.978			12	52.702	102.6	34.621	-	IN	-	2:26.365	Pit			
IDEAL LAP TIME: 1:51.523										FASTEST LAP: 1:51.978					DIFFERENCE: +0.455						

9 Sebastien LOEB (FRA)										Citroen C-Elysee WTCC					TC1						
LAP	SECTOR 1			SECTOR 2			SECTOR 3			TOTAL LAP	LAP	SECTOR 1			SECTOR 2			SECTOR 3			TOTAL LAP
1	OUT	87.9	38.512	-	48.092	186.5	2:42.363			7	43.790	128.5	30.768	-	IN	-	2:06.333	Pit			
2	42.741	120.0	29.724	-	38.436	187.8	1:50.901			8	OUT	114.0	34.196	-	41.567	186.5	6:53.357				
3	43.077	126.3	29.955	-	38.673	187.8	1:51.705			9	43.118	104.9	29.555	-	38.888	187.1	1:51.561				
4	43.310	122.0	30.185	-	38.806	186.2	1:52.301			10	43.225	118.6	29.836	-	38.702	188.4	1:51.763				
5	43.588	120.8	30.328	-	38.847	185.5	1:52.763			11	43.382	111.5	30.046	-	IN	-	1:59.022	Pit			
6	43.917	115.8	30.425	-	38.896	186.8	1:53.238			12	OUT	115.0	31.501	-	IN	-	4:00.787	Pit			
IDEAL LAP TIME: 1:50.732										FASTEST LAP: 1:50.901					DIFFERENCE: +0.169						

10 Gianni MORBIDELLI (ITA)										Chevrolet RML Cruze TC1					TC1						
LAP	SECTOR 1			SECTOR 2			SECTOR 3			TOTAL LAP	LAP	SECTOR 1			SECTOR 2			SECTOR 3			TOTAL LAP
1	OUT	90.9	34.265	-	IN	-	2:41.730	Pit		7	44.740	113.3	30.218	-	39.873	182.4	1:54.831				
2	OUT	94.1	32.678	-	41.805	180.9	4:16.807			8	44.614	120.9	30.466	-	IN	-	2:04.121	Pit			
3	44.304	113.5	29.911	-	39.773	181.5	1:53.988			9	OUT	106.6	32.468	-	42.904	181.5	5:41.769				
4	44.551	116.0	30.221	-	39.545	183.6	1:54.317			10	43.931	113.4	29.701	-	39.374	182.4	1:53.006				
5	58.680	110.7	30.629	-	IN	-	2:20.121	Pit		11	46.209	113.8	30.721	-	IN	-	2:04.970	Pit			
6	OUT	107.2	31.266	-	40.438	180.6	6:28.691														
IDEAL LAP TIME: 1:53.006										FASTEST LAP: 1:53.006					DIFFERENCE: 0.000						



FIA WORLD TOURING CAR CHAMPIONSHIP TESTING - SECTOR ANALYSIS

11 James THOMPSON (GBR)					Lada Granta 1.6T					TC1
LAP	SECTOR 1	SECTOR 2	SECTOR 3	TOTAL LAP	LAP	SECTOR 1	SECTOR 2	SECTOR 3	TOTAL LAP	
1	OUT	89.4	33.240	-	44.220	179.1	2:24.124			
2	47.446	97.8	31.524	-	IN	-	2:23.056	Pit		
3	OUT	96.5	30.559	-	59.055	183.0	4:49.474			
4	44.203	110.0	29.961	-	39.506	184.3	1:53.670			
5	44.319	107.6	30.864	-	IN	-	2:07.299	Pit		
6	OUT	100.9	31.476	-	40.224	182.7	5:16.195			
7	43.994	109.1	29.772	-	39.491	183.0	1:53.257			
8	43.870	111.0	30.159	-	IN	-	2:04.004	Pit		
9	OUT	100.1	39.709	-	44.190	183.6	4:30.473			
10	43.500	119.0	29.809	-	39.205	183.6	1:52.514			
11	43.616	114.7	30.106	-	39.455	183.0	1:53.177			
12	50.027	96.9	33.125	-	IN	-	2:19.892	Pit		
IDEAL LAP TIME: 1:52.477					FASTEST LAP: 1:52.514					DIFFERENCE: +0.037

12 Rob HUFF (GBR)					Lada Granta 1.6T					TC1
LAP	SECTOR 1	SECTOR 2	SECTOR 3	TOTAL LAP	LAP	SECTOR 1	SECTOR 2	SECTOR 3	TOTAL LAP	
1	OUT	84.5	34.955	-	45.950	160.9	3:02.427			
2	50.898	98.2	34.692	-	42.901	180.0	2:08.491			
3	45.166	109.0	30.106	-	40.793	180.0	1:56.065			
4	44.253	110.1	30.204	-	39.804	181.2	1:54.261			
5	44.395	112.1	30.470	-	39.666	180.9	1:54.531			
6	44.512	115.0	30.756	-	IN	-	2:05.607	Pit		
7	OUT	96.1	33.994	-	40.720	181.2	5:33.830			
8	43.935	113.2	29.666	-	39.357	181.5	1:52.958			
9	43.889	114.8	29.896	-	IN	-	2:04.472	Pit		
10	OUT	98.2	37.624	-	46.480	181.5	4:47.583			
11	43.576	120.4	29.687	-	39.253	182.1	1:52.516			
12	43.693	116.2	29.855	-	39.307	183.9	1:52.855			
13	49.079	106.5	32.668	-	IN	-	2:16.325	Pit		
IDEAL LAP TIME: 1:52.495					FASTEST LAP: 1:52.516					DIFFERENCE: +0.021

14 Mikhail KOZLOVSKIY (RUS)					Lada Granta 1.6T					TC1
LAP	SECTOR 1	SECTOR 2	SECTOR 3	TOTAL LAP	LAP	SECTOR 1	SECTOR 2	SECTOR 3	TOTAL LAP	
1	OUT	98.5	31.133	-	41.992	180.0	2:15.175			
2	44.824	112.4	30.160	-	39.615	182.7	1:54.599			
3	44.636	111.4	30.288	-	IN	-	2:07.548	Pit		
4	OUT	122.4	32.520	-	40.472	183.6	5:40.697			
5	44.255	119.0	30.021	-	39.226	184.6	1:53.502			
6	3:24.033	95.1	33.943	-	IN	-	4:49.730	Pit		
7	OUT	106.5	32.424	-	40.443	183.6	5:16.905			
8	44.037	115.3	29.480	-	39.473	185.2	1:52.990			
9	44.223	111.0	30.282	-	39.475	183.9	1:53.980			
10	44.480	102.3	30.302	-	39.426	182.4	1:54.208			
11	44.712	109.5	30.837	-	39.642	180.6	1:55.191			
12	45.028	107.8	31.017	-	IN	-	2:09.342	Pit		
IDEAL LAP TIME: 1:52.743					FASTEST LAP: 1:52.990					DIFFERENCE: +0.247



Weather/Track: Cloud 23C / Dry 27C

Page 4 of 7

www.mstworld.com



Shanghai International Circuit
Circuit Length: 4.603 km / 2.860 miles
Printed - 11:33 Friday, 10 October 2014

FIA WORLD TOURING CAR CHAMPIONSHIP TESTING - SECTOR ANALYSIS

18 Tiago MONTEIRO (PRT)										Honda Civic WTCC					TC1						
LAP	SECTOR 1			SECTOR 2			SECTOR 3			TOTAL LAP	LAP	SECTOR 1			SECTOR 2			SECTOR 3			TOTAL LAP
1	OUT	105.8	31.159	-	IN	-	2:18.495	Pit		7	43.448	117.3	29.791	-	39.102	185.2	1:52.341				
2	OUT	110.4	32.950	-	39.300	186.5	3:41.098			8	43.866	113.6	30.051	-	IN	-	2:01.242	Pit			
3	43.294	116.2	29.718	-	38.728	185.8	1:51.740			9	OUT	105.7	31.306	-	42.081	186.2	5:56.097				
4	43.500	116.5	29.955	-	IN	-	1:58.897	Pit		10	42.976	118.8	29.892	-	38.676	185.8	1:51.544				
5	OUT	92.6	31.321	-	39.530	186.8	4:31.106			11	43.585	114.5	30.030	-	38.688	186.2	1:52.303				
6	44.386	111.4	31.198	-	40.351	185.5	1:55.935			12	45.774	112.5	31.282	-	IN	-	2:12.343	Pit			
IDEAL LAP TIME: 1:51.370										FASTEST LAP: 1:51.544					DIFFERENCE: +0.174						

25 Mehdi BENNANI (MAR)										Honda Civic WTCC					TC1						
LAP	SECTOR 1			SECTOR 2			SECTOR 3			TOTAL LAP	LAP	SECTOR 1			SECTOR 2			SECTOR 3			TOTAL LAP
1	OUT	88.2	30.760	-	40.787	185.5	2:12.960			8	43.891	104.3	30.183	-	IN	-	2:01.760	Pit			
2	43.342	110.8	29.388	-	38.981	186.2	1:51.711			9	OUT	97.5	32.137	-	41.669	185.5	5:17.590				
3	44.385	106.5	29.635	-	39.073	186.5	1:53.093			10	43.307	106.0	29.345	-	38.702	187.8	1:51.354				
4	43.626	114.3	29.937	-	39.138	185.8	1:52.701			11	47.304	104.0	31.625	-	39.428	186.8	1:58.357				
5	43.828	106.5	31.209	-	IN	-	2:02.048	Pit		12	43.626	107.7	29.772	-	38.903	186.5	1:52.301				
6	OUT	94.5	31.074	-	41.070	184.9	6:26.025			13	52.040	85.6	34.622	-	IN	-	2:21.678	Pit			
7	43.950	109.1	29.730	-	39.147	186.2	1:52.827														
IDEAL LAP TIME: 1:51.354										FASTEST LAP: 1:51.354					DIFFERENCE: 0.000						

26 Filipe DE SOUZA (MAC)										BMW E90 320 TC					TC2						
LAP	SECTOR 1			SECTOR 2			SECTOR 3			TOTAL LAP	LAP	SECTOR 1			SECTOR 2			SECTOR 3			TOTAL LAP
1	OUT	87.8	40.499	-	IN	-	3:18.493	Pit		7	49.608	103.0	34.224	-	IN	-	2:19.383	Pit			
2	OUT	95.2	35.220	-	46.861	167.7	3:50.685			8	OUT	105.0	35.428	-	42.272	172.2	3:52.277				
3	50.926	115.3	35.910	-	42.998	171.1	2:09.834			9	48.660	103.3	33.000	-	41.885	174.1	2:03.545				
4	49.064	105.9	33.260	-	42.374	171.4	2:04.698			10	48.443	101.9	33.242	-	43.356	172.8	2:05.041				
5	49.111	102.7	34.252	-	41.859	172.8	2:05.222			11	49.602	102.5	33.242	-	IN	-	2:18.117	Pit			
6	49.052	107.5	33.133	-	41.776	172.5	2:03.961														
IDEAL LAP TIME: 2:03.219										FASTEST LAP: 2:03.545					DIFFERENCE: +0.326						



FIA WORLD TOURING CAR CHAMPIONSHIP TESTING - SECTOR ANALYSIS

27 John FILIPPI (FRA)		SEAT Leon WTCC									TC2				
LAP	SECTOR 1		SECTOR 2		SECTOR 3		TOTAL LAP	LAP	SECTOR 1		SECTOR 2		SECTOR 3		TOTAL LAP
1	OUT	-	37.072	-	45.987	169.5	3:00.855	8	OUT	108.6	31.274	-	41.475	175.0	5:19.965
2	48.715	107.6	31.746	-	43.019	172.5	2:03.480	9	46.222	113.9	31.377	-	41.206	176.7	1:58.805
3	52.493	100.8	32.587	-	43.410	172.8	2:08.490	10	46.231	107.7	31.406	-	41.177	175.6	1:58.814
4	47.837	97.1	32.753	-	IN	-	2:16.653 Pit	11	46.087	109.6	31.765	-	41.443	173.9	1:59.295
5	OUT	104.4	31.542	-	41.573	176.4	4:05.535	12	48.027	108.9	31.797	-	41.145	175.3	2:00.969
6	46.574	107.6	31.345	-	41.247	174.4	1:59.166	13	47.464	105.6	32.168	-	IN	-	2:14.690 Pit
7	48.873	107.4	32.154	-	IN	-	2:12.988 Pit								
IDEAL LAP TIME: 1:58.506							FASTEST LAP: 1:58.805				DIFFERENCE: +0.299				

33 MA Qing Hua (CHN)		Citroen C-Elysee WTCC									TC1				
LAP	SECTOR 1		SECTOR 2		SECTOR 3		TOTAL LAP	LAP	SECTOR 1		SECTOR 2		SECTOR 3		TOTAL LAP
1	52.228	101.0	32.133	-	40.252	-	2:04.613	8	43.291	125.3	29.798	-	IN	-	1:59.439 Pit
2	42.807	114.5	29.836	-	38.752	185.8	1:51.395	9	OUT	111.7	31.655	-	39.758	188.1	4:41.644
3	43.781	116.8	29.852	-	38.713	187.8	1:52.346	10	43.147	126.0	29.779	-	38.654	186.8	1:51.580
4	43.443	113.0	30.065	-	38.824	-	1:52.332	11	43.641	122.5	30.104	-	38.658	186.2	1:52.403
5	43.453	120.2	30.366	-	IN	-	1:59.276 Pit	12	44.229	120.9	29.985	-	38.567	-	1:52.781
6	OUT	102.1	32.451	-	40.038	-	7:09.782	13	43.625	121.7	30.366	-	IN	-	2:05.123 Pit
7	43.393	124.6	29.481	-	38.257	187.8	1:51.131								
IDEAL LAP TIME: 1:50.545							FASTEST LAP: 1:51.131				DIFFERENCE: +0.586				

37 Jose Maria LOPEZ (ARG)		Citroen C-Elysee WTCC									TC1				
LAP	SECTOR 1		SECTOR 2		SECTOR 3		TOTAL LAP	LAP	SECTOR 1		SECTOR 2		SECTOR 3		TOTAL LAP
1	OUT	104.0	32.019	-	38.959	186.5	2:50.776	7	44.218	112.4	30.148	-	38.452	188.1	1:52.818
2	43.283	113.8	30.011	-	41.191	187.1	1:54.485	8	43.460	120.6	30.206	-	IN	-	2:11.522 Pit
3	43.183	121.9	30.142	-	38.529	186.8	1:51.854	9	OUT	102.5	32.422	-	40.750	188.8	6:08.846
4	43.746	110.1	30.180	-	38.650	186.5	1:52.576	10	42.662	122.2	29.527	-	38.207	-	1:50.396
5	43.758	110.2	30.428	-	IN	-	2:06.915 Pit	11	46.086	110.8	29.966	-	IN	-	2:06.965 Pit
6	OUT	109.4	30.165	-	38.970	188.4	7:37.968								
IDEAL LAP TIME: 1:50.396							FASTEST LAP: 1:50.396				DIFFERENCE: 0.000				



FIA WORLD TOURING CAR CHAMPIONSHIP TESTING - SECTOR ANALYSIS

38 William LOK (HKG)		SEAT Leon WTCC										TC2						
LAP	SECTOR 1	SECTOR 2	SECTOR 3	TOTAL LAP	LAP	SECTOR 1	SECTOR 2	SECTOR 3	TOTAL LAP									
1	OUT	-	44.330	-	43.074	165.3	3:23.615			7	48.378	113.1	33.937	-	43.445	168.7	2:05.760	
2	51.150	112.9	35.396	-	IN	-	2:27.883	Pit		8	50.429	110.8	34.714	-	IN	-	2:46.021	Pit
3	OUT	112.4	34.254	-	42.333	169.8	4:43.265			9	OUT	105.8	33.845	-	42.472	168.2	4:47.511	
4	47.855	108.9	36.319	-	42.577	170.6	2:06.751			10	47.722	111.3	33.138	-	42.741	170.8	2:03.601	
5	49.129	111.0	32.940	-	43.151	171.7	2:05.220			11	48.042	105.8	35.737	-	42.268	170.0	2:06.047	
6	49.774	107.7	34.227	-	42.417	170.0	2:06.418			12	47.769	106.2	33.022	-	IN	-	2:18.970	Pit
IDEAL LAP TIME: 2:02.930				FASTEST LAP: 2:03.601				DIFFERENCE: +0.671										

77 Rene MUNNICH (DEU)		Chevrolet RML Cruze TC1										TC1						
LAP	SECTOR 1	SECTOR 2	SECTOR 3	TOTAL LAP	LAP	SECTOR 1	SECTOR 2	SECTOR 3	TOTAL LAP									
1	OUT	103.5	33.232	-	IN	-	2:47.356	Pit		6	45.810	109.2	30.740	-	40.208	183.3	1:56.758	
2	OUT	106.2	31.976	-	41.190	177.9	3:53.200			7	47.424	108.1	33.044	-	IN	-	2:11.303	Pit
3	45.772	102.3	30.669	-	40.654	180.3	1:57.095			8	OUT	106.8	31.332	-	45.766	183.3	4:35.642	
4	46.169	102.6	30.735	-	IN	-	2:09.618	Pit		9	45.808	109.7	31.657	-	IN	-	2:12.528	Pit
5	OUT	106.6	30.615	-	40.676	180.6	5:54.264											
IDEAL LAP TIME: 1:56.595				FASTEST LAP: 1:56.758				DIFFERENCE: +0.163										

98 Dusan BORKOVIC (SRB)		Chevrolet RML Cruze TC1										TC1
LAP	SECTOR 1	SECTOR 2	SECTOR 3	TOTAL LAP	LAP	SECTOR 1	SECTOR 2	SECTOR 3	TOTAL LAP			
1	OUT	-	48.643	-	IN	-	3:37.613	Pit				
IDEAL LAP TIME:				FASTEST LAP:				DIFFERENCE: 0.000				



FIA WORLD TOURING CAR CHAMPIONSHIP TESTING - BEST SECTOR SPEEDS

	INTERMEDIATE 1			INTERMEDIATE 2			FINISH LINE					
	NO	NAME	SPEED	LAP	NO	NAME	SPEED	LAP	NO	NAME	SPEED	LAP
1	9	LOEB	128.5	7					1	MULLER	188.8	12
2	5	MICHELISZ	127.1	4					37	LOPEZ	188.8	9
3	4	CORONEL	126.5	11					9	LOEB	188.4	10
4	33	MA	126.0	10					33	MA	188.1	9
5	1	MULLER	125.0	11					25	BENNANI	187.8	10
6	14	KOZLOVSKIY	122.4	4					5	MICHELISZ	187.5	9
7	37	LOPEZ	122.2	10					18	MONTEIRO	186.8	5
8	10	MORBIDELLI	120.9	8					2	TARQUINI	186.5	9
9	3	CHILTON	120.8	9					14	KOZLOVSKIY	185.2	8
10	2	TARQUINI	120.6	3					7	VALENTE	184.3	9
11	12	HUFF	120.4	11					11	THOMPSON	184.3	4
12	11	THOMPSON	119.0	10					12	HUFF	183.9	12
13	18	MONTEIRO	118.8	10					10	MORBIDELLI	183.6	4
14	26	DE SOUZA	115.3	3					77	MUNNICH	183.3	8
15	7	VALENTE	114.8	6					3	CHILTON	181.5	8
16	25	BENNANI	114.3	4					4	CORONEL	180.3	5
17	6	ENGSTLER	114.2	10					27	FILIPPI	176.7	9
18	27	FILIPPI	113.9	9					6	ENGSTLER	175.6	9
19	38	LOK	113.1	7					26	DE SOUZA	174.1	9
20	77	MUNNICH	109.7	9					38	LOK	171.7	5



Weather/Track: Cloud 23C / Dry 27C

www.mstworld.com



Shanghai International Circuit
Circuit Length: 4.603 km / 2.860 miles
Printed - 11:33 Friday, 10 October 2014

FIA WORLD TOURING CAR CHAMPIONSHIP TESTING - BEST SECTOR TIMES

	SECTOR 1			SECTOR 2			SECTOR 3			IDEAL/BEST LAP COMPARISON				
	NO	TIME	LAP	NO	TIME	LAP	NO	TIME	LAP	NO NAME	IDEAL	BEST	LAP	DIFF
1	37	42.662	10	5	29.131	9	37	38.207	10	37 LOPEZ	1:50.396	1:50.396	10	0.000
2	9	42.741	2	1	29.181	10	33	38.257	7	33 MA	1:50.545	1:51.131	7	+0.586
3	33	42.807	2	3	29.289	8	1	38.291	10	1 MULLER	1:50.570	1:50.595	10	+0.025
4	18	42.976	10	25	29.345	10	5	38.324	9	5 MICHELISZ	1:50.681	1:50.750	9	+0.069
5	2	42.987	10	2	29.416	10	9	38.436	2	9 LOEB	1:50.732	1:50.901	2	+0.169
6	1	43.098	11	14	29.480	8	18	38.676	10	2 TARQUINI	1:51.097	1:51.097	10	0.000
7	7	43.209	8	33	29.481	7	2	38.694	10	25 BENNANI	1:51.354	1:51.354	10	0.000
8	5	43.226	11	37	29.527	10	25	38.702	10	18 MONTEIRO	1:51.370	1:51.544	10	+0.174
9	25	43.307	10	9	29.555	9	7	38.714	6	7 VALENTE	1:51.523	1:51.978	6	+0.455
10	3	43.432	8	7	29.600	6	11	39.205	10	3 CHILTON	1:52.136	1:52.433	9	+0.297
11	11	43.500	10	12	29.666	8	14	39.226	5	11 THOMPSON	1:52.477	1:52.514	10	+0.037
12	12	43.576	3	10	29.701	10	12	39.253	11	12 HUFF	1:52.495	1:52.516	11	+0.021
13	4	43.726	10	18	29.718	3	10	39.374	10	14 KOZLOVSKIY	1:52.743	1:52.990	8	+0.247
14	10	43.931	10	4	29.743	9	3	39.415	9	10 MORBIDELLI	1:53.006	1:53.006	10	0.000
15	14	44.037	8	11	29.772	7	4	39.727	4	4 CORONEL	1:53.196	1:53.329	9	+0.133
16	77	45.772	3	77	30.615	5	77	40.208	6	77 MUNNICH	1:56.595	1:56.758	6	+0.163
17	6	45.988	9	6	31.180	9	6	40.640	4	6 ENGSTLER	1:57.808	1:57.904	9	+0.096
18	27	46.087	11	27	31.274	8	27	41.145	12	27 FILIPPI	1:58.506	1:58.805	9	+0.299
19	38	47.722	10	38	32.940	5	26	41.776	6	38 LOK	2:02.930	2:03.601	10	+0.671
20	26	48.443	10	26	33.000	9	38	42.268	11	26 DE SOUZA	2:03.219	2:03.545	9	+0.326
21	98	1:41.017	1	98	48.643	1	98	1:07.953	1					

'Perfect Lap' - 1:50.000



Weather/Track: Cloud 23C / Dry 27C

www.mstworld.com



Shanghai International Circuit
Circuit Length: 4.603 km / 2.860 miles
Printed - 11:37 Friday, 10 October 2014

FIA WORLD TOURING CAR CHAMPIONSHIP FREE PRACTICE 1 - CLASSIFICATION

NO	CL	DRIVER	NAT	CAR	TIME	ON	LAPS	GAP	DIFF	KM/H
1	1	TC1 Yvan MULLER	FRA	Citroen C-Elysee WTCC	1:51.060	2	14			149.20
2	2	TC1 Gabriele TARQUINI	ITA	Honda Civic WTCC	1:51.273	3	11	0.213	0.213	148.92
3	37	TC1 Jose Maria LOPEZ	ARG	Citroen C-Elysee WTCC	1:51.326	2	11	0.266	0.053	148.84
4	33	TC1 MA Qing Hua	CHN	Citroen C-Elysee WTCC	1:51.588	3	13	0.528	0.262	148.49
5	18	TC1 Tiago MONTEIRO	PRT	Honda Civic WTCC	1:51.627	3	12	0.567	0.039	148.44
6	9	TC1 Sebastien LOEB	FRA	Citroen C-Elysee WTCC	1:51.771	2	13	0.711	0.144	148.25
7	3	TC1 Tom CHILTON	GBR	Chevrolet RML Cruze TC1	1:51.790	9	11	0.730	0.019	148.23
8	5	TC1 Norbert MICHELISZ	HUN	Honda Civic WTCC	1:51.885	4	11	0.825	0.095	148.10
9	4	TC1 Tom CORONEL	NLD	Chevrolet RML Cruze TC1	1:52.403	2	11	1.343	0.518	147.42
10	25	TC1 Mehdi BENNANI	MAR	Honda Civic WTCC	1:52.610	6	12	1.550	0.207	147.15
11	7	TC1 Hugo VALENTE	FRA	Chevrolet RML Cruze TC1	1:52.864	2	10	1.804	0.254	146.82
12	98	TC1 Dusan BORKOVIC	SRB	Chevrolet RML Cruze TC1	1:53.146	3	11	2.086	0.282	146.45
13	10	TC1 Gianni MORBIDELLI	ITA	Chevrolet RML Cruze TC1	1:53.736	2	10	2.676	0.590	145.69
14	77	TC1 Rene MUNNICH	DEU	Chevrolet RML Cruze TC1	1:53.778	3	14	2.718	0.042	145.64
15	12	TC1 Rob HUFF	GBR	Lada Granta 1.6T	1:53.900	2	12	2.840	0.122	145.48
16	14	TC1 Mikhail KOZLOVSKIY	RUS	Lada Granta 1.6T	1:53.998	7	11	2.938	0.098	145.36
17	11	TC1 James THOMPSON	GBR	Lada Granta 1.6T	1:54.526	10	11	3.466	0.528	144.69
18	6	TC2 Franz ENGSTLER	DEU	BMW E90 320 TC	1:56.804	2	13	5.744	2.278	141.86
19	27	TC2 John FILIPPI	FRA	SEAT Leon WTCC	1:58.043	4	12	6.983	1.239	140.37
20	26	TC2 Filipe DE SOUZA	MAC	BMW E90 320 TC	2:00.464	4	11	9.404	2.421	137.55
21	38	TC2 William LOK	HKG	SEAT Leon WTCC	2:01.481	10	14	10.421	1.017	136.40

For Media Information Purposes - No Regulatory Value.

Shanghai International Circuit
Circuit Length: 4.603 km / 2.860 miles
Start: 8:10 Flag: 8:40

Weather/Track: Bright 22C / Dry 24C

Race Director	Steward:	Timekeeper	Posted at:
---------------	----------	------------	------------

www.mstworld.com

Printed -8:41 Saturday, 11 October 2014



FIA WORLD TOURING CAR CHAMPIONSHIP FREE PRACTICE 1 - SECTOR ANALYSIS

1 Yvan MULLER (FRA)								Citroen C-Elysee WTCC								TC1			
LAP	SECTOR 1			SECTOR 2			SECTOR 3		TOTAL LAP	LAP	SECTOR 1			SECTOR 2			SECTOR 3		TOTAL LAP
1	OUT	104.3	33.732	-	47.017	-	2:22.247		8	43.805	119.3	30.090	-	38.900	186.2	1:52.795			
2	43.311	120.5	29.396	-	38.353	186.5	1:51.060		9	43.949	120.4	30.197	-	38.764	185.2	1:52.910			
3	43.139	119.4	29.537	-	38.663	185.5	1:51.339		10	44.035	118.1	30.284	-	38.960	185.2	1:53.279			
4	43.813	114.4	30.185	-	IN	-	2:00.714	Pit	11	43.919	122.8	30.584	-	38.846	-	1:53.349			
5	OUT	95.8	31.386	-	39.745	184.3	8:35.556		12	44.408	112.4	30.561	-	38.984	184.6	1:53.953			
6	43.790	121.5	29.816	-	39.152	179.4	1:52.758		13	44.205	133.7	30.637	-	39.679	185.5	1:54.521			
7	43.700	120.8	29.996	-	38.611	184.9	1:52.307		14	44.541	111.6	30.548	-	IN	-	2:07.068	Pit		
IDEAL LAP TIME: 1:50.888									FASTEST LAP: 1:51.060									DIFFERENCE: +0.172	

2 Gabriele TARQUINI (ITA)								Honda Civic WTCC								TC1			
LAP	SECTOR 1			SECTOR 2			SECTOR 3		TOTAL LAP	LAP	SECTOR 1			SECTOR 2			SECTOR 3		TOTAL LAP
1	OUT	100.8	31.929	-	41.407	185.2	2:28.109		7	46.535	119.2	31.327	-	IN	-	2:07.668	Pit		
2	43.374	117.7	29.593	-	38.506	186.8	1:51.473		8	OUT	112.9	31.027	-	39.072	185.8	5:22.169			
3	43.183	112.3	29.617	-	38.473	186.8	1:51.273		9	44.148	113.1	32.581	-	39.728	185.5	1:56.457			
4	46.889	113.4	32.919	-	IN	-	2:08.700	Pit	10	43.771	117.1	30.270	-	38.400	186.2	1:52.441			
5	OUT	104.0	32.154	-	42.927	183.9	8:38.340		11	47.489	118.6	31.082	-	IN	-	2:08.299	Pit		
6	43.331	116.6	29.774	-	38.589	185.8	1:51.694												
IDEAL LAP TIME: 1:51.176									FASTEST LAP: 1:51.273									DIFFERENCE: +0.097	

3 Tom CHILTON (GBR)								Chevrolet RML Cruze TC1								TC1			
LAP	SECTOR 1			SECTOR 2			SECTOR 3		TOTAL LAP	LAP	SECTOR 1			SECTOR 2			SECTOR 3		TOTAL LAP
1	OUT	110.2	30.708	-	41.698	182.7	2:40.980		7	45.291	113.9	33.197	-	IN	-	2:14.904	Pit		
2	43.565	121.0	29.695	-	39.158	183.6	1:52.418		8	OUT	108.8	34.227	-	43.133	182.4	8:01.873			
3	43.720	115.2	29.860	-	IN	-	2:06.319	Pit	9	43.398	124.2	29.573	-	38.819	183.3	1:51.790			
4	OUT	100.6	30.424	-	39.605	183.6	6:29.793		10	43.438	118.7	29.774	-	39.312	181.2	1:52.524			
5	43.604	110.2	29.634	-	39.368	181.5	1:52.606		11	46.565	104.0	32.501	-	IN	-	2:16.887	Pit		
6	43.603	119.5	30.075	-	39.118	182.4	1:52.796												
IDEAL LAP TIME: 1:51.790									FASTEST LAP: 1:51.790									DIFFERENCE: 0.000	

FIA WORLD TOURING CAR CHAMPIONSHIP FREE PRACTICE 1 - SECTOR ANALYSIS

4 Tom CORONEL (NLD)					Chevrolet RML Cruze TC1					TC1	
LAP	SECTOR 1	SECTOR 2	SECTOR 3	TOTAL LAP	LAP	SECTOR 1	SECTOR 2	SECTOR 3	TOTAL LAP		
1	OUT	113.8	31.612	-	40.201	181.5	2:43.586				
2	43.524	119.7	29.732	-	39.147	180.0	1:52.403				
3	43.477	120.2	30.027	-	IN	-	2:05.927	Pit			
4	OUT	96.2	32.606	-	39.735	182.4	4:44.668				
5	43.887	113.6	33.380	-	IN	-	2:11.993	Pit			
6	OUT	101.5	33.720	-	46.830	180.3	4:06.463				
IDEAL LAP TIME: 1:52.356					FASTEST LAP: 1:52.403					DIFFERENCE: +0.047	

5 Norbert MICHELISZ (HUN)					Honda Civic WTCC					TC1	
LAP	SECTOR 1	SECTOR 2	SECTOR 3	TOTAL LAP	LAP	SECTOR 1	SECTOR 2	SECTOR 3	TOTAL LAP		
1	OUT	94.7	33.212	-	42.677	185.5	2:37.913				
2	44.248	116.2	29.372	-	38.462	185.8	1:52.082				
3	43.655	111.9	29.566	-	38.784	184.3	1:52.005				
4	43.506	113.6	29.787	-	38.592	186.5	1:51.885				
5	47.883	100.0	32.327	-	IN	-	2:10.142	Pit			
6	OUT	101.1	31.515	-	41.333	185.5	4:16.320				
IDEAL LAP TIME: 1:51.275					FASTEST LAP: 1:51.885					DIFFERENCE: +0.610	

6 Franz ENGSTLER (DEU)					BMW E90 320 TC					TC2	
LAP	SECTOR 1	SECTOR 2	SECTOR 3	TOTAL LAP	LAP	SECTOR 1	SECTOR 2	SECTOR 3	TOTAL LAP		
1	OUT	106.0	39.579	-	53.807	173.9	3:24.437				
2	45.247	113.9	30.903	-	40.654	176.1	1:56.804				
3	45.459	105.8	31.137	-	40.592	174.4	1:57.188				
4	45.510	114.2	31.414	-	40.630	174.4	1:57.554				
5	45.845	102.3	31.845	-	IN	-	2:15.117	Pit			
6	OUT	105.8	32.191	-	42.759	175.0	4:23.787				
7	45.793	112.5	31.195	-	40.295	175.3	1:57.283				
IDEAL LAP TIME: 1:56.445					FASTEST LAP: 1:56.804					DIFFERENCE: +0.359	

FIA WORLD TOURING CAR CHAMPIONSHIP FREE PRACTICE 1 - SECTOR ANALYSIS

7 Hugo VALENTE (FRA)					Chevrolet RML Cruze TC1					TC1	
LAP	SECTOR 1	SECTOR 2	SECTOR 3	TOTAL LAP	LAP	SECTOR 1	SECTOR 2	SECTOR 3	TOTAL LAP		
1	OUT 101.4	34.550 -	51.284 180.3	2:59.622	6	43.647 113.5	30.297 -	38.977 183.3	1:52.921		
2	43.888 113.7	29.878 -	39.098 181.2	1:52.864	7	43.736 116.3	30.389 -	IN -	2:13.592	Pit	
3	43.713 115.5	30.242 -	39.124 182.7	1:53.079	8	OUT 109.1	32.194 -	41.400 182.7	5:41.929		
4	43.407 118.8	30.265 -	IN -	2:08.781	Pit	9	43.714 114.6	30.744 -	39.451 182.1	1:53.909	
5	OUT 94.4	33.621 -	46.361 183.0	8:49.154	10	43.950 112.5	33.371 -	IN -	2:21.689	Pit	
IDEAL LAP TIME: 1:52.262				FASTEST LAP: 1:52.864				DIFFERENCE: +0.602			

9 Sebastien LOEB (FRA)					Citroen C-Elysee WTCC					TC1	
LAP	SECTOR 1	SECTOR 2	SECTOR 3	TOTAL LAP	LAP	SECTOR 1	SECTOR 2	SECTOR 3	TOTAL LAP		
1	OUT 119.0	34.596 -	48.598 184.6	2:25.923	8	44.314 112.5	30.128 -	39.270 184.6	1:53.712		
2	43.175 119.3	29.815 -	38.781 186.2	1:51.771	9	43.683 112.9	30.410 -	39.079 185.2	1:53.172		
3	43.357 113.7	29.781 -	38.938 185.8	1:52.076	10	43.847 128.5	30.500 -	38.978 183.3	1:53.325		
4	43.132 119.3	29.966 -	38.957 185.2	1:52.055	11	44.029 119.4	30.621 -	39.431 185.2	1:54.081		
5	43.657 111.5	30.630 -	39.321 184.9	1:53.608	12	43.694 112.1	30.528 -	39.160 184.3	1:53.382		
6	44.513 115.3	30.395 -	IN -	2:03.906	Pit	13	43.986 111.6	30.552 -	IN -	2:02.708	Pit
7	OUT 115.3	32.821 -	39.894 183.0	9:35.874							
IDEAL LAP TIME: 1:51.694				FASTEST LAP: 1:51.771				DIFFERENCE: +0.077			

10 Gianni MORBIDELLI (ITA)					Chevrolet RML Cruze TC1					TC1	
LAP	SECTOR 1	SECTOR 2	SECTOR 3	TOTAL LAP	LAP	SECTOR 1	SECTOR 2	SECTOR 3	TOTAL LAP		
1	OUT 94.0	33.940 -	41.517 180.0	2:49.837	6	44.628 117.9	30.231 -	40.165 181.2	1:55.024		
2	44.411 116.4	29.833 -	39.492 180.9	1:53.736	7	44.536 111.8	30.178 -	IN -	2:05.074	Pit	
3	44.317 114.6	30.170 -	39.405 181.2	1:53.892	8	OUT 109.8	30.664 -	39.968 181.2	8:54.508		
4	44.400 114.8	30.579 -	IN -	2:03.204	Pit	9	44.694 114.3	30.643 -	39.815 180.6	1:55.152	
5	OUT 105.4	30.829 -	39.972 181.2	8:21.615	10	46.378 108.4	31.646 -	IN -	2:09.967	Pit	
IDEAL LAP TIME: 1:53.555				FASTEST LAP: 1:53.736				DIFFERENCE: +0.181			

11 James THOMPSON (GBR)					Lada Granta 1.6T					TC1	
LAP	SECTOR 1	SECTOR 2	SECTOR 3	TOTAL LAP	LAP	SECTOR 1	SECTOR 2	SECTOR 3	TOTAL LAP		
1	OUT 94.5	32.076 -	53.501 174.7	2:54.796	7	44.609 110.0	30.426 -	IN -	2:11.603	Pit	
2	45.227 108.3	30.426 -	40.245 182.4	1:55.898	8	OUT 106.5	31.893 -	39.776 182.4	6:47.476		
3	44.441 123.7	30.579 -	39.588 182.4	1:54.608	9	46.880 99.2	31.692 -	39.769 181.8	1:58.341		
4	47.682 98.0	33.913 -	IN -	2:12.787	Pit	10	44.224 113.2	30.593 -	39.709 182.1	1:54.526	
5	OUT 106.2	30.823 -	39.701 183.0	5:10.437	11	44.415 110.6	30.770 -	IN -	2:09.754	Pit	
6	44.567 111.9	30.387 -	39.611 182.1	1:54.565							
IDEAL LAP TIME: 1:54.199				FASTEST LAP: 1:54.526				DIFFERENCE: +0.327			



FIA WORLD TOURING CAR CHAMPIONSHIP FREE PRACTICE 1 - SECTOR ANALYSIS

12 Rob HUFF (GBR)					Lada Granta 1.6T					TC1	
LAP	SECTOR 1	SECTOR 2	SECTOR 3	TOTAL LAP	LAP	SECTOR 1	SECTOR 2	SECTOR 3	TOTAL LAP		
1	OUT 121.3	30.627	-	40.651 183.3	2:38.462	7	OUT 101.4	37.514	-	44.221 177.3	6:24.787
2	44.497 113.1	30.025	-	39.378 183.9	1:53.900	8	44.193 116.1	30.306	-	39.652 181.2	1:54.151
3	43.982 116.3	30.148	-	IN -	2:04.029 Pit	9	44.551 117.3	30.439	-	IN -	2:01.264 Pit
4	OUT 103.8	30.988	-	40.620 182.1	4:31.603	10	OUT 111.8	31.028	-	39.660 183.0	3:22.530
5	44.688 116.9	30.359	-	39.560 183.6	1:54.607	11	44.423 111.4	30.534	-	39.473 182.1	1:54.430
6	44.279 117.8	30.493	-	IN -	2:04.179 Pit	12	46.594 107.7	30.783	-	IN -	2:11.871 Pit
IDEAL LAP TIME: 1:53.385					FASTEST LAP: 1:53.900					DIFFERENCE: +0.515	

14 Mikhail KOZLOVSKIY (RUS)					Lada Granta 1.6T					TC1	
LAP	SECTOR 1	SECTOR 2	SECTOR 3	TOTAL LAP	LAP	SECTOR 1	SECTOR 2	SECTOR 3	TOTAL LAP		
1	OUT 93.8	33.104	-	43.869 165.6	2:42.452	7	44.208 109.8	30.343	-	39.447 183.6	1:53.998
2	49.863 102.4	32.714	-	42.168 180.0	2:04.745	8	44.330 113.1	30.366	-	IN -	2:08.812 Pit
3	50.083 104.0	31.957	-	40.754 183.0	2:02.794	9	OUT 113.1	38.846	-	39.932 182.4	8:58.385
4	44.792 116.1	30.339	-	39.567 182.4	1:54.698	10	44.452 112.9	30.155	-	39.394 183.0	1:54.001
5	44.491 116.4	30.414	-	IN -	2:11.531 Pit	11	45.480 88.6	31.436	-	IN -	2:09.440 Pit
6	OUT 110.1	31.131	-	39.862 182.4	4:51.720						
IDEAL LAP TIME: 1:53.757					FASTEST LAP: 1:53.998					DIFFERENCE: +0.241	

18 Tiago MONTEIRO (PRT)					Honda Civic WTCC					TC1	
LAP	SECTOR 1	SECTOR 2	SECTOR 3	TOTAL LAP	LAP	SECTOR 1	SECTOR 2	SECTOR 3	TOTAL LAP		
1	OUT 99.1	32.016	-	42.703 186.5	2:39.687	7	43.754 118.6	30.110	-	IN -	2:01.641 Pit
2	43.540 111.2	30.113	-	38.418 187.1	1:52.071	8	OUT 110.7	30.915	-	40.975 185.5	6:53.493
3	43.427 117.7	29.770	-	38.430 186.5	1:51.627	9	43.879 120.4	30.157	-	38.772 185.5	1:52.808
4	44.566 110.5	30.830	-	IN -	2:01.084 Pit	10	44.686 102.7	31.807	-	39.301 185.5	1:55.794
5	OUT 107.0	30.365	-	42.374 186.2	6:54.262	11	44.314 120.4	30.466	-	39.189 184.3	1:53.969
6	43.394 121.5	30.105	-	38.583 185.8	1:52.082	12	49.174 99.1	31.803	-	IN -	2:11.569 Pit
IDEAL LAP TIME: 1:51.582					FASTEST LAP: 1:51.627					DIFFERENCE: +0.045	



FIA WORLD TOURING CAR CHAMPIONSHIP FREE PRACTICE 1 - SECTOR ANALYSIS

25 Mehdi BENNANI (MAR)										Honda Civic WTCC					TC1						
LAP	SECTOR 1			SECTOR 2			SECTOR 3			TOTAL LAP	LAP	SECTOR 1			SECTOR 2			SECTOR 3			TOTAL LAP
1	OUT	96.9	33.870	-	IN	-	3:00.944	Pit		7	44.507	102.1	30.827	-	IN	-	2:00.878	Pit			
2	OUT	95.8	31.301	-	39.300	184.6	5:15.779			8	OUT	109.0	30.798	-	39.305	185.5	4:22.671				
3	43.603	113.2	29.871	-	39.147	184.9	1:52.621			9	43.888	111.1	30.503	-	39.402	185.5	1:53.793				
4	45.660	96.7	31.615	-	IN	-	2:05.433	Pit		10	43.989	109.4	30.506	-	39.231	185.5	1:53.726				
5	OUT	112.1	30.001	-	39.154	184.3	4:58.882			11	44.280	112.0	30.672	-	39.285	185.5	1:54.237				
6	43.754	113.5	29.942	-	38.914	185.5	1:52.610			12	44.484	103.7	30.710	-	IN	-	2:07.619	Pit			
IDEAL LAP TIME: 1:52.388										FASTEST LAP: 1:52.610					DIFFERENCE: +0.222						

26 Filipe DE SOUZA (MAC)										BMW E90 320 TC					TC2						
LAP	SECTOR 1			SECTOR 2			SECTOR 3			TOTAL LAP	LAP	SECTOR 1			SECTOR 2			SECTOR 3			TOTAL LAP
1	OUT	99.2	38.605	-	54.247	170.8	3:26.828			7	OUT	101.2	33.613	-	41.991	173.0	4:17.824				
2	48.720	105.6	32.560	-	41.841	172.2	2:03.121			8	48.279	106.4	32.305	-	41.741	173.0	2:02.325				
3	47.499	113.1	31.953	-	41.475	173.0	2:00.927			9	47.474	108.7	32.143	-	41.535	173.6	2:01.152				
4	47.465	106.6	31.811	-	41.188	173.6	2:00.464			10	50.784	96.9	35.114	-	41.826	173.3	2:07.724				
5	47.965	103.1	32.042	-	41.620	173.6	2:01.627			11	48.384	95.8	35.013	-	IN	-	2:23.965	Pit			
6	49.607	103.5	33.153	-	IN	-	2:21.948	Pit													
IDEAL LAP TIME: 2:00.464										FASTEST LAP: 2:00.464					DIFFERENCE: 0.000						

27 John FILIPPI (FRA)										SEAT Leon WTCC					TC2						
LAP	SECTOR 1			SECTOR 2			SECTOR 3			TOTAL LAP	LAP	SECTOR 1			SECTOR 2			SECTOR 3			TOTAL LAP
1	OUT	103.3	35.705	-	53.046	170.8	3:17.654			7	45.819	113.0	31.389	-	41.404	173.0	1:58.612				
2	46.701	112.6	31.416	-	41.442	174.1	1:59.559			8	46.515	113.4	31.423	-	IN	-	2:08.976	Pit			
3	45.915	114.3	31.038	-	41.131	174.7	1:58.084			9	OUT	115.5	31.666	-	41.559	174.1	5:38.771				
4	45.845	114.4	31.039	-	41.159	174.7	1:58.043			10	46.642	112.6	31.286	-	40.847	172.2	1:58.775				
5	47.404	110.7	31.282	-	IN	-	2:11.380	Pit		11	46.319	112.9	31.255	-	41.067	173.6	1:58.641				
6	OUT	114.0	33.277	-	41.004	172.5	5:42.592			12	46.555	111.9	31.425	-	IN	-	2:08.236	Pit			
IDEAL LAP TIME: 1:57.704										FASTEST LAP: 1:58.043					DIFFERENCE: +0.339						



FIA WORLD TOURING CAR CHAMPIONSHIP FREE PRACTICE 1 - SECTOR ANALYSIS

33 MA Qing Hua (CHN)										Citroen C-Elysee WTCC					TC1						
LAP	SECTOR 1			SECTOR 2			SECTOR 3			TOTAL LAP	LAP	SECTOR 1			SECTOR 2			SECTOR 3			TOTAL LAP
1	OUT	102.3	34.451	-	43.717	182.7	2:31.796			8	43.756	118.8	30.225	-	IN	-	2:02.532	Pit			
2	43.501	114.6	29.606	-	38.619	-	1:51.726			9	OUT	105.9	32.085	-	39.749	184.6	5:07.294				
3	43.339	115.4	29.506	-	38.743	-	1:51.588			10	43.666	116.9	30.282	-	38.800	186.8	1:52.748				
4	43.572	114.4	29.887	-	IN	-	1:59.247	Pit		11	44.134	116.7	30.359	-	38.856	185.8	1:53.349				
5	OUT	114.5	30.099	-	40.020	185.8	6:57.429			12	44.343	109.8	30.553	-	38.803	184.6	1:53.699				
6	43.128	134.9	30.138	-	38.753	184.9	1:52.019			13	43.765	115.5	30.167	-	IN	-	1:57.942	Pit			
7	43.456	131.2	30.632	-	38.820	-	1:52.908														
IDEAL LAP TIME: 1:51.253										FASTEST LAP: 1:51.588					DIFFERENCE: +0.335						

37 Jose Maria LOPEZ (ARG)										Citroen C-Elysee WTCC					TC1						
LAP	SECTOR 1			SECTOR 2			SECTOR 3			TOTAL LAP	LAP	SECTOR 1			SECTOR 2			SECTOR 3			TOTAL LAP
1	OUT	107.3	33.441	-	51.148	185.2	2:35.726			7	OUT	104.1	30.942	-	39.449	184.9	7:51.863				
2	43.225	113.3	29.750	-	38.351	185.8	1:51.326			8	43.644	114.0	30.252	-	38.788	185.8	1:52.684				
3	43.235	118.0	29.988	-	IN	-	2:04.179	Pit		9	43.597	116.5	30.473	-	38.867	185.5	1:52.937				
4	OUT	103.7	33.330	-	40.413	184.3	6:54.538			10	43.778	116.1	30.890	-	39.143	184.9	1:53.811				
5	43.467	118.4	29.964	-	38.736	185.8	1:52.167			11	45.587	109.6	30.901	-	IN	-	2:06.662	Pit			
6	43.592	118.6	30.366	-	IN	-	2:06.556	Pit													
IDEAL LAP TIME: 1:51.326										FASTEST LAP: 1:51.326					DIFFERENCE: 0.000						

38 William LOK (HKG)										SEAT Leon WTCC					TC2						
LAP	SECTOR 1			SECTOR 2			SECTOR 3			TOTAL LAP	LAP	SECTOR 1			SECTOR 2			SECTOR 3			TOTAL LAP
1	OUT	95.9	37.552	-	54.902	165.3	3:28.700			8	47.181	111.2	32.903	-	IN	-	2:14.588	Pit			
2	50.300	112.4	34.055	-	44.376	168.7	2:08.731			9	OUT	113.2	34.979	-	41.661	170.6	5:33.476				
3	48.431	113.2	33.477	-	41.929	169.2	2:03.837			10	47.298	109.7	32.496	-	41.687	170.0	2:01.481				
4	47.701	109.9	33.001	-	42.128	170.6	2:02.830			11	47.294	113.1	32.303	-	42.150	171.1	2:01.747				
5	48.240	111.3	33.064	-	41.646	170.3	2:02.950			12	47.427	118.0	33.028	-	42.043	171.7	2:02.498				
6	47.566	113.6	32.589	-	41.629	170.8	2:01.784			13	49.025	116.7	32.526	-	42.165	173.3	2:03.716				
7	47.487	105.6	33.022	-	41.791	171.7	2:02.300			14	54.399	97.6	35.295	-	IN	-	2:32.963	Pit			
IDEAL LAP TIME: 2:01.113										FASTEST LAP: 2:01.481					DIFFERENCE: +0.368						



FIA WORLD TOURING CAR CHAMPIONSHIP FREE PRACTICE 1 - SECTOR ANALYSIS

77 Rene MUNNICH (DEU)								Chevrolet RML Cruze TC1					TC1		
LAP	SECTOR 1		SECTOR 2		SECTOR 3		TOTAL LAP	LAP	SECTOR 1		SECTOR 2		SECTOR 3		TOTAL LAP
1	OUT	105.1	32.953	-	44.425	175.3	2:55.978	8	OUT	111.3	31.445	-	43.497	182.1	5:33.043
2	48.258	96.7	32.704	-	41.140	180.6	2:02.102	9	45.205	108.5	30.870	-	39.324	183.6	1:55.399
3	44.547	108.6	30.168	-	39.063	184.3	1:53.778	10	45.047	106.6	30.784	-	39.778	182.1	1:55.609
4	46.967	103.4	33.401	-	40.328	182.1	2:00.696	11	44.972	110.6	30.878	-	39.996	182.4	1:55.846
5	44.451	106.1	30.382	-	39.527	181.8	1:54.360	12	44.908	109.1	30.737	-	39.821	182.1	1:55.466
6	44.841	109.0	30.518	-	39.673	183.6	1:55.032	13	45.255	108.6	31.196	-	39.988	182.4	1:56.439
7	48.765	102.6	32.757	-	IN	-	2:13.328 Pit	14	49.544	113.7	31.443	-	IN	-	2:12.696 Pit
IDEAL LAP TIME: 1:53.682								FASTEST LAP: 1:53.778					DIFFERENCE: +0.096		

98 Dusan BORKOVIC (SRB)								Chevrolet RML Cruze TC1					TC1		
LAP	SECTOR 1		SECTOR 2		SECTOR 3		TOTAL LAP	LAP	SECTOR 1		SECTOR 2		SECTOR 3		TOTAL LAP
1	OUT	92.1	38.260	-	50.700	177.9	3:13.234	7	44.788	107.8	30.370	-	39.347	182.7	1:54.505
2	44.644	107.7	30.476	-	39.335	180.6	1:54.455	8	44.130	112.3	30.339	-	39.275	183.0	1:53.744
3	44.140	108.0	29.979	-	39.027	182.4	1:53.146	9	44.229	113.4	30.361	-	39.372	183.6	1:53.962
4	44.987	105.2	30.418	-	39.358	182.7	1:54.763	10	44.250	113.3	30.581	-	39.603	181.8	1:54.434
5	2:12.878	105.2	40.799	-	IN	-	4:08.471 Pit	11	56.809	113.3	33.049	-	IN	-	2:32.886 Pit
6	OUT	94.5	35.064	-	43.607	181.2	11:01.054								
IDEAL LAP TIME: 1:53.136								FASTEST LAP: 1:53.146					DIFFERENCE: +0.010		



FIA WORLD TOURING CAR CHAMPIONSHIP FREE PRACTICE 1 - BEST SECTOR SPEEDS

	INTERMEDIATE 1			INTERMEDIATE 2			FINISH LINE					
	NO	NAME	SPEED	LAP	NO	NAME	SPEED	LAP	NO	NAME	SPEED	LAP
1	33	MA	134.9	6					18	MONTEIRO	187.1	2
2	1	MULLER	133.7	13					5	MICHELISZ	186.8	10
3	4	CORONEL	129.0	11					33	MA	186.8	10
4	9	LOEB	128.5	10					2	TARQUINI	186.8	3
5	3	CHILTON	124.2	9					1	MULLER	186.5	2
6	11	THOMPSON	123.7	3					9	LOEB	186.2	2
7	18	MONTEIRO	121.5	6					37	LOPEZ	185.8	8
8	12	HUFF	121.3	1					25	BENNANI	185.5	11
9	2	TARQUINI	119.2	7					77	MUNNICH	184.3	3
10	7	VALENTE	118.8	4					12	HUFF	183.9	2
11	37	LOPEZ	118.6	6					98	BORKOVIC	183.6	9
12	38	LOK	118.0	12					14	KOZLOVSKIY	183.6	7
13	10	MORBIDELLI	117.9	6					3	CHILTON	183.6	4
14	5	MICHELISZ	117.5	9					7	VALENTE	183.3	6
15	14	KOZLOVSKIY	116.4	5					11	THOMPSON	183.0	5
16	27	FILIPPI	115.5	9					4	CORONEL	182.4	4
17	6	ENGSTLER	114.2	4					10	MORBIDELLI	181.2	8
18	77	MUNNICH	113.7	14					6	ENGSTLER	176.4	9
19	25	BENNANI	113.5	6					27	FILIPPI	174.7	4
20	98	BORKOVIC	113.4	9					26	DE SOUZA	173.6	9
21	26	DE SOUZA	113.1	3					38	LOK	173.3	13

FIA WORLD TOURING CAR CHAMPIONSHIP FREE PRACTICE 1 - BEST SECTOR TIMES

	SECTOR 1			SECTOR 2			SECTOR 3			IDEAL/BEST LAP COMPARISON					
	NO	TIME	LAP	NO	TIME	LAP	NO	TIME	LAP	NO	NAME	IDEAL	BEST	LAP	DIFF
1	33	43.128	6	5	29.372	2	37	38.351	2	1	MULLER	1:50.888	1:51.060	2	+0.172
2	9	43.132	4	1	29.396	2	1	38.353	2	2	TARQUINI	1:51.176	1:51.273	3	+0.097
3	1	43.139	3	33	29.506	3	2	38.400	10	33	MA	1:51.253	1:51.588	3	+0.335
4	2	43.183	3	3	29.573	9	18	38.418	2	5	MICHELISZ	1:51.275	1:51.885	4	+0.610
5	37	43.225	2	2	29.593	2	5	38.462	2	37	LOPEZ	1:51.326	1:51.326	2	0.000
6	18	43.394	6	4	29.732	2	33	38.619	2	18	MONTEIRO	1:51.582	1:51.627	3	+0.045
7	3	43.398	9	37	29.750	2	9	38.781	2	9	LOEB	1:51.694	1:51.771	2	+0.077
8	7	43.407	4	18	29.770	3	3	38.819	9	3	CHILTON	1:51.790	1:51.790	9	0.000
9	5	43.441	9	9	29.781	3	25	38.914	6	7	VALENTE	1:52.262	1:52.864	2	+0.602
10	4	43.477	3	10	29.833	2	7	38.977	6	4	CORONEL	1:52.356	1:52.403	2	+0.047
11	25	43.603	3	25	29.871	3	98	39.027	3	25	BENNANI	1:52.388	1:52.610	6	+0.222
12	12	43.982	3	7	29.878	2	77	39.063	3	98	BORKOVIC	1:53.136	1:53.146	3	+0.010
13	98	44.130	8	98	29.979	3	4	39.147	2	12	HUFF	1:53.385	1:53.900	2	+0.515
14	14	44.208	7	12	30.025	2	12	39.378	2	10	MORBIDELLI	1:53.555	1:53.736	2	+0.181
15	11	44.224	10	14	30.155	10	14	39.394	10	77	MUNNICH	1:53.682	1:53.778	3	+0.096
16	10	44.317	3	77	30.168	3	10	39.405	3	14	KOZLOVSKIY	1:53.757	1:53.998	7	+0.241
17	77	44.451	5	11	30.387	6	11	39.588	3	11	THOMPSON	1:54.199	1:54.526	10	+0.327
18	6	45.247	2	6	30.903	2	6	40.295	7	6	ENGSTLER	1:56.445	1:56.804	2	+0.359
19	27	45.819	7	27	31.038	3	27	40.847	10	27	FILIPPI	1:57.704	1:58.043	4	+0.339
20	38	47.181	8	26	31.811	4	26	41.188	4	26	DE SOUZA	2:00.464	2:00.464	4	0.000
21	26	47.465	4	38	32.303	11	38	41.629	6	38	LOK	2:01.113	2:01.481	10	+0.368

'Perfect Lap' - 1:50.851



Weather/Track: Bright 22C / Dry 24C

www.mstworld.com



Shanghai International Circuit
Circuit Length: 4.603 km / 2.860 miles
Printed - 8:46 Saturday, 11 October 2014

FIA WORLD TOURING CAR CHAMPIONSHIP FREE PRACTICE 2 - CLASSIFICATION

NO	CL	DRIVER	NAT	CAR	TIME	ON	LAPS	GAP	DIFF	KM/H
1	33	TC1 MA Qing Hua	CHN	Citroen C-Elysee WTCC	1:51.032	5	11			149.24
2	37	TC1 Jose Maria LOPEZ	ARG	Citroen C-Elysee WTCC	1:51.499	5	11	0.467	0.467	148.61
3	9	TC1 Sebastien LOEB	FRA	Citroen C-Elysee WTCC	1:51.541	6	14	0.509	0.042	148.56
4	25	TC1 Mehdi BENNANI	MAR	Honda Civic WTCC	1:51.618	8	12	0.586	0.077	148.45
5	1	TC1 Yvan MULLER	FRA	Citroen C-Elysee WTCC	1:51.662	2	11	0.630	0.044	148.40
6	5	TC1 Norbert MICHELISZ	HUN	Honda Civic WTCC	1:51.695	8	12	0.663	0.033	148.35
7	7	TC1 Hugo VALENTE	FRA	Chevrolet RML Cruze TC1	1:51.796	10	11	0.764	0.101	148.22
8	98	TC1 Dusan BORKOVIC	SRB	Chevrolet RML Cruze TC1	1:51.812	7	9	0.780	0.016	148.20
9	2	TC1 Gabriele TARQUINI	ITA	Honda Civic WTCC	1:51.842	7	12	0.810	0.030	148.16
10	18	TC1 Tiago MONTEIRO	PRT	Honda Civic WTCC	1:52.096	6	11	1.064	0.254	147.82
11	4	TC1 Tom CORONEL	NLD	Chevrolet RML Cruze TC1	1:52.245	9	12	1.213	0.149	147.63
12	3	TC1 Tom CHILTON	GBR	Chevrolet RML Cruze TC1	1:52.685	10	12	1.653	0.440	147.05
13	11	TC1 James THOMPSON	GBR	Lada Granta 1.6T	1:53.000	8	9	1.968	0.315	146.64
14	10	TC1 Gianni MORBIDELLI	ITA	Chevrolet RML Cruze TC1	1:53.248	7	12	2.216	0.248	146.32
15	77	TC1 Rene MUNNICH	DEU	Chevrolet RML Cruze TC1	1:53.545	5	10	2.513	0.297	145.94
16	12	TC1 Rob HUFF	GBR	Lada Granta 1.6T	1:53.931	6	12	2.899	0.386	145.44
17	14	TC1 Mikhail KOZLOVSKIY	RUS	Lada Granta 1.6T	1:54.933	7	9	3.901	1.002	144.17
18	6	TC2 Franz ENGSTLER	DEU	BMW E90 320 TC	1:56.114	6	12	5.082	1.181	142.71
19	27	TC2 John FILIPPI	FRA	SEAT Leon WTCC	1:56.826	7	11	5.794	0.712	141.84
20	38	TC2 William LOK	HKG	SEAT Leon WTCC	2:00.416	7	10	9.384	3.590	137.61
21	26	TC2 Filipe DE SOUZA	MAC	BMW E90 320 TC	2:00.462	6	11	9.430	0.046	137.56

For Media Information Purposes - No Regulatory Value.

Shanghai International Circuit
Circuit Length: 4.603 km / 2.860 miles
Start: 10:40 Flag: 11:10

Weather/Track: Cloud 24C / Dry 30C

Race Director	Steward:	Timekeeper	Posted at:
---------------	----------	------------	------------

www.mstworld.com



Printed -11:15 Saturday, 11 October 2014



FIA WORLD TOURING CAR CHAMPIONSHIP FREE PRACTICE 2 - SECTOR ANALYSIS

1 Yvan MULLER (FRA)										Citroen C-Elysee WTCC					TC1						
LAP	SECTOR 1			SECTOR 2			SECTOR 3			TOTAL LAP	LAP	SECTOR 1			SECTOR 2			SECTOR 3			TOTAL LAP
1	OUT	101.3	33.336	-	46.536	183.9	2:07.306			7	OUT	110.3	31.509	-	39.374	185.8	7:32.895				
2	43.151	125.4	29.831	-	38.680	184.9	1:51.662			8	43.687	121.1	30.019	-	38.756	186.5	1:52.462				
3	51.352	89.6	36.445	-	IN	-	2:26.366	Pit		9	43.787	124.0	32.126	-	39.022	184.9	1:54.935				
4	OUT	92.7	35.072	-	47.622	-	6:31.766			10	44.010	122.6	30.774	-	39.262	185.2	1:54.046				
5	43.692	118.5	29.928	-	38.983	186.8	1:52.603			11	48.307	108.4	34.122	-	IN	-	2:26.290	Pit			
6	48.109	95.5	33.999	-	IN	-	2:13.964	Pit													
IDEAL LAP TIME: 1:51.662										FASTEST LAP: 1:51.662					DIFFERENCE: 0.000						

2 Gabriele TARQUINI (ITA)										Honda Civic WTCC					TC1						
LAP	SECTOR 1			SECTOR 2			SECTOR 3			TOTAL LAP	LAP	SECTOR 1			SECTOR 2			SECTOR 3			TOTAL LAP
1	OUT	97.2	32.741	-	41.831	182.4	3:38.802			7	43.407	112.4	29.757	-	38.678	186.5	1:51.842				
2	45.184	113.9	31.028	-	IN	-	2:06.415	Pit		8	45.986	111.4	30.638	-	IN	-	2:04.363	Pit			
3	OUT	111.1	31.013	-	39.376	185.8	3:33.781			9	OUT	107.7	32.381	-	39.473	185.8	4:43.418				
4	43.821	118.7	30.716	-	38.796	186.5	1:53.333			10	43.467	117.3	29.978	-	38.711	186.2	1:52.156				
5	44.342	110.7	31.511	-	IN	-	2:04.571	Pit		11	43.788	117.6	29.910	-	38.839	186.8	1:52.537				
6	3:48.589	106.9	31.841	-	39.883	185.8	5:00.313			12	44.194	110.8	30.500	-	IN	-	2:10.405	Pit			
IDEAL LAP TIME: 1:51.842										FASTEST LAP: 1:51.842					DIFFERENCE: 0.000						

3 Tom CHILTON (GBR)										Chevrolet RML Cruze TC1					TC1						
LAP	SECTOR 1			SECTOR 2			SECTOR 3			TOTAL LAP	LAP	SECTOR 1			SECTOR 2			SECTOR 3			TOTAL LAP
1	OUT	98.6	33.357	-	45.298	173.6	3:06.572			7	44.186	111.5	30.026	-	40.591	183.0	1:54.803				
2	49.686	111.0	31.317	-	44.970	180.9	2:05.973			8	44.277	119.6	31.068	-	IN	-	2:12.054	Pit			
3	43.912	116.7	30.312	-	39.496	183.0	1:53.720			9	OUT	105.0	31.589	-	41.337	183.3	4:35.796				
4	43.949	115.9	30.209	-	39.453	183.3	1:53.611			10	43.627	117.6	29.861	-	39.197	183.9	1:52.685				
5	47.911	97.7	33.112	-	IN	-	2:16.008	Pit		11	43.512	118.4	30.125	-	39.346	184.3	1:52.983				
6	5:25.872	107.4	31.344	-	41.662	182.7	6:38.878			12	46.967	116.3	32.128	-	IN	-	2:14.298	Pit			
IDEAL LAP TIME: 1:52.570										FASTEST LAP: 1:52.685					DIFFERENCE: +0.115						



FIA WORLD TOURING CAR CHAMPIONSHIP FREE PRACTICE 2 - SECTOR ANALYSIS

4 Tom CORONEL (NLD)		Chevrolet RML Cruze TC1										TC1					
LAP	SECTOR 1	SECTOR 2	SECTOR 3	TOTAL LAP	LAP	SECTOR 1	SECTOR 2	SECTOR 3	TOTAL LAP								
1	OUT	101.2	34.984	-	42.000	181.8	3:40.862		7	2:29.095	101.6	33.213	-	40.559	182.7	3:42.867	
2	44.018	111.1	30.977	-	39.339	182.1	1:54.334		8	48.616	100.8	34.341	-	40.725	183.0	2:03.682	
3	44.183	114.3	31.158	-	IN	-	2:07.690	Pit	9	43.425	119.0	29.772	-	39.048	182.1	1:52.245	
4	OUT	99.7	32.095	-	40.012	183.0	4:05.285		10	43.618	121.5	31.076	-	IN	-	2:04.061	Pit
5	44.022	120.0	30.226	-	39.714	179.7	1:53.962		11	OUT	120.9	30.099	-	39.208	182.4	4:30.425	
6	47.312	110.6	30.256	-	IN	-	2:08.935	Pit	12	44.142	121.3	30.156	-	IN	-	2:05.860	Pit
IDEAL LAP TIME: 1:52.245				FASTEST LAP: 1:52.245				DIFFERENCE: 0.000									

5 Norbert MICHELISZ (HUN)		Honda Civic WTCC										TC1					
LAP	SECTOR 1	SECTOR 2	SECTOR 3	TOTAL LAP	LAP	SECTOR 1	SECTOR 2	SECTOR 3	TOTAL LAP								
1	OUT	89.2	34.252	-	45.461	185.2	2:37.562		7	OUT	115.0	36.244	-	42.640	185.5	4:14.250	
2	43.714	116.9	30.067	-	38.843	186.5	1:52.624		8	43.798	116.4	29.464	-	38.433	187.8	1:51.695	
3	45.097	111.3	31.110	-	IN	-	2:06.921	Pit	9	43.374	113.5	32.702	-	43.901	187.1	1:59.977	
4	OUT	100.8	31.975	-	42.235	185.8	5:47.694		10	43.350	110.9	29.982	-	38.787	187.1	1:52.119	
5	43.445	115.8	29.837	-	38.772	187.1	1:52.054		11	43.727	113.0	30.041	-	38.744	186.8	1:52.512	
6	46.590	115.0	32.046	-	IN	-	2:08.905	Pit	12	44.873	103.9	31.100	-	IN	-	2:08.388	Pit
IDEAL LAP TIME: 1:51.247				FASTEST LAP: 1:51.695				DIFFERENCE: +0.448									

6 Franz ENGSTLER (DEU)		BMW E90 320 TC										TC2					
LAP	SECTOR 1	SECTOR 2	SECTOR 3	TOTAL LAP	LAP	SECTOR 1	SECTOR 2	SECTOR 3	TOTAL LAP								
1	OUT	100.8	33.767	-	41.521	173.6	5:31.251		7	47.387	101.5	32.301	-	IN	-	2:14.543	Pit
2	45.890	110.5	31.904	-	41.037	174.4	1:58.831		8	OUT	105.0	31.546	-	40.728	175.6	4:04.467	
3	50.742	110.5	34.322	-	IN	-	2:28.850	Pit	9	45.280	110.9	31.024	-	40.388	174.4	1:56.692	
4	OUT	110.5	35.012	-	41.303	176.4	4:58.456		10	45.384	112.5	31.249	-	40.621	175.6	1:57.254	
5	45.002	109.6	31.061	-	40.401	177.0	1:56.464		11	45.803	111.2	31.250	-	40.728	175.3	1:57.781	
6	44.870	113.1	30.682	-	40.562	174.4	1:56.114		12	45.792	108.9	31.342	-	IN	-	2:11.930	Pit
IDEAL LAP TIME: 1:55.940				FASTEST LAP: 1:56.114				DIFFERENCE: +0.174									



FIA WORLD TOURING CAR CHAMPIONSHIP FREE PRACTICE 2 - SECTOR ANALYSIS

7 Hugo VALENTE (FRA)		Chevrolet RML Cruze TC1										TC1
LAP	SECTOR 1	SECTOR 2	SECTOR 3	TOTAL LAP	LAP	SECTOR 1	SECTOR 2	SECTOR 3	TOTAL LAP			
1	OUT 118.4	30.734	-	39.208 182.1	4:13.125	7	43.629 112.0	30.451	-	39.340	184.9	1:53.420
2	43.357 122.8	30.378	-	39.320 181.5	1:53.055	8	43.687 112.9	30.975	-	IN	-	2:08.589 Pit
3	43.678 104.8	30.421	-	39.192 183.6	1:53.291	9	OUT 99.6	35.102	-	41.949	184.9	5:19.301
4	43.778 108.5	30.647	-	IN -	2:10.551 Pit	10	43.179 114.6	29.826	-	38.791	183.9	1:51.796
5	OUT 108.8	31.805	-	40.559 183.9	5:05.982	11	43.566 115.8	31.683	-	IN	-	2:14.426 Pit
6	43.777 109.6	30.347	-	39.053 183.9	1:53.177							
IDEAL LAP TIME: 1:51.796				FASTEST LAP: 1:51.796				DIFFERENCE: 0.000				

9 Sebastien LOEB (FRA)		Citroen C-Elysee WTCC										TC1
LAP	SECTOR 1	SECTOR 2	SECTOR 3	TOTAL LAP	LAP	SECTOR 1	SECTOR 2	SECTOR 3	TOTAL LAP			
1	OUT 90.0	34.297	-	46.634 -	2:09.071	8	43.449 115.5	30.081	-	IN	-	1:58.914 Pit
2	43.993 117.6	30.479	-	39.442 183.3	1:53.914	9	OUT 100.8	31.820	-	40.036	185.2	5:15.403
3	44.996 111.7	30.642	-	39.730 184.9	1:55.368	10	43.494 114.4	29.883	-	38.878	186.5	1:52.255
4	44.021 112.8	30.882	-	IN -	2:02.743 Pit	11	43.437 120.2	30.235	-	39.046	186.5	1:52.718
5	OUT 109.8	33.322	-	42.392 185.2	4:26.071	12	43.963 117.1	30.227	-	IN	-	1:59.492 Pit
6	43.110 125.3	29.730	-	38.701 185.8	1:51.541	13	OUT 112.4	31.029	-	39.334	185.5	2:45.262
7	43.242 128.8	29.894	-	38.944 186.2	1:52.080	14	43.333 119.0	-	-	-	-	1:58.663 Pit
IDEAL LAP TIME: 1:51.541				FASTEST LAP: 1:51.541				DIFFERENCE: 0.000				

10 Gianni MORBIDELLI (ITA)		Chevrolet RML Cruze TC1										TC1
LAP	SECTOR 1	SECTOR 2	SECTOR 3	TOTAL LAP	LAP	SECTOR 1	SECTOR 2	SECTOR 3	TOTAL LAP			
1	OUT 84.1	35.554	-	47.848 154.7	2:31.249	7	43.960 120.9	29.976	-	39.312	183.3	1:53.248
2	48.753 103.0	32.950	-	IN -	2:12.920 Pit	8	44.465 120.9	30.240	-	39.460	182.1	1:54.165
3	OUT 109.1	30.620	-	40.060 182.4	3:27.771	9	44.327 115.4	36.453	-	IN	-	2:19.360 Pit
4	44.538 110.9	30.518	-	39.875 182.7	1:54.931	10	OUT 110.2	30.734	-	39.772	183.9	5:55.180
5	44.707 114.5	31.009	-	IN -	2:06.007 Pit	11	44.030 114.5	30.323	-	39.571	182.1	1:53.924
6	OUT 105.4	31.546	-	40.276 183.3	5:01.553	12	44.881 94.3	30.611	-	IN	-	2:06.890 Pit
IDEAL LAP TIME: 1:53.248				FASTEST LAP: 1:53.248				DIFFERENCE: 0.000				



FIA WORLD TOURING CAR CHAMPIONSHIP FREE PRACTICE 2 - SECTOR ANALYSIS

11 James THOMPSON (GBR)							Lada Granta 1.6T					TC1					
LAP	SECTOR 1	SECTOR 2	SECTOR 3	TOTAL LAP			LAP	SECTOR 1	SECTOR 2	SECTOR 3	TOTAL LAP						
1	OUT	98.4	33.806	-	45.965	179.1	2:43.215	6	44.514	109.9	30.449	-	IN	-	2:06.306	Pit	
2	44.292	118.1	30.634	-	40.219	181.8	1:55.145	7	OUT	99.7	32.442	-	39.978	184.3	5:10.404		
3	44.266	111.0	30.438	-	39.824	181.8	1:54.528	8	43.524	-	30.104	-	39.372	183.0	1:53.000		
4	44.621	113.2	30.744	-	IN	-	2:07.536	Pit	9	44.917	107.8	31.347	-	IN	-	2:10.929	Pit
5	OUT	97.7	32.967	-	40.345	181.8	6:32.708										
IDEAL LAP TIME: 1:53.000							FASTEST LAP: 1:53.000					DIFFERENCE: 0.000					

12 Rob HUFF (GBR)							Lada Granta 1.6T					TC1					
LAP	SECTOR 1	SECTOR 2	SECTOR 3	TOTAL LAP			LAP	SECTOR 1	SECTOR 2	SECTOR 3	TOTAL LAP						
1	OUT	103.2	33.865	-	46.945	169.0	2:42.629	7	47.507	108.1	32.711	-	IN	-	2:12.074	Pit	
2	49.006	103.8	32.868	-	42.195	177.0	2:04.069	8	OUT	103.1	31.819	-	41.032	180.6	3:58.233		
3	46.473	108.3	30.913	-	40.776	179.4	1:58.162	9	44.749	118.5	30.594	-	IN	-	2:05.094	Pit	
4	49.696	94.8	34.583	-	IN	-	2:20.610	Pit	10	OUT	103.7	31.872	-	40.894	182.7	3:55.011	
5	OUT	104.3	32.162	-	41.003	181.8	4:50.668		11	44.369	117.4	30.642	-	39.779	183.0	1:54.790	
6	44.125	118.3	30.342	-	39.464	183.0	1:53.931		12	45.281	113.5	30.704	-	IN	-	2:08.529	Pit
IDEAL LAP TIME: 1:53.931							FASTEST LAP: 1:53.931					DIFFERENCE: 0.000					

14 Mikhail KOZLOVSKIY (RUS)							Lada Granta 1.6T					TC1				
LAP	SECTOR 1	SECTOR 2	SECTOR 3	TOTAL LAP			LAP	SECTOR 1	SECTOR 2	SECTOR 3	TOTAL LAP					
1	OUT	103.0	32.854	-	43.270	180.0	2:45.810	6	OUT	114.7	31.996	-	40.386	182.4	6:48.793	
2	51.096	108.6	33.309	-	41.795	181.5	2:06.200	7	44.509	110.6	30.634	-	39.790	181.5	1:54.933	
3	48.536	102.1	34.035	-	41.726	178.2	2:04.297	8	44.747	107.4	32.178	-	IN	-	2:12.216	Pit
4	44.536	113.2	30.751	-	39.970	181.2	1:55.257	9	OUT	104.4	34.071	-	40.209	182.7	6:28.025	
5	44.642	113.0	31.039	-	IN	-	2:17.351	Pit								
IDEAL LAP TIME: 1:54.933							FASTEST LAP: 1:54.933					DIFFERENCE: 0.000				

18 Tiago MONTEIRO (PRT)							Honda Civic WTCC					TC1					
LAP	SECTOR 1	SECTOR 2	SECTOR 3	TOTAL LAP			LAP	SECTOR 1	SECTOR 2	SECTOR 3	TOTAL LAP						
1	OUT	101.0	33.351	-	41.505	185.2	3:39.767	7	43.942	121.6	29.934	-	38.791	186.5	1:52.667		
2	44.696	111.9	30.991	-	39.031	183.3	1:54.718	8	45.876	105.1	31.222	-	IN	-	2:04.828	Pit	
3	44.209	125.6	30.541	-	39.383	184.9	1:54.133	9	OUT	109.4	30.771	-	39.967	186.2	5:13.585		
4	44.093	117.3	30.539	-	IN	-	2:01.981	Pit	10	43.609	120.5	29.855	-	38.786	186.2	1:52.250	
5	OUT	100.6	31.953	-	40.158	187.5	5:07.223		11	46.362	107.7	30.987	-	IN	-	2:06.454	Pit
6	43.437	120.6	30.020	-	38.639	186.8	1:52.096										
IDEAL LAP TIME: 1:51.931							FASTEST LAP: 1:52.096					DIFFERENCE: +0.165					



FIA WORLD TOURING CAR CHAMPIONSHIP FREE PRACTICE 2 - SECTOR ANALYSIS

25 Mehdi BENNANI (MAR)		Honda Civic WTCC										TC1					
LAP	SECTOR 1	SECTOR 2	SECTOR 3	TOTAL LAP	LAP	SECTOR 1	SECTOR 2	SECTOR 3	TOTAL LAP								
1	OUT	88.8	32.277	-	41.857	184.3	3:09.269		7	OUT	91.0	32.829	-	40.050	187.5	5:25.620	
2	48.334	99.6	31.167	-	45.484	178.2	2:04.985		8	43.420	103.9	29.685	-	38.513	186.8	1:51.618	
3	44.658	108.1	30.488	-	39.027	184.9	1:54.173		9	43.747	109.0	29.926	-	38.801	186.2	1:52.474	
4	46.203	102.6	30.349	-	IN	-	2:05.195	Pit	10	43.736	112.3	30.529	-	39.359	186.2	1:53.624	
5	OUT	100.4	30.487	-	39.106	186.8	5:56.741		11	44.160	104.5	30.423	-	39.064	186.2	1:53.647	
6	44.761	110.2	30.527	-	IN	-	2:04.883	Pit	12	44.215	113.2	30.761	-	IN	-	2:05.199	Pit
IDEAL LAP TIME: 1:51.618				FASTEST LAP: 1:51.618				DIFFERENCE: 0.000									

26 Filipe DE SOUZA (MAC)		BMW E90 320 TC										TC2					
LAP	SECTOR 1	SECTOR 2	SECTOR 3	TOTAL LAP	LAP	SECTOR 1	SECTOR 2	SECTOR 3	TOTAL LAP								
1	OUT	-	37.610	-	43.187	171.4	5:51.933		7	48.938	112.7	33.935	-	IN	-	2:23.881	Pit
2	47.377	111.9	32.388	-	41.292	174.7	2:01.057		8	OUT	112.6	37.702	-	43.071	172.2	3:47.053	
3	47.582	104.5	33.961	-	43.901	171.7	2:05.444		9	47.121	114.6	32.370	-	41.418	174.1	2:00.909	
4	47.088	110.0	31.812	-	41.781	170.6	2:00.681		10	47.609	111.2	31.910	-	41.243	175.3	2:00.762	
5	47.241	112.7	32.049	-	41.481	172.2	2:00.771		11	47.784	106.1	33.391	-	IN	-	2:21.675	Pit
6	47.083	107.8	32.167	-	41.212	175.0	2:00.462										
IDEAL LAP TIME: 2:00.107				FASTEST LAP: 2:00.462				DIFFERENCE: +0.355									

27 John FILIPPI (FRA)		SEAT Leon WTCC										TC2					
LAP	SECTOR 1	SECTOR 2	SECTOR 3	TOTAL LAP	LAP	SECTOR 1	SECTOR 2	SECTOR 3	TOTAL LAP								
1	OUT	95.7	33.481	-	42.106	172.5	5:32.253		7	45.330	113.5	30.555	-	40.941	175.0	1:56.826	
2	46.242	118.6	32.832	-	41.048	173.9	2:00.122		8	45.463	114.5	30.919	-	40.815	174.4	1:57.197	
3	46.384	108.7	31.437	-	41.265	174.7	1:59.086		9	45.652	116.1	31.072	-	40.988	175.0	1:57.712	
4	46.073	114.6	31.510	-	40.979	174.1	1:58.562		10	46.891	107.9	33.498	-	43.699	174.7	2:04.088	
5	45.938	119.3	31.682	-	IN	-	2:20.238	Pit	11	46.668	112.9	32.983	-	IN	-	2:16.768	Pit
6	OUT	103.2	34.024	-	41.248	174.7	8:10.916										
IDEAL LAP TIME: 1:56.700				FASTEST LAP: 1:56.826				DIFFERENCE: +0.126									



FIA WORLD TOURING CAR CHAMPIONSHIP FREE PRACTICE 2 - SECTOR ANALYSIS

33 MA Qing Hua (CHN)					Citroen C-Elysee WTCC					TC1
LAP	SECTOR 1	SECTOR 2	SECTOR 3	TOTAL LAP	LAP	SECTOR 1	SECTOR 2	SECTOR 3	TOTAL LAP	
1	OUT	-	1:13.590	-	39.622	184.3	1:53.212			
2	43.526	121.6	30.163	-	38.960	183.0	1:52.649			
3	44.057	115.0	30.276	-	IN	-	2:01.411	Pit		
4	OUT	109.1	33.880	-	41.748	185.8	5:40.896			
5	43.107	121.6	29.448	-	38.477	187.1	1:51.032			
6	46.829	104.5	32.539	-	IN	-	2:06.051	Pit		
IDEAL LAP TIME: 1:51.032					FASTEST LAP: 1:51.032					DIFFERENCE: 0.000

37 Jose Maria LOPEZ (ARG)					Citroen C-Elysee WTCC					TC1
LAP	SECTOR 1	SECTOR 2	SECTOR 3	TOTAL LAP	LAP	SECTOR 1	SECTOR 2	SECTOR 3	TOTAL LAP	
1	OUT	110.2	31.645	-	39.787	185.2	2:18.790			
2	43.705	120.9	30.535	-	39.109	184.9	1:53.349			
3	44.155	112.0	30.890	-	IN	-	2:06.798	Pit		
4	OUT	100.8	33.446	-	40.705	187.5	8:17.724			
5	43.001	111.0	29.819	-	38.679	-	1:51.499			
6	43.217	116.7	29.973	-	39.066	186.2	1:52.256			
IDEAL LAP TIME: 1:51.499					FASTEST LAP: 1:51.499					DIFFERENCE: 0.000

38 William LOK (HKG)					SEAT Leon WTCC					TC2
LAP	SECTOR 1	SECTOR 2	SECTOR 3	TOTAL LAP	LAP	SECTOR 1	SECTOR 2	SECTOR 3	TOTAL LAP	
1	OUT	105.7	37.649	-	46.802	170.6	5:45.133			
2	51.795	110.6	32.811	-	41.937	171.1	2:06.543			
3	47.847	116.2	33.097	-	41.876	171.1	2:02.820			
4	47.122	113.6	32.387	-	42.830	172.2	2:02.339			
5	52.485	113.7	32.757	-	41.507	171.9	2:06.749			
6	47.061	109.9	32.126	-	42.239	170.3	2:01.426			
7	46.728	117.2	32.248	-	41.440	173.0	2:00.416			
8	2:25.601	117.2	41.335	-	IN	-	4:06.300	Pit		
9	OUT	109.2	32.902	-	41.629	173.3	7:38.569			
10	46.872	115.3	31.472	-	1:13.875	113.9	2:32.219			
IDEAL LAP TIME: 1:59.640					FASTEST LAP: 2:00.416					DIFFERENCE: +0.776

77 Rene MUNNICH (DEU)					Chevrolet RML Cruze TC1					TC1
LAP	SECTOR 1	SECTOR 2	SECTOR 3	TOTAL LAP	LAP	SECTOR 1	SECTOR 2	SECTOR 3	TOTAL LAP	
1	OUT	98.2	31.700	-	40.378	182.7	2:21.128			
2	44.675	123.8	31.216	-	40.066	182.7	1:55.957			
3	45.019	107.9	31.238	-	IN	-	2:10.604	Pit		
4	OUT	98.7	35.041	-	41.594	183.9	4:15.520			
5	44.034	109.0	30.102	-	39.409	183.6	1:53.545			
6	44.328	111.4	30.274	-	IN	-	2:04.531	Pit		
7	OUT	103.1	32.594	-	41.180	182.4	8:37.210			
8	44.355	105.5	30.309	-	39.480	184.3	1:54.144			
9	44.409	117.9	30.615	-	39.517	183.9	1:54.541			
10	44.805	111.8	31.544	-	IN	-	2:18.334	Pit		
IDEAL LAP TIME: 1:53.545					FASTEST LAP: 1:53.545					DIFFERENCE: 0.000



FIA WORLD TOURING CAR CHAMPIONSHIP FREE PRACTICE 2 - SECTOR ANALYSIS

98 Dusan BORKOVIC (SRB)		Chevrolet RML Cruze TC1										TC1			
LAP	SECTOR 1	SECTOR 2		SECTOR 3		TOTAL LAP		LAP	SECTOR 1	SECTOR 2		SECTOR 3		TOTAL LAP	
1	OUT	92.8	35.840	-	42.908	180.6	6:30.954	6	OUT	100.8	37.327	-	47.226	183.3	8:50.411
2	44.580	109.0	30.191	-	39.594	182.7	1:54.365	7	43.285	112.7	29.523	-	39.004	183.3	1:51.812
3	44.301	109.2	30.393	-	IN	-	2:10.503 Pit	8	43.654	110.6	30.062	-	39.326	183.3	1:53.042
4	OUT	89.7	34.474	-	43.621	183.9	4:09.944	9	54.750	90.0	36.678	-	IN	-	2:33.803 Pit
5	47.922	89.7	46.452	-	IN	-	2:46.634 Pit								
IDEAL LAP TIME: 1:51.812							FASTEST LAP: 1:51.812				DIFFERENCE: 0.000				



FIA WORLD TOURING CAR CHAMPIONSHIP FREE PRACTICE 2 - BEST SECTOR SPEEDS

	INTERMEDIATE 1			INTERMEDIATE 2			FINISH LINE					
	NO	NAME	SPEED	LAP	NO	NAME	SPEED	LAP	NO	NAME	SPEED	LAP
1	9	LOEB	128.8	7					5	MICHELISZ	187.8	8
2	18	MONTEIRO	125.6	3					25	BENNANI	187.5	7
3	1	MULLER	125.4	2					18	MONTEIRO	187.5	5
4	77	MUNNICH	123.8	2					37	LOPEZ	187.5	4
5	7	VALENTE	122.8	2					33	MA	187.1	5
6	33	MA	121.6	5					2	TARQUINI	186.8	11
7	4	CORONEL	121.5	10					1	MULLER	186.8	5
8	10	MORBIDELLI	120.9	8					9	LOEB	186.5	11
9	37	LOPEZ	120.9	2					7	VALENTE	184.9	9
10	3	CHILTON	119.6	8					3	CHILTON	184.3	11
11	27	FILIPPI	119.3	5					77	MUNNICH	184.3	8
12	2	TARQUINI	118.7	4					11	THOMPSON	184.3	7
13	12	HUFF	118.5	9					10	MORBIDELLI	183.9	10
14	11	THOMPSON	118.1	2					98	BORKOVIC	183.9	4
15	38	LOK	117.2	8					12	HUFF	183.0	11
16	5	MICHELISZ	116.9	2					4	CORONEL	183.0	8
17	14	KOZLOVSKIY	114.7	6					14	KOZLOVSKIY	182.7	9
18	26	DE SOUZA	114.6	9					6	ENGSTLER	177.0	5
19	25	BENNANI	113.2	12					26	DE SOUZA	175.3	10
20	6	ENGSTLER	113.1	6					27	FILIPPI	175.0	9
21	98	BORKOVIC	112.7	7					38	LOK	173.3	9

FIA WORLD TOURING CAR CHAMPIONSHIP FREE PRACTICE 2 - BEST SECTOR TIMES

	SECTOR 1			SECTOR 2			SECTOR 3			IDEAL/BEST LAP COMPARISON					
	NO	TIME	LAP	NO	TIME	LAP	NO	TIME	LAP	NO	NAME	IDEAL	BEST	LAP	DIFF
1	37	43.001	5	33	29.448	5	5	38.433	8	33	MA	1:51.032	1:51.032	5	0.000
2	33	43.107	5	5	29.464	8	33	38.477	5	5	MICHELISZ	1:51.247	1:51.695	8	+0.448
3	9	43.110	6	98	29.523	7	25	38.513	8	37	LOPEZ	1:51.499	1:51.499	5	0.000
4	1	43.151	2	25	29.685	8	18	38.639	6	9	LOEB	1:51.541	1:51.541	6	0.000
5	7	43.179	10	9	29.730	6	2	38.678	7	25	BENNANI	1:51.618	1:51.618	8	0.000
6	98	43.285	3	2	29.757	7	37	38.679	5	1	MULLER	1:51.662	1:51.662	2	0.000
7	5	43.350	10	4	29.772	9	1	38.680	2	7	VALENTE	1:51.796	1:51.796	10	0.000
8	2	43.407	7	37	29.819	5	9	38.701	6	98	BORKOVIC	1:51.812	1:51.812	7	0.000
9	25	43.420	8	7	29.826	10	7	38.791	10	2	TARQUINI	1:51.842	1:51.842	7	0.000
10	4	43.425	9	1	29.831	2	98	39.004	7	18	MONTEIRO	1:51.931	1:52.096	6	+0.165
11	18	43.437	6	18	29.855	10	4	39.048	9	4	CORONEL	1:52.245	1:52.245	9	0.000
12	3	43.512	11	3	29.861	10	3	39.197	10	3	CHILTON	1:52.570	1:52.685	10	+0.115
13	11	43.524	6	10	29.976	7	10	39.312	7	11	THOMPSON	1:53.000	1:53.000	8	0.000
14	10	43.960	7	77	30.102	5	11	39.372	8	10	MORBIDELLI	1:53.248	1:53.248	7	0.000
15	14	43.967	10	11	30.104	8	77	39.409	5	77	MUNNICH	1:53.545	1:53.545	5	0.000
16	77	44.034	5	14	30.160	2	12	39.464	6	14	KOZLOVSKIY	1:53.917	1:54.933	7	+1.016
17	12	44.125	6	12	30.342	6	14	39.790	7	12	HUFF	1:53.931	1:53.931	6	0.000
18	6	44.870	6	27	30.555	7	6	40.388	9	6	ENGSTLER	1:55.940	1:56.114	6	+0.174
19	27	45.330	7	6	30.682	6	27	40.815	8	27	FILIPPI	1:56.700	1:56.826	7	+0.126
20	38	46.728	7	38	31.472	10	26	41.212	6	38	LOK	1:59.640	2:00.416	7	+0.776
21	26	47.083	6	26	31.812	4	38	41.440	7	26	DE SOUZA	2:00.107	2:00.462	6	+0.355

'Perfect Lap' - 1:50.882



Weather/Track: Cloud 24C / Dry 30C

www.mstworld.com



Shanghai International Circuit

Circuit Length: 4.603 km / 2.860 miles

Printed - 11:21 Saturday, 11 October 2014

FIA WORLD TOURING CAR CHAMPIONSHIP QUALIFYING 1 - PROVISIONAL CLASSIFICATION

NO	CL	DRIVER	NAT	CAR	TIME	ON	LAPS	GAP	DIFF	KM/H
1	33	TC1 MA Qing Hua	CHN	Citroen C-Elysee WTCC	1:49.313	3	6			151.59
2	1	TC1 Yvan MULLER	FRA	Citroen C-Elysee WTCC	1:49.514	6	8	0.201	0.201	151.31
3	37	TC1 Jose Maria LOPEZ	ARG	Citroen C-Elysee WTCC	1:49.546	6	9	0.233	0.032	151.26
4	9	TC1 Sebastien LOEB	FRA	Citroen C-Elysee WTCC	1:49.875	5	6	0.562	0.329	150.81
5	3	TC1 Tom CHILTON	GBR	Chevrolet RML Cruze TC1	1:50.229	5	6	0.916	0.354	150.33
6	2	TC1 Gabriele TARQUINI	ITA	Honda Civic WTCC	1:50.266	4	5	0.953	0.037	150.28
7	5	TC1 Norbert MICHELISZ	HUN	Honda Civic WTCC	1:50.312	2	6	0.999	0.046	150.21
8	18	TC1 Tiago MONTEIRO	PRT	Honda Civic WTCC	1:50.657	5	6	1.344	0.345	149.74
9	4	TC1 Tom CORONEL	NLD	Chevrolet RML Cruze TC1	1:50.694	5	7	1.381	0.037	149.69
10	25	TC1 Mehdi BENNANI	MAR	Honda Civic WTCC	1:50.782	4	6	1.469	0.088	149.58
11	98	TC1 Dusan BORKOVIC	SRB	Chevrolet RML Cruze TC1	1:50.867	5	6	1.554	0.085	149.46
12	7	TC1 Hugo VALENTE	FRA	Chevrolet RML Cruze TC1	1:51.300	5	6	1.987	0.433	148.88
13	10	TC1 Gianni MORBIDELLI	ITA	Chevrolet RML Cruze TC1	1:51.655	2	6	2.342	0.355	148.41
14	11	TC1 James THOMPSON	GBR	Lada Granta 1.6T	1:51.662	3	7	2.349	0.007	148.40
15	12	TC1 Rob HUFF	GBR	Lada Granta 1.6T	1:51.781	8	8	2.468	0.119	148.24
16	14	TC1 Mikhail KOZLOVSKIY	RUS	Lada Granta 1.6T	1:51.953	8	8	2.640	0.172	148.01
17	77	TC1 Rene MUNNICH	DEU	Chevrolet RML Cruze TC1	1:52.393	2	5	3.080	0.440	147.43
18	6	TC2 Franz ENGSTLER	DEU	BMW E90 320 TC	1:55.315	2	3	6.002	2.922	143.70
19	27	TC2 John FILIPPI	FRA	SEAT Leon WTCC	1:56.753	2	7	7.440	1.438	141.93
20	38	TC2 William LOK	HKG	SEAT Leon WTCC	1:58.664	8	8	9.351	1.911	139.64
21	26	TC2 Filipe DE SOUZA	MAC	BMW E90 320 TC	1:58.719	3	7	9.406	0.055	139.58

QUALIFICATION MAXIMA OF CLASS (107%)

(TC1 1:56.964) (TC2 2:03.387)

For Media Information Purposes - No Regulatory Value.

Shanghai International Circuit

Circuit Length: 4.603 km / 2.860 miles

Start: 13:35 Flag: 13:55

Weather/Track: Cloud 23C / Dry 24C

Race Director	Steward:	Timekeeper	Posted at:
---------------	----------	------------	------------

www.mstworld.com

Printed -14:02 Saturday, 11 October 2014



FIA WORLD TOURING CAR CHAMPIONSHIP QUALIFYING 1 RESULT

NO	CL	DRIVER	NAT	CAR	TIME	ON	LAPS	GAP	DIFF	KM/H
1	33	TC1 MA Qing Hua	CHN	Citroen C-Elysee WTCC	1:49.313	3	6			151.59
2	1	TC1 Yvan MULLER	FRA	Citroen C-Elysee WTCC	1:49.514	6	8	0.201	0.201	151.31
3	37	TC1 Jose Maria LOPEZ	ARG	Citroen C-Elysee WTCC	1:49.546	6	9	0.233	0.032	151.26
4	9	TC1 Sebastien LOEB	FRA	Citroen C-Elysee WTCC	1:49.875	5	6	0.562	0.329	150.81
5	3	TC1 Tom CHILTON	GBR	Chevrolet RML Cruze TC1	1:50.229	5	6	0.916	0.354	150.33
6	2	TC1 Gabriele TARQUINI	ITA	Honda Civic WTCC	1:50.266	4	5	0.953	0.037	150.28
7	5	TC1 Norbert MICHELISZ	HUN	Honda Civic WTCC	1:50.312	2	6	0.999	0.046	150.21
8	18	TC1 Tiago MONTEIRO	PRT	Honda Civic WTCC	1:50.657	5	6	1.344	0.345	149.74
9	4	TC1 Tom CORONEL	NLD	Chevrolet RML Cruze TC1	1:50.694	5	7	1.381	0.037	149.69
10	25	TC1 Mehdi BENNANI	MAR	Honda Civic WTCC	1:50.782	4	6	1.469	0.088	149.58
11	98	TC1 Dusan BORKOVIC	SRB	Chevrolet RML Cruze TC1	1:50.867	5	6	1.554	0.085	149.46
12	7	TC1 Hugo VALENTE	FRA	Chevrolet RML Cruze TC1	1:51.300	5	6	1.987	0.433	148.88
13	10	TC1 Gianni MORBIDELLI	ITA	Chevrolet RML Cruze TC1	1:51.655	2	6	2.342	0.355	148.41
14	11	TC1 James THOMPSON	GBR	Lada Granta 1.6T	1:51.662	3	7	2.349	0.007	148.40
15	12	TC1 Rob HUFF	GBR	Lada Granta 1.6T	1:51.781	8	8	2.468	0.119	148.24
16	14	TC1 Mikhail KOZLOVSKIY	RUS	Lada Granta 1.6T	1:51.953	8	8	2.640	0.172	148.01
17	77	TC1 Rene MUNNICH	DEU	Chevrolet RML Cruze TC1	1:52.393	2	5	3.080	0.440	147.43
18	6	TC2 Franz ENGSTLER	DEU	BMW E90 320 TC	1:55.315	2	3	6.002	2.922	143.70
19	27	TC2 John FILIPPI	FRA	SEAT Leon WTCC	1:56.753	2	7	7.440	1.438	141.93
20	38	TC2 William LOK	HKG	SEAT Leon WTCC	1:58.664	8	8	9.351	1.911	139.64
21	26	TC2 Filipe DE SOUZA	MAC	BMW E90 320 TC	1:58.719	3	7	9.406	0.055	139.58

QUALIFICATION MAXIMA OF CLASS (107%)

(TC1 1:56.964) (TC2 2:03.387)

Weather/Track: Cloud 23C / Dry 24C

Shanghai International Circuit
Circuit Length: 4.603 km / 2.860 miles
Start: 13:35 Flag: 13:55

Steward	Steward:	Steward
---------	----------	---------

www.mstworld.com

Printed -16:43 Saturday, 11 October 2014



FIA WORLD TOURING CAR CHAMPIONSHIP QUALIFYING 1 - SECTOR ANALYSIS

1 Yvan MULLER (FRA)										Citroen C-Elysee WTCC					TC1						
LAP	SECTOR 1			SECTOR 2			SECTOR 3			TOTAL LAP	LAP	SECTOR 1			SECTOR 2			SECTOR 3			TOTAL LAP
1	OUT	105.5	33.138	-	41.066	185.2	2:15.104			5	OUT	106.4	32.925	-	41.970	189.1	5:58.060				
2	43.732	117.7	29.883	-	38.487	186.8	1:52.102			6	42.421	114.7	29.130	-	37.963	-	1:49.514				
3	43.397	124.5	30.206	-	38.603	187.1	1:52.206			7	48.042	100.8	34.842	-	44.321	177.0	2:07.205				
4	43.851	110.7	31.966	-	IN	-	2:02.434	Pit		8	46.882	100.4	31.702	-	IN	-	2:10.897	Pit			
IDEAL LAP TIME: 1:49.514										FASTEST LAP: 1:49.514					DIFFERENCE: 0.000						

2 Gabriele TARQUINI (ITA)										Honda Civic WTCC					TC1						
LAP	SECTOR 1			SECTOR 2			SECTOR 3			TOTAL LAP	LAP	SECTOR 1			SECTOR 2			SECTOR 3			TOTAL LAP
1	OUT	91.3	31.643	-	39.316	184.6	2:19.058			4	42.624	120.2	29.308	-	38.334	186.5	1:50.266				
2	43.583	116.7	29.970	-	IN	-	2:05.837	Pit		5	45.787	112.6	32.381	-	IN	-	2:05.527	Pit			
3	OUT	113.8	31.358	-	39.215	187.5	6:51.192														
IDEAL LAP TIME: 1:50.266										FASTEST LAP: 1:50.266					DIFFERENCE: 0.000						

3 Tom CHILTON (GBR)										Chevrolet RML Cruze TC1					TC1						
LAP	SECTOR 1			SECTOR 2			SECTOR 3			TOTAL LAP	LAP	SECTOR 1			SECTOR 2			SECTOR 3			TOTAL LAP
1	OUT	103.5	32.348	-	48.254	185.2	2:34.756			4	OUT	103.9	32.293	-	40.250	187.1	6:58.181				
2	42.933	119.6	29.344	-	38.472	186.8	1:50.749			5	42.510	115.3	29.349	-	38.370	187.5	1:50.229				
3	44.702	115.2	31.683	-	IN	-	2:08.904	Pit		6	43.403	114.6	30.422	-	IN	-	2:04.179	Pit			
IDEAL LAP TIME: 1:50.224										FASTEST LAP: 1:50.229					DIFFERENCE: +0.005						

4 Tom CORONEL (NLD)										Chevrolet RML Cruze TC1					TC1						
LAP	SECTOR 1			SECTOR 2			SECTOR 3			TOTAL LAP	LAP	SECTOR 1			SECTOR 2			SECTOR 3			TOTAL LAP
1	OUT	114.4	31.801	-	48.351	183.6	2:36.418			5	42.679	118.1	29.394	-	38.621	185.5	1:50.694				
2	43.003	109.6	29.730	-	38.632	184.6	1:51.365			6	43.264	120.1	29.980	-	39.116	186.8	1:52.360				
3	43.313	117.6	30.097	-	IN	-	2:02.389	Pit		7	50.431	99.4	34.030	-	IN	-	2:21.520	Pit			
4	OUT	103.6	32.391	-	40.315	186.8	7:03.277														
IDEAL LAP TIME: 1:50.694										FASTEST LAP: 1:50.694					DIFFERENCE: 0.000						

5 Norbert MICHELISZ (HUN)										Honda Civic WTCC					TC1						
LAP	SECTOR 1			SECTOR 2			SECTOR 3			TOTAL LAP	LAP	SECTOR 1			SECTOR 2			SECTOR 3			TOTAL LAP
1	OUT	94.8	34.631	-	43.276	187.5	7:00.564			4	OUT	98.0	34.638	-	43.451	188.4	6:39.244				
2	43.100	109.2	29.046	-	38.166	188.1	1:50.312			5	43.200	114.6	28.981	-	38.240	188.8	1:50.421				
3	42.918	113.1	29.450	-	IN	-	2:04.595	Pit		6	43.024	115.7	29.466	-	IN	-	2:04.847	Pit			
IDEAL LAP TIME: 1:50.065										FASTEST LAP: 1:50.312					DIFFERENCE: +0.247						



FIA WORLD TOURING CAR CHAMPIONSHIP QUALIFYING 1 - SECTOR ANALYSIS

6 Franz ENGSTLER (DEU)		BMW E90 320 TC										TC2				
LAP	SECTOR 1	SECTOR 2	SECTOR 3	TOTAL LAP	LAP	SECTOR 1	SECTOR 2	SECTOR 3	TOTAL LAP							
1	OUT	104.1	33.303	-	42.867	175.0	2:49.293	3	50.153	94.3	35.462	-	IN	-	2:26.587	Pit
2	44.427	110.0	30.491	-	40.397	176.4	1:55.315									
IDEAL LAP TIME: 1:55.315				FASTEST LAP: 1:55.315				DIFFERENCE: 0.000								

7 Hugo VALENTE (FRA)		Chevrolet RML Cruze TC1										TC1					
LAP	SECTOR 1	SECTOR 2	SECTOR 3	TOTAL LAP	LAP	SECTOR 1	SECTOR 2	SECTOR 3	TOTAL LAP								
1	OUT	111.4	33.112	-	39.943	185.2	4:14.166	4	OUT	117.3	32.321	-	40.219	186.8	5:25.072		
2	43.033	114.3	29.862	-	38.769	187.1	1:51.664	5	42.686	116.4	-	-	187.8	1:51.300			
3	42.854	129.7	30.263	-	IN	-	2:04.374	Pit	6	43.227	114.7	30.113	-	IN	-	2:01.405	Pit
IDEAL LAP TIME: 1:51.300				FASTEST LAP: 1:51.300				DIFFERENCE: 0.000									

9 Sebastien LOEB (FRA)		Citroen C-Elysee WTCC										TC1					
LAP	SECTOR 1	SECTOR 2	SECTOR 3	TOTAL LAP	LAP	SECTOR 1	SECTOR 2	SECTOR 3	TOTAL LAP								
1	OUT	110.8	33.574	-	45.472	185.8	2:21.139	4	OUT	126.2	32.307	-	39.559	187.8	5:01.581		
2	43.330	135.9	30.088	-	38.665	-	1:52.083	5	42.638	113.0	29.130	-	38.107	188.8	1:49.875		
3	45.312	137.4	30.296	-	IN	-	2:00.529	Pit	6	42.644	114.8	29.427	-	IN	-	1:59.464	Pit
IDEAL LAP TIME: 1:49.875				FASTEST LAP: 1:49.875				DIFFERENCE: 0.000									

10 Gianni MORBIDELLI (ITA)		Chevrolet RML Cruze TC1										TC1					
LAP	SECTOR 1	SECTOR 2	SECTOR 3	TOTAL LAP	LAP	SECTOR 1	SECTOR 2	SECTOR 3	TOTAL LAP								
1	OUT	111.1	31.949	-	48.253	185.8	2:37.477	4	OUT	102.8	32.212	-	40.244	186.5	7:01.560		
2	43.105	115.7	29.488	-	39.062	176.4	1:51.655	5	43.159	124.7	29.608	-	39.005	186.8	1:51.772		
3	43.625	121.3	30.196	-	IN	-	2:03.595	Pit	6	44.294	114.8	30.109	-	IN	-	2:04.221	Pit
IDEAL LAP TIME: 1:51.598				FASTEST LAP: 1:51.655				DIFFERENCE: +0.057									

11 James THOMPSON (GBR)		Lada Granta 1.6T										TC1				
LAP	SECTOR 1	SECTOR 2	SECTOR 3	TOTAL LAP	LAP	SECTOR 1	SECTOR 2	SECTOR 3	TOTAL LAP							
1	OUT	98.7	32.352	-	IN	-	2:40.864	Pit	5	OUT	97.0	34.583	-	43.365	185.8	6:36.213
2	OUT	99.2	34.295	-	43.890	184.9	4:21.087	6	43.239	114.1	29.525	-	39.039	185.2	1:51.803	
3	43.264	114.0	29.583	-	38.815	185.8	1:51.662	7	45.036	125.1	30.824	-	IN	-	2:05.119	Pit
4	44.645	115.1	31.817	-	IN	-	2:05.707	Pit								
IDEAL LAP TIME: 1:51.579				FASTEST LAP: 1:51.662				DIFFERENCE: +0.083								



FIA WORLD TOURING CAR CHAMPIONSHIP QUALIFYING 1 - SECTOR ANALYSIS

12 Rob HUFF (GBR)										Lada Granta 1.6T					TC1						
LAP	SECTOR 1			SECTOR 2			SECTOR 3			TOTAL LAP	LAP	SECTOR 1			SECTOR 2			SECTOR 3			TOTAL LAP
1	OUT	102.4	32.021	-	47.678	184.6	2:32.025			5	43.311	118.1	29.654	-	39.094	184.9	1:52.059				
2	43.681	114.7	29.884	-	38.992	182.4	1:52.557			6	44.022	111.9	30.343	-	IN	-	2:00.024	Pit			
3	44.358	113.6	30.428	-	IN	-	2:03.824	Pit		7	OUT	84.8	36.276	-	46.822	182.7	4:53.738				
4	OUT	102.6	31.494	-	40.093	185.5	4:35.242			8	43.181	118.7	29.624	-	38.976	184.3	1:51.781				
IDEAL LAP TIME: 1:51.781										FASTEST LAP: 1:51.781					DIFFERENCE: 0.000						

14 Mikhail KOZLOVSKIY (RUS)										Lada Granta 1.6T					TC1						
LAP	SECTOR 1			SECTOR 2			SECTOR 3			TOTAL LAP	LAP	SECTOR 1			SECTOR 2			SECTOR 3			TOTAL LAP
1	OUT	102.4	32.320	-	47.520	185.5	2:31.097			5	43.399	116.5	29.706	-	39.016	183.9	1:52.121				
2	43.905	111.0	30.158	-	38.978	184.9	1:53.041			6	45.378	114.8	30.675	-	IN	-	2:04.244	Pit			
3	44.078	116.0	30.425	-	IN	-	2:02.691	Pit		7	OUT	111.0	31.389	-	39.703	185.2	3:45.597				
4	OUT	109.3	31.726	-	39.883	184.9	4:35.935			8	43.222	115.2	29.853	-	38.878	185.8	1:51.953				
IDEAL LAP TIME: 1:51.806										FASTEST LAP: 1:51.953					DIFFERENCE: +0.147						

18 Tiago MONTEIRO (PRT)										Honda Civic WTCC					TC1						
LAP	SECTOR 1			SECTOR 2			SECTOR 3			TOTAL LAP	LAP	SECTOR 1			SECTOR 2			SECTOR 3			TOTAL LAP
1	OUT	107.2	32.771	-	47.549	184.3	2:30.079			4	OUT	110.9	30.522	-	39.665	187.5	4:53.302				
2	43.830	120.9	30.103	-	38.737	185.2	1:52.670			5	42.897	118.9	29.413	-	38.347	187.1	1:50.657				
3	44.064	117.8	30.324	-	IN	-	2:01.581	Pit		6	45.182	110.3	31.668	-	IN	-	2:06.029	Pit			
IDEAL LAP TIME: 1:50.657										FASTEST LAP: 1:50.657					DIFFERENCE: 0.000						

25 Mehdi BENNANI (MAR)										Honda Civic WTCC					TC1						
LAP	SECTOR 1			SECTOR 2			SECTOR 3			TOTAL LAP	LAP	SECTOR 1			SECTOR 2			SECTOR 3			TOTAL LAP
1	OUT	107.1	32.435	-	47.808	184.3	2:30.691			4	42.941	113.2	29.401	-	38.440	185.2	1:50.782				
2	43.944	105.4	30.158	-	IN	-	2:01.984	Pit		5	45.400	102.5	31.960	-	IN	-	2:07.287	Pit			
3	OUT	115.2	30.749	-	39.203	187.8	6:45.573			6	OUT	91.1	36.455	-	IN	-	4:44.858	Pit			
IDEAL LAP TIME: 1:50.782										FASTEST LAP: 1:50.782					DIFFERENCE: 0.000						

26 Filipe DE SOUZA (MAC)										BMW E90 320 TC					TC2						
LAP	SECTOR 1			SECTOR 2			SECTOR 3			TOTAL LAP	LAP	SECTOR 1			SECTOR 2			SECTOR 3			TOTAL LAP
1	OUT	99.2	35.446	-	43.410	173.9	3:05.643			5	OUT	109.8	32.463	-	42.752	175.0	6:22.432				
2	46.583	114.0	31.429	-	40.990	174.7	1:59.002			6	46.318	109.8	31.465	-	41.165	175.0	1:58.948				
3	46.232	111.6	31.571	-	40.916	173.9	1:58.719			7	46.193	123.8	34.001	-	46.912	174.1	2:07.106				
4	48.443	103.7	32.613	-	IN	-	2:18.889	Pit													
IDEAL LAP TIME: 1:58.538										FASTEST LAP: 1:58.719					DIFFERENCE: +0.181						



FIA WORLD TOURING CAR CHAMPIONSHIP QUALIFYING 1 - SECTOR ANALYSIS

27 John FILIPPI (FRA)					SEAT Leon WTCC					TC2
LAP	SECTOR 1	SECTOR 2	SECTOR 3	TOTAL LAP	LAP	SECTOR 1	SECTOR 2	SECTOR 3	TOTAL LAP	
1	OUT	110.6	31.001	-	41.955	176.7	2:49.752			
2	45.011	116.1	30.677	-	41.065	165.3	1:56.753			
3	47.121	111.7	31.597	-	IN	-	2:10.556	Pit		
4	OUT	113.4	30.868	-	50.018	173.9	6:14.302			
IDEAL LAP TIME: 1:56.358					FASTEST LAP: 1:56.753					DIFFERENCE: +0.395

33 MA Qing Hua (CHN)					Citroen C-Elysee WTCC					TC1
LAP	SECTOR 1	SECTOR 2	SECTOR 3	TOTAL LAP	LAP	SECTOR 1	SECTOR 2	SECTOR 3	TOTAL LAP	
1	OUT	111.7	30.549	-	IN	-	2:22.910	Pit		
2	OUT	99.4	35.017	-	44.720	-	6:33.983			
3	42.375	128.4	29.155	-	37.783	-	1:49.313			
4	48.430	114.0	37.061	-	50.393	165.1	2:15.884			
5	59.255	106.3	37.723	-	56.075	150.0	2:33.053			
6	53.080	106.0	39.041	-	IN	-	2:32.377	Pit		
IDEAL LAP TIME: 1:49.313					FASTEST LAP: 1:49.313					DIFFERENCE: 0.000

37 Jose Maria LOPEZ (ARG)					Citroen C-Elysee WTCC					TC1
LAP	SECTOR 1	SECTOR 2	SECTOR 3	TOTAL LAP	LAP	SECTOR 1	SECTOR 2	SECTOR 3	TOTAL LAP	
1	OUT	95.1	34.286	-	47.016	183.0	2:28.981			
2	43.661	140.3	30.113	-	38.578	187.5	1:52.352			
3	43.201	124.1	30.107	-	38.658	186.2	1:51.966			
4	43.609	120.2	30.240	-	IN	-	2:04.758	Pit		
5	OUT	110.6	32.391	-	39.976	-	5:13.695			
6	42.260	124.7	29.173	-	38.113	-	1:49.546			
7	43.875	110.4	29.951	-	38.239	189.1	1:52.065			
8	43.287	115.8	29.755	-	38.541	187.5	1:51.583			
9	43.586	124.6	30.172	-	IN	-	2:08.888	Pit		
IDEAL LAP TIME: 1:49.546					FASTEST LAP: 1:49.546					DIFFERENCE: 0.000

38 William LOK (HKG)					SEAT Leon WTCC					TC2
LAP	SECTOR 1	SECTOR 2	SECTOR 3	TOTAL LAP	LAP	SECTOR 1	SECTOR 2	SECTOR 3	TOTAL LAP	
1	OUT	105.2	34.785	-	45.389	170.6	2:59.944			
2	47.002	113.9	32.457	-	41.244	173.3	2:00.703			
3	46.596	105.4	31.816	-	41.370	173.6	1:59.782			
4	53.307	92.9	34.918	-	IN	-	2:25.323	Pit		
5	OUT	111.5	33.613	-	41.887	173.3	4:59.143			
6	46.436	117.2	31.781	-	41.044	175.0	1:59.261			
7	46.630	110.1	31.926	-	40.936	173.3	1:59.492			
8	45.927	111.7	31.581	-	41.156	174.4	1:58.664			
IDEAL LAP TIME: 1:58.444					FASTEST LAP: 1:58.664					DIFFERENCE: +0.220



FIA WORLD TOURING CAR CHAMPIONSHIP QUALIFYING 1 - SECTOR ANALYSIS

77 Rene MUNNICH (DEU)					Chevrolet RML Cruze TC1					TC1					
LAP	SECTOR 1		SECTOR 2		SECTOR 3		TOTAL LAP	LAP	SECTOR 1		SECTOR 2		SECTOR 3		TOTAL LAP
1	OUT	127.7	31.228	-	47.772	186.8	2:38.575	4	OUT	107.0	31.935	-	41.014	186.8	7:00.460
2	43.634	113.3	29.932	-	38.827	186.2	1:52.393	5	43.778	117.5	29.755	-	IN	-	1:59.674 Pit
3	44.075	115.4	30.058	-	IN	-	2:05.129 Pit								
IDEAL LAP TIME: 1:52.216							FASTEST LAP: 1:52.393					DIFFERENCE: +0.177			

98 Dusan BORKOVIC (SRB)					Chevrolet RML Cruze TC1					TC1					
LAP	SECTOR 1		SECTOR 2		SECTOR 3		TOTAL LAP	LAP	SECTOR 1		SECTOR 2		SECTOR 3		TOTAL LAP
1	OUT	100.6	35.385	-	44.589	184.6	2:48.354	4	OUT	102.7	34.320	-	43.442	185.8	7:18.907
2	43.188	112.1	29.563	-	38.648	185.2	1:51.399	5	42.994	112.7	29.244	-	38.629	187.5	1:50.867
3	47.142	101.9	32.441	-	IN	-	2:15.070 Pit	6	43.252	110.3	29.673	-	IN	-	2:17.801 Pit
IDEAL LAP TIME: 1:50.867							FASTEST LAP: 1:50.867					DIFFERENCE: 0.000			



FIA WORLD TOURING CAR CHAMPIONSHIP QUALIFYING 1 - BEST SECTOR SPEEDS

	INTERMEDIATE 1			INTERMEDIATE 2			FINISH LINE					
	NO	NAME	SPEED	LAP	NO	NAME	SPEED	LAP	NO	NAME	SPEED	LAP
1	37	LOPEZ	140.3	2					37	LOPEZ	189.1	7
2	9	LOEB	137.4	3					1	MULLER	189.1	5
3	7	VALENTE	129.7	3					9	LOEB	188.8	5
4	33	MA	128.4	3					5	MICHELISZ	188.8	5
5	77	MUNNICH	127.7	1					7	VALENTE	187.8	5
6	11	THOMPSON	125.1	7					25	BENNANI	187.8	3
7	10	MORBIDELLI	124.7	5					98	BORKOVIC	187.5	5
8	1	MULLER	124.5	3					3	CHILTON	187.5	5
9	26	DE SOUZA	123.8	7					18	MONTEIRO	187.5	4
10	18	MONTEIRO	120.9	2					2	TARQUINI	187.5	3
11	2	TARQUINI	120.2	4					4	CORONEL	186.8	6
12	4	CORONEL	120.1	6					10	MORBIDELLI	186.8	5
13	27	FILIPPI	120.0	5					77	MUNNICH	186.8	4
14	3	CHILTON	119.6	2					14	KOZLOVSKIY	185.8	8
15	12	HUFF	118.7	8					11	THOMPSON	185.8	5
16	38	LOK	117.2	6					12	HUFF	185.5	4
17	14	KOZLOVSKIY	116.5	5					27	FILIPPI	176.7	1
18	5	MICHELISZ	115.7	6					6	ENGSTLER	176.4	2
19	25	BENNANI	115.2	3					26	DE SOUZA	175.0	6
20	98	BORKOVIC	112.7	5					38	LOK	175.0	6
21	6	ENGSTLER	110.0	2					33	MA	165.1	4



FIA WORLD TOURING CAR CHAMPIONSHIP QUALIFYING 1 - BEST SECTOR TIMES

	SECTOR 1			SECTOR 2			SECTOR 3			IDEAL/BEST LAP COMPARISON					
	NO	TIME	LAP	NO	TIME	LAP	NO	TIME	LAP	NO	NAME	IDEAL	BEST	LAP	DIFF
1	37	42.260	6	5	28.981	5	33	37.783	3	33	MA	1:49.313	1:49.313	3	0.000
2	33	42.375	3	1	29.130	6	1	37.963	6	1	MULLER	1:49.514	1:49.514	6	0.000
3	1	42.421	6	9	29.130	5	9	38.107	5	37	LOPEZ	1:49.546	1:49.546	6	0.000
4	3	42.510	5	33	29.155	3	37	38.113	6	9	LOEB	1:49.875	1:49.875	5	0.000
5	2	42.624	4	37	29.173	6	5	38.166	2	5	MICHELISZ	1:50.065	1:50.312	2	+0.247
6	9	42.638	5	98	29.244	5	2	38.334	4	3	CHILTON	1:50.224	1:50.229	5	+0.005
7	4	42.679	5	2	29.308	4	18	38.347	5	2	TARQUINI	1:50.266	1:50.266	4	0.000
8	7	42.686	5	3	29.344	2	3	38.370	5	18	MONTEIRO	1:50.657	1:50.657	5	0.000
9	18	42.897	5	4	29.394	5	25	38.440	4	4	CORONEL	1:50.694	1:50.694	5	0.000
10	5	42.918	3	25	29.401	4	4	38.621	5	25	BENNANI	1:50.782	1:50.782	4	0.000
11	25	42.941	4	18	29.413	5	98	38.629	5	98	BORKOVIC	1:50.867	1:50.867	5	0.000
12	98	42.994	5	10	29.488	2	7	38.769	2	7	VALENTE	1:51.317	1:51.300	5	-1.17
13	10	43.105	2	11	29.525	6	11	38.815	3	11	THOMPSON	1:51.579	1:51.662	3	+0.083
14	12	43.181	8	12	29.624	8	77	38.827	2	10	MORBIDELLI	1:51.598	1:51.655	2	+0.057
15	14	43.222	8	14	29.706	5	14	38.878	8	12	HUFF	1:51.781	1:51.781	8	0.000
16	11	43.239	6	77	29.755	5	12	38.976	8	14	KOZLOVSKIY	1:51.806	1:51.953	8	+0.147
17	77	43.634	2	7	29.862	2	10	39.005	5	77	MUNNICH	1:52.216	1:52.393	2	+0.177
18	6	44.427	2	6	30.491	2	6	40.397	2	6	ENGSTLER	1:55.315	1:55.315	2	0.000
19	27	45.011	2	27	30.677	2	27	40.670	5	27	FILIPPI	1:56.358	1:56.753	2	+0.395
20	38	45.927	8	26	31.429	2	26	40.916	3	38	LOK	1:58.444	1:58.664	8	+0.220
21	26	46.193	7	38	31.581	8	38	40.936	7	26	DE SOUZA	1:58.538	1:58.719	3	+0.181

'Perfect Lap' - 1:49.024



Weather/Track: Cloud 23C / Dry 24C

www.mstworld.com



Shanghai International Circuit

Circuit Length: 4.603 km / 2.860 miles

Printed - 14:52 Saturday, 11 October 2014

FIA WORLD TOURING CAR CHAMPIONSHIP QUALIFYING 2 - PROVISIONAL CLASSIFICATION

	NO	CL	DRIVER	NAT	CAR	TIME	ON	LAPS	GAP	DIFF	KM/H
1	1	TC1	Yvan MULLER	FRA	Citroen C-Elysee WTCC	1:49.299	2	5			151.60
2	37	TC1	Jose Maria LOPEZ	ARG	Citroen C-Elysee WTCC	1:49.418	2	6	0.119	0.119	151.44
3	33	TC1	MA Qing Hua	CHN	Citroen C-Elysee WTCC	1:49.436	2	4	0.137	0.018	151.42
4	9	TC1	Sebastien LOEB	FRA	Citroen C-Elysee WTCC	1:49.579	2	3	0.280	0.143	151.22
5	5	TC1	Norbert MICHELISZ	HUN	Honda Civic WTCC	1:49.848	2	5	0.549	0.269	150.85
6	18	TC1	Tiago MONTEIRO	PRT	Honda Civic WTCC	1:50.178	2	5	0.879	0.330	150.40
7	2	TC1	Gabriele TARQUINI	ITA	Honda Civic WTCC	1:50.229	2	5	0.930	0.051	150.33
8	3	TC1	Tom CHILTON	GBR	Chevrolet RML Cruze TC1	1:50.351	2	3	1.052	0.122	150.16
9	7	TC1	Hugo VALENTE	FRA	Chevrolet RML Cruze TC1	1:50.406	2	3	1.107	0.055	150.08
10	25	TC1	Mehdi BENNANI	MAR	Honda Civic WTCC	1:50.528	5	5	1.229	0.122	149.92
11	4	TC1	Tom CORONEL	NLD	Chevrolet RML Cruze TC1	1:50.548	2	3	1.249	0.020	149.89
12	98	TC1	Dusan BORKOVIC	SRB	Chevrolet RML Cruze TC1	1:51.665	2	4	2.366	1.117	148.39

For Media Information Purposes - No Regulatory Value.

Shanghai International Circuit
Circuit Length: 4.603 km / 2.860 miles
Start: 14:00 Flag: 14:10

Weather/Track: Cloud 24C / Dry 24C

Race Director	Steward:	Timekeeper	Posted at:
---------------	----------	------------	------------

www.mstworld.com

Printed -14:14 Saturday, 11 October 2014



FIA WORLD TOURING CAR CHAMPIONSHIP QUALIFYING 2 RESULT

NO	CL	DRIVER	NAT	CAR	TIME	ON	LAPS	GAP	DIFF	KM/H
1	1	TC1 Yvan MULLER	FRA	Citroen C-Elysee WTCC	1:49.299	2	5			151.60
2	37	TC1 Jose Maria LOPEZ	ARG	Citroen C-Elysee WTCC	1:49.418	2	6	0.119	0.119	151.44
3	33	TC1 MA Qing Hua	CHN	Citroen C-Elysee WTCC	1:49.436	2	4	0.137	0.018	151.42
4	9	TC1 Sebastien LOEB	FRA	Citroen C-Elysee WTCC	1:49.579	2	3	0.280	0.143	151.22
5	5	TC1 Norbert MICHELISZ	HUN	Honda Civic WTCC	1:49.848	2	5	0.549	0.269	150.85
6	18	TC1 Tiago MONTEIRO	PRT	Honda Civic WTCC	1:50.178	2	5	0.879	0.330	150.40
7	2	TC1 Gabriele TARQUINI	ITA	Honda Civic WTCC	1:50.229	2	5	0.930	0.051	150.33
8	3	TC1 Tom CHILTON	GBR	Chevrolet RML Cruze TC1	1:50.351	2	3	1.052	0.122	150.16
9	7	TC1 Hugo VALENTE	FRA	Chevrolet RML Cruze TC1	1:50.406	2	3	1.107	0.055	150.08
10	25	TC1 Mehdi BENNANI	MAR	Honda Civic WTCC	1:50.528	5	5	1.229	0.122	149.92
11	4	TC1 Tom CORONEL	NLD	Chevrolet RML Cruze TC1	1:50.548	2	3	1.249	0.020	149.89
12	98	TC1 Dusan BORKOVIC	SRB	Chevrolet RML Cruze TC1	1:51.665	2	4	2.366	1.117	148.39

Weather/Track: Cloud 24C / Dry 24C

Shanghai International Circuit
Circuit Length: 4.603 km / 2.860 miles
Start: 14:00 Flag: 14:10

Steward	Steward:	Steward
---------	----------	---------

www.mstworld.com

Printed -17:25 Saturday, 11 October 2014



FIA WORLD TOURING CAR CHAMPIONSHIP QUALIFYING 2 - SECTOR ANALYSIS

1 Yvan MULLER (FRA)								Citroen C-Elysee WTCC				TC1
LAP	SECTOR 1	SECTOR 2	SECTOR 3	TOTAL LAP	LAP	SECTOR 1	SECTOR 2	SECTOR 3	TOTAL LAP			
1	OUT	104.7	32.775	-	41.902	-	2:16.791					
2	42.344	119.2	28.946	-	38.009	189.4	1:49.299					
3	42.888	118.0	29.602	-	IN	-	1:59.613	Pit				
IDEAL LAP TIME: 1:49.259					FASTEST LAP: 1:49.299					DIFFERENCE: +0.040		

2 Gabriele TARQUINI (ITA)								Honda Civic WTCC				TC1
LAP	SECTOR 1	SECTOR 2	SECTOR 3	TOTAL LAP	LAP	SECTOR 1	SECTOR 2	SECTOR 3	TOTAL LAP			
1	OUT	98.1	32.484	-	43.902	187.1	2:24.303					
2	42.686	122.6	29.276	-	38.267	187.8	1:50.229					
3	43.087	124.6	29.563	-	IN	-	1:57.107	Pit				
IDEAL LAP TIME: 1:50.159					FASTEST LAP: 1:50.229					DIFFERENCE: +0.070		

3 Tom CHILTON (GBR)								Chevrolet RML Cruze TC1				TC1
LAP	SECTOR 1	SECTOR 2	SECTOR 3	TOTAL LAP	LAP	SECTOR 1	SECTOR 2	SECTOR 3	TOTAL LAP			
1	OUT	98.4	32.090	-	47.525	186.8	2:31.702					
2	42.518	116.7	29.416	-	38.417	186.2	1:50.351					
IDEAL LAP TIME: 1:50.351					FASTEST LAP: 1:50.351					DIFFERENCE: 0.000		

4 Tom CORONEL (NLD)								Chevrolet RML Cruze TC1				TC1
LAP	SECTOR 1	SECTOR 2	SECTOR 3	TOTAL LAP	LAP	SECTOR 1	SECTOR 2	SECTOR 3	TOTAL LAP			
1	OUT	-	33.022	-	42.477	186.8	2:28.459					
2	42.521	121.3	29.583	-	38.444	185.2	1:50.548					
IDEAL LAP TIME: 1:50.548					FASTEST LAP: 1:50.548					DIFFERENCE: 0.000		

5 Norbert MICHELISZ (HUN)								Honda Civic WTCC				TC1
LAP	SECTOR 1	SECTOR 2	SECTOR 3	TOTAL LAP	LAP	SECTOR 1	SECTOR 2	SECTOR 3	TOTAL LAP			
1	OUT	91.5	32.589	-	46.654	188.8	2:29.599					
2	42.754	116.8	29.106	-	37.988	190.1	1:49.848					
3	43.344	111.2	29.896	-	IN	-	1:58.756	Pit				
IDEAL LAP TIME: 1:49.834					FASTEST LAP: 1:49.848					DIFFERENCE: +0.014		



FIA WORLD TOURING CAR CHAMPIONSHIP QUALIFYING 2 - SECTOR ANALYSIS

7 Hugo VALENTE (FRA)					Chevrolet RML Cruze TC1					TC1						
LAP	SECTOR 1	SECTOR 2	SECTOR 3	TOTAL LAP	LAP	SECTOR 1	SECTOR 2	SECTOR 3	TOTAL LAP							
1	OUT	92.7	37.480	-	47.990	188.8	2:39.809	3	43.331	111.0	31.363	-	IN	-	2:08.063	Pit
2	42.502	116.1	29.666	-	38.238	188.4	1:50.406									
IDEAL LAP TIME: 1:50.406					FASTEST LAP: 1:50.406					DIFFERENCE: 0.000						

9 Sebastien LOEB (FRA)					Citroen C-Elysee WTCC					TC1						
LAP	SECTOR 1	SECTOR 2	SECTOR 3	TOTAL LAP	LAP	SECTOR 1	SECTOR 2	SECTOR 3	TOTAL LAP							
1	OUT	108.5	32.923	-	45.051	187.8	2:26.507	3	43.129	112.3	29.600	-	IN	-	1:58.041	Pit
2	42.143	121.2	29.332	-	38.104	189.4	1:49.579									
IDEAL LAP TIME: 1:49.579					FASTEST LAP: 1:49.579					DIFFERENCE: 0.000						

18 Tiago MONTEIRO (PRT)					Honda Civic WTCC					TC1						
LAP	SECTOR 1	SECTOR 2	SECTOR 3	TOTAL LAP	LAP	SECTOR 1	SECTOR 2	SECTOR 3	TOTAL LAP							
1	OUT	97.5	32.750	-	45.434	187.8	2:27.664	4	OUT	110.7	33.601	-	48.385	187.8	3:31.448	
2	42.475	120.9	29.426	-	38.277	187.5	1:50.178	5	42.617	119.6	29.469	-	38.168	188.1	1:50.254	
3	43.335	116.9	29.950	-	IN	-	1:58.023	Pit								
IDEAL LAP TIME: 1:50.069					FASTEST LAP: 1:50.178					DIFFERENCE: +0.109						

25 Mehdi BENNANI (MAR)					Honda Civic WTCC					TC1						
LAP	SECTOR 1	SECTOR 2	SECTOR 3	TOTAL LAP	LAP	SECTOR 1	SECTOR 2	SECTOR 3	TOTAL LAP							
1	OUT	105.7	32.039	-	46.755	187.8	2:30.252	4	OUT	97.5	32.430	-	49.407	187.8	3:29.534	
2	42.680	114.4	29.404	-	38.494	184.9	1:50.578	5	42.618	113.1	29.509	-	38.401	187.5	1:50.528	
3	43.159	111.2	29.827	-	IN	-	1:59.072	Pit								
IDEAL LAP TIME: 1:50.423					FASTEST LAP: 1:50.528					DIFFERENCE: +0.105						

33 MA Qing Hua (CHN)					Citroen C-Elysee WTCC					TC1						
LAP	SECTOR 1	SECTOR 2	SECTOR 3	TOTAL LAP	LAP	SECTOR 1	SECTOR 2	SECTOR 3	TOTAL LAP							
1	OUT	-	38.774	-	47.615	-	2:38.883	3	44.769	137.2	31.078	-	IN	-	2:07.710	Pit
2	42.321	129.3	29.246	-	37.869	-	1:49.436	4	OUT	117.6	32.473	-	39.735	189.1	3:25.965	
IDEAL LAP TIME: 1:49.436					FASTEST LAP: 1:49.436					DIFFERENCE: 0.000						



FIA WORLD TOURING CAR CHAMPIONSHIP QUALIFYING 2 - SECTOR ANALYSIS

37 Jose Maria LOPEZ (ARG)		Citroen C-Elysee WTCC										TC1			
LAP	SECTOR 1	SECTOR 2	SECTOR 3	TOTAL LAP	LAP	SECTOR 1	SECTOR 2	SECTOR 3	TOTAL LAP						
1	OUT 109.5	32.641	-	43.894	-	2:23.839	4	42.974	125.4	30.052	-	39.104	187.8	1:52.130	
2	42.184	124.5	29.273	-	37.961	187.8	1:49.418	5	43.455	118.9	29.881	-	41.384	186.8	1:54.720
3	42.792	116.7	29.581	-	39.094	186.8	1:51.467	6	45.590	106.7	30.104	-	39.402	188.1	1:55.096
IDEAL LAP TIME: 1:49.418				FASTEST LAP: 1:49.418				DIFFERENCE: 0.000							

98 Dusan BORKOVIC (SRB)		Chevrolet RML Cruze TC1										TC1			
LAP	SECTOR 1	SECTOR 2	SECTOR 3	TOTAL LAP	LAP	SECTOR 1	SECTOR 2	SECTOR 3	TOTAL LAP						
1	OUT 102.1	31.680	-	41.868	186.5	3:10.289	3	43.029	113.0	29.745	-	38.919	186.8	1:51.693	
2	42.879	114.2	29.345	-	39.441	187.5	1:51.665	4	54.509	91.3	37.051	-	IN	-	2:34.752 Pit
IDEAL LAP TIME: 1:51.143				FASTEST LAP: 1:51.665				DIFFERENCE: +0.522							



FIA WORLD TOURING CAR CHAMPIONSHIP QUALIFYING 2 - BEST SECTOR SPEEDS

	INTERMEDIATE 1			INTERMEDIATE 2			FINISH LINE					
	NO	NAME	SPEED	LAP	NO	NAME	SPEED	LAP	NO	NAME	SPEED	LAP
1	33	MA	137.2	3					5	MICHELISZ	190.1	2
2	37	LOPEZ	125.4	4					9	LOEB	189.4	2
3	2	TARQUINI	124.6	3					1	MULLER	189.4	2
4	1	MULLER	121.5	5					33	MA	189.1	4
5	4	CORONEL	121.3	2					7	VALENTE	188.8	1
6	9	LOEB	121.2	2					37	LOPEZ	188.1	6
7	18	MONTEIRO	120.9	2					18	MONTEIRO	188.1	5
8	5	MICHELISZ	116.8	2					25	BENNANI	187.8	4
9	3	CHILTON	116.7	2					2	TARQUINI	187.8	2
10	7	VALENTE	116.1	2					98	BORKOVIC	187.5	2
11	25	BENNANI	114.4	2					4	CORONEL	186.8	1
12	98	BORKOVIC	114.2	2					3	CHILTON	186.8	1



FIA WORLD TOURING CAR CHAMPIONSHIP QUALIFYING 2 - BEST SECTOR TIMES

	SECTOR 1			SECTOR 2			SECTOR 3			IDEAL/BEST LAP COMPARISON					
	NO	TIME	LAP	NO	TIME	LAP	NO	TIME	LAP	NO	NAME	IDEAL	BEST	LAP	DIFF
1	9	42.143	2	1	28.946	2	33	37.869	2	1	MULLER	1:49.259	1:49.299	2	+0.040
2	37	42.184	2	5	29.092	5	37	37.961	2	37	LOPEZ	1:49.418	1:49.418	2	0.000
3	1	42.304	5	33	29.246	2	5	37.988	2	33	MA	1:49.436	1:49.436	2	0.000
4	33	42.321	2	37	29.273	2	1	38.009	2	9	LOEB	1:49.579	1:49.579	2	0.000
5	18	42.475	2	2	29.276	2	9	38.104	2	5	MICHELISZ	1:49.834	1:49.848	2	+0.014
6	7	42.502	2	9	29.332	2	18	38.168	5	18	MONTEIRO	1:50.069	1:50.178	2	+0.109
7	3	42.518	2	98	29.345	2	7	38.238	2	2	TARQUINI	1:50.159	1:50.229	2	+0.070
8	4	42.521	2	25	29.404	2	2	38.267	2	3	CHILTON	1:50.351	1:50.351	2	0.000
9	2	42.616	5	3	29.416	2	25	38.401	5	7	VALENTE	1:50.406	1:50.406	2	0.000
10	25	42.618	5	18	29.426	2	3	38.417	2	25	BENNANI	1:50.423	1:50.528	5	+0.105
11	5	42.754	2	4	29.583	2	4	38.444	2	4	CORONEL	1:50.548	1:50.548	2	0.000
12	98	42.879	2	7	29.666	2	98	38.919	3	98	BORKOVIC	1:51.143	1:51.665	2	+0.522

'Perfect Lap' - 1:48.958



Weather/Track: Cloud 24C / Dry 24C

www.mstworld.com



Shanghai International Circuit

Circuit Length: 4.603 km / 2.860 miles

Printed - 14:53 Saturday, 11 October 2014

FIA WORLD TOURING CAR CHAMPIONSHIP QUALIFYING 3 - PROVISIONAL CLASSIFICATION

	NO	CL	DRIVER	NAT	CAR	TIME	ON	LAPS	GAP	DIFF	KM/H
1	37	TC1	Jose Maria LOPEZ	ARG	Citroen C-Elysee WTCC	1:48.782	2	3			152.33
2	33	TC1	MA Qing Hua	CHN	Citroen C-Elysee WTCC	1:48.898	2	3	0.116	0.116	152.16
3	1	TC1	Yvan MULLER	FRA	Citroen C-Elysee WTCC	1:49.424	2	3	0.642	0.526	151.43
4	5	TC1	Norbert MICHELISZ	HUN	Honda Civic WTCC	1:49.681	2	3	0.899	0.257	151.08
5	9	TC1	Sebastien LOEB	FRA	Citroen C-Elysee WTCC	1:49.830	2	3	1.048	0.149	150.87

For Media Information Purposes - No Regulatory Value.

Shanghai International Circuit
Circuit Length: 4.603 km / 2.860 miles
Start: 14:17 Flag: 14:34

Weather/Track: Cloud 24C / Dry 26C

Race Director	Steward:	Timekeeper	Posted at:
---------------	----------	------------	------------

www.mstworld.com

Printed -14:36 Saturday, 11 October 2014



FIA WORLD TOURING CAR CHAMPIONSHIP QUALIFYING 3 RESULT

	NO	CL	DRIVER	NAT	CAR	TIME	ON	LAPS	GAP	DIFF	KM/H
1	37	TC1	Jose Maria LOPEZ	ARG	Citroen C-Elysee WTCC	1:48.782	2	3			152.33
2	33	TC1	MA Qing Hua	CHN	Citroen C-Elysee WTCC	1:48.898	2	3	0.116	0.116	152.16
3	1	TC1	Yvan MULLER	FRA	Citroen C-Elysee WTCC	1:49.424	2	3	0.642	0.526	151.43
4	5	TC1	Norbert MICHELISZ	HUN	Honda Civic WTCC	1:49.681	2	3	0.899	0.257	151.08
5	9	TC1	Sebastien LOEB	FRA	Citroen C-Elysee WTCC	1:49.830	2	3	1.048	0.149	150.87

Weather/Track: Cloud 24C / Dry 26C

Shanghai International Circuit
Circuit Length: 4.603 km / 2.860 miles
Start: 14:17 Flag: 14:34

Steward	Steward:	Steward
---------	----------	---------

www.mstworld.com

Printed -17:26 Saturday, 11 October 2014



FIA WORLD TOURING CAR CHAMPIONSHIP QUALIFYING 3 - SECTOR ANALYSIS

1 Yvan MULLER (FRA)					Citroen C-Elysee WTCC					TCT	
LAP	SECTOR 1	SECTOR 2	SECTOR 3	TOTAL LAP	LAP	SECTOR 1	SECTOR 2	SECTOR 3	TOTAL LAP		
1	OUT	103.6	34.863	-	46.212	189.4	13:28.439				
2	42.456	123.0	28.998	-	37.970	189.1	1:49.424				
IDEAL LAP TIME: 1:49.424					FASTEST LAP: 1:49.424					DIFFERENCE: 0.000	

5 Norbert MICHELISZ (HUN)					Honda Civic WTCC					TCT	
LAP	SECTOR 1	SECTOR 2	SECTOR 3	TOTAL LAP	LAP	SECTOR 1	SECTOR 2	SECTOR 3	TOTAL LAP		
1	OUT	96.9	34.208	-	42.899	188.4	2:25.305				
2	42.738	116.4	28.911	-	38.032	189.8	1:49.681				
IDEAL LAP TIME: 1:49.681					FASTEST LAP: 1:49.681					DIFFERENCE: 0.000	

9 Sebastien LOEB (FRA)					Citroen C-Elysee WTCC					TCT	
LAP	SECTOR 1	SECTOR 2	SECTOR 3	TOTAL LAP	LAP	SECTOR 1	SECTOR 2	SECTOR 3	TOTAL LAP		
1	OUT	115.4	32.210	-	44.263	189.4	5:01.675				
2	42.266	117.8	29.279	-	38.285	188.1	1:49.830				
IDEAL LAP TIME: 1:49.830					FASTEST LAP: 1:49.830					DIFFERENCE: 0.000	

33 MA Qing Hua (CHN)					Citroen C-Elysee WTCC					TCT	
LAP	SECTOR 1	SECTOR 2	SECTOR 3	TOTAL LAP	LAP	SECTOR 1	SECTOR 2	SECTOR 3	TOTAL LAP		
1	OUT	94.0	38.342	-	44.070	190.8	7:59.414				
2	42.201	119.0	28.784	-	37.913	190.8	1:48.898				
IDEAL LAP TIME: 1:48.898					FASTEST LAP: 1:48.898					DIFFERENCE: 0.000	

37 Jose Maria LOPEZ (ARG)					Citroen C-Elysee WTCC					TCT	
LAP	SECTOR 1	SECTOR 2	SECTOR 3	TOTAL LAP	LAP	SECTOR 1	SECTOR 2	SECTOR 3	TOTAL LAP		
1	OUT	100.0	33.853	-	41.175	-	10:41.061				
2	41.868	148.0	29.143	-	37.771	-	1:48.782				
IDEAL LAP TIME: 1:48.782					FASTEST LAP: 1:48.782					DIFFERENCE: 0.000	



FIA WORLD TOURING CAR CHAMPIONSHIP QUALIFYING 3 - BEST SECTOR SPEEDS

	INTERMEDIATE 1			INTERMEDIATE 2			FINISH LINE					
	NO	NAME	SPEED	LAP	NO	NAME	SPEED	LAP	NO	NAME	SPEED	LAP
1	37	LOPEZ	148.0	3					33	MA	190.8	2
2	1	MULLER	123.0	2					5	MICHELISZ	189.8	2
3	33	MA	119.0	2					1	MULLER	189.4	1
4	9	LOEB	117.8	2					9	LOEB	189.4	1
5	5	MICHELISZ	116.4	2								



FIA WORLD TOURING CAR CHAMPIONSHIP QUALIFYING 3 - BEST SECTOR TIMES

	SECTOR 1			SECTOR 2			SECTOR 3			IDEAL/BEST LAP COMPARISON					
	NO	TIME	LAP	NO	TIME	LAP	NO	TIME	LAP	NO	NAME	IDEAL	BEST	LAP	DIFF
1	37	41.868	2	33	28.784	2	37	37.771	2	37	LOPEZ	1:48.782	1:48.782	2	0.000
2	33	42.201	2	5	28.911	2	33	37.913	2	33	MA	1:48.898	1:48.898	2	0.000
3	9	42.266	2	1	28.998	2	1	37.970	2	1	MULLER	1:49.424	1:49.424	2	0.000
4	1	42.456	2	37	29.143	2	5	38.032	2	5	MICHELISZ	1:49.681	1:49.681	2	0.000
5	5	42.738	2	9	29.279	2	9	38.285	2	9	LOEB	1:49.830	1:49.830	2	0.000

'Perfect Lap' - 1:48.423



Weather/Track: Cloud 24C / Dry 26C

www.mstworld.com



Shanghai International Circuit
Circuit Length: 4.603 km / 2.860 miles
Printed - 14:54 Saturday, 11 October 2014

FIA WORLD TOURING CAR CHAMPIONSHIP COMBINED QUALIFYING - PROVISIONAL CLASSIFICATION

NO	CL	DRIVER	NAT	CAR	QUALIFYING 1	QUALIFYING 2	QUALIFYING 3
1	37	TC1 Jose Maria LOPEZ	ARG	Citroen C-Elysee WTCC	1:49.546	1:49.418	1:48.782
2	33	TC1 MA Qing Hua	CHN	Citroen C-Elysee WTCC	1:49.313	1:49.436	1:48.898
3	1	TC1 Yvan MULLER	FRA	Citroen C-Elysee WTCC	1:49.514	1:49.299	1:49.424
4	5	TC1 Norbert MICHELISZ	HUN	Honda Civic WTCC	1:50.312	1:49.848	1:49.681
5	9	TC1 Sebastien LOEB	FRA	Citroen C-Elysee WTCC	1:49.875	1:49.579	1:49.830
6	18	TC1 Tiago MONTEIRO	PRT	Honda Civic WTCC	1:50.657	1:50.178	
7	2	TC1 Gabriele TARQUINI	ITA	Honda Civic WTCC	1:50.266	1:50.229	
8	3	TC1 Tom CHILTON	GBR	Chevrolet RML Cruze TC1	1:50.229	1:50.351	
9	7	TC1 Hugo VALENTE	FRA	Chevrolet RML Cruze TC1	1:51.300	1:50.406	
10	25	TC1 Mehdi BENNANI	MAR	Honda Civic WTCC	1:50.782	1:50.528	
11	4	TC1 Tom CORONEL	NLD	Chevrolet RML Cruze TC1	1:50.694	1:50.548	
12	98	TC1 Dusan BORKOVIC	SRB	Chevrolet RML Cruze TC1	1:50.867	1:51.665	
13	10	TC1 Gianni MORBIDELLI	ITA	Chevrolet RML Cruze TC1	1:51.655		
14	11	TC1 James THOMPSON	GBR	Lada Granta 1.6T	1:51.662		
15	12	TC1 Rob HUFF	GBR	Lada Granta 1.6T	1:51.781		
16	14	TC1 Mikhail KOZLOVSKIY	RUS	Lada Granta 1.6T	1:51.953		
17	77	TC1 Rene MUNNICH	DEU	Chevrolet RML Cruze TC1	1:52.393		
18	6	TC2 Franz ENGSTLER	DEU	BMW E90 320 TC	1:55.315		
19	27	TC2 John FILIPPI	FRA	SEAT Leon WTCC	1:56.753		
20	38	TC2 William LOK	HKG	SEAT Leon WTCC	1:58.664		
21	26	TC2 Filipe DE SOUZA	MAC	BMW E90 320 TC	1:58.719		

QUALIFICATION MAXIMA OF CLASS (107%)

(TC1 1:56.964) (TC2 2:03.387)

For Media Information Purposes - No Regulatory Value.

Shanghai International Circuit
Circuit Length: 4.603 km / 2.860 miles
Start: 13:35 End: 14:34

Race Director	Steward:	Timekeeper	Issued at:
---------------	----------	------------	------------

www.mstworld.com



Printed - 14:43 Saturday, 11 October 2014



FIA WORLD TOURING CAR CHAMPIONSHIP COMBINED QUALIFYING RESULT

NO	CL	DRIVER	NAT	CAR	QUALIFYING 1	QUALIFYING 2	QUALIFYING 3
1	37	TC1 Jose Maria LOPEZ	ARG	Citroen C-Elysee WTCC	1:49.546	1:49.418	1:48.782
2	33	TC1 MA Qing Hua	CHN	Citroen C-Elysee WTCC	1:49.313	1:49.436	1:48.898
3	1	TC1 Yvan MULLER	FRA	Citroen C-Elysee WTCC	1:49.514	1:49.299	1:49.424
4	5	TC1 Norbert MICHELISZ	HUN	Honda Civic WTCC	1:50.312	1:49.848	1:49.681
5	9	TC1 Sebastien LOEB	FRA	Citroen C-Elysee WTCC	1:49.875	1:49.579	1:49.830
6	18	TC1 Tiago MONTEIRO	PRT	Honda Civic WTCC	1:50.657	1:50.178	
7	2	TC1 Gabriele TARQUINI	ITA	Honda Civic WTCC	1:50.266	1:50.229	
8	3	TC1 Tom CHILTON	GBR	Chevrolet RML Cruze TC1	1:50.229	1:50.351	
9	7	TC1 Hugo VALENTE	FRA	Chevrolet RML Cruze TC1	1:51.300	1:50.406	
10	25	TC1 Mehdi BENNANI	MAR	Honda Civic WTCC	1:50.782	1:50.528	
11	4	TC1 Tom CORONEL	NLD	Chevrolet RML Cruze TC1	1:50.694	1:50.548	
12	98	TC1 Dusan BORKOVIC	SRB	Chevrolet RML Cruze TC1	1:50.867	1:51.665	
13	10	TC1 Gianni MORBIDELLI	ITA	Chevrolet RML Cruze TC1	1:51.655		
14	11	TC1 James THOMPSON	GBR	Lada Granta 1.6T	1:51.662		
15	12	TC1 Rob HUFF	GBR	Lada Granta 1.6T	1:51.781		
16	14	TC1 Mikhail KOZLOVSKIY	RUS	Lada Granta 1.6T	1:51.953		
17	77	TC1 Rene MUNNICH	DEU	Chevrolet RML Cruze TC1	1:52.393		
18	6	TC2 Franz ENGSTLER	DEU	BMW E90 320 TC	1:55.315		
19	27	TC2 John FILIPPI	FRA	SEAT Leon WTCC	1:56.753		
20	38	TC2 William LOK	HKG	SEAT Leon WTCC	1:58.664		
21	26	TC2 Filipe DE SOUZA	MAC	BMW E90 320 TC	1:58.719		

QUALIFICATION MAXIMA OF CLASS (107%)

(TC1 1:56.964) (TC2 2:03.387)

Weather/Track: Cloud 24C / Dry 26C

Shanghai International Circuit
Circuit Length: 4.603 km / 2.860 miles
Start: 13:35 End: 14:34

Steward	Steward:	Steward
---------	----------	---------

www.mstworld.com

Printed - 17:31 Saturday, 11 October 2014



FIA WORLD TOURING CAR CHAMPIONSHIP RACE 1 - PROVISIONAL STARTING GRID

ROW	Driver	Driver
11	20 38 LOK	21 26 DE SOUZA
10	18 6 ENGSTLER	19 27 FILIPPI
9	16 14 KOZLOVSKIY	17 77 MUNNICH
8	14 11 THOMPSON	15 12 HUFF
7	12 98 BORKOVIC	13 10 MORBIDELLI
6	10 25 BENNANI	11 4 CORONEL
5	8 3 CHILTON	9 7 VALENTE
4	6 18 MONTEIRO	7 2 TARQUINI
3	4 5 MICHELISZ	5 9 LOEB
2	2 33 MA	3 1 MULLER
1		1 37 LOPEZ

POLE

Shanghai International Circuit
Circuit Length: 4.603 km / 2.860 miles

Race Director:	Steward:	Timekeeper:
----------------	----------	-------------

www.mstworld.com

Printed - 16:09 Saturday, 11 October 2014



FIA WORLD TOURING CAR CHAMPIONSHIP RACE 1 - STARTING GRID

ROW	Driver	Driver
11	20 38 LOK	21 26 DE SOUZA
10	18 6 ENGSTLER	19 27 FILIPPI
9	16 14 KOZLOVSKIY	17 77 MUNNICH
8	14 11 THOMPSON	15 12 HUFF
7	12 98 BORKOVIC	13 10 MORBIDELLI
6	10 25 BENNANI	11 4 CORONEL
5	8 3 CHILTON	9 7 VALENTE
4	6 18 MONTEIRO	7 2 TARQUINI
3	4 5 MICHELISZ	5 9 LOEB
2	2 33 MA	3 1 MULLER
1		1 37 LOPEZ

POLE

Shanghai International Circuit
Circuit Length: 4.603 km / 2.860 miles

Race Director:	Steward:	Timekeeper:
----------------	----------	-------------

www.mstworld.com

Printed - 13:15 Sunday, 12 October 2014



FIA WORLD TOURING CAR CHAMPIONSHIP RACE 1 - PROVISIONAL CLASSIFICATION

NO	CL	DRIVER	NAT	CAR	TIME	LAPS	GAP	DIFF	KM/H	BEST	ON
1	37	TC1 Jose Maria LOPEZ	ARG	Citroen C-Elysee WTCC	26:15.097	14			146.85	1:50.889	2
2	33	TC1 MA Qing Hua	CHN	Citroen C-Elysee WTCC	26:17.186	14	2.089	2.089	146.65	1:50.833	2
3	1	TC1 Yvan MULLER	FRA	Citroen C-Elysee WTCC	26:20.890	14	5.793	3.704	146.31	1:51.458	2
4	9	TC1 Sebastien LOEB	FRA	Citroen C-Elysee WTCC	26:21.272	14	6.175	0.382	146.27	1:52.039	3
5	5	TC1 Norbert MICHELISZ	HUN	Honda Civic WTCC	26:31.147	14	16.050	9.875	145.37	1:52.372	2
6	2	TC1 Gabriele TARQUINI	ITA	Honda Civic WTCC	26:31.580	14	16.483	0.433	145.33	1:52.355	2
7	18	TC1 Tiago MONTEIRO	PRT	Honda Civic WTCC	26:33.392	14	18.295	1.812	145.16	1:52.756	2
8	4	TC1 Tom CORONEL	NLD	Chevrolet RML Cruze TC1	26:37.155	14	22.058	3.763	144.82	1:52.881	2
9	7	TC1 Hugo VALENTE	FRA	Chevrolet RML Cruze TC1	26:40.993	14	25.896	3.838	144.47	1:53.152	3
10	25	TC1 Mehdi BENNANI	MAR	Honda Civic WTCC	26:41.375	14	26.278	0.382	144.44	1:53.318	6
11	10	TC1 Gianni MORBIDELLI	ITA	Chevrolet RML Cruze TC1	27:02.291	14	47.194	20.916	142.58	1:53.883	2
12	98	TC1 Dusan BORKOVIC	SRB	Chevrolet RML Cruze TC1	27:08.807	14	53.710	6.516	142.01	1:53.402	4
13	6	TC2 Franz ENGSTLER	DEU	BMW E90 320 TC	27:44.379	14	1:29.282	35.572	138.97	1:57.354	3
14	27	TC2 John FILIPPI	FRA	SEAT Leon WTCC	27:58.219	14	1:43.122	13.840	137.82	1:58.170	3
15	12	TC1 Rob HUFF	GBR	Lada Granta 1.6T	25:32.413	13	1 Lap		140.12	1:53.675	2
16	26	TC2 Filipe DE SOUZA	MAC	BMW E90 320 TC	26:56.197	13	1 Lap	1:23.784	132.86	2:00.979	3
17	77	TC1 Rene MUNNICH	DEU	Chevrolet RML Cruze TC1	24:25.062	10	4 Laps		112.63	1:54.086	2

NOT CLASSIFIED

D.N.F.	14	TC1 Mikhail KOZLOVSKIY	RUS	Lada Granta 1.6T	17:18.083	6	8 Laps		95.11	1:53.964	3
D.N.F.	38	TC2 William LOK	HKG	SEAT Leon WTCC	10:26.958	5	9 Laps		131.06	1:59.943	4
D.N.F.	3	TC1 Tom CHILTON	GBR	Chevrolet RML Cruze TC1	3:50.754	2	12 Laps		140.65	1:52.298	2
D.N.F.	11	TC1 James THOMPSON	GBR	Lada Granta 1.6T			14 Laps				

FASTEST LAP

33	TC1	MA Qing Hua	CHN	Citroen C-Elysee WTCC	1:50.833	2			149.511 km/h	92.902 mph
6	TC2	Franz ENGSTLER	DEU	BMW E90 320 TC	1:57.354	3			141.204 km/h	87.740 mph

For Media Information Purposes - No Regulatory Value.

Shanghai International Circuit
Circuit Length: 4.603 km / 2.860 miles
Start: 15:03 Flag: 15:29

Weather/Track: Sun 25C / Dry 26C

Race Director	Steward:	Timekeeper	Posted at:
---------------	----------	------------	------------

www.mstworld.com

Printed -15:32 Sunday, 12 October 2014



FIA WORLD TOURING CAR CHAMPIONSHIP RACE 1 RESULT

NO	CL	DRIVER	NAT	CAR	TIME	LAPS	GAP	DIFF	KM/H	BEST	ON
1	37	TC1 Jose Maria LOPEZ	ARG	Citroen C-Elysee WTCC	26:15.097	14			146.85	1:50.889	2
2	33	TC1 MA Qing Hua	CHN	Citroen C-Elysee WTCC	26:17.186	14	2.089	2.089	146.65	1:50.833	2
3	1	TC1 Yvan MULLER	FRA	Citroen C-Elysee WTCC	26:20.890	14	5.793	3.704	146.31	1:51.458	2
4	9	TC1 Sebastien LOEB	FRA	Citroen C-Elysee WTCC	26:21.272	14	6.175	0.382	146.27	1:52.039	3
5	5	TC1 Norbert MICHELISZ	HUN	Honda Civic WTCC	26:31.147	14	16.050	9.875	145.37	1:52.372	2
6	2	TC1 Gabriele TARQUINI	ITA	Honda Civic WTCC	26:31.580	14	16.483	0.433	145.33	1:52.355	2
7	18	TC1 Tiago MONTEIRO	PRT	Honda Civic WTCC	26:33.392	14	18.295	1.812	145.16	1:52.756	2
8	4	TC1 Tom CORONEL	NLD	Chevrolet RML Cruze TC1	26:37.155	14	22.058	3.763	144.82	1:52.881	2
9	7	TC1 Hugo VALENTE	FRA	Chevrolet RML Cruze TC1	26:40.993	14	25.896	3.838	144.47	1:53.152	3
10	25	TC1 Mehdi BENNANI	MAR	Honda Civic WTCC	26:41.375	14	26.278	0.382	144.44	1:53.318	6
11	10	TC1 Gianni MORBIDELLI	ITA	Chevrolet RML Cruze TC1	27:02.291	14	47.194	20.916	142.58	1:53.883	2
12	98	TC1 Dusan BORKOVIC	SRB	Chevrolet RML Cruze TC1	27:08.807	14	53.710	6.516	142.01	1:53.402	4
13	6	TC2 Franz ENGSTLER	DEU	BMW E90 320 TC	27:44.379	14	1:29.282	35.572	138.97	1:57.354	3
14	27	TC2 John FILIPPI	FRA	SEAT Leon WTCC	27:58.219	14	1:43.122	13.840	137.82	1:58.170	3
15	12	TC1 Rob HUFF	GBR	Lada Granta 1.6T	25:32.413	13	1 Lap		140.12	1:53.675	2
16	26	TC2 Filipe DE SOUZA	MAC	BMW E90 320 TC	26:56.197	13	1 Lap	1:23.784	132.86	2:00.979	3
17	77	TC1 Rene MUNNICH	DEU	Chevrolet RML Cruze TC1	24:25.062	10	4 Laps		112.63	1:54.086	2

NOT CLASSIFIED

D.N.F.	14	TC1 Mikhail KOZLOVSKIY	RUS	Lada Granta 1.6T	17:18.083	6	8 Laps		95.11	1:53.964	3
D.N.F.	38	TC2 William LOK	HKG	SEAT Leon WTCC	10:26.958	5	9 Laps		131.06	1:59.943	4
D.N.F.	3	TC1 Tom CHILTON	GBR	Chevrolet RML Cruze TC1	3:50.754	2	12 Laps		140.65	1:52.298	2
D.N.F.	11	TC1 James THOMPSON	GBR	Lada Granta 1.6T			14 Laps				

FASTEST LAP

33	TC1	MA Qing Hua	CHN	Citroen C-Elysee WTCC	1:50.833	2			149.511 km/h	92.902 mph
6	TC2	Franz ENGSTLER	DEU	BMW E90 320 TC	1:57.354	3			141.204 km/h	87.740 mph

Weather/Track: Sun 25C / Dry 26C

Shanghai International Circuit
Circuit Length: 4.603 km / 2.860 miles
Start: 15:03 Flag: 15:29

Steward	Steward:	Steward
---------	----------	---------

www.mstworld.com

Printed -18:34 Sunday, 12 October 2014



FIA WORLD TOURING CAR CHAMPIONSHIP RACE 1 - SECTOR ANALYSIS

1 Yvan MULLER (FRA)								Citroen C-Elysee WTCC					TC1		
LAP	SECTOR 1		SECTOR 2		SECTOR 3		TOTAL LAP	LAP	SECTOR 1		SECTOR 2		SECTOR 3		TOTAL LAP
1	47.311	111.8	29.902	-	38.206	-	1:55.419	8	43.982	125.0	30.343	-	38.400	188.8	1:52.725
2	43.316	116.2	29.913	-	38.229	189.1	1:51.458	9	44.062	113.8	30.195	-	38.478	188.4	1:52.735
3	43.500	-	30.267	-	38.239	187.5	1:52.006	10	43.855	120.3	30.413	-	38.655	188.1	1:52.923
4	43.930	118.5	30.308	-	38.285	-	1:52.523	11	44.186	118.1	30.288	-	38.463	-	1:52.937
5	44.055	116.8	30.204	-	38.344	-	1:52.603	12	44.324	120.5	30.431	-	38.739	188.1	1:53.494
6	43.708	134.3	30.500	-	38.461	188.1	1:52.669	13	44.031	122.6	30.537	-	38.551	-	1:53.119
7	43.717	127.5	30.405	-	38.517	187.8	1:52.639	14	44.219	122.2	30.556	-	38.865	186.5	1:53.640
IDEAL LAP TIME: 1:51.424								FASTEST LAP: 1:51.458					DIFFERENCE: +0.034		

2 Gabriele TARQUINI (ITA)								Honda Civic WTCC					TC1		
LAP	SECTOR 1		SECTOR 2		SECTOR 3		TOTAL LAP	LAP	SECTOR 1		SECTOR 2		SECTOR 3		TOTAL LAP
1	48.264	116.1	29.916	-	38.396	185.2	1:56.576	8	44.130	115.1	30.404	-	38.640	184.9	1:53.174
2	43.674	114.1	30.111	-	38.570	185.5	1:52.355	9	44.350	117.5	30.223	-	38.908	185.2	1:53.481
3	43.907	115.1	30.185	-	39.072	185.8	1:53.164	10	44.239	116.9	30.390	-	38.939	185.2	1:53.568
4	44.889	118.6	30.283	-	38.639	185.5	1:53.811	11	44.195	119.0	30.596	-	38.847	185.2	1:53.638
5	44.126	114.9	30.256	-	38.541	185.2	1:52.923	12	44.265	114.1	30.615	-	38.774	184.9	1:53.654
6	44.418	112.4	30.433	-	38.690	185.8	1:53.541	13	44.453	113.9	30.572	-	38.927	185.2	1:53.952
7	44.329	112.4	30.529	-	38.738	184.9	1:53.596	14	44.589	113.9	30.547	-	39.011	185.8	1:54.147
IDEAL LAP TIME: 1:51.986								FASTEST LAP: 1:52.355					DIFFERENCE: +0.369		

3 Tom CHILTON (GBR)								Chevrolet RML Cruze TC1					TC1		
LAP	SECTOR 1		SECTOR 2		SECTOR 3		TOTAL LAP	LAP	SECTOR 1		SECTOR 2		SECTOR 3		TOTAL LAP
1	-	-	1:20.083	-	38.373	-	1:58.456	2	-	-	1:13.730	-	38.568	184.9	1:52.298
IDEAL LAP TIME: 1:52.103								FASTEST LAP: 1:52.298					DIFFERENCE: +0.195		

4 Tom CORONEL (NLD)								Chevrolet RML Cruze TC1					TC1		
LAP	SECTOR 1		SECTOR 2		SECTOR 3		TOTAL LAP	LAP	SECTOR 1		SECTOR 2		SECTOR 3		TOTAL LAP
1	50.273	113.6	30.657	-	38.788	183.6	1:59.718	8	43.968	135.6	30.707	-	39.448	183.9	1:54.123
2	43.978	121.7	30.237	-	38.666	183.0	1:52.881	9	43.988	116.0	30.536	-	38.882	183.6	1:53.406
3	44.001	115.9	30.264	-	38.809	182.4	1:53.074	10	44.388	117.4	30.628	-	39.039	183.9	1:54.055
4	44.000	119.2	30.263	-	38.694	182.7	1:52.957	11	44.170	131.6	30.786	-	38.969	184.3	1:53.925
5	44.147	117.6	30.269	-	38.678	184.6	1:53.094	12	44.238	118.0	30.745	-	39.132	184.9	1:54.115
6	43.913	117.7	30.242	-	38.958	184.3	1:53.113	13	44.146	103.0	30.929	-	39.209	183.6	1:54.284
7	44.453	119.0	30.591	-	38.933	183.3	1:53.977	14	44.509	119.6	30.861	-	39.063	185.2	1:54.433
IDEAL LAP TIME: 1:52.816								FASTEST LAP: 1:52.881					DIFFERENCE: +0.065		

FIA WORLD TOURING CAR CHAMPIONSHIP RACE 1 - SECTOR ANALYSIS

5 Norbert MICHELISZ (HUN)					Honda Civic WTCC					TC1					
LAP	SECTOR 1		SECTOR 2	SECTOR 3	TOTAL LAP	LAP	SECTOR 1		SECTOR 2	SECTOR 3	TOTAL LAP				
1	47.750	109.0	29.929	-	38.513	186.2	1:56.192	8	44.228	110.7	30.198	-	38.656	185.5	1:53.082
2	43.681	111.3	30.015	-	38.676	185.8	1:52.372	9	44.328	111.7	30.316	-	38.926	186.2	1:53.570
3	43.962	116.1	30.064	-	39.297	184.9	1:53.323	10	44.003	127.6	30.473	-	38.958	186.5	1:53.434
4	44.124	113.5	30.154	-	38.912	186.2	1:53.190	11	43.965	128.9	30.545	-	38.925	185.8	1:53.435
5	43.919	132.7	30.174	-	38.801	186.5	1:52.894	12	44.523	109.0	30.464	-	38.918	186.2	1:53.905
6	44.352	114.5	30.252	-	39.354	184.6	1:53.958	13	44.433	108.8	30.514	-	39.063	186.5	1:54.010
7	44.451	111.6	30.420	-	38.759	186.5	1:53.630	14	44.574	109.3	30.484	-	39.094	186.2	1:54.152
IDEAL LAP TIME: 1:52.123					FASTEST LAP: 1:52.372					DIFFERENCE: +0.249					

6 Franz ENGSTLER (DEU)					BMW E90 320 TC					TC2					
LAP	SECTOR 1		SECTOR 2	SECTOR 3	TOTAL LAP	LAP	SECTOR 1		SECTOR 2	SECTOR 3	TOTAL LAP				
1	52.725	109.9	31.883	-	40.229	171.4	2:04.837	8	46.361	104.8	31.333	-	40.894	173.0	1:58.588
2	45.748	112.4	31.278	-	40.583	171.7	1:57.609	9	46.458	111.8	31.705	-	40.863	172.8	1:59.026
3	45.630	103.6	31.111	-	40.613	173.0	1:57.354	10	46.384	103.4	31.621	-	40.975	172.5	1:58.980
4	45.843	107.2	31.387	-	40.553	174.1	1:57.783	11	46.314	109.9	31.902	-	40.792	174.1	1:59.008
5	45.750	106.4	31.458	-	40.684	173.0	1:57.892	12	46.190	101.6	31.667	-	40.686	174.1	1:58.543
6	46.021	107.0	31.511	-	40.959	172.5	1:58.491	13	46.269	110.6	31.838	-	40.871	174.4	1:58.978
7	46.067	105.9	31.452	-	41.231	172.2	1:58.750	14	46.272	106.8	31.617	-	40.651	174.7	1:58.540
IDEAL LAP TIME: 1:56.970					FASTEST LAP: 1:57.354					DIFFERENCE: +0.384					

7 Hugo VALENTE (FRA)					Chevrolet RML Cruze TC1					TC1					
LAP	SECTOR 1		SECTOR 2	SECTOR 3	TOTAL LAP	LAP	SECTOR 1		SECTOR 2	SECTOR 3	TOTAL LAP				
1	49.775	121.9	30.836	-	38.718	185.5	1:59.329	8	44.247	114.6	30.731	-	38.697	186.5	1:53.675
2	43.709	110.4	30.469	-	39.966	184.6	1:54.144	9	44.055	115.5	31.051	-	38.868	186.8	1:53.974
3	43.829	120.2	30.647	-	38.676	186.2	1:53.152	10	44.158	116.9	30.917	-	38.942	185.5	1:54.017
4	43.942	113.0	30.624	-	38.710	185.8	1:53.276	11	44.333	113.2	30.941	-	38.866	186.5	1:54.140
5	44.020	117.8	30.882	-	39.242	186.5	1:54.144	12	44.645	114.9	31.032	-	38.957	185.5	1:54.634
6	43.859	114.9	30.682	-	38.873	186.5	1:53.414	13	44.222	112.7	31.128	-	39.001	186.8	1:54.351
7	43.845	113.2	30.830	-	38.947	186.8	1:53.622	14	44.672	110.2	31.167	-	39.282	184.9	1:55.121
IDEAL LAP TIME: 1:52.854					FASTEST LAP: 1:53.152					DIFFERENCE: +0.298					



FIA WORLD TOURING CAR CHAMPIONSHIP RACE 1 - SECTOR ANALYSIS

9 Sebastien LOEB (FRA)								Citroen C-Elysee WTCC					TC1		
LAP	SECTOR 1		SECTOR 2		SECTOR 3		TOTAL LAP	LAP	SECTOR 1		SECTOR 2		SECTOR 3		TOTAL LAP
1	49.260	113.8	30.297	-	38.470	-	1:58.027	8	43.567	114.7	30.095	-	38.380	188.1	1:52.042
2	43.597	114.7	30.043	-	38.508	187.5	1:52.148	9	43.967	113.1	30.025	-	38.325	188.4	1:52.317
3	43.662	115.5	30.083	-	38.294	186.5	1:52.039	10	43.647	120.9	30.291	-	38.438	188.8	1:52.376
4	44.258	115.7	30.246	-	38.595	186.5	1:53.099	11	43.643	118.9	30.150	-	38.363	187.8	1:52.156
5	44.352	112.1	30.031	-	38.640	-	1:53.023	12	43.931	115.0	30.163	-	38.512	-	1:52.606
6	44.652	112.4	29.979	-	38.734	185.5	1:53.365	13	43.736	115.4	30.254	-	38.452	-	1:52.442
7	43.867	124.0	30.291	-	38.414	187.1	1:52.572	14	43.525	138.4	30.824	-	38.711	186.2	1:53.060
IDEAL LAP TIME: 1:51.798								FASTEST LAP: 1:52.039					DIFFERENCE: +0.241		

10 Gianni MORBIDELLI (ITA)								Chevrolet RML Cruze TC1					TC1		
LAP	SECTOR 1		SECTOR 2		SECTOR 3		TOTAL LAP	LAP	SECTOR 1		SECTOR 2		SECTOR 3		TOTAL LAP
1	51.850	101.4	30.923	-	38.657	183.9	2:01.430	8	45.267	112.8	31.161	-	39.527	184.6	1:55.955
2	43.964	116.7	-	-	-	184.6	1:53.883	9	44.776	114.8	31.255	-	39.593	182.4	1:55.624
3	44.110	115.2	30.578	-	39.325	183.3	1:54.013	10	44.740	123.5	31.290	-	39.716	183.3	1:55.746
4	44.334	114.2	30.805	-	39.168	183.9	1:54.307	11	44.759	114.6	31.171	-	39.499	183.3	1:55.429
5	44.504	118.6	30.941	-	39.499	184.6	1:54.944	12	44.894	112.9	31.256	-	39.849	183.0	1:55.999
6	44.415	118.8	31.358	-	39.671	184.3	1:55.444	13	45.123	110.6	31.259	-	39.958	183.3	1:56.340
7	44.601	115.0	31.724	-	40.039	183.0	1:56.364	14	45.262	112.7	31.540	-	40.011	183.6	1:56.813
IDEAL LAP TIME: 1:53.199								FASTEST LAP: 1:53.883					DIFFERENCE: +0.684		

12 Rob HUFF (GBR)								Lada Granta 1.6T					TC1		
LAP	SECTOR 1		SECTOR 2		SECTOR 3		TOTAL LAP	LAP	SECTOR 1		SECTOR 2		SECTOR 3		TOTAL LAP
1	51.512	109.4	30.784	-	39.751	183.0	2:02.047	8	44.921	120.0	30.906	-	39.505	182.4	1:55.332
2	44.010	114.7	30.270	-	39.395	183.6	1:53.675	9	44.643	115.9	30.902	-	39.350	182.1	1:54.895
3	44.228	111.9	30.488	-	39.326	183.3	1:54.042	10	44.831	115.4	30.833	-	39.368	181.5	1:55.032
4	44.356	114.1	30.764	-	39.179	181.5	1:54.299	11	44.721	115.1	30.923	-	39.264	181.8	1:54.908
5	44.530	116.7	30.848	-	39.404	183.9	1:54.782	12	45.019	111.5	31.350	-	40.655	179.7	1:57.024
6	44.434	132.3	31.367	-	39.607	182.7	1:55.408	13	45.332	114.8	31.253	-	IN	-	2:25.317 Pit
7	44.755	117.4	31.094	-	39.803	181.2	1:55.652								
IDEAL LAP TIME: 1:53.459								FASTEST LAP: 1:53.675					DIFFERENCE: +0.216		



FIA WORLD TOURING CAR CHAMPIONSHIP RACE 1 - SECTOR ANALYSIS

14 Mikhail KOZLOVSKIY (RUS)							Lada Granta 1.6T					TC1			
LAP	SECTOR 1		SECTOR 2		SECTOR 3		TOTAL LAP	LAP	SECTOR 1		SECTOR 2		SECTOR 3		TOTAL LAP
1	52.104	110.1	31.100	-	39.161	183.6	2:02.365	4	44.731	108.4	30.667	-	39.124	183.3	1:54.522
2	44.481	111.8	30.376	-	39.191	184.3	1:54.048	5	44.665	110.5	38.398	-	IN	-	2:44.137 Pit
3	44.389	108.9	30.429	-	39.146	184.3	1:53.964	6	OUT	123.7	30.822	-	IN	-	6:49.047 Pit
IDEAL LAP TIME: 1:53.889							FASTEST LAP: 1:53.964					DIFFERENCE: +0.075			

18 Tiago MONTEIRO (PRT)							Honda Civic WTCC					TC1			
LAP	SECTOR 1		SECTOR 2		SECTOR 3		TOTAL LAP	LAP	SECTOR 1		SECTOR 2		SECTOR 3		TOTAL LAP
1	48.937	116.7	30.334	-	38.416	186.2	1:57.687	8	44.226	118.4	30.456	-	38.561	185.5	1:53.243
2	43.398	114.6	30.354	-	39.004	184.9	1:52.756	9	44.186	118.4	30.549	-	38.738	186.5	1:53.473
3	43.867	117.5	30.471	-	38.499	185.5	1:52.837	10	44.077	118.7	30.697	-	38.626	186.2	1:53.400
4	44.121	117.8	30.482	-	38.634	186.2	1:53.237	11	44.130	119.3	30.557	-	38.725	184.6	1:53.412
5	44.054	116.4	30.473	-	38.575	186.2	1:53.102	12	44.438	118.1	30.750	-	38.804	184.6	1:53.992
6	44.189	115.9	30.535	-	38.727	186.5	1:53.451	13	44.558	114.5	30.843	-	38.981	185.2	1:54.382
7	44.472	118.8	30.668	-	38.732	184.6	1:53.872	14	44.658	121.1	30.781	-	39.109	185.2	1:54.548
IDEAL LAP TIME: 1:52.148							FASTEST LAP: 1:52.756					DIFFERENCE: +0.608			

25 Mehdi BENNANI (MAR)							Honda Civic WTCC					TC1			
LAP	SECTOR 1		SECTOR 2		SECTOR 3		TOTAL LAP	LAP	SECTOR 1		SECTOR 2		SECTOR 3		TOTAL LAP
1	51.235	106.6	30.524	-	38.691	186.2	2:00.450	8	44.203	109.7	30.488	-	38.748	184.9	1:53.439
2	44.295	111.2	30.135	-	39.115	184.9	1:53.545	9	44.279	111.0	30.643	-	38.778	184.9	1:53.700
3	44.379	108.0	30.519	-	38.835	185.2	1:53.733	10	44.211	108.7	30.788	-	38.929	185.2	1:53.928
4	44.170	112.0	30.424	-	38.922	184.6	1:53.516	11	44.450	111.2	30.824	-	38.970	184.9	1:54.244
5	44.334	114.6	30.707	-	38.925	185.2	1:53.966	12	44.750	110.7	30.827	-	39.025	184.9	1:54.602
6	44.089	111.3	30.381	-	38.848	185.2	1:53.318	13	44.602	123.4	30.912	-	38.910	185.2	1:54.424
7	44.236	112.4	30.447	-	38.838	185.5	1:53.521	14	44.689	106.6	-	-	-	184.6	1:54.989
IDEAL LAP TIME: 1:52.915							FASTEST LAP: 1:53.318					DIFFERENCE: +0.403			

26 Filipe DE SOUZA (MAC)							BMW E90 320 TC					TC2			
LAP	SECTOR 1		SECTOR 2		SECTOR 3		TOTAL LAP	LAP	SECTOR 1		SECTOR 2		SECTOR 3		TOTAL LAP
1	54.407	109.4	32.711	-	43.597	170.3	2:10.715	8	48.287	110.3	32.771	-	42.090	171.7	2:03.148
2	47.620	117.8	32.376	-	41.593	172.2	2:01.589	9	48.124	109.5	34.225	-	41.639	172.2	2:03.988
3	47.243	111.4	32.277	-	41.459	172.2	2:00.979	10	47.982	123.5	32.931	-	41.783	171.1	2:02.696
4	47.627	108.1	32.303	-	41.477	172.5	2:01.407	11	49.662	102.2	36.234	-	42.458	171.1	2:08.354
5	47.644	109.1	32.193	-	41.720	172.2	2:01.557	12	51.767	97.0	38.438	-	42.303	171.9	2:12.508
6	47.792	123.7	32.666	-	42.549	171.7	2:03.007	13	48.335	111.2	33.348	-	42.468	171.1	2:04.151
7	47.733	104.1	32.476	-	41.889	171.1	2:02.098								
IDEAL LAP TIME: 2:00.895							FASTEST LAP: 2:00.979					DIFFERENCE: +0.084			



FIA WORLD TOURING CAR CHAMPIONSHIP RACE 1 - SECTOR ANALYSIS

27 John FILIPPI (FRA)					SEAT Leon WTCC					TC2					
LAP	SECTOR 1		SECTOR 2	SECTOR 3	TOTAL LAP	LAP	SECTOR 1		SECTOR 2	SECTOR 3	TOTAL LAP				
1	53.649	108.7	31.527	-	40.397	172.2	2:05.573	8	46.931	109.5	31.803	-	40.947	173.9	1:59.681
2	46.548	113.7	31.302	-	40.568	174.7	1:58.418	9	46.959	101.6	31.740	-	40.962	172.2	1:59.661
3	46.151	114.5	31.484	-	40.535	173.0	1:58.170	10	46.771	108.9	31.856	-	40.855	173.9	1:59.482
4	46.124	125.3	31.793	-	40.686	173.0	1:58.603	11	46.756	112.7	31.821	-	40.842	174.7	1:59.419
5	46.666	113.3	31.491	-	40.919	173.9	1:59.076	12	46.816	112.8	32.164	-	41.074	174.1	2:00.054
6	46.726	111.6	31.728	-	40.873	173.0	1:59.327	13	46.911	115.7	31.936	-	42.123	172.5	2:00.970
7	46.478	111.1	31.802	-	41.254	173.3	1:59.534	14	47.407	111.8	31.963	-	40.881	173.9	2:00.251
IDEAL LAP TIME: 1:57.823					FASTEST LAP: 1:58.170					DIFFERENCE: +0.347					

33 MA Qing Hua (CHN)					Citroen C-Elysee WTCC					TC1					
LAP	SECTOR 1		SECTOR 2	SECTOR 3	TOTAL LAP	LAP	SECTOR 1		SECTOR 2	SECTOR 3	TOTAL LAP				
1	46.604	-	30.027	-	37.936	189.1	1:54.567	8	43.836	128.4	30.324	-	38.319	187.8	1:52.479
2	43.224	122.8	29.708	-	37.901	187.5	1:50.833	9	43.667	121.3	30.367	-	38.386	187.8	1:52.420
3	43.508	120.8	30.032	-	38.232	186.8	1:51.772	10	43.904	124.0	30.395	-	38.426	-	1:52.725
4	43.690	113.3	30.076	-	38.148	188.1	1:51.914	11	43.775	129.8	30.631	-	38.867	179.4	1:53.273
5	43.706	115.3	30.262	-	38.276	187.5	1:52.244	12	44.115	122.2	30.724	-	38.442	188.4	1:53.281
6	43.518	139.6	30.373	-	38.411	188.4	1:52.302	13	44.065	118.3	30.671	-	38.448	-	1:53.184
7	43.851	118.3	30.250	-	38.403	188.1	1:52.504	14	44.099	127.6	30.588	-	39.001	159.7	1:53.688
IDEAL LAP TIME: 1:50.833					FASTEST LAP: 1:50.833					DIFFERENCE: 0.000					

37 Jose Maria LOPEZ (ARG)					Citroen C-Elysee WTCC					TC1					
LAP	SECTOR 1		SECTOR 2	SECTOR 3	TOTAL LAP	LAP	SECTOR 1		SECTOR 2	SECTOR 3	TOTAL LAP				
1	45.972	113.7	29.544	-	38.438	-	1:53.954	8	43.702	123.7	30.247	-	38.391	187.5	1:52.340
2	43.080	115.3	29.708	-	38.101	187.8	1:50.889	9	43.603	123.0	30.134	-	38.480	188.1	1:52.217
3	43.447	130.1	30.035	-	38.330	186.5	1:51.812	10	43.836	122.6	30.326	-	38.629	186.8	1:52.791
4	43.356	134.3	30.207	-	38.178	187.5	1:51.741	11	43.653	122.2	30.242	-	38.368	187.1	1:52.263
5	43.659	124.7	30.201	-	38.262	-	1:52.122	12	43.857	117.3	30.345	-	38.577	187.1	1:52.779
6	43.702	115.3	30.063	-	38.352	-	1:52.117	13	44.089	123.0	30.376	-	38.645	186.8	1:53.110
7	43.873	113.2	30.176	-	38.771	186.8	1:52.820	14	44.070	118.9	30.814	-	39.258	181.8	1:54.142
IDEAL LAP TIME: 1:50.725					FASTEST LAP: 1:50.889					DIFFERENCE: +0.164					



FIA WORLD TOURING CAR CHAMPIONSHIP RACE 1 - SECTOR ANALYSIS

38 William LOK (HKG)		SEAT Leon WTCC										TC2			
LAP	SECTOR 1		SECTOR 2		SECTOR 3		TOTAL LAP	LAP	SECTOR 1		SECTOR 2		SECTOR 3		TOTAL LAP
1	1:07.063	115.2	32.542	-	41.334	171.9	2:20.939	4	46.607	109.2	32.162	-	41.174	175.0	1:59.943
2	52.020	114.1	32.403	-	41.045	174.4	2:05.468	5	46.557	131.2	32.946	-	41.022	174.1	2:00.525
3	46.798	105.7	32.389	-	40.896	172.8	2:00.083								
IDEAL LAP TIME: 1:59.615							FASTEST LAP: 1:59.943				DIFFERENCE: +0.328				

77 Rene MUNNICH (DEU)		Chevrolet RML Cruze TC1										TC1			
LAP	SECTOR 1		SECTOR 2		SECTOR 3		TOTAL LAP	LAP	SECTOR 1		SECTOR 2		SECTOR 3		TOTAL LAP
1	52.956	110.5	31.072	-	38.983	186.2	2:03.011	6	OUT	110.8	32.090	-	40.942	181.2	6:28.084
2	44.634	109.1	30.407	-	39.045	185.5	1:54.086	7	45.091	115.0	30.917	-	39.523	183.3	1:55.531
3	44.452	125.6	30.888	-	39.117	185.2	1:54.457	8	45.415	116.7	31.175	-	39.920	182.1	1:56.510
4	44.901	112.5	30.979	-	39.772	180.0	1:55.652	9	45.413	109.9	30.900	-	39.714	185.5	1:56.027
5	47.519	119.0	33.084	-	IN	-	2:14.091 Pit	10	45.260	106.6	31.175	-	IN	-	2:07.613 Pit
IDEAL LAP TIME: 1:53.842							FASTEST LAP: 1:54.086				DIFFERENCE: +0.244				

98 Dusan BORKOVIC (SRB)		Chevrolet RML Cruze TC1										TC1			
LAP	SECTOR 1		SECTOR 2		SECTOR 3		TOTAL LAP	LAP	SECTOR 1		SECTOR 2		SECTOR 3		TOTAL LAP
1	50.835	110.2	30.538	-	38.897	184.6	2:00.270	8	44.793	110.4	31.380	-	39.340	184.9	1:55.513
2	43.942	114.5	30.272	-	39.263	184.6	1:53.477	9	45.177	111.3	31.035	-	39.485	183.6	1:55.697
3	44.296	114.2	30.358	-	38.911	184.6	1:53.565	10	45.048	105.8	31.118	-	39.360	184.9	1:55.526
4	43.941	110.5	30.573	-	38.888	185.2	1:53.402	11	44.944	111.2	-	-	-	182.1	1:56.369
5	44.420	116.9	31.018	-	39.913	182.1	1:55.351	12	45.465	112.0	31.280	-	40.841	180.0	1:57.586
6	44.608	108.3	30.775	-	39.511	183.0	1:54.894	13	46.495	110.6	33.022	-	41.996	180.9	2:01.513
7	44.572	110.3	31.109	-	39.632	181.5	1:55.313	14	46.700	107.5	32.554	-	41.077	180.9	2:00.331
IDEAL LAP TIME: 1:53.101							FASTEST LAP: 1:53.402				DIFFERENCE: +0.301				



FIA WORLD TOURING CAR CHAMPIONSHIP RACE 1 - BEST SECTOR SPEEDS

	INTERMEDIATE 1			INTERMEDIATE 2			FINISH LINE					
	NO	NAME	SPEED	LAP	NO	NAME	SPEED	LAP	NO	NAME	SPEED	LAP
1	33	MA	139.6	6					1	MULLER	189.1	2
2	9	LOEB	138.4	14					33	MA	189.1	1
3	4	CORONEL	135.6	8					9	LOEB	188.8	10
4	1	MULLER	134.3	6					37	LOPEZ	188.1	9
5	37	LOPEZ	134.3	4					7	VALENTE	186.8	13
6	5	MICHELISZ	132.7	5					5	MICHELISZ	186.5	13
7	12	HUFF	132.3	6					18	MONTEIRO	186.5	9
8	38	LOK	131.2	5					25	BENNANI	186.2	1
9	77	MUNNICH	125.6	3					77	MUNNICH	186.2	1
10	27	FILIPPI	125.3	4					2	TARQUINI	185.8	14
11	26	DE SOUZA	123.7	6					4	CORONEL	185.2	14
12	14	KOZLOVSKIY	123.7	6					98	BORKOVIC	185.2	4
13	10	MORBIDELLI	123.5	10					3	CHILTON	184.9	2
14	25	BENNANI	123.4	13					10	MORBIDELLI	184.6	8
15	7	VALENTE	121.9	1					14	KOZLOVSKIY	184.3	3
16	18	MONTEIRO	121.1	14					12	HUFF	183.9	5
17	2	TARQUINI	119.0	11					38	LOK	175.0	4
18	98	BORKOVIC	116.9	5					6	ENGSTLER	174.7	14
19	6	ENGSTLER	112.4	2					27	FILIPPI	174.7	11
20									26	DE SOUZA	172.5	4



Weather/Track: Sun 25C / Dry 26C

www.mstworld.com



Shanghai International Circuit
Circuit Length: 4.603 km / 2.860 miles
Printed - 15:38 Sunday, 12 October 2014

FIA WORLD TOURING CAR CHAMPIONSHIP RACE 1 - BEST SECTOR TIMES

	SECTOR 1			SECTOR 2			SECTOR 3			IDEAL/BEST LAP COMPARISON					
	NO	TIME	LAP	NO	TIME	LAP	NO	TIME	LAP	NO	NAME	IDEAL	BEST	LAP	DIFF
1	37	43.080	2	37	29.544	1	33	37.901	2	37	LOPEZ	1:50.725	1:50.889	2	+0.164
2	33	43.224	2	33	29.708	2	37	38.101	2	33	MA	1:50.833	1:50.833	2	0.000
3	1	43.316	2	1	29.902	1	1	38.206	1	1	MULLER	1:51.424	1:51.458	2	+0.034
4	18	43.398	2	2	29.916	1	9	38.294	3	9	LOEB	1:51.798	1:52.039	3	+0.241
5	9	43.525	14	5	29.929	1	3	38.373	1	2	TARQUINI	1:51.986	1:52.355	2	+0.369
6	2	43.674	2	9	29.979	6	2	38.396	1	5	MICHELISZ	1:52.123	1:52.372	2	+0.249
7	5	43.681	2	25	30.135	2	18	38.416	1	18	MONTEIRO	1:52.148	1:52.756	2	+0.608
8	7	43.709	2	4	30.237	2	5	38.513	1	4	CORONEL	1:52.816	1:52.881	2	+0.065
9	4	43.913	6	12	30.270	2	10	38.657	1	7	VALENTE	1:52.854	1:53.152	3	+0.298
10	98	43.941	4	98	30.272	2	4	38.666	2	25	BENNANI	1:52.915	1:53.318	6	+0.403
11	10	43.964	2	18	30.334	1	7	38.676	3	98	BORKOVIC	1:53.101	1:53.402	4	+0.301
12	12	44.010	2	14	30.376	2	25	38.691	1	10	MORBIDELLI	1:53.199	1:53.883	2	+0.684
13	25	44.089	3	77	30.407	2	98	38.888	4	12	HUFF	1:53.459	1:53.675	2	+0.216
14	14	44.389	3	7	30.469	2	77	38.983	1	77	MUNNICH	1:53.842	1:54.086	2	+0.244
15	77	44.452	3	10	30.578	3	14	39.124	4	14	KOZLOVSKIY	1:53.889	1:53.964	3	+0.075
16	6	45.630	3	6	31.111	3	12	39.179	4	6	ENGSTLER	1:56.970	1:57.354	3	+0.384
17	27	46.124	4	27	31.302	2	6	40.229	1	27	FILIPPI	1:57.823	1:58.170	3	+0.347
18	38	46.557	5	38	32.162	4	27	40.397	1	38	LOK	1:59.615	1:59.943	4	+0.328
19	26	47.243	3	26	32.193	5	38	40.896	3	26	DE SOUZA	2:00.895	2:00.979	3	+0.084
20				3	1:13.730	2	26	41.459	3						

'Perfect Lap' - 1:50.525



Weather/Track: Sun 25C / Dry 26C

www.mstworld.com



Shanghai International Circuit
Circuit Length: 4.603 km / 2.860 miles
Printed - 15:38 Sunday, 12 October 2014

FIA WORLD TOURING CAR CHAMPIONSHIP RACE 1 - RACE HISTORY CHART

LAP 1			LAP 2			LAP 3			LAP 4			LAP 5		
NO	BEHIND	LAP TIME	NO	BEHIND	LAP TIME	NO	BEHIND	LAP TIME	NO	BEHIND	LAP TIME	NO	BEHIND	LAP TIME
37		1:53.954	37		1:50.889	37		1:51.812	37		1:51.741	37		1:52.122
33	0.613	1:54.567	33	0.557	1:50.833	33	0.517	1:51.772	33	0.690	1:51.914	33	0.812	1:52.244
1	1.465	1:55.419	1	2.034	1:51.458	1	2.228	1:52.006	1	3.010	1:52.523	1	3.491	1:52.603
5	2.238	1:56.192	5	3.721	1:52.372	5	5.232	1:53.323	5	6.681	1:53.190	5	7.453	1:52.894
2	2.622	1:56.576	2	4.088	1:52.355	2	5.440	1:53.164	9	6.917	1:53.099	9	7.818	1:53.023
18	3.733	1:57.687	9	5.332	1:52.148	9	5.559	1:52.039	2	7.510	1:53.811	2	8.311	1:52.923
9	4.073	1:58.027	18	5.600	1:52.756	18	6.625	1:52.837	18	8.121	1:53.237	18	9.101	1:53.102
3	4.502	1:58.456	3	5.911	1:52.298	4	9.018	1:53.074	4	10.234	1:52.957	4	11.206	1:53.094
7	5.375	1:59.329	4	7.756	1:52.881	7	9.970	1:53.152	7	11.505	1:53.276	7	13.527	1:54.144
4	5.764	1:59.718	7	8.630	1:54.144	98	10.657	1:53.565	98	12.318	1:53.402	25	14.692	1:53.966
98	6.316	2:00.270	98	8.904	1:53.477	25	11.073	1:53.733	25	12.848	1:53.516	98	15.547	1:55.351
25	6.496	2:00.450	25	9.152	1:53.545	10	12.671	1:54.013	10	15.237	1:54.307	10	18.059	1:54.944
10	7.476	2:01.430	10	10.470	1:53.883	12	13.109	1:54.042	12	15.667	1:54.299	12	18.327	1:54.782
12	8.093	2:02.047	12	10.879	1:53.675	14	13.722	1:53.964	14	16.503	1:54.522	6	34.957	1:57.892
14	8.411	2:02.365	14	11.570	1:54.048	77	14.899	1:54.457	77	18.810	1:55.652	27	39.322	1:59.076
77	9.057	2:03.011	77	12.254	1:54.086	6	23.145	1:57.354	6	29.187	1:57.783	77	40.779	2:14.091 P
6	10.883	2:04.837	6	17.603	1:57.609	27	25.506	1:58.170	27	32.368	1:58.603	26	55.729	2:01.557
27	11.619	2:05.573	27	19.148	1:58.418	26	36.628	2:00.979	26	46.294	2:01.407	38	1:06.440	2:00.525
26	16.761	2:10.715	26	27.461	2:01.589	38	49.835	2:00.083	38	58.037	1:59.943	14	1:08.518	2:44.137 P
38	26.985	2:20.939	38	41.564	2:05.468									



Weather/Track: Sun 25C / Dry 26C

Page 1 of 3

www.mstworld.com



Shanghai International Circuit
Circuit Length: 4.603 km / 2.860 miles
Printed - 15:37 Sunday, 12 October 2014

FIA WORLD TOURING CAR CHAMPIONSHIP RACE 1 - RACE HISTORY CHART

LAP 6			LAP 7			LAP 8			LAP 9			LAP 10		
NO	BEHIND	LAP TIME	NO	BEHIND	LAP TIME	NO	BEHIND	LAP TIME	NO	BEHIND	LAP TIME	NO	BEHIND	LAP TIME
37		1:52.117	37		1:52.820	37		1:52.340	37		1:52.217	37		1:52.791
33	0.997	1:52.302	33	0.681	1:52.504	33	0.820	1:52.479	33	1.023	1:52.420	33	0.957	1:52.725
1	4.043	1:52.669	1	3.862	1:52.639	1	4.247	1:52.725	1	4.765	1:52.735	1	4.897	1:52.923
9	9.066	1:53.365	9	8.818	1:52.572	9	8.520	1:52.042	9	8.620	1:52.317	9	8.205	1:52.376
5	9.294	1:53.958	5	10.104	1:53.630	5	10.846	1:53.082	5	12.199	1:53.570	5	12.842	1:53.434
2	9.735	1:53.541	2	10.511	1:53.596	2	11.345	1:53.174	2	12.609	1:53.481	2	13.386	1:53.568
18	10.435	1:53.451	18	11.487	1:53.872	18	12.390	1:53.243	18	13.646	1:53.473	18	14.255	1:53.400
4	12.202	1:53.113	4	13.359	1:53.977	4	15.142	1:54.123	4	16.331	1:53.406	4	17.595	1:54.055
7	14.824	1:53.414	7	15.626	1:53.622	7	16.961	1:53.675	7	18.718	1:53.974	7	19.944	1:54.017
25	15.893	1:53.318	25	16.594	1:53.521	25	17.693	1:53.439	25	19.176	1:53.700	25	20.313	1:53.928
98	18.324	1:54.894	98	20.817	1:55.313	98	23.990	1:55.513	98	27.470	1:55.697	98	30.205	1:55.526
10	21.386	1:55.444	12	24.450	1:55.652	12	27.442	1:55.332	14	3 Laps	6:49.047 P	12	32.361	1:55.032
12	21.618	1:55.408	10	24.930	1:56.364	10	28.545	1:55.955	12	30.120	1:54.895	10	34.907	1:55.746
6	41.331	1:58.491	6	47.261	1:58.750	6	53.509	1:58.588	10	31.952	1:55.624	6	1:06.507	1:58.980
27	46.532	1:59.327	27	53.246	1:59.534	27	1:00.587	1:59.681	6	1:00.318	1:59.026	27	1:14.722	1:59.482
26	1:06.619	2:03.007	26	1:15.897	2:02.098	26	1:26.705	2:03.148	27	1:08.031	1:59.661	77	2 Laps	1:56.510
						77	2 Laps	6:28.084	77	2 Laps	1:55.531	26	1:48.381	2:02.696
									26	1:38.476	2:03.988			



Weather/Track: Sun 25C / Dry 26C

Page 2 of 3

www.mstworld.com



Shanghai International Circuit
Circuit Length: 4.603 km / 2.860 miles
Printed - 15:37 Sunday, 12 October 2014

FIA WORLD TOURING CAR CHAMPIONSHIP RACE 1 - RACE HISTORY CHART


LAP 11			LAP 12			LAP 13			LAP 14		
NO	BEHIND	LAP TIME	NO	BEHIND	LAP TIME	NO	BEHIND	LAP TIME	NO	BEHIND	LAP TIME
37		1:52.263	37		1:52.779	37		1:53.110	37		1:54.142
33	1.967	1:53.273	33	2.469	1:53.281	33	2.543	1:53.184	33	2.089	1:53.688
1	5.571	1:52.937	1	6.286	1:53.494	77	3 Laps	2:07.613 P	1	5.793	1:53.640
9	8.098	1:52.156	9	7.925	1:52.606	1	6.295	1:53.119	9	6.175	1:53.060
5	14.014	1:53.435	26	1 Lap	2:08.354	9	7.257	1:52.442	5	16.050	1:54.152
2	14.761	1:53.638	5	15.140	1:53.905	5	16.040	1:54.010	2	16.483	1:54.147
18	15.404	1:53.412	2	15.636	1:53.654	2	16.478	1:53.952	18	18.295	1:54.548
4	19.257	1:53.925	18	16.617	1:53.992	18	17.889	1:54.382	4	22.058	1:54.433
7	21.821	1:54.140	4	20.593	1:54.115	4	21.767	1:54.284	7	25.896	1:55.121
25	22.294	1:54.244	7	23.676	1:54.634	7	24.917	1:54.351	25	26.278	1:54.989
98	34.311	1:56.369	25	24.117	1:54.602	25	25.431	1:54.424	26	1 Lap	2:04.151
12	35.006	1:54.908	98	39.118	1:57.586	26	1 Lap	2:12.508	10	47.194	1:56.813
10	38.073	1:55.429	12	39.251	1:57.024	10	44.523	1:56.340	98	53.710	2:00.331
6	1:13.252	1:59.008	10	41.293	1:55.999	98	47.521	2:01.513	6	1:29.282	1:58.540
27	1:21.878	1:59.419	6	1:19.016	1:58.543	12	1:11.458	2:25.317 P	27	1:43.122	2:00.251
77	2 Laps	1:56.027	27	1:29.153	2:00.054	6	1:24.884	1:58.978			
						27	1:37.013	2:00.970			



FIA WORLD TOURING CAR CHAMPIONSHIP RACE 2 - PROVISIONAL STARTING GRID

ROW	Driver	Driver
11	20 38 LOK	21 26 DE SOUZA
10	18 6 ENGSTLER	19 27 FILIPPI
9	16 14 KOZLOVSKIY	17 77 MUNNICH
8	14 11 THOMPSON	15 12 HUFF
7	12 98 BORKOVIC	13 10 MORBIDELLI
6	10 37 LOPEZ	11 4 CORONEL
5	8 1 MULLER	9 33 MA
4	6 9 LOEB	7 5 MICHELISZ
3	4 2 TARQUINI	5 18 MONTEIRO
2	2 7 VALENTE	3 3 CHILTON
1		1 25 BENNANI

POLE



Shanghai International Circuit
Circuit Length: 4.603 km / 2.860 miles

Race Director:	Steward:	Timekeeper:
----------------	----------	-------------

www.mstworld.com


Printed - 16:12 Saturday, 11 October 2014



FIA WORLD TOURING CAR CHAMPIONSHIP RACE 2 - STARTING GRID

ROW	Driver	Driver
11	20 11 THOMPSON	21 38 LOK
10	18 27 FILIPPI	19 26 DE SOUZA
9	16 77 MUNNICH	17 6 ENGSTLER
8	14 12 HUFF	15 14 KOZLOVSKIY
7	12 98 BORKOVIC	13 10 MORBIDELLI
6	10 37 LOPEZ	11 4 CORONEL
5	8 1 MULLER	9 33 MA
4	6 9 LOEB	7 5 MICHELISZ
3	4 2 TARQUINI	5 18 MONTEIRO
2	2 7 VALENTE	3 3 CHILTON
1		1 25 BENNANI

POLE



Cars 11 & 38 to back of grid; neutralisation of parc ferme.

Shanghai International Circuit
Circuit Length: 4.603 km / 2.860 miles

Race Director:	Steward:	Timekeeper:
----------------	----------	-------------

FIA WORLD TOURING CAR CHAMPIONSHIP RACE 2 - PROVISIONAL CLASSIFICATION

NO	CL	DRIVER	NAT	CAR	TIME	LAPS	GAP	DIFF	KM/H	BEST	ON
1	25	TC1 Mehdi BENNANI	MAR	Honda Civic WTCC	26:21.882	14			146.22	1:51.631	2
2	18	TC1 Tiago MONTEIRO	PRT	Honda Civic WTCC	26:24.472	14	2.590	2.590	145.98	1:51.916	2
3	37	TC1 Jose Maria LOPEZ	ARG	Citroen C-Elysee WTCC	26:25.923	14	4.041	1.451	145.85	1:52.406	2
4	9	TC1 Sebastien LOEB	FRA	Citroen C-Elysee WTCC	26:33.120	14	11.238	7.197	145.19	1:52.547	3
5	5	TC1 Norbert MICHELISZ	HUN	Honda Civic WTCC	26:35.858	14	13.976	2.738	144.94	1:52.921	4
6	33	TC1 MA Qing Hua	CHN	Citroen C-Elysee WTCC	26:36.298	14	14.416	0.440	144.90	1:52.560	5
7	4	TC1 Tom CORONEL	NLD	Chevrolet RML Cruze TC1	26:43.607	14	21.725	7.309	144.24	1:53.112	3
8	3	TC1 Tom HILTON	GBR	Chevrolet RML Cruze TC1	26:44.815	14	22.933	1.208	144.13	1:52.576	2
9	7	TC1 Hugo VALENTE	FRA	Chevrolet RML Cruze TC1	26:49.158	14	27.276	4.343	143.74	1:52.504	2
10	98	TC1 Dusan BORKOVIC	SRB	Chevrolet RML Cruze TC1	26:49.737	14	27.855	0.579	143.69	1:53.412	3
11	11	TC1 James THOMPSON	GBR	Lada Granta 1.6T	26:49.910	14	28.028	0.173	143.67	1:53.638	4
12	14	TC1 Mikhail KOZLOVSKIY	RUS	Lada Granta 1.6T	27:01.822	14	39.940	11.912	142.62	1:54.764	6
13	10	TC1 Gianni MORBIDELLI	ITA	Chevrolet RML Cruze TC1	27:28.470	14	1:06.588	26.648	140.31	1:53.854	2
14	6	TC2 Franz ENGSTLER	DEU	BMW E90 320 TC	27:33.119	14	1:11.237	4.649	139.92	1:56.599	2
15	27	TC2 John FILIPPI	FRA	SEAT Leon WTCC	27:57.634	14	1:35.752	24.515	137.87	1:58.257	4
16	26	TC2 Filipe DE SOUZA	MAC	BMW E90 320 TC	27:16.080	13	1 Lap		131.25	2:01.638	4

NOT CLASSIFIED

D.N.F.	77	TC1 Rene MUNNICH	DEU	Chevrolet RML Cruze TC1	11:54.640	6	8 Laps		138.16	1:55.078	4
D.N.F.	2	TC1 Gabriele TARQUINI	ITA	Honda Civic WTCC	9:50.257	5	9 Laps		139.21	1:51.316	2
D.N.F.	12	TC1 Rob HUFF	GBR	Lada Granta 1.6T	7:43.374	4	10 Laps		141.56	1:54.029	2
D.N.F.	1	TC1 Yvan MULLER	FRA	Citroen C-Elysee WTCC	4:08.272	2	12 Laps		130.73		

FASTEST LAP

2	TC1	Gabriele TARQUINI	ITA	Honda Civic WTCC	1:51.316	2			148.863 km/h	92.499 mph
6	TC2	Franz ENGSTLER	DEU	BMW E90 320 TC	1:56.599	2			142.118 km/h	88.308 mph

For Media Information Purposes - No Regulatory Value.

Car 38 did not start.

Weather/Track: Sun 24C / Dry 26C

Shanghai International Circuit

Circuit Length: 4.603 km / 2.860 miles

Start: 16:18 Flag: 16:45

Race Director	Steward:	Timekeeper	Posted at:
---------------	----------	------------	------------

www.mstworld.com

Printed -16:48 Sunday, 12 October 2014



FIA WORLD TOURING CAR CHAMPIONSHIP RACE 2 RESULT

NO	CL	DRIVER	NAT	CAR	TIME	LAPS	GAP	DIFF	KM/H	BEST	ON
1	25	TC1 Mehdi BENNANI	MAR	Honda Civic WTCC	26:21.882	14			146.22	1:51.631	2
2	18	TC1 Tiago MONTEIRO	PRT	Honda Civic WTCC	26:24.472	14	2.590	2.590	145.98	1:51.916	2
3	37	TC1 Jose Maria LOPEZ	ARG	Citroen C-Elysee WTCC	26:25.923	14	4.041	1.451	145.85	1:52.406	2
4	5	TC1 Norbert MICHELISZ	HUN	Honda Civic WTCC	26:35.858	14	13.976	9.935	144.94	1:52.921	4
5	33	TC1 MA Qing Hua	CHN	Citroen C-Elysee WTCC	26:36.298	14	14.416	0.440	144.90	1:52.560	5
6	4	TC1 Tom CORONEL	NLD	Chevrolet RML Cruze TC1	26:43.607	14	21.725	7.309	144.24	1:53.112	3
7	3	TC1 Tom CHILTON	GBR	Chevrolet RML Cruze TC1	26:44.815	14	22.933	1.208	144.13	1:52.576	2
8	7	TC1 Hugo VALENTE	FRA	Chevrolet RML Cruze TC1	26:49.158	14	27.276	4.343	143.74	1:52.504	2
9	98	TC1 Dusan BORKOVIC	SRB	Chevrolet RML Cruze TC1	26:49.737	14	27.855	0.579	143.69	1:53.412	3
10	11	TC1 James THOMPSON	GBR	Lada Granta 1.6T	26:49.910	14	28.028	0.173	143.67	1:53.638	4
11	14	TC1 Mikhail KOZLOVSKIY	RUS	Lada Granta 1.6T	27:01.822	14	39.940	11.912	142.62	1:54.764	6
12	9	TC1 Sebastien LOEB *	FRA	Citroen C-Elysee WTCC	27:03.120	14	41.238	1.298	142.50	1:52.547	3
13	10	TC1 Gianni MORBIDELLI	ITA	Chevrolet RML Cruze TC1	27:28.470	14	1:06.588	25.350	140.31	1:53.854	2
14	6	TC2 Franz ENGSTLER	DEU	BMW E90 320 TC	27:33.119	14	1:11.237	4.649	139.92	1:56.599	2
15	27	TC2 John FILIPPI	FRA	SEAT Leon WTCC	27:57.634	14	1:35.752	24.515	137.87	1:58.257	4
16	26	TC2 Filipe DE SOUZA	MAC	BMW E90 320 TC	27:16.080	13	1 Lap		131.25	2:01.638	4

NOT CLASSIFIED

D.N.F.	77	TC1 Rene MUNNICH	DEU	Chevrolet RML Cruze TC1	11:54.640	6	8 Laps		138.16	1:55.078	4
D.N.F.	2	TC1 Gabriele TARQUINI	ITA	Honda Civic WTCC	9:50.257	5	9 Laps		139.21	1:51.316	2
D.N.F.	12	TC1 Rob HUFF	GBR	Lada Granta 1.6T	7:43.374	4	10 Laps		141.56	1:54.029	2
D.N.F.	1	TC1 Yvan MULLER	FRA	Citroen C-Elysee WTCC	4:08.272	2	12 Laps		130.73		

FASTEST LAP

2	TC1	Gabriele TARQUINI	ITA	Honda Civic WTCC	1:51.316	2			148.863 km/h	92.499 mph
6	TC2	Franz ENGSTLER	DEU	BMW E90 320 TC	1:56.599	2			142.118 km/h	88.308 mph

Car 38 did not start.

*Car 9 - 30 second penalty, Stewards decision 6 refers.

Weather/Track: Sun 24C / Dry 26C

Shanghai International Circuit

Circuit Length: 4.603 km / 2.860 miles

Start: 16:18 Flag: 16:45

Steward	Steward:	Steward
---------	----------	---------

www.mstworld.com

Printed -18:33 Sunday, 12 October 2014



FIA WORLD TOURING CAR CHAMPIONSHIP RACE 2 - SECTOR ANALYSIS

1 Yvan MULLER (FRA)										Citroen C-Elysee WTCC					TC1
LAP	SECTOR 1		SECTOR 2		SECTOR 3		TOTAL LAP	LAP	SECTOR 1		SECTOR 2		SECTOR 3		TOTAL LAP
1	48.306	107.6	30.246	-	38.612	185.2	1:57.164	2	43.737	113.9	29.941	-	IN	-	2:11.108 Pit
IDEAL LAP TIME:							FASTEST LAP:							DIFFERENCE: 0.000	

2 Gabriele TARQUINI (ITA)										Honda Civic WTCC					TC1
LAP	SECTOR 1		SECTOR 2		SECTOR 3		TOTAL LAP	LAP	SECTOR 1		SECTOR 2		SECTOR 3		TOTAL LAP
1	47.003	123.0	30.120	-	38.378	186.2	1:55.501	4	43.767	120.9	29.960	-	38.514	184.3	1:52.241
2	43.220	121.3	29.720	-	38.376	185.8	1:51.316	5	43.852	118.3	35.917	-	IN	-	2:19.321 Pit
3	43.536	118.8	29.913	-	38.429	185.2	1:51.878								
IDEAL LAP TIME: 1:51.316							FASTEST LAP: 1:51.316							DIFFERENCE: 0.000	

3 Tom CHILTON (GBR)										Chevrolet RML Cruze TC1					TC1
LAP	SECTOR 1		SECTOR 2		SECTOR 3		TOTAL LAP	LAP	SECTOR 1		SECTOR 2		SECTOR 3		TOTAL LAP
1	58.318	116.2	29.842	-	38.574	186.8	2:06.734	8	43.722	113.2	30.336	-	38.686	183.6	1:52.744
2	43.939	116.2	29.921	-	38.716	186.5	1:52.576	9	44.175	107.9	30.502	-	39.185	184.3	1:53.862
3	43.781	113.2	29.799	-	39.832	179.1	1:53.412	10	44.749	116.4	30.262	-	38.868	185.2	1:53.879
4	44.621	108.5	30.267	-	38.494	185.5	1:53.382	11	44.096	117.6	30.948	-	39.313	184.9	1:54.357
5	44.162	113.5	30.446	-	38.942	183.6	1:53.550	12	44.450	107.9	30.708	-	39.332	183.9	1:54.490
6	44.024	114.7	30.420	-	38.926	184.9	1:53.370	13	44.593	114.4	31.142	-	39.038	183.3	1:54.773
7	44.249	115.2	30.191	-	39.035	184.3	1:53.475	14	44.472	113.8	30.564	-	39.175	184.9	1:54.211
IDEAL LAP TIME: 1:52.015							FASTEST LAP: 1:52.576							DIFFERENCE: +0.561	

4 Tom CORONEL (NLD)										Chevrolet RML Cruze TC1					TC1
LAP	SECTOR 1		SECTOR 2		SECTOR 3		TOTAL LAP	LAP	SECTOR 1		SECTOR 2		SECTOR 3		TOTAL LAP
1	49.503	112.1	30.643	-	38.950	184.9	1:59.096	8	44.712	114.8	30.622	-	38.865	183.0	1:54.199
2	44.468	129.6	30.358	-	39.074	181.8	1:53.900	9	44.515	114.7	30.549	-	39.255	183.9	1:54.319
3	43.863	-	30.529	-	38.720	183.6	1:53.112	10	44.751	117.9	30.710	-	39.265	183.3	1:54.726
4	44.417	118.8	30.386	-	38.932	182.7	1:53.735	11	44.364	115.4	30.709	-	38.910	183.3	1:53.983
5	44.481	119.3	30.361	-	38.984	181.5	1:53.826	12	44.653	115.7	30.687	-	38.954	184.6	1:54.294
6	44.511	120.1	30.479	-	38.994	182.1	1:53.984	13	44.656	114.6	30.932	-	39.054	183.9	1:54.642
7	44.486	120.1	30.534	-	39.669	183.3	1:54.689	14	44.852	113.2	30.851	-	39.399	182.1	1:55.102
IDEAL LAP TIME: 1:52.941							FASTEST LAP: 1:53.112							DIFFERENCE: +0.171	



Weather/Track: Sun 24C / Dry 26C

Page 1 of 6

www.mstworld.com



Shanghai International Circuit
Circuit Length: 4.603 km / 2.860 miles
Printed - 16:49 Sunday, 12 October 2014

FIA WORLD TOURING CAR CHAMPIONSHIP RACE 2 - SECTOR ANALYSIS

5 Norbert MICHELISZ (HUN)					Honda Civic WTCC					TC1			
LAP	SECTOR 1		SECTOR 2	SECTOR 3	TOTAL LAP	LAP	SECTOR 1		SECTOR 2	SECTOR 3	TOTAL LAP		
1	48.725	105.6	30.468	-	39.071 186.8	1:58.264	8	44.504	114.4	30.524	-	38.681 185.8	1:53.709
2	44.366	115.8	30.016	-	38.775 187.1	1:53.157	9	44.101	113.4	30.270	-	38.673 185.8	1:53.044
3	43.781	118.7	30.781	-	38.753 184.9	1:53.315	10	44.112	112.8	30.399	-	38.969 187.1	1:53.480
4	44.048	113.8	30.165	-	38.708 185.5	1:52.921	11	44.165	115.9	30.413	-	38.898 185.5	1:53.476
5	44.234	113.6	30.315	-	39.195 185.2	1:53.744	12	44.400	113.2	30.514	-	38.878 185.8	1:53.792
6	44.673	130.5	30.785	-	38.812 185.8	1:54.270	13	44.394	116.6	30.730	-	39.015 185.5	1:54.139
7	44.798	114.4	30.548	-	38.862 184.9	1:54.208	14	44.361	113.1	30.735	-	39.243 185.5	1:54.339
IDEAL LAP TIME: 1:52.470					FASTEST LAP: 1:52.921					DIFFERENCE: +0.451			

6 Franz ENGSTLER (DEU)					BMW E90 320 TC					TC2			
LAP	SECTOR 1		SECTOR 2	SECTOR 3	TOTAL LAP	LAP	SECTOR 1		SECTOR 2	SECTOR 3	TOTAL LAP		
1	52.906	105.4	31.480	-	40.185 172.2	2:04.571	8	45.782	107.3	31.145	-	40.591 174.7	1:57.518
2	45.171	108.8	31.012	-	40.416 174.1	1:56.599	9	45.928	112.0	31.331	-	40.424 173.6	1:57.683
3	45.408	111.9	31.117	-	40.300 173.6	1:56.825	10	45.727	113.0	31.353	-	40.507 173.6	1:57.587
4	45.738	105.8	31.382	-	40.605 173.0	1:57.725	11	45.830	107.7	31.384	-	40.538 174.1	1:57.752
5	45.939	109.3	31.222	-	40.628 173.6	1:57.789	12	45.859	109.4	31.329	-	40.618 174.4	1:57.806
6	45.887	111.0	31.368	-	40.774 174.1	1:58.029	13	45.958	109.5	31.260	-	40.477 173.6	1:57.695
7	45.864	107.1	31.306	-	40.675 174.1	1:57.845	14	46.000	106.8	31.350	-	40.345 174.4	1:57.695
IDEAL LAP TIME: 1:56.368					FASTEST LAP: 1:56.599					DIFFERENCE: +0.231			

7 Hugo VALENTE (FRA)					Chevrolet RML Cruze TC1					TC1			
LAP	SECTOR 1		SECTOR 2	SECTOR 3	TOTAL LAP	LAP	SECTOR 1		SECTOR 2	SECTOR 3	TOTAL LAP		
1	47.698	114.6	30.354	-	38.651 184.9	1:56.703	8	44.372	114.4	32.000	-	38.915 184.3	1:55.287
2	43.754	117.3	30.198	-	38.552 184.3	1:52.504	9	44.186	114.8	31.073	-	39.132 184.9	1:54.391
3	43.830	116.5	30.617	-	38.805 184.3	1:53.252	10	44.709	108.9	-	-	184.9	1:56.834
4	43.869	114.6	30.783	-	38.938 184.3	1:53.590	11	44.564	115.4	31.004	-	39.136 185.2	1:54.704
5	44.099	113.9	31.090	-	39.769 184.6	1:54.958	12	44.075	115.2	31.400	-	39.160 185.5	1:54.635
6	44.142	115.1	30.922	-	39.031 183.9	1:54.095	13	44.531	115.8	31.299	-	41.782 183.9	1:57.612
7	44.238	117.8	30.860	-	39.444 184.3	1:54.542	14	44.912	114.5	31.247	-	39.892 178.2	1:56.051
IDEAL LAP TIME: 1:52.504					FASTEST LAP: 1:52.504					DIFFERENCE: 0.000			

FIA WORLD TOURING CAR CHAMPIONSHIP RACE 2 - SECTOR ANALYSIS

9 Sebastien LOEB (FRA)					Citroen C-Elysee WTCC					TC1				
LAP	SECTOR 1		SECTOR 2	SECTOR 3	TOTAL LAP	LAP	SECTOR 1		SECTOR 2	SECTOR 3	TOTAL LAP			
1	48.012	112.2	30.227	-	39.295	184.9	1:57.534	8	-	-	-	-	-	1:53.039
2	43.722	117.2	30.156	-	38.904	-	1:52.782	9	-	-	-	-	-	1:53.157
3	-	-	-	-	-	-	1:52.547	10	-	-	-	-	-	1:53.203
4	-	-	-	-	-	-	1:53.699	11	-	-	-	-	-	1:53.303
5	-	-	-	-	-	-	1:54.704	12	-	-	-	-	-	1:53.230
6	-	-	-	-	-	-	1:54.207	13	-	-	-	-	-	1:53.922
7	-	-	-	-	-	-	1:53.552	14	-	-	-	-	-	1:54.241
IDEAL LAP TIME: 1:52.547					FASTEST LAP: 1:52.547					DIFFERENCE: 0.000				

10 Gianni MORBIDELLI (ITA)					Chevrolet RML Cruze TC1					TC1					
LAP	SECTOR 1		SECTOR 2	SECTOR 3	TOTAL LAP	LAP	SECTOR 1		SECTOR 2	SECTOR 3	TOTAL LAP				
1	50.932	110.3	30.800	-	39.079	185.5	2:00.811	8	44.685	114.3	31.024	-	39.795	182.4	1:55.504
2	43.966	112.7	30.555	-	39.333	184.9	1:53.854	9	44.597	115.4	31.024	-	39.535	182.7	1:55.156
3	44.635	121.3	30.605	-	39.289	184.3	1:54.529	10	44.749	113.2	31.208	-	IN	-	2:01.894 Pit
4	44.612	119.4	30.925	-	39.114	183.9	1:54.651	11	OUT	110.7	31.292	-	39.412	182.4	2:14.902
5	46.009	114.3	31.081	-	39.312	183.0	1:56.402	12	44.893	115.1	31.315	-	40.103	181.8	1:56.311
6	44.604	114.1	30.917	-	39.485	182.7	1:55.006	13	45.139	114.8	31.670	-	39.804	181.8	1:56.613
7	44.464	112.8	31.054	-	39.785	182.4	1:55.303	14	45.620	113.7	31.769	-	40.145	182.7	1:57.534
IDEAL LAP TIME: 1:53.600					FASTEST LAP: 1:53.854					DIFFERENCE: +0.254					

11 James THOMPSON (GBR)					Lada Granta 1.6T					TC1					
LAP	SECTOR 1		SECTOR 2	SECTOR 3	TOTAL LAP	LAP	SECTOR 1		SECTOR 2	SECTOR 3	TOTAL LAP				
1	51.864	111.5	30.716	-	39.105	184.6	2:01.685	8	44.288	116.8	30.456	-	39.142	182.4	1:53.886
2	44.427	119.7	31.400	-	39.699	181.2	1:55.526	9	44.362	114.5	30.391	-	39.319	181.8	1:54.072
3	44.265	116.9	30.152	-	39.341	182.7	1:53.758	10	44.282	111.4	30.436	-	39.168	183.0	1:53.886
4	44.146	112.7	30.302	-	39.190	181.8	1:53.638	11	44.411	116.0	30.667	-	39.444	181.5	1:54.522
5	44.610	114.6	30.192	-	39.168	182.1	1:53.970	12	44.442	111.5	30.790	-	39.420	183.3	1:54.652
6	44.620	113.3	30.471	-	39.904	182.7	1:54.995	13	44.477	111.7	30.845	-	39.502	183.0	1:54.824
7	44.519	111.7	30.389	-	39.264	183.6	1:54.172	14	45.261	111.0	31.159	-	39.904	183.3	1:56.324
IDEAL LAP TIME: 1:53.403					FASTEST LAP: 1:53.638					DIFFERENCE: +0.235					



FIA WORLD TOURING CAR CHAMPIONSHIP RACE 2 - SECTOR ANALYSIS

12 Rob HUFF (GBR)					Lada Granta 1.6T					TC1					
LAP	SECTOR 1		SECTOR 2		SECTOR 3		TOTAL LAP	LAP	SECTOR 1		SECTOR 2		SECTOR 3		TOTAL LAP
1	50.568	113.5	30.697	-	39.099	183.9	2:00.364	3	44.518	117.4	30.529	-	39.298	182.1	1:54.345
2	44.028	114.8	30.416	-	39.585	179.1	1:54.029	4	44.531	116.9	30.899	-	39.206	180.3	1:54.636
IDEAL LAP TIME: 1:53.543					FASTEST LAP: 1:54.029					DIFFERENCE: +0.486					

14 Mikhail KOZLOVSKIY (RUS)					Lada Granta 1.6T					TC1					
LAP	SECTOR 1		SECTOR 2		SECTOR 3		TOTAL LAP	LAP	SECTOR 1		SECTOR 2		SECTOR 3		TOTAL LAP
1	51.205	108.4	30.963	-	39.223	184.9	2:01.391	8	44.778	112.5	30.743	-	39.472	182.7	1:54.993
2	44.622	114.9	31.478	-	39.904	185.5	1:56.004	9	44.865	115.3	31.006	-	39.143	184.3	1:55.014
3	44.615	122.3	30.649	-	39.818	182.7	1:55.082	10	44.771	112.0	30.991	-	39.215	183.6	1:54.977
4	44.594	117.2	31.738	-	39.040	183.9	1:55.372	11	45.025	111.2	31.037	-	39.806	180.6	1:55.868
5	44.863	115.3	30.618	-	39.389	183.6	1:54.870	12	45.489	111.2	31.315	-	39.718	183.3	1:56.522
6	44.941	116.1	30.798	-	39.025	183.0	1:54.764	13	45.451	109.9	31.199	-	39.636	182.7	1:56.286
7	44.859	112.4	30.765	-	39.186	183.3	1:54.810	14	45.405	111.9	30.948	-	39.516	183.3	1:55.869
IDEAL LAP TIME: 1:54.237					FASTEST LAP: 1:54.764					DIFFERENCE: +0.527					

18 Tiago MONTEIRO (PRT)					Honda Civic WTCC					TC1					
LAP	SECTOR 1		SECTOR 2		SECTOR 3		TOTAL LAP	LAP	SECTOR 1		SECTOR 2		SECTOR 3		TOTAL LAP
1	47.372	119.7	30.199	-	38.683	186.5	1:56.254	8	44.271	122.4	30.386	-	38.613	185.5	1:53.270
2	43.761	118.7	29.687	-	38.468	185.2	1:51.916	9	43.939	121.9	30.333	-	38.607	185.2	1:52.879
3	43.772	121.9	30.223	-	38.640	185.5	1:52.635	10	43.920	120.0	30.289	-	38.679	185.5	1:52.888
4	43.858	119.4	30.056	-	38.513	184.6	1:52.427	11	43.992	119.8	30.485	-	38.796	185.5	1:53.273
5	44.076	121.3	30.218	-	38.462	185.5	1:52.756	12	44.176	120.1	30.544	-	38.945	184.9	1:53.665
6	43.968	123.6	30.148	-	38.513	185.2	1:52.629	13	44.298	120.4	30.353	-	38.856	185.5	1:53.507
7	44.055	121.1	30.130	-	38.506	184.9	1:52.691	14	44.422	115.9	30.374	-	38.886	185.2	1:53.682
IDEAL LAP TIME: 1:51.910					FASTEST LAP: 1:51.916					DIFFERENCE: +0.006					

25 Mehdi BENNANI (MAR)					Honda Civic WTCC					TC1					
LAP	SECTOR 1		SECTOR 2		SECTOR 3		TOTAL LAP	LAP	SECTOR 1		SECTOR 2		SECTOR 3		TOTAL LAP
1	45.487	115.1	29.366	-	38.485	185.5	1:53.338	8	44.136	114.3	30.685	-	38.788	183.9	1:53.609
2	43.062	118.6	29.984	-	38.585	185.8	1:51.631	9	44.100	112.6	30.422	-	38.676	185.2	1:53.198
3	43.250	118.0	29.979	-	38.766	185.2	1:51.995	10	44.125	108.5	30.243	-	38.661	185.8	1:53.029
4	43.436	117.9	30.210	-	38.528	183.9	1:52.174	11	44.398	120.6	30.536	-	39.163	184.3	1:54.097
5	43.806	115.3	30.105	-	38.692	184.6	1:52.603	12	44.015	111.8	30.541	-	38.713	185.2	1:53.269
6	43.785	113.3	30.144	-	38.712	184.3	1:52.641	13	44.387	111.5	30.279	-	38.886	185.2	1:53.552
7	43.761	117.8	30.414	-	38.586	185.8	1:52.761	14	44.431	107.7	30.545	-	39.009	180.0	1:53.985
IDEAL LAP TIME: 1:50.913					FASTEST LAP: 1:51.631					DIFFERENCE: +0.718					



FIA WORLD TOURING CAR CHAMPIONSHIP RACE 2 - SECTOR ANALYSIS

26 Filipe DE SOUZA (MAC)					BMW E90 320 TC					TC2					
LAP	SECTOR 1		SECTOR 2	SECTOR 3	TOTAL LAP	LAP	SECTOR 1		SECTOR 2	SECTOR 3	TOTAL LAP				
1	54.817	110.9	32.532	-	41.503 172.5	2:08.852	8	47.805	109.6	32.743	-	41.760	170.0	2:02.308	
2	47.175	105.7	32.952	-	41.670	171.4	2:01.797	9	48.008	105.7	32.949	-	42.035	171.1	2:02.992
3	47.349	108.2	32.627	-	41.949	172.2	2:01.925	10	48.067	109.3	32.880	-	41.839	171.7	2:02.786
4	47.416	107.3	32.517	-	41.705	171.7	2:01.638	11	48.330	101.3	33.378	-	42.587	164.6	2:04.295
5	47.636	109.4	32.566	-	41.731	172.5	2:01.933	12	55.607	95.2	46.101	-	45.226	169.0	2:26.934
6	47.682	111.7	32.618	-	41.675	171.9	2:01.975	13	53.253	92.9	37.229	-	45.966	160.0	2:16.448
7	47.795	108.3	32.742	-	41.660	171.4	2:02.197								
IDEAL LAP TIME: 2:01.195					FASTEST LAP: 2:01.638					DIFFERENCE: +0.443					

27 John FILIPPI (FRA)					SEAT Leon WTCC					TC2					
LAP	SECTOR 1		SECTOR 2	SECTOR 3	TOTAL LAP	LAP	SECTOR 1		SECTOR 2	SECTOR 3	TOTAL LAP				
1	53.520	110.6	31.535	-	40.176 175.6	2:05.231	8	46.345	114.6	31.756	-	40.852	174.4	1:58.953	
2	46.662	117.8	31.219	-	43.649	172.8	2:01.530	9	46.661	112.2	31.661	-	40.641	174.1	1:58.963
3	46.682	115.3	31.574	-	40.940	173.6	1:59.196	10	46.356	114.9	31.922	-	40.950	173.0	1:59.228
4	46.099	115.4	31.394	-	40.764	173.9	1:58.257	11	46.835	111.8	31.832	-	40.815	173.9	1:59.482
5	46.732	116.8	31.419	-	40.745	174.4	1:58.896	12	46.589	108.8	32.113	-	40.641	173.9	1:59.343
6	46.602	116.2	31.559	-	40.827	174.1	1:58.988	13	46.735	111.5	31.802	-	40.862	174.1	1:59.399
7	46.626	115.4	33.206	-	40.899	174.1	2:00.731	14	46.745	110.5	31.689	-	41.003	173.9	1:59.437
IDEAL LAP TIME: 1:57.494					FASTEST LAP: 1:58.257					DIFFERENCE: +0.763					

33 MA Qing Hua (CHN)					Citroen C-Elysee WTCC					TC1					
LAP	SECTOR 1		SECTOR 2	SECTOR 3	TOTAL LAP	LAP	SECTOR 1		SECTOR 2	SECTOR 3	TOTAL LAP				
1	49.758	107.7	30.639	-	38.366 187.1	1:58.763	8	44.178	124.6	30.498	-	38.519	187.1	1:53.195	
2	44.153	114.5	30.098	-	38.766 188.8	1:53.017	9	44.223	116.1	30.577	-	38.573	185.5	1:53.373	
3	43.613	118.9	30.820	-	38.876	187.1	1:53.309	10	43.927	116.9	30.347	-	40.317	184.3	1:54.591
4	44.086	114.5	30.130	-	39.924	185.8	1:54.140	11	44.218	117.1	30.459	-	38.511	187.5	1:53.188
5	44.104	118.0	30.140	-	38.316 188.4	1:52.560	12	44.029	118.4	30.518	-	38.534	-	1:53.081	
6	44.749	109.6	30.615	-	38.779	-	1:54.143	13	44.246	117.7	30.259	-	38.435	187.1	1:52.940
7	44.839	108.9	30.483	-	40.857	185.5	1:56.179	14	44.063	120.5	30.669	-	39.087	186.2	1:53.819
IDEAL LAP TIME: 1:52.027					FASTEST LAP: 1:52.560					DIFFERENCE: +0.533					



FIA WORLD TOURING CAR CHAMPIONSHIP RACE 2 - SECTOR ANALYSIS

37 Jose Maria LOPEZ (ARG)		Citroen C-Elysee WTCC										TC1			
LAP	SECTOR 1		SECTOR 2		SECTOR 3		TOTAL LAP	LAP	SECTOR 1		SECTOR 2		SECTOR 3		TOTAL LAP
1	49.029	111.5	30.490	-	38.699	184.9	1:58.218	8	43.846	118.9	30.456	-	38.466	186.5	1:52.768
2	43.736	113.1	29.973	-	38.697	188.4	1:52.406	9	43.899	126.1	30.357	-	38.440	187.8	1:52.696
3	44.234	118.0	30.188	-	38.399	187.5	1:52.821	10	43.768	110.4	30.313	-	38.518	187.1	1:52.599
4	43.970	111.2	30.235	-	38.619	185.5	1:52.824	11	44.008	105.7	30.388	-	38.595	187.5	1:52.991
5	44.223	112.0	30.674	-	39.220	186.5	1:54.117	12	44.046	111.6	30.427	-	38.789	187.8	1:53.262
6	44.176	115.8	30.194	-	38.551	186.2	1:52.921	13	43.905	113.4	30.315	-	38.541	186.8	1:52.761
7	43.989	112.7	30.059	-	38.360	187.5	1:52.408	14	44.014	110.8	30.299	-	38.818	184.9	1:53.131
IDEAL LAP TIME: 1:52.069							FASTEST LAP: 1:52.406				DIFFERENCE: +0.337				

77 Rene MUNNICH (DEU)		Chevrolet RML Cruze TC1										TC1			
LAP	SECTOR 1		SECTOR 2		SECTOR 3		TOTAL LAP	LAP	SECTOR 1		SECTOR 2		SECTOR 3		TOTAL LAP
1	51.648	112.3	31.728	-	39.035	185.5	2:02.411	4	44.966	110.4	30.823	-	39.289	185.8	1:55.078
2	44.659	106.7	31.062	-	39.792	185.8	1:55.513	5	45.083	113.0	30.719	-	42.694	184.3	1:58.496
3	45.538	108.4	30.548	-	39.341	186.5	1:55.427	6	45.372	111.1	30.760	-	IN	-	2:07.715 Pit
IDEAL LAP TIME: 1:54.242							FASTEST LAP: 1:55.078				DIFFERENCE: +0.836				

98 Dusan BORKOVIC (SRB)		Chevrolet RML Cruze TC1										TC1			
LAP	SECTOR 1		SECTOR 2		SECTOR 3		TOTAL LAP	LAP	SECTOR 1		SECTOR 2		SECTOR 3		TOTAL LAP
1	50.214	109.1	30.822	-	38.688	184.9	1:59.724	8	44.784	110.2	30.906	-	38.979	183.6	1:54.669
2	44.253	111.1	-	-	-	182.7	1:53.739	9	44.586	109.3	30.753	-	39.288	183.3	1:54.627
3	43.885	116.6	30.649	-	38.878	183.0	1:53.412	10	45.576	109.5	30.792	-	39.150	184.6	1:55.518
4	44.251	107.5	-	-	-	183.3	1:53.932	11	44.796	112.9	30.914	-	39.313	183.0	1:55.023
5	44.538	110.8	30.526	-	39.012	183.6	1:54.076	12	44.526	107.6	30.778	-	39.288	184.9	1:54.592
6	44.516	114.6	30.639	-	39.030	182.4	1:54.185	13	44.755	110.9	30.902	-	39.730	182.7	1:55.387
7	44.644	112.7	30.619	-	39.181	183.3	1:54.444	14	45.176	104.5	31.264	-	39.969	182.1	1:56.409
IDEAL LAP TIME: 1:53.099							FASTEST LAP: 1:53.412				DIFFERENCE: +0.313				



FIA WORLD TOURING CAR CHAMPIONSHIP RACE 2 - BEST SECTOR SPEEDS

	INTERMEDIATE 1			INTERMEDIATE 2			FINISH LINE					
	NO	NAME	SPEED	LAP	NO	NAME	SPEED	LAP	NO	NAME	SPEED	LAP
1	5	MICHELISZ	130.5	6					33	MA	188.8	2
2	4	CORONEL	129.6	2					37	LOPEZ	188.4	2
3	37	LOPEZ	126.1	9					5	MICHELISZ	187.1	10
4	33	MA	124.6	8					3	CHILTON	186.8	1
5	18	MONTEIRO	123.6	6					77	MUNNICH	186.5	3
6	2	TARQUINI	123.0	1					18	MONTEIRO	186.5	1
7	14	KOZLOVSKIY	122.3	3					2	TARQUINI	186.2	1
8	10	MORBIDELLI	121.3	3					25	BENNANI	185.8	10
9	25	BENNANI	120.6	11					7	VALENTE	185.5	12
10	11	THOMPSON	119.7	2					14	KOZLOVSKIY	185.5	2
11	7	VALENTE	117.8	7					10	MORBIDELLI	185.5	1
12	27	FILIPPI	117.8	2					1	MULLER	185.2	1
13	3	CHILTON	117.6	11					98	BORKOVIC	184.9	12
14	12	HUFF	117.4	3					4	CORONEL	184.9	1
15	9	LOEB	117.2	2					9	LOEB	184.9	1
16	98	BORKOVIC	116.6	3					11	THOMPSON	184.6	1
17	1	MULLER	113.9	2					12	HUFF	183.9	1
18	6	ENGSTLER	113.0	10					27	FILIPPI	175.6	1
19	77	MUNNICH	113.0	5					6	ENGSTLER	174.7	8
20	26	DE SOUZA	111.7	6					26	DE SOUZA	172.5	5



Weather/Track: Sun 24C / Dry 26C

www.mstworld.com



Shanghai International Circuit
Circuit Length: 4.603 km / 2.860 miles
Printed - 16:50 Sunday, 12 October 2014

FIA WORLD TOURING CAR CHAMPIONSHIP RACE 2 - BEST SECTOR TIMES

	SECTOR 1			SECTOR 2			SECTOR 3			IDEAL/BEST LAP COMPARISON					
	NO	TIME	LAP	NO	TIME	LAP	NO	TIME	LAP	NO	NAME	IDEAL	BEST	LAP	DIFF
1	25	43.062	2	25	29.366	1	33	38.316	5	25	BENNANI	1:50.913	1:51.631	2	+0.718
2	2	43.220	2	18	29.687	2	37	38.360	7	2	TARQUINI	1:51.316	1:51.316	2	0.000
3	33	43.613	3	2	29.720	2	2	38.376	2	18	MONTEIRO	1:51.910	1:51.916	2	+0.006
4	3	43.722	8	3	29.799	3	18	38.462	5	3	CHILTON	1:52.015	1:52.576	2	+0.561
5	9	43.722	2	1	29.941	2	25	38.485	1	33	MA	1:52.027	1:52.560	5	+0.533
6	37	43.736	2	37	29.973	2	3	38.494	4	37	LOPEZ	1:52.069	1:52.406	2	+0.337
7	1	43.737	2	5	30.016	2	7	38.552	2	1	MULLER	1:52.290			
8	7	43.754	2	33	30.098	2	1	38.612	1	5	MICHELISZ	1:52.470	1:52.921	4	+0.451
9	18	43.761	2	11	30.152	3	5	38.673	9	7	VALENTE	1:52.504	1:52.504	2	0.000
10	5	43.781	3	9	30.156	2	98	38.688	1	9	LOEB	1:52.782	1:52.547	3	-1.235
11	4	43.863	3	7	30.198	2	4	38.720	3	4	CORONEL	1:52.941	1:53.112	3	+0.171
12	98	43.885	3	4	30.358	2	9	38.904	2	98	BORKOVIC	1:53.099	1:53.412	3	+0.313
13	10	43.966	2	12	30.416	2	14	39.025	6	11	THOMPSON	1:53.403	1:53.638	4	+0.235
14	12	44.028	2	98	30.526	5	77	39.035	1	12	HUFF	1:53.543	1:54.029	2	+0.486
15	11	44.146	4	77	30.548	3	10	39.079	1	10	MORBIDELLI	1:53.600	1:53.854	2	+0.254
16	14	44.594	4	10	30.555	2	12	39.099	1	14	KOZLOVSKIY	1:54.237	1:54.764	6	+0.527
17	77	44.659	2	14	30.618	5	11	39.105	1	77	MUNNICH	1:54.242	1:55.078	4	+0.836
18	6	45.171	2	6	31.012	2	27	40.176	1	6	ENGSTLER	1:56.368	1:56.599	2	+0.231
19	27	46.099	4	27	31.219	2	6	40.185	1	27	FILIPPI	1:57.494	1:58.257	4	+0.763
20	26	47.175	2	26	32.517	4	26	41.503	1	26	DE SOUZA	2:01.195	2:01.638	4	+0.443

'Perfect Lap' - 1:50.744



Weather/Track: Sun 24C / Dry 26C

www.mstworld.com



Shanghai International Circuit
Circuit Length: 4.603 km / 2.860 miles
Printed - 16:51 Sunday, 12 October 2014

FIA WORLD TOURING CAR CHAMPIONSHIP RACE 2 - RACE HISTORY CHART

LAP 1			LAP 2			LAP 3			LAP 4			LAP 5		
NO	BEHIND	LAP TIME	NO	BEHIND	LAP TIME	NO	BEHIND	LAP TIME	NO	BEHIND	LAP TIME	NO	BEHIND	LAP TIME
25		1:53.338	25		1:51.631	25		1:51.995	25		1:52.174	25		1:52.603
2	2.163	1:55.501	2	1.848	1:51.316	2	1.731	1:51.878	2	1.798	1:52.241	18	4.247	1:52.756
18	2.916	1:56.254	18	3.201	1:51.916	18	3.841	1:52.635	18	4.094	1:52.427	37	8.645	1:54.117
7	3.365	1:56.703	7	4.238	1:52.504	7	5.495	1:53.252	7	6.911	1:53.590	7	9.266	1:54.958
1	3.826	1:57.164	9	5.347	1:52.782	9	5.899	1:52.547	37	7.131	1:52.824	9	9.525	1:54.704
9	4.196	1:57.534	37	5.655	1:52.406	37	6.481	1:52.821	9	7.424	1:53.699	5	9.660	1:53.744
37	4.880	1:58.218	5	6.452	1:53.157	5	7.772	1:53.315	5	8.519	1:52.921	33	10.048	1:52.560
5	4.926	1:58.264	33	6.811	1:53.017	33	8.125	1:53.309	33	10.091	1:54.140	4	11.928	1:53.826
33	5.425	1:58.763	4	8.027	1:53.900	4	9.144	1:53.112	4	10.705	1:53.735	98	13.142	1:54.076
4	5.758	1:59.096	98	8.494	1:53.739	98	9.911	1:53.412	98	11.669	1:53.932	11	16.836	1:53.970
98	6.386	1:59.724	12	9.424	1:54.029	12	11.774	1:54.345	12	14.236	1:54.636	3	17.913	1:53.550
12	7.026	2:00.364	10	9.696	1:53.854	10	12.230	1:54.529	10	14.707	1:54.651	10	18.506	1:56.402
10	7.473	2:00.811	11	12.242	1:55.526	11	14.005	1:53.758	11	15.469	1:53.638	14	20.978	1:54.870
14	8.053	2:01.391	14	12.426	1:56.004	14	15.513	1:55.082	3	16.966	1:53.382	77	25.184	1:58.496
11	8.347	2:01.685	77	12.955	1:55.513	3	15.758	1:53.412	14	18.711	1:55.372	2	28.516	2:19.321 P
77	9.073	2:02.411	3	14.341	1:52.576	77	16.387	1:55.427	77	19.291	1:55.078	6	31.768	1:57.789
6	11.233	2:04.571	6	16.201	1:56.599	6	21.031	1:56.825	6	26.582	1:57.725	27	41.369	1:58.896
27	11.893	2:05.231	27	21.792	2:01.530	27	28.993	1:59.196	27	35.076	1:58.257	26	54.404	2:01.933
3	13.396	2:06.734	1	23.303	2:11.108 P	26	35.610	2:01.925	26	45.074	2:01.638			
26	15.514	2:08.852	26	25.680	2:01.797									



Weather/Track: Sun 24C / Dry 26C

Page 1 of 3

www.mstworld.com



Shanghai International Circuit

Circuit Length: 4.603 km / 2.860 miles

Printed - 16:50 Sunday, 12 October 2014

FIA WORLD TOURING CAR CHAMPIONSHIP RACE 2 - RACE HISTORY CHART

LAP 6			LAP 7			LAP 8			LAP 9			LAP 10		
NO	BEHIND	LAP TIME	NO	BEHIND	LAP TIME	NO	BEHIND	LAP TIME	NO	BEHIND	LAP TIME	NO	BEHIND	LAP TIME
25		1:52.641	25		1:52.761	25		1:53.609	25		1:53.198	25		1:53.029
18	4.235	1:52.629	18	4.165	1:52.691	18	3.826	1:53.270	18	3.507	1:52.879	18	3.366	1:52.888
37	8.925	1:52.921	37	8.572	1:52.408	37	7.731	1:52.768	37	7.229	1:52.696	37	6.799	1:52.599
7	10.720	1:54.095	9	11.882	1:53.552	9	11.312	1:53.039	9	11.271	1:53.157	9	11.445	1:53.203
9	11.091	1:54.207	7	12.501	1:54.542	5	12.836	1:53.709	5	12.682	1:53.044	5	13.133	1:53.480
5	11.289	1:54.270	5	12.736	1:54.208	7	14.179	1:55.287	33	14.729	1:53.373	33	16.291	1:54.591
33	11.550	1:54.143	33	14.968	1:56.179	33	14.554	1:53.195	7	15.372	1:54.391	4	18.607	1:54.726
4	13.271	1:53.984	4	15.199	1:54.689	4	15.789	1:54.199	4	16.910	1:54.319	7	19.177	1:56.834
98	14.686	1:54.185	98	16.369	1:54.444	98	17.429	1:54.669	98	18.858	1:54.627	3	20.005	1:53.879
3	18.642	1:53.370	3	19.356	1:53.475	3	18.491	1:52.744	3	19.155	1:53.862	98	21.347	1:55.518
11	19.190	1:54.995	11	20.601	1:54.172	11	20.878	1:53.886	11	21.752	1:54.072	11	22.609	1:53.886
10	20.871	1:55.006	10	23.413	1:55.303	10	25.308	1:55.504	10	27.266	1:55.156	14	30.298	1:54.977
14	23.101	1:54.764	14	25.150	1:54.810	14	26.534	1:54.993	14	28.350	1:55.014	10	36.131	2:01.894 P
6	37.156	1:58.029	6	42.240	1:57.845	6	46.149	1:57.518	6	50.634	1:57.683	6	55.192	1:57.587
77	40.258	2:07.715 P	27	55.686	2:00.731	27	1:01.030	1:58.953	27	1:06.795	1:58.963	27	1:12.994	1:59.228
27	47.716	1:58.988	26	1:13.174	2:02.197	26	1:21.873	2:02.308	26	1:31.667	2:02.992	26	1:41.424	2:02.786
26	1:03.738	2:01.975												



Weather/Track: Sun 24C / Dry 26C

Page 2 of 3

www.mstworld.com



Shanghai International Circuit

Circuit Length: 4.603 km / 2.860 miles

Printed - 16:50 Sunday, 12 October 2014

FIA WORLD TOURING CAR CHAMPIONSHIP RACE 2 - RACE HISTORY CHART

LAP 11			LAP 12			LAP 13			LAP 14		
NO	BEHIND	LAP TIME	NO	BEHIND	LAP TIME	NO	BEHIND	LAP TIME	NO	BEHIND	LAP TIME
25		1:54.097	25		1:53.269	25		1:53.552	25		1:53.985
18	2.542	1:53.273	18	2.938	1:53.665	18	2.893	1:53.507	18	2.590	1:53.682
37	5.693	1:52.991	37	5.686	1:53.262	37	4.895	1:52.761	37	4.041	1:53.131
9	10.651	1:53.303	9	10.612	1:53.230	9	10.982	1:53.922	9	11.238	1:54.241
5	12.512	1:53.476	5	13.035	1:53.792	5	13.622	1:54.139	5	13.976	1:54.339
33	15.382	1:53.188	33	15.194	1:53.081	33	14.582	1:52.940	33	14.416	1:53.819
4	18.493	1:53.983	4	19.518	1:54.294	4	20.608	1:54.642	4	21.725	1:55.102
7	19.784	1:54.704	7	21.150	1:54.635	3	22.707	1:54.773	3	22.933	1:54.211
3	20.265	1:54.357	3	21.486	1:54.490	7	25.210	1:57.612	7	27.276	1:56.051
98	22.273	1:55.023	98	23.596	1:54.592	98	25.431	1:55.387	98	27.855	1:56.409
11	23.034	1:54.522	11	24.417	1:54.652	11	25.689	1:54.824	11	28.028	1:56.324
14	32.069	1:55.868	14	35.322	1:56.522	26	1 Lap	2:26.934	14	39.940	1:55.869
10	56.936	2:14.902	10	59.978	1:56.311	14	38.056	1:56.286	26	1 Lap	2:16.448
6	58.847	1:57.752	6	1:03.384	1:57.806	10	1:03.039	1:56.613	10	1:06.588	1:57.534
27	1:18.379	1:59.482	27	1:24.453	1:59.343	6	1:07.527	1:57.695	6	1:11.237	1:57.695
26	1:51.622	2:04.295				27	1:30.300	1:59.399	27	1:35.752	1:59.437



Weather/Track: Sun 24C / Dry 26C

Page 3 of 3

www.mstworld.com



Shanghai International Circuit
Circuit Length: 4.603 km / 2.860 miles
Printed - 16:50 Sunday, 12 October 2014

FIA WORLD TOURING CAR CHAMPIONSHIP EVENT FASTEST LAPS

	NO	DRIVER	TESTING	FP 1	FP 2	Q1	Q2	Q3	RACE 1	RACE 2	GAP
1	37	Jose Maria LOPEZ	1:50.396	1:51.326	1:51.499	1:49.546	1:49.418	1:48.782	1:50.889	1:52.406	
2	33	MA Qing Hua	1:51.131	1:51.588	1:51.032	1:49.313	1:49.436	1:48.898	1:50.833	1:52.560	0.116
3	1	Yvan MULLER	1:50.595	1:51.060	1:51.662	1:49.514	1:49.299	1:49.424	1:51.458		0.517
4	9	Sebastien LOEB	1:50.901	1:51.771	1:51.541	1:49.875	1:49.579	1:49.830	1:52.039	1:52.547	0.797
5	5	Norbert MICHELISZ	1:50.750	1:51.885	1:51.695	1:50.312	1:49.848	1:49.681	1:52.372	1:52.921	0.899
6	18	Tiago MONTEIRO	1:51.544	1:51.627	1:52.096	1:50.657	1:50.178		1:52.756	1:51.916	1.396
7	2	Gabriele TARQUINI	1:51.097	1:51.273	1:51.842	1:50.266	1:50.229		1:52.355	1:51.316	1.447
8	3	Tom CHILTON	1:52.433	1:51.790	1:52.685	1:50.229	1:50.351		1:52.298	1:52.576	1.447
9	7	Hugo VALENTE	1:51.978	1:52.864	1:51.796	1:51.300	1:50.406		1:53.152	1:52.504	1.624
10	25	Mehdi BENNANI	1:51.354	1:52.610	1:51.618	1:50.782	1:50.528		1:53.318	1:51.631	1.746
11	4	Tom CORONEL	1:53.329	1:52.403	1:52.245	1:50.694	1:50.548		1:52.881	1:53.112	1.766
12	98	Dusan BORKOVIC		1:53.146	1:51.812	1:50.867	1:51.665		1:53.402	1:53.412	2.085
13	10	Gianni MORBIDELLI	1:53.006	1:53.736	1:53.248	1:51.655			1:53.883	1:53.854	2.873
14	11	James THOMPSON	1:52.514	1:54.526	1:53.000	1:51.662				1:53.638	2.880
15	12	Rob HUFF	1:52.516	1:53.900	1:53.931	1:51.781			1:53.675	1:54.029	2.999
16	14	Mikhail KOZLOVSKIY	1:52.990	1:53.998	1:54.933	1:51.953			1:53.964	1:54.764	3.171
17	77	Rene MUNNICH	1:56.758	1:53.778	1:53.545	1:52.393			1:54.086	1:55.078	3.611
18	6	Franz ENGSTLER	1:57.904	1:56.804	1:56.114	1:55.315			1:57.354	1:56.599	6.533
19	27	John FILIPPI	1:58.805	1:58.043	1:56.826	1:56.753			1:58.170	1:58.257	7.971
20	38	William LOK	2:03.601	2:01.481	2:00.416	1:58.664			1:59.943		9.882
21	26	Filipe DE SOUZA	2:03.545	2:00.464	2:00.462	1:58.719			2:00.979	2:01.638	9.937



Weather/Track: Sun 24C / Dry 26C
www.mstworld.com



Shanghai International Circuit
Circuit Length: 4.603 km / 2.860 miles
Printed - 18:41 Sunday, 12 October 2014