

FIA WORLD RALLYCROSS CHAMPIONSHIP

PRESENTED BY MONSTER ENERGY

ROUND 1 // 03 - 04 MAY 2014_

PISTA INTERNACIONAL DE MONTALEGRE_

(POR)

BOMPISO RALLYCROSS OF MONTALEGRE



RESULT BOOK

Chronomoto Timing



www.RallycrossRX.com

Supercar

SC - 02

List of starters

No.	Driver	Nat.	Competitor/Entrant	Car	Licence	Competitor Lic.	Ch.
1	1 Timur TIMERZYANOV	RUS	Team Peugeot-Hansen	Peugeot 208	14135	546	
2	3 Timmy HANSEN	SWE	Team Peugeot-Hansen	Peugeot 208	199205212732	546	
3	6 Alexandre THEUIL	FRA	Alexandre Theuil	Citroën DS3	35488	35488	
4	11 Petter SOLBERG	NOR	PS 110% AB	Citroën DS3	IKO 19833	245	
5	12 Alexander HVAAL	NOR	PS 110% AB	Citroën DS3	IRC 30731	245	
6	13 Andreas BAKKERUD	NOR	Olsbergs MSE AB	Ford Fiesta ST	IRC 30267	136	
7	15 Reinis NITISS	LVA	Olsbergs MSE AB	Ford Fiesta ST	1402470001	136	
8	21 Bohdan LUDWICZAK	POL	Bohdan Ludwiczak	Ford Fiesta	321/14	321/14	
9	22 Koen PAUWELS	BEL	Koen Pauwels	Ford Focus	698640	698640	
10	25 Jacques VILLENEUVE	CAN	Albatec Racing LTD	Peugeot 208	14-002	272334	
11	26 Andy SCOTT	GBR	Albatec Racing LTD	Peugeot 208	159455	272334	
12	33 Liam DORAN	GBR	LD Motorsports	Citroën DS3	171219	272963	
13	41 Joaquim SANTOS	PRT	Joaquim Santos	Ford Focus	1377	1377	
14	44 Krzysztof SKORUPSKI	POL	LD Motorsports	Citroën DS3	140/12	272963	
15	47 Ramona KARLSSON	SWE	Per Eklund Motorsport	Saab 9-3	198101085580	198101085580	
16	54 Jos JANSEN	BEL	Jos Jansen	Ford Focus	907022	907022	
17	57 Toomas HEIKKINEN	FIN	Marklund Motorsport	VW Polo	21561120	311	
18	66 Derek TOHILL	IRL	LD Motorsports	Citroën DS3	6353	272963	
19	92 Anton MARKLUND	SWE	Marklund Motorsport	VW Polo	199212090071	311	

19 drivers

These results are provisional until the conclusion of any judicial and technical inquiries.

Pista Internacional de Montalegre(945/1050 m)

Published at...	Clerk of the Course Antonio PUREZA 	Timekeeper Peter MAJOSHAZI 	
-----------------	---	---	---

Printed: 5/3/2014 9:31:16 AM

Page 1 of 1

Supercar

SC - 2T

List of starters (Teams)

Team	Nat.	No.	Driver	Nat.	Car
1 Team Peugeot-Hansen	SWE	1 3	Timur TIMERZYANOV Timmy HANSEN	RUS SWE	Peugeot 208 Peugeot 208
2 PS 110% AB	SWE	11 12	Petter SOLBERG Alexander HVAAL	NOR NOR	Citroën DS3 Citroën DS3
3 Olsbergs MSE AB	SWE	13 15	Andreas BAKKERUD Reinis NITISS	NOR LVA	Ford Fiesta ST Ford Fiesta ST
4 Albatec Racing LTD	GBR	26 25	Andy SCOTT Jacques VILLENEUVE	GBR CAN	Peugeot 208 Peugeot 208
5 LD Motorsports	GBR	33 44	Liam DORAN Krzysztof SKORUPSKI	GBR POL	Citroën DS3 Citroën DS3
6 Marklund Motorsport	SWE	57 92	Toomas HEIKKINEN Anton MARKLUND	FIN SWE	VW Polo VW Polo

6 teams

These results are provisional until the conclusion of any judicial and technical inquiries.

Pista Internacional de Montalegre(945/1050 m)

Published at...	Clerk of the Course Antonio PUREZA 	Timekeeper Peter MAJOSHAZI 	
-----------------	---	---	---

Printed: 5/3/2014 9:34:48 AM

Page 1 of 1

Supercar

SC - 04

Free Practice 1 Lap Times

Pos.	No.	Driver Competitor/Entrant	Nat.	Car Ch.	Best lap	Diff	Laps	Lap1 Lap5 Lap9 Lap13 Lap17	Lap 2 Lap 6 Lap10 Lap14 Lap18	Lap3 Lap7 Lap11 Lap15 Lap19	Lap4 Lap8 Lap12 Lap16 Lap20
1	11	Petter SOLBERG PS 110% AB	NOR	Citroën DS3	0:39.340		8	0:42.340 0:42.940	0:40.150 0:39.710	0:41.880 0:42.680	1:49.360 0:39.340
2	1	Timur TIMERZYANOV Team Peugeot-Hansen	RUS	Peugeot 208	0:39.513	0:00.173	14	0:44.975 5:06.936 0:40.104 0:39.905	0:40.933 0:43.368 2:21.642 0:39.705	0:40.531 0:39.513 0:44.405	0:40.728 0:40.211 0:40.029
3	15	Reinis NITISS Olsbergs MSE AB	LVA	Ford Fiesta ST	0:40.227	0:00.887	14	0:42.409 4:24.190 0:40.889 0:40.695	0:42.469 0:40.402 1:38.006 0:40.227	0:46.224 0:40.590 0:40.524	0:42.501 0:40.821 0:44.062
4	92	Anton MARKLUND Marklund Motorsport	SWE	VW Polo	0:40.313	0:00.973	19	0:47.580 5:50.746 0:44.194 0:40.873 0:45.205	0:43.602 0:44.602 2:46.634 0:46.599 0:40.313	0:46.189 0:41.322 0:40.329 2:11.522 0:41.275	0:44.117 0:41.296 0:40.647 0:40.466
5	13	Andreas BAKKERUD Olsbergs MSE AB	NOR	Ford Fiesta ST	0:40.488	0:01.148	14	0:43.535 4:35.581 0:40.581 0:43.679	0:42.743 0:41.445 1:06.931 0:40.488	0:45.332 0:40.788 0:43.509	0:41.997 0:43.985 0:40.702
6	12	Alexander HVAAL PS 110% AB	NOR	Citroën DS3	0:40.500	0:01.160	9	0:46.824 4:56.398 0:40.503	0:42.692 0:44.713	0:42.069 0:41.468	1:06.152 0:40.500
7	3	Timmy HANSEN Team Peugeot-Hansen	SWE	Peugeot 208	0:40.616	0:01.276	14	0:41.791 4:55.406 0:40.616 0:44.040	0:45.410 0:42.174 3:16.124 0:41.033	0:41.951 0:40.719 0:41.112	0:43.387 0:45.034 0:40.749
8	57	Toomas HEIKKINEN Marklund Motorsport	FIN	VW Polo	0:40.625	0:01.285	19	0:47.855 6:11.090 0:44.564 0:41.197 0:41.239	0:43.310 0:44.939 2:20.789 0:40.625 0:40.665	0:42.758 0:41.611 0:45.712 2:03.843 0:40.735	0:50.027 0:41.188 0:41.144 0:44.798
9	25	Jacques VILLENEUVE Albatec Racing LTD	CAN	Peugeot 208	0:41.369	0:02.029	9	0:42.091 8:49.473 0:41.372	0:41.514 0:45.057	0:41.526 0:41.899	0:41.448 0:41.369
10	66	Derek TOHILL LD Motorsports	IRL	Citroën DS3	0:41.512	0:02.172	9	0:49.622 7:09.531 0:41.886	0:44.529 0:45.941	0:44.144 0:42.244	0:42.900 0:41.512

These results are provisional until the conclusion of any judicial and technical inquiries.

Pista Internacional de Montalegre(945/1050 m)

Published at...	Clerk of the Course Antonio PUREZA 	Timekeeper Peter MAJOSHAZI 	
-----------------	---	---	---

Printed: 5/3/2014 2:17:57 PM

Page 1 of 2

Supercar

SC - 04




Free Practice 1 Lap Times

Pos.	No.	Driver Competitor/Entrant	Nat.	Car Ch.	Best lap	Diff	Laps	Lap1 Lap5 Lap9 Lap13 Lap17	Lap 2 Lap 6 Lap10 Lap14 Lap18	Lap3 Lap7 Lap11 Lap15 Lap19	Lap4 Lap8 Lap12 Lap16 Lap20
11	41	Joaquim SANTOS Joaquim Santos	PRT	Ford Focus	0:42.019	0:02.679	19	0:46.005 9:03.284 0:46.917 0:42.794 0:43.083	0:43.555 0:44.106 5:09.909 0:42.019 0:43.449	0:44.044 0:42.841 0:42.666 9:19.075 0:42.148	0:43.321 0:42.781 0:43.100 0:43.319
12	47	Ramona KARLSSON Per Eklund Motorsport	SWE	Saab 9-3	0:42.025	0:02.685	12	0:44.579 6:40.083 0:47.170	0:45.860 0:42.897 7:53.101	0:44.883 0:43.090 0:42.025	0:47.439 0:43.198 1:14.483
13	6	Alexandre THEUIL Alexandre Theuil	FRA	Citroën DS3	0:42.049	0:02.709	9	0:45.366 6:11.812 0:42.322	0:43.797 0:45.782	0:44.313 0:42.506	0:43.829 0:42.049
14	22	Koen PAUWELS Koen Pauwels	BEL	Ford Focus	0:42.864	0:03.524	9	0:45.220 9:11.185 0:42.864	0:46.832 0:44.055	0:43.289 0:46.401	0:43.065 0:43.425
15	33	Liam DORAN LD Motorsports	GBR	Citroën DS3	0:43.127	0:03.787	4	0:43.585	0:46.006	0:43.387	0:43.127
16	44	Krzysztof SKORUPSKI LD Motorsports	POL	Citroën DS3	0:43.215	0:03.875	2	0:48.364	0:43.215		
17	54	Jos JANSEN Jos Jansen	BEL	Ford Focus	0:43.468	0:04.128	14	0:50.018 8:05.978 1:09.992 0:43.472	0:47.263 0:44.709 7:21.726 0:43.750	0:44.431 0:44.373 0:44.220	0:44.300 0:43.468 0:46.588
18	21	Bohdan LUDWICZAK Bohdan Ludwiczak	POL	Ford Fiesta	0:45.872	0:06.532	9	0:48.920 6:42.569 0:50.187	0:51.600 0:45.872	0:46.800 0:48.700	0:46.610 0:46.571
DNS	26	Andy SCOTT Albatec Racing LTD	GBR	Peugeot 208	-	-	0				

Total:19 Drivers included DNS: 1 ,DNF: 0 ,EXC: 0

These results are provisional until the conclusion of any judicial and technical inquiries.

Pista Internacional de Montalegre(945/1050 m)

Published at...	Clerk of the Course Antonio PUREZA 	Timekeeper Peter MAJOSHAZI 	
-----------------	---	---	---

Printed: 5/3/2014 2:17:57 PM

Page 2 of 2

Supercar

SC - 03

Provisional Grid Sheet for Heat 1 by the draw (Right Pole)

P5	P4	P3	P2	POLE
----	----	----	----	------

Race 1

	11	6	54	33
--	----	---	----	----

R1

- 33 Liam DORAN GBR
- 54 Jos JANSEN BEL
- 6 Alexandre THEUIL FRA
- 11 Petter SOLBERG NOR

Race 2

21	41	47	92	25
----	----	----	----	----

R2

- 25 Jacques VILLENEUVE CAN
- 92 Anton MARKLUND SWE
- 47 Ramona KARLSSON SWE
- 41 Joaquim SANTOS PRT
- 21 Bohdan LUDWICZAK POL

Race 3

15	57	22	1	66
----	----	----	---	----

R3

- 66 Derek TOHILL IRL
- 1 Timur TIMERZYANOV RUS
- 22 Koen PAUWELS BEL
- 57 Toomas HEIKKINEN FIN
- 15 Reinis NITISS LVA

Race 4

12	44	3	26	13
----	----	---	----	----

R4

- 13 Andreas BAKKERUD NOR
- 26 Andy SCOTT GBR
- 3 Timmy HANSEN SWE
- 44 Krzysztof SKORUPSKI POL
- 12 Alexander HVAAL NOR

These results are provisional until the conclusion of any judicial and technical inquiries.

Pista Internacional de Montalegre(945/1050 m)

Published at...	Clerk of the Course Antonio PUREZA	Timekeeper Peter MAJOSHAZI	
-----------------	---------------------------------------	-------------------------------	--

Printed: 5/3/2014 9:32:08 AM

Page 1 of 1

Supercar

SC - 05

Result of Heat 1

Pos.	No.	Driver Competitor/Entrant	Nat. Car Ch.	Laps/Joker Race Nr.	Total Tm Notice	Diff	Lap1	Lap2	Lap3	Lap4	Pts.
1	1	Timur TIMERZYANOV Team Peugeot-Hansen	RUS Peugeot 208	4 / 1 Race 3	2:47.007 -		0:43.793	0:40.305	0:39.760	<u>0:43.149</u>	50
2	11	Petter SOLBERG PS 110% AB	NOR Citroën DS3	4 / 1 Race 1	2:47.798 -	0:00.791	0:43.964	0:39.622	0:40.122	<u>0:44.090</u>	45
3	13	Andreas BAKKERUD Olsbergs MSE AB	NOR Ford Fiesta ST	4 / 1 Race 4	2:48.338 -	0:01.331	0:43.948	0:40.759	0:39.912	<u>0:43.719</u>	42
4	57	Toomas HEIKKINEN Marklund Motorsport	FIN VW Polo	4 / 1 Race 3	2:48.559 -	0:01.552	<u>0:46.787</u>	0:40.675	0:40.585	0:40.512	40
5	3	Timmy HANSEN Team Peugeot-Hansen	SWE Peugeot 208	4 / 1 Race 4	2:50.681 -	0:03.674	<u>0:48.209</u>	0:40.918	0:40.447	0:41.107	39
6	12	Alexander HVAAL PS 110% AB	NOR Citroën DS3	4 / 1 Race 4	2:51.119 -	0:04.112	0:46.271	0:40.013	0:40.011	<u>0:44.824</u>	38
7	22	Koen PAUWELS Koen Pauwels	BEL Ford Focus	4 / 1 Race 3	2:51.948 -	0:04.941	0:44.955	<u>0:43.874</u>	0:41.491	0:41.628	37
8	92	Anton MARKLUND Marklund Motorsport	SWE VW Polo	4 / 1 Race 2	2:52.092 -	0:05.085	<u>0:49.861</u>	0:41.066	0:40.577	0:40.588	36
9	15	Reinis NITISS Olsbergs MSE AB	LVA Ford Fiesta ST	4 / 1 Race 3	2:53.327 -	0:06.320	<u>0:47.197</u>	0:43.589	0:42.032	0:40.509	35
10	26	Andy SCOTT Albatec Racing LTD	GBR Peugeot 208	4 / 1 Race 4	2:56.283 -	0:09.276	<u>0:49.999</u>	0:41.788	0:41.701	0:42.795	34
11	6	Alexandre THEUIL Alexandre Theuil	FRA Citroën DS3	4 / 1 Race 1	2:56.652 -	0:09.645	<u>0:48.835</u>	0:44.150	0:41.704	0:41.963	33
12	41	Joaquim SANTOS Joaquim Santos	PRT Ford Focus	4 / 1 Race 2	2:58.374 -	0:11.367	<u>0:50.659</u>	0:42.177	0:42.790	0:42.748	32
13	25	Jacques VILLENEUVE Albatec Racing LTD	CAN Peugeot 208	4 / 1 Race 2	2:59.211 -	0:12.204	0:51.338	<u>0:44.882</u>	0:41.471	0:41.520	31
14	54	Jos JANSEN Jos Jansen	BEL Ford Focus	4 / 1 Race 1	3:00.263 -	0:13.256	0:46.912	0:45.321	<u>0:45.376</u>	0:42.654	30
15	47	Ramona KARLSSON Per Eklund Motorsport	SWE Saab 9-3	4 / 1 Race 2	3:02.063 -	0:15.056	0:49.434	0:42.988	0:43.771	<u>0:45.870</u>	29
16	66	Derek TOHILL LD Motorsports	IRL Citroën DS3	4 / 1 Race 3	3:13.583 -	0:26.576	<u>1:07.663</u>	0:41.660	0:41.978	0:42.282	28
17	21	Bohdan LUDWICZAK Bohdan Ludwiczak	POL Ford Fiesta	4 / 1 Race 2	3:18.238 -	0:31.231	<u>0:57.765</u>	0:46.909	0:46.743	0:46.821	27
DNS	44	Krzysztof SKORUPSKI LD Motorsports	POL Citroën DS3	0 / 0 Race 4	- -	-	-	-	-	-	0
DNS	33	Liam DORAN LD Motorsports	GBR Citroën DS3	0 / 0 Race 1	- -	-	-	-	-	-	0

Total: 19 Drivers included: DNS: 2 , DNF: 0, EXC: 0

These results are provisional until the conclusion of any judicial and technical inquires.

Pista Internacional de Montalegre(945/1050 m)

Published at...	Clerk of the Course Antonio PUREZA	Timekeeper Peter MAJOSHAZI	
-----------------	---------------------------------------	-------------------------------	---

Printed: 5/3/2014 3:45:04 PM

Page 1 of 1

Supercar

SC - 06

Provisional Grid Sheet for Heat 2 (Right Pole)

P5	P4	P3	P2	POLE
----	----	----	----	------

Race 1

	33	44	21	66
--	----	----	----	----

R1

- 66 Derek TOHILL IRL
- 21 Bohdan LUDWICZAK POL
- 44 Krzysztof SKORUPSKI POL
- 33 Liam DORAN GBR

Race 2

47	54	25	41	6
----	----	----	----	---

R2

- 6 Alexandre THEUIL FRA
- 41 Joaquim SANTOS PRT
- 25 Jacques VILLENEUVE CAN
- 54 Jos JANSEN BEL
- 47 Ramona KARLSSON SWE

Race 3

26	15	92	22	12
----	----	----	----	----

R3

- 12 Alexander HVAAL NOR
- 22 Koen PAUWELS BEL
- 92 Anton MARKLUND SWE
- 15 Reinis NITISS LVA
- 26 Andy SCOTT GBR

Race 4

3	57	13	11	1
---	----	----	----	---

R4

- 1 Timur TIMERZYANOV RUS
- 11 Petter SOLBERG NOR
- 13 Andreas BAKKERUD NOR
- 57 Toomas HEIKKINEN FIN
- 3 Timmy HANSEN SWE

These results are provisional until the conclusion of any judicial and technical inquiries.

Pista Internacional de Montalegre(945/1050 m)

Published at...	Clerk of the Course Antonio PUREZA	Timekeeper Peter MAJOSHAZI	
-----------------	---------------------------------------	-------------------------------	--

Printed: 5/3/2014 3:45:38 PM

Page 1 of 1

Supercar

SC - 09

Result of Heat 2

Modified




Pos.	No.	Driver Competitor/Entrant	Nat. Car Ch.	Laps/Joker Race Nr.	Total Tm Notice	Diff	Lap1	Lap2	Lap3	Lap4	Pts.
1	1	Timur TIMERZYANOV Team Peugeot-Hansen	RUS Peugeot 208	4 / 1 Race 4	2:47.692 -		0:44.558	0:40.173	0:39.879	<u>0:43.082</u>	50
2	15	Reinis NITISS Olsbergs MSE AB	LVA Ford Fiesta ST	4 / 1 Race 3	2:47.890 -	0:00.198	0:44.207	0:40.193	0:39.939	<u>0:43.551</u>	45
3	92	Anton MARKLUND Marklund Motorsport	SWE VW Polo	4 / 1 Race 3	2:48.729 -	0:01.037	<u>0:47.174</u>	0:40.421	0:40.998	0:40.136	42
4	57	Toomas HEIKKINEN Marklund Motorsport	FIN VW Polo	4 / 1 Race 4	2:49.133 -	0:01.441	<u>0:46.641</u>	0:40.444	0:40.765	0:41.283	40
5	13	Andreas BAKKERUD Olsbergs MSE AB	NOR Ford Fiesta ST	4 / 1 Race 4	2:51.608 -	0:03.916	<u>0:47.475</u>	0:40.116	0:40.418	0:43.599	39
6	22	Koen PAUWELS Koen Pauwels	BEL Ford Focus	4 / 1 Race 3	2:52.503 -	0:04.811	0:45.892	0:41.171	0:40.765	<u>0:44.675</u>	38
7	6	Alexandre THEUIL Alexandre Theuil	FRA Citroën DS3	4 / 1 Race 2	2:52.990 -	0:05.298	0:45.597	<u>0:44.222</u>	0:41.621	0:41.550	37
8	26	Andy SCOTT Albatec Racing LTD	GBR Peugeot 208	4 / 1 Race 3	2:53.666 -	0:05.974	<u>0:48.905</u>	0:41.876	0:41.829	0:41.056	36
9	12	Alexander HVAAL PS 110% AB	NOR Citroën DS3	4 / 1 Race 3	2:54.087 -	0:06.395	<u>0:49.301</u>	0:42.012	0:41.640	0:41.134	35
10	66	Derek TOHILL LD Motorsports	IRL Citroën DS3	4 / 1 Race 1	2:54.329 -	0:06.637	<u>0:49.732</u>	0:41.357	0:41.770	0:41.470	34
11	54	Jos JANSEN Jos Jansen	BEL Ford Focus	4 / 1 Race 2	2:58.025 -	0:10.333	0:46.891	<u>0:45.426</u>	0:42.473	0:43.235	33
12	47	Ramona KARLSSON Per Eklund Motorsport	SWE Saab 9-3	4 / 1 Race 2	2:58.521 -	0:10.829	<u>0:49.534</u>	0:43.605	0:43.431	0:41.951	32
13	21	Bohdan LUDWICZAK Bohdan Ludwiczak	POL Ford Fiesta	4 / 1 Race 1	3:14.857 -	0:27.165	<u>0:56.278</u>	0:46.371	0:46.319	0:45.889	31
14	3	Timmy HANSEN Team Peugeot-Hansen	SWE Peugeot 208	4 / 1 Race 4	3:19.849 -	0:32.157	1:13.734	0:40.996	<u>0:43.889</u>	0:41.230	30
15	25	Jacques VILLENEUVE Albatec Racing LTD	CAN Peugeot 208	4 / 1 Race 2	3:20.079 -	0:32.387	<u>0:49.801</u>	0:48.126	0:51.897	0:50.255	29
DNF	11	Petter SOLBERG PS 110% AB	NOR Citroën DS3	1 / 0 Race 4	- -	+3 LAP	2:27.761				24
DNF	41	Joaquim SANTOS Joaquim Santos	PRT Ford Focus	2 / 1 Race 2	- -	+2 LAP	0:44.839	0:43.479			24
DNF	44	Krzysztof SKORUPSKI LD Motorsports	POL Citroën DS3	0 / 0 Race 1	- -	+4 LAP					24
DNS	33	Liam DORAN LD Motorsports	GBR Citroën DS3	0 / 0 Race 1	- -	-					0

Total: 19 Drivers included: DNS: 1 , DNF: 3, EXC: 0

#1 Warning flag

These results are provisional until the conclusion of any judicial and technical inquires.

Pista Internacional de Montalegre(945/1050 m)

Published at...	Clerk of the Course Antonio PUREZA 	Timekeeper Peter MAJOSHAZI 	
-----------------	---	---	---

Printed: 5/3/2014 5:52:47 PM

Page 1 of 1

Supercar

SC - 10

Result after Heat 2

Modified

Pos. No.	Driver Competitor/Entrant	Nat. Car Ch.	Heat 1	Heat 2	Heat 3	Heat 4	Heat Sum	Int. Pt.	SF1	SF2	Final	Ch. Pt.	Ch Sum
1	1 Timur TIMERZYANOV Team Peugeot-Hansen	RUS Peugeot 208	50 (1.) 2:47.007	50 (1.) 2:47.692			100						
2	13 Andreas BAKKERUD Olsbergs MSE AB	NOR Ford Fiesta ST	42 (3.) 2:48.338	39 (5.) 2:51.608			81						
3	57 Toomas HEIKKINEN Marklund Motorsport	FIN VW Polo	40 (4.) 2:48.559	40 (4.) 2:49.133			80						
4	15 Reinis NITISS Olsbergs MSE AB	LVA Ford Fiesta ST	35 (9.) 2:53.327	45 (2.) 2:47.890			80						
5	92 Anton MARKLUND Marklund Motorsport	SWE VW Polo	36 (8.) 2:52.092	42 (3.) 2:48.729			78						
6	22 Koen PAUWELS Koen Pauwels	BEL Ford Focus	37 (7.) 2:51.948	38 (6.) 2:52.503			75						
7	12 Alexander HVAAL PS 110% AB	NOR Citroën DS3	38 (6.) 2:51.119	35 (9.) 2:54.087			73						
8	26 Andy SCOTT Albatec Racing LTD	GBR Peugeot 208	34 (10.) 2:56.283	36 (8.) 2:53.666			70						
9	6 Alexandre THEUIL Alexandre Theuil	FRA Citroën DS3	33 (11.) 2:56.652	37 (7.) 2:52.990			70						
10	11 Petter SOLBERG PS 110% AB	NOR Citroën DS3	45 (2.) 2:47.798	24 (16.) DNF			69						
11	3 Timmy HANSEN Team Peugeot-Hansen	SWE Peugeot 208	39 (5.) 2:50.681	30 (14.) 3:19.849			69						
12	54 Jos JANSEN Jos Jansen	BEL Ford Focus	30 (14.) 3:00.263	33 (11.) 2:58.025			63						
13	66 Derek TOHILL LD Motorsports	IRL Citroën DS3	28 (16.) 3:13.583	34 (10.) 2:54.329			62						
14	47 Ramona KARLSSON Per Eklund Motorsport	SWE Saab 9-3	29 (15.) 3:02.063	32 (12.) 2:58.521			61						
15	25 Jacques VILLENEUVE Albatec Racing LTD	CAN Peugeot 208	31 (13.) 2:59.211	29 (15.) 3:20.079			60						
16	21 Bohdan LUDWICZAK Bohdan Ludwiczak	POL Ford Fiesta	27 (17.) 3:18.238	31 (13.) 3:14.857			58						
17	41 Joaquim SANTOS Joaquim Santos	PRT Ford Focus	32 (12.) 2:58.374	24 (17.) DNF			56						
18	44 Krzysztof SKORUPSKI LD Motorsports	POL Citroën DS3	0 (18.) DNS	24 (18.) DNF			24						
19	33 Liam DORAN LD Motorsports	GBR Citroën DS3	0 (19.) DNS	0 (19.) DNS			0						

19 drivers

-
-

These results are provisional until the conclusion of any judicial and technical inquiries.

Pista Internacional de Montalegre(945/1050 m)

Published at...	Clerk of the Course Antonio PUREZA 	Timekeeper Peter MAJOSHAZI 	
-----------------	---	---	---

Printed: 5/3/2014 5:54:03 PM

Page 1 of 1

Supercar

SC - 12




Warm-up Lap Times

Pos.	No.	Driver Competitor/Entrant	Nat.	Car Ch.	Best lap	Diff	Laps	Lap1 Lap5	Lap 2 Lap 6	Lap3 Lap7	Lap4 Lap8
1	11	Petter SOLBERG PS 110% AB	NOR	Citroën DS3	0:40.088		5	0:47.228 0:40.088	0:40.613	3:42.241	0:42.269
2	12	Alexander HVAAL PS 110% AB	NOR	Citroën DS3	0:40.383	0:00.295	6	2:43.072 0:44.758	0:44.821 0:40.383	0:41.967	2:14.919
3	3	Timmy HANSEN Team Peugeot-Hansen	SWE	Peugeot 208	0:40.475	0:00.387	5	0:48.119 0:40.475	0:43.869	2:38.874	0:44.556
4	33	Liam DORAN LD Motorsports	GBR	Citroën DS3	0:40.527	0:00.439	5	0:41.799 0:40.527	0:41.617	6:41.618	0:40.899
5	44	Krzysztof SKORUPSKI LD Motorsports	POL	Citroën DS3	0:40.581	0:00.493	8	0:44.636 0:42.693	0:45.155 2:06.707	9:36.709 0:40.779	0:45.955 0:40.581
6	92	Anton MARKLUND Marklund Motorsport	SWE	VW Polo	0:41.047	0:00.959	5	0:48.416 0:41.047	0:45.091	3:07.030	0:41.870
7	1	Timur TIMERZYANOV Team Peugeot-Hansen	RUS	Peugeot 208	0:41.087	0:00.999	5	0:48.596 0:41.087	0:42.714	2:39.309	0:43.933
8	57	Toomas HEIKKINEN Marklund Motorsport	FIN	VW Polo	0:41.151	0:01.063	2	0:42.112	0:41.151		
9	13	Andreas BAKKERUD Olsbergs MSE AB	NOR	Ford Fiesta ST	0:41.267	0:01.179	5	0:47.621 0:41.267	0:42.224	2:02.870	0:41.494
10	66	Derek TOHILL LD Motorsports	IRL	Citroën DS3	0:41.891	0:01.803	5	0:43.412 0:41.891	0:43.026	7:07.409	0:43.278
11	47	Ramona KARLSSON Per Eklund Motorsport	SWE	Saab 9-3	0:42.374	0:02.286	5	0:44.382 0:42.374	0:43.859	3:30.004	0:42.709
12	25	Jacques VILLENEUVE Albatec Racing LTD	CAN	Peugeot 208	0:42.447	0:02.359	5	0:59.896 0:42.447	0:44.133	5:25.965	0:47.256
13	41	Joaquim SANTOS Joaquim Santos	PRT	Ford Focus	0:42.697	0:02.609	8	0:47.564 0:44.711	0:46.533 2:53.560	8:00.680 0:44.142	0:45.590 0:42.697
14	15	Reinis NITISS Olsbergs MSE AB	LVA	Ford Fiesta ST	0:43.020	0:02.932	2	0:43.395	0:43.020		
15	22	Koen PAUWELS Koen Pauwels	BEL	Ford Focus	0:43.353	0:03.265	2	0:43.572	0:43.353		
16	6	Alexandre THEUIL Alexandre Theuil	FRA	Citroën DS3	0:43.383	0:03.295	5	0:50.000 0:43.383	0:44.678	1:20.892	0:46.201
17	54	Jos JANSEN Jos Jansen	BEL	Ford Focus	0:44.518	0:04.430	5	0:45.564 0:44.518	0:46.848	5:18.210	0:45.723
18	21	Bohdan LUDWICZAK Bohdan Ludwiczak	POL	Ford Fiesta	0:48.161	0:08.073	5	0:50.201 0:51.704	0:54.384	6:08.168	0:48.161
DNS	26	Andy SCOTT Albatec Racing LTD	GBR	Peugeot 208	-	-	0				

Total:19 Drivers included DNS: 1 ,DNF: 0 , EXC: 0

These results are provisional until the conclusion of any judicial and technical inquiries.

Pista Internacional de Montalegre(945/1050 m)

Published at...	Clerk of the Course Antonio PUREZA 	Timekeeper Peter MAJOSHAZI 	
-----------------	---	---	---

Printed: 5/4/2014 10:04:55 AM

Page 1 of 1

Supercar

SC - 11

Provisional Grid Sheet for Heat 3 (Right Pole)

P5	P4	P3	P2	POLE
----	----	----	----	------

Race 1

	33	44	41	11
--	----	----	----	----

R1

- 11 Petter SOLBERG NOR
- 41 Joaquim SANTOS PRT
- 44 Krzysztof SKORUPSKI POL
- 33 Liam DORAN GBR

Race 2

25	3	21	47	54
----	---	----	----	----

R2

- 54 Jos JANSEN BEL
- 47 Ramona KARLSSON SWE
- 21 Bohdan LUDWICZAK POL
- 3 Timmy HANSEN SWE
- 25 Jacques VILLENEUVE CAN

Race 3

66	12	26	6	22
----	----	----	---	----

R3

- 22 Koen PAUWELS BEL
- 6 Alexandre THEUIL FRA
- 26 Andy SCOTT GBR
- 12 Alexander HVAAL NOR
- 66 Derek TOHILL IRL

Race 4

13	57	92	15	1
----	----	----	----	---

R4

- 1 Timur TIMERZYANOV RUS
- 15 Reinis NITISS LVA
- 92 Anton MARKLUND SWE
- 57 Toomas HEIKKINEN FIN
- 13 Andreas BAKKERUD NOR

These results are provisional until the conclusion of any judicial and technical inquiries.

Pista Internacional de Montalegre(945/1050 m)

Published at...	Clerk of the Course Antonio PUREZA	Timekeeper Peter MAJOSHAZI	
-----------------	---------------------------------------	-------------------------------	--

Printed: 5/4/2014 8:41:28 AM

Page 1 of 1

Supercar

SC - 13




Result of Heat 3

Pos.	No.	Driver Competitor/Entrant	Nat. Car Ch.	Laps/Joker Race Nr.	Total Tm Notice	Diff	Lap1	Lap2	Lap3	Lap4	Pts.
1	11	Petter SOLBERG PS 110% AB	NOR Citroën DS3	4 / 1 Race 1	2:45.842 -		0:43.357	0:39.649	0:40.053	<u>0:42.783</u>	50
2	1	Timur TIMERZYANOV Team Peugeot-Hansen	RUS Peugeot 208	4 / 1 Race 4	2:46.710 -	0:00.868	0:43.318	0:40.214	0:39.971	<u>0:43.207</u>	45
3	15	Reinis NITISS Olsbergs MSE AB	LVA Ford Fiesta ST	4 / 1 Race 4	2:47.985 -	0:02.143	0:44.112	0:40.352	<u>0:43.621</u>	0:39.900	42
4	57	Toomas HEIKKINEN Marklund Motorsport	FIN VW Polo	4 / 1 Race 4	2:49.190 -	0:03.348	<u>0:47.948</u>	0:40.394	0:40.649	0:40.199	40
5	3	Timmy HANSEN Team Peugeot-Hansen	SWE Peugeot 208	4 / 1 Race 2	2:49.570 -	0:03.728	0:44.589	0:40.448	0:40.556	<u>0:43.977</u>	39
6	92	Anton MARKLUND Marklund Motorsport	SWE VW Polo	4 / 1 Race 4	2:49.875 -	0:04.033	<u>0:47.130</u>	0:42.047	0:40.493	0:40.205	38
7	33	Liam DORAN LD Motorsports	GBR Citroën DS3	4 / 1 Race 1	2:50.552 -	0:04.710	<u>0:47.225</u>	0:41.932	0:40.600	0:40.795	37
8	12	Alexander HVAAL PS 110% AB	NOR Citroën DS3	4 / 1 Race 3	2:54.393 -	0:08.551	<u>0:49.966</u>	0:42.723	0:40.840	0:40.864	36
9	66	Derek TOHILL LD Motorsports	IRL Citroën DS3	4 / 1 Race 3	2:55.008 -	0:09.166	<u>0:49.599</u>	0:42.453	0:41.172	0:41.784	35
10	47	Ramona KARLSSON Per Eklund Motorsport	SWE Saab 9-3	4 / 1 Race 2	2:56.174 -	0:10.332	0:46.355	0:42.986	0:41.665	<u>0:45.168</u>	34
11	22	Koen PAUWELS Koen Pauwels	BEL Ford Focus	4 / 1 Race 3	2:56.792 -	0:10.950	0:47.392	<u>0:46.107</u>	0:41.380	0:41.913	33
12	26	Andy SCOTT Albatec Racing LTD	GBR Peugeot 208	4 / 2 Race 3	2:59.208 -	0:13.366	0:49.240	<u>0:46.332</u>	0:42.000	0:41.636	32
13	41	Joaquim SANTOS Joaquim Santos	PRT Ford Focus	4 / 1 Race 1	3:04.814 -	0:18.972	0:45.782	0:42.949	<u>0:47.174</u>	0:48.909	31
14	44	Krzysztof SKORUPSKI LD Motorsports	POL Citroën DS3	4 / 1 Race 1	3:07.868 -	0:22.026	1:00.283	0:41.682	0:40.956	<u>0:44.947</u>	30
15	21	Bohdan LUDWICZAK Bohdan Ludwiczak	POL Ford Fiesta	4 / 1 Race 2	3:13.544 -	0:27.702	<u>0:54.286</u>	0:46.105	0:46.883	0:46.270	29
DNF	13	Andreas BAKKERUD Olsbergs MSE AB	NOR Ford Fiesta ST	1 / 1 Race 4	- -	+3 LAP	<u>0:46.652</u>				24
DNF	6	Alexandre THEUIL Alexandre Theuil	FRA Citroën DS3	1 / 0 Race 3	- -	+3 LAP	0:46.686				24
DNF	54	Jos JANSEN Jos Jansen	BEL Ford Focus	1 / 0 Race 2	- -	+3 LAP	0:50.756				24
DNS	25	Jacques VILLENEUVE Albatec Racing LTD	CAN Peugeot 208	0 / 0 Race 2	- -	-					0

Total: 19 Drivers included: DNS: 1 , DNF: 3, EXC: 0

These results are provisional until the conclusion of any judicial and technical inquires.

Pista Internacional de Montalegre(945/1050 m)

Published at...	Clerk of the Course Antonio PUREZA 	Timekeeper Peter MAJOSHAZI 	
-----------------	---	---	---

Printed: 5/4/2014 11:30:26 AM

Page 1 of 1

Supercar

SC - 14




Result after Heat 3

Pos. No.	Driver Competitor/Entrant	Nat. Car Ch.	Heat 1	Heat 2	Heat 3	Heat 4	Heat Sum	Int. Pt.	SF1	SF2	Final	Ch. Pt.	Ch Sum
1 1	Timur TIMERZYANOV Team Peugeot-Hansen	RUS Peugeot 208	50 (1.) 2:47.007	50 (1.) 2:47.692	45 (2.) 2:46.710		145						
2 15	Reinis NITISS Olsbergs MSE AB	LVA Ford Fiesta ST	35 (9.) 2:53.327	45 (2.) 2:47.890	42 (3.) 2:47.985		122						
3 57	Toomas HEIKKINEN Marklund Motorsport	FIN VW Polo	40 (4.) 2:48.559	40 (4.) 2:49.133	40 (4.) 2:49.190		120						
4 11	Petter SOLBERG PS 110% AB	NOR Citroën DS3	45 (2.) 2:47.798	24 (16.) DNF	50 (1.) 2:45.842		119						
5 92	Anton MARKLUND Marklund Motorsport	SWE VW Polo	36 (8.) 2:52.092	42 (3.) 2:48.729	38 (6.) 2:49.875		116						
6 12	Alexander HVAAL PS 110% AB	NOR Citroën DS3	38 (6.) 2:51.119	35 (9.) 2:54.087	36 (8.) 2:54.393		109						
7 22	Koen PAUWELS Koen Pauwels	BEL Ford Focus	37 (7.) 2:51.948	38 (6.) 2:52.503	33 (11.) 2:56.792		108						
8 3	Timmy HANSEN Team Peugeot-Hansen	SWE Peugeot 208	39 (5.) 2:50.681	30 (14.) 3:19.849	39 (5.) 2:49.570		108						
9 13	Andreas BAKKERUD Olsbergs MSE AB	NOR Ford Fiesta ST	42 (3.) 2:48.338	39 (5.) 2:51.608	24 (16.) DNF		105						
10 26	Andy SCOTT Albatec Racing LTD	GBR Peugeot 208	34 (10.) 2:56.283	36 (8.) 2:53.666	32 (12.) 2:59.208		102						
11 66	Derek TOHILL LD Motorsports	IRL Citroën DS3	28 (16.) 3:13.583	34 (10.) 2:54.329	35 (9.) 2:55.008		97						
12 47	Ramona KARLSSON Per Eklund Motorsport	SWE Saab 9-3	29 (15.) 3:02.063	32 (12.) 2:58.521	34 (10.) 2:56.174		95						
13 6	Alexandre THEUIL Alexandre Theuil	FRA Citroën DS3	33 (11.) 2:56.652	37 (7.) 2:52.990	24 (17.) DNF		94						
14 54	Jos JANSEN Jos Jansen	BEL Ford Focus	30 (14.) 3:00.263	33 (11.) 2:58.025	24 (18.) DNF		87						
15 21	Bohdan LUDWICZAK Bohdan Ludwiczak	POL Ford Fiesta	27 (17.) 3:18.238	31 (13.) 3:14.857	29 (15.) 3:13.544		87						
16 41	Joaquim SANTOS Joaquim Santos	PRT Ford Focus	32 (12.) 2:58.374	24 (17.) DNF	31 (13.) 3:04.814		87						
17 25	Jacques VILLENEUVE Albatec Racing LTD	CAN Peugeot 208	31 (13.) 2:59.211	29 (15.) 3:20.079	0 (19.) DNS		60						
18 44	Krzysztof SKORUPSKI LD Motorsports	POL Citroën DS3	0 (18.) DNS	24 (18.) DNF	30 (14.) 3:07.868		54						
19 33	Liam DORAN LD Motorsports	GBR Citroën DS3	0 (19.) DNS	0 (19.) DNS	37 (7.) 2:50.552		37						

19 drivers

These results are provisional until the conclusion of any judicial and technical inquiries.

Pista Internacional de Montalegre(945/1050 m)

Published at...	Clerk of the Course Antonio PUREZA 	Timekeeper Peter MAJOSHAZI 	
-----------------	---	---	---

Printed: 5/4/2014 11:32:00 AM

Page 1 of 1

Supercar

SC - 15

Provisional Grid Sheet for Heat 4 (Right Pole)

P5	P4	P3	P2	POLE
----	----	----	----	------

Race 1

	25	54	6	13
--	----	----	---	----

R1

13	Andreas BAKKERUD	NOR
6	Alexandre THEUIL	FRA
54	Jos JANSEN	BEL
25	Jacques VILLENEUVE	CAN

Race 2

21	44	41	26	22
----	----	----	----	----

R2

22	Koen PAUWELS	BEL
26	Andy SCOTT	GBR
41	Joaquim SANTOS	PRT
44	Krzysztof SKORUPSKI	POL
21	Bohdan LUDWICZAK	POL

Race 3

47	66	12	33	92
----	----	----	----	----

R3

92	Anton MARKLUND	SWE
33	Liam DORAN	GBR
12	Alexander HVAAL	NOR
66	Derek TOHILL	IRL
47	Ramona KARLSSON	SWE

Race 4

3	57	15	1	11
---	----	----	---	----

R4

11	Petter SOLBERG	NOR
1	Timur TIMERZYANOV	RUS
15	Reinis NITISS	LVA
57	Toomas HEIKKINEN	FIN
3	Timmy HANSEN	SWE

These results are provisional until the conclusion of any judicial and technical inquiries.

Pista Internacional de Montalegre(945/1050 m)

Published at...	Clerk of the Course Antonio PUREZA	Timekeeper Peter MAJOSHAZI	
-----------------	---------------------------------------	-------------------------------	--

Printed: 5/4/2014 11:32:33 AM

Page 1 of 1

Supercar

SC - 16




Result of Heat 4

Pos.	No.	Driver Competitor/Entrant	Nat. Car Ch.	Laps/Joker Race Nr.	Total Tm Notice	Diff	Lap1	Lap2	Lap3	Lap4	Pts.
1	11	Petter SOLBERG PS 110% AB	NOR Citroën DS3	4 / 1 Race 4	2:43.502 -		0:42.724	0:39.275	0:39.181	<u>0:42.322</u>	50
2	3	Timmy HANSEN Team Peugeot-Hansen	SWE Peugeot 208	4 / 1 Race 4	2:44.509 -	0:01.007	<u>0:45.828</u>	0:39.340	0:39.845	0:39.496	45
3	1	Timur TIMERZYANOV Team Peugeot-Hansen	RUS Peugeot 208	4 / 1 Race 4	2:46.047 -	0:02.545	0:43.484	0:39.211	0:40.186	<u>0:43.166</u>	42
4	15	Reinis NITISS Olsbergs MSE AB	LVA Ford Fiesta ST	4 / 1 Race 4	2:46.558 -	0:03.056	0:44.298	0:39.583	0:39.401	<u>0:43.276</u>	40
5	13	Andreas BAKKERUD Olsbergs MSE AB	NOR Ford Fiesta ST	4 / 1 Race 1	2:46.566 -	0:03.064	0:43.463	0:40.271	0:39.779	<u>0:43.053</u>	39
6	92	Anton MARKLUND Marklund Motorsport	SWE VW Polo	4 / 1 Race 3	2:46.664 -	0:03.162	0:43.666	0:40.421	<u>0:43.046</u>	0:39.531	38
7	57	Toomas HEIKKINEN Marklund Motorsport	FIN VW Polo	4 / 1 Race 4	2:47.385 -	0:03.883	<u>0:46.931</u>	0:39.533	0:39.920	0:41.001	37
8	44	Krzysztof SKORUPSKI LD Motorsports	POL Citroën DS3	4 / 1 Race 2	2:50.091 -	0:06.589	<u>0:46.369</u>	0:41.018	0:41.426	0:41.278	36
9	47	Ramona KARLSSON Per Eklund Motorsport	SWE Saab 9-3	4 / 1 Race 3	2:52.110 -	0:08.608	<u>0:48.910</u>	0:40.726	0:41.148	0:41.326	35
10	22	Koen PAUWELS Koen Pauwels	BEL Ford Focus	4 / 1 Race 2	2:52.113 -	0:08.611	0:44.800	0:40.227	0:40.339	<u>0:46.747</u>	34
11	66	Derek TOHILL LD Motorsports	IRL Citroën DS3	4 / 1 Race 3	2:52.696 -	0:09.194	<u>0:49.738</u>	0:40.784	0:40.642	0:41.532	33
12	25	Jacques VILLENEUVE Albatec Racing LTD	CAN Peugeot 208	4 / 1 Race 1	2:53.530 -	0:10.028	<u>0:47.633</u>	0:43.513	0:41.348	0:41.036	32
13	33	Liam DORAN LD Motorsports	GBR Citroën DS3	4 / 1 Race 3	2:56.618 -	0:13.116	0:51.629	<u>0:44.555</u>	0:39.605	0:40.829	31
14	54	Jos JANSEN Jos Jansen	BEL Ford Focus	4 / 1 Race 1	2:57.585 -	0:14.083	0:46.198	0:44.445	<u>0:45.332</u>	0:41.610	30
15	41	Joaquim SANTOS Joaquim Santos	PRT Ford Focus	4 / 1 Race 2	3:02.971 -	0:19.469	<u>0:48.939</u>	0:42.447	0:41.498	0:50.087	29
16	12	Alexander HVAAL PS 110% AB	NOR Citroën DS3	4 / 1 Race 3	3:05.546 -	0:22.044	<u>0:47.471</u>	0:39.917	0:40.148	0:58.010	28
17	21	Bohdan LUDWICZAK Bohdan Ludwiczak	POL Ford Fiesta	4 / 1 Race 2	3:11.418 -	0:27.916	<u>0:53.253</u>	0:45.643	0:46.089	0:46.433	27
DNF	26	Andy SCOTT Albatec Racing LTD	GBR Peugeot 208	3 / 1 Race 2	-	+1 LAP	0:45.783	<u>0:44.394</u>	0:41.070		24
DNS	6	Alexandre THEUIL Alexandre Theuil	FRA Citroën DS3	0 / 0 Race 1	-	-					0

Total: 19 Drivers included: DNS: 1 , DNF: 1, EXC: 0

These results are provisional until the conclusion of any judicial and technical inquires.

Pista Internacional de Montalegre(945/1050 m)

Published at...	Clerk of the Course Antonio PUREZA 	Timekeeper Peter MAJOSHAZI 	
-----------------	---	---	---

Printed: 5/4/2014 1:00:06 PM

Page 1 of 1

Supercar

SC - 17

Intermediate Classification

Pos. No.	Driver Competitor/Entrant	Nat. Car	Heat 1	Heat 2	Heat 3	Heat 4	Heat Sum	Int. Pt.	SF1	SF2	Final	Ch. Pt.	Ch. Sum
1	1 Timur TIMERZYANOV Team Peugeot-Hansen	RUS Peugeot 208	50 (1.) 2:47.007	50 (1.) 2:47.692	45 (2.) 2:46.710	42 (3.) 2:46.047	187	16				0	0
2	11 Petter SOLBERG PS 110% AB	NOR Citroën DS3	45 (2.) 2:47.798	24 (16.) DNF	50 (1.) 2:45.842	50 (1.) 2:43.502	169	15				0	0
3	15 Reinis NITISS Olsbergs MSE AB	LVA Ford Fiesta ST	35 (9.) 2:53.327	45 (2.) 2:47.890	42 (3.) 2:47.985	40 (4.) 2:46.558	162	14				0	0
4	57 Toomas HEIKKINEN Marklund Motorsport	FIN VW Polo	40 (4.) 2:48.559	40 (4.) 2:49.133	40 (4.) 2:49.190	37 (7.) 2:47.385	157	13				0	0
5	92 Anton MARKLUND Marklund Motorsport	SWE VW Polo	36 (8.) 2:52.092	42 (3.) 2:48.729	38 (6.) 2:49.875	38 (6.) 2:46.664	154	12				0	0
6	3 Timmy HANSEN Team Peugeot-Hansen	SWE Peugeot 208	39 (5.) 2:50.681	30 (14.) 3:19.849	39 (5.) 2:49.570	45 (2.) 2:44.509	153	11				0	0
7	13 Andreas BAKKERUD Olsbergs MSE AB	NOR Ford Fiesta ST	42 (3.) 2:48.338	39 (5.) 2:51.608	24 (16.) DNF	39 (5.) 2:46.566	144	10				0	0
8	22 Koen PAUWELS Koen Pauwels	BEL Ford Focus	37 (7.) 2:51.948	38 (6.) 2:52.503	33 (11.) 2:56.792	34 (10.) 2:52.113	142	9				0	0
9	12 Alexander HVAAL PS 110% AB	NOR Citroën DS3	38 (6.) 2:51.119	35 (9.) 2:54.087	36 (8.) 2:54.393	28 (16.) 3:05.546	137	8				0	0
10	47 Ramona KARLSSON Per Eklund Motorsport	SWE Saab 9-3	29 (15.) 3:02.063	32 (12.) 2:58.521	34 (10.) 2:56.174	35 (9.) 2:52.110	130	7				0	0
11	66 Derek TOHILL LD Motorsports	IRL Citroën DS3	28 (16.) 3:13.583	34 (10.) 2:54.329	35 (9.) 2:55.008	33 (11.) 2:52.696	130	6				0	0
12	26 Andy SCOTT Albatec Racing LTD	GBR Peugeot 208	34 (10.) 2:56.283	36 (8.) 2:53.666	32 (12.) 2:59.208	24 (18.) DNF	126	5				0	0
13	54 Jos JANSEN Jos Jansen	BEL Ford Focus	30 (14.) 3:00.263	33 (11.) 2:58.025	24 (18.) DNF	30 (14.) 2:57.585	117	4				0	0
14	41 Joaquim SANTOS Joaquim Santos	PRT Ford Focus	32 (12.) 2:58.374	24 (17.) DNF	31 (13.) 3:04.814	29 (15.) 3:02.971	116	3				0	0
15	21 Bohdan LUDWICZAK Bohdan Ludwiczak	POL Ford Fiesta	27 (17.) 3:18.238	31 (13.) 3:14.857	29 (15.) 3:13.544	27 (17.) 3:11.418	114	2				0	0
16	6 Alexandre THEUIL Alexandre Theuil	FRA Citroën DS3	33 (11.) 2:56.652	37 (7.) 2:52.990	24 (17.) DNF	0 (19.) DNS	94	1				0	0
17	25 Jacques VILLENEUVE Albatec Racing LTD	CAN Peugeot 208	31 (13.) 2:59.211	29 (15.) 3:20.079	0 (19.) DNS	32 (12.) 2:53.530	92	0				0	0
18	44 Krzysztof SKORUPSKI LD Motorsports	POL Citroën DS3	0 (18.) DNS	24 (18.) DNF	30 (14.) 3:07.868	36 (8.) 2:50.091	90	0				0	0
19	33 Liam DORAN LD Motorsports	GBR Citroën DS3	0 (19.) DNS	0 (19.) DNS	37 (7.) 2:50.552	31 (13.) 2:56.618	68	0				0	0

19 drivers

These results are provisional until the conclusion of any judicial and technical inquires.

Pista Internacional de Montalegre(945/1050 m)

Published at...	Clerk of the Course Antonio PUREZA 	Timekeeper Peter MAJOSHAZI 	
-----------------	---	---	---

Printed: 5/4/2014 1:01:46 PM

Page 1 of 1

Supercar

SC - 19

Notional joker time report


Official notional joker time for Semi finals and Final

Supercar + 3.6 seconds

				Best	Joker	Diff
11	Petter SOLBERG PS 110% AB	SWE	Citroën DS3	00:00:39.1810	00:00:42.3220	0:03.141
1	Timur TIMERZYANOV Team Peugeot-Hansen	SWE	Peugeot 208	00:00:39.2110	00:00:43.1660	0:03.955
15	Reinis NITISS Olsbergs MSE AB	SWE	Ford Fiesta ST	00:00:39.4010	00:00:43.2760	0:03.875
13	Andreas BAKKERUD Olsbergs MSE AB	SWE	Ford Fiesta ST	00:00:39.7790	00:00:43.0530	0:03.274
92	Anton MARKLUND Marklund Motorsport	SWE	VW Polo	00:00:39.5310	00:00:43.0460	0:03.515

These results are provisional until the conclusion of any judicial and technical inquiries.

Pista Internacional de Montalegre(945/1050 m)

Published at...	Clerk of the Course Antonio PUREZA 	Timekeeper Peter MAJOSHAZI 	
-----------------	---	---	---

Printed: 5/4/2014 1:06:55 PM

Page 1 of 1

Supercar

SC - 18

Provisional Grid for Semi-Finals

Semi-Final 1

Row 1

1	Timur TIMERZYANOV Team Peugeot-Hansen	RUS	Peugeot 208 Supercar
15	Reinis NITISS Olsbergs MSE AB	LVA	Ford Fiesta ST Supercar

Sporting Regulation 15.6.3 : If a driver is unable to take his place in a Semi-Final, he will be substituted by the next qualifier (the highest placed driver in the intermediate classification not already in the Semi-Finals). Any such substitute(s) will take the last place(s) on the grid with those ahead of them moving up to fill the place left by the non-starter(s).

Row 2

92	Anton MARKLUND Marklund Motorsport	SWE	VW Polo Supercar
13	Andreas BAKKERUD Olsbergs MSE AB	NOR	Ford Fiesta ST Supercar

Row 3

12	Alexander HVAAL PS 110% AB	NOR	Citroën DS3 Supercar
66	Derek TOHILL LD Motorsports	IRL	Citroën DS3 Supercar

Semi-Final 2

Row 1

11	Petter SOLBERG PS 110% AB	NOR	Citroën DS3 Supercar
57	Toomas HEIKKINEN Marklund Motorsport	FIN	VW Polo Supercar

Row 2

3	Timmy HANSEN Team Peugeot-Hansen	SWE	Peugeot 208 Supercar
22	Koen PAUWELS Koen Pauwels	BEL	Ford Focus Supercar

Row 3




47	Ramona KARLSSON Per Eklund Motorsport	SWE	Saab 9-3 Supercar
26	Andy SCOTT Albatec Racing LTD	GBR	Peugeot 208 Supercar

Next qualifier (13-)

13	54 Jos JANSEN	BEL
14	41 Joaquim SANTOS	PRT
15	21 Bohdan LUDWICZAK	POL
16	6 Alexandre THEUIL	FRA
17	25 Jacques VILLENEUVE	CAN
18	44 Krzysztof SKORUPSKI	POL
19	33 Liam DORAN	GBR

These results are provisional until the conclusion of any judicial and technical inquires.

Pista Internacional de Montalegre(945/1050 m)

Published at...	Clerk of the Course Antonio PUREZA 	Timekeeper Peter MAJOSHAZI 	
-----------------	---	---	---

Printed: 5/4/2014 1:02:55 PM

Page 1 of 1

Supercar

SC - 20

Results of Semi-finals

Semi-final 1

Pos.	No.	Driver Competitor/Entrant	Nat.	Car	Laps	Total Tm Notice	Diff	JL	Lap1 Lap5	Lap 2 Lap 6	Lap3 Lap7	Lap4 Lap8	Ch. Pt.
1	15	Reinis NITISS Olsbergs MSE AB	LVA	Ford Fiesta ST	6	4:09.108 -		1	<u>0:47.041</u> 0:40.583	0:40.359 0:40.200	0:40.541	0:40.384	6
2	13	Andreas BAKKERUD Olsbergs MSE AB	NOR	Ford Fiesta ST	6	4:09.546 -	0:00.438	1	<u>0:47.583</u> 0:40.596	0:40.362 0:40.262	0:40.551	0:40.192	5
3	92	Anton MARKLUND Marklund Motorsport	SWE	VW Polo	6	4:10.826 -	0:01.718	1	0:44.497 <u>0:43.636</u>	0:41.104 0:40.670	0:40.753	0:40.166	4
4	1	Timur TIMERZYANOV Team Peugeot-Hansen	RUS	Peugeot 208	6	4:11.140 -	0:02.032	1	0:45.188 0:40.100	0:40.780 0:40.640	0:41.304	<u>0:43.128</u>	3
5	66	Derek TOHILL LD Motorsports	IRL	Citroën DS3	6	4:22.801 -	0:13.693	1	<u>0:48.594</u> 0:40.907	0:42.867 0:41.259	0:47.881	0:41.293	2
6	12	Alexander HVAAL PS 110% AB	NOR	Citroën DS3	3	3:50.519 -	+3 LAP	1	<u>1:13.634</u>	1:23.630	1:13.255		1

Semi-final 2

Pos.	No.	Driver Competitor/Entrant	Nat.	Car	Laps	Total Tm Notice	Diff	JL	Lap1 Lap5	Lap 2 Lap 6	Lap3 Lap7	Lap4 Lap8	Ch. Pt.
1	11	Petter SOLBERG PS 110% AB	NOR	Citroën DS3	6	4:02.685 -		1	0:42.727 0:39.382	0:39.098 <u>0:42.710</u>	0:39.603	0:39.165	6
2	57	Toomas HEIKKINEN Marklund Motorsport	FIN	VW Polo	6	4:05.602 -	0:02.917	1	<u>0:46.297</u> 0:40.027	0:40.037 0:40.011	0:39.825	0:39.405	5
3	22	Koen PAUWELS Koen Pauwels	BEL	Ford Focus	6	4:12.754 -	0:10.069	1	<u>0:48.100</u> 0:42.010	0:40.543 0:41.231	0:40.750	0:40.120	4
4	3	Timmy HANSEN Team Peugeot-Hansen	SWE	Peugeot 208	6	4:23.057 -	0:20.372	1	0:44.346 0:57.435	0:39.626 <u>0:43.400</u>	0:39.093	0:39.157	3
5	54	Jos JANSEN Jos Jansen	BEL	Ford Focus	6	4:33.892 -	0:31.207	1	<u>0:48.908</u> 0:43.612	0:42.812 0:47.420	0:48.741	0:42.399	2
6	47	Ramona KARLSSON Per Eklund Motorsport	SWE	Saab 9-3	1	0:49.544 -	+5 LAP	1	<u>0:49.544</u>				1

These results are provisional until the conclusion of any judicial and technical inquires.

Pista Internacional de Montalegre(945/1050 m)

Published at...	Clerk of the Course Antonio PUREZA 	Timekeeper Peter MAJOSHAZI 	
-----------------	---	---	---

Printed: 5/4/2014 3:24:54 PM

Page 1 of 1

Supercar

SC - 21

Provisional Grid for-Final

Final
Row 1

11	Petter SOLBERG PS 110% AB	NOR	Citroën DS3 Supercar
15	Reinis NITISS Olsbergs MSE AB	LVA	Ford Fiesta ST Supercar

Row 2

57	Toomas HEIKKINEN Marklund Motorsport	FIN	VW Polo Supercar
13	Andreas BAKKERUD Olsbergs MSE AB	NOR	Ford Fiesta ST Supercar

Row 3

92	Anton MARKLUND Marklund Motorsport	SWE	VW Polo Supercar
22	Koen PAUWELS Koen Pauwels	BEL	Ford Focus Supercar



Sporting Regulation 15.6.4 : If a driver is unable to take his place in the Final, he will be substituted by the next qualifier (the Semi-finalist with the highest points score in the event who is not already in the Final).

Next qualifier (7-)

1	Timur TIMERZYANOV	RUS	19
3	Timmy HANSEN	SWE	14
12	Alexander HVAAL	NOR	9
66	Derek TOHILL	IRL	8
47	Ramona KARLSSON	SWE	8
54	Jos JANSEN	BEL	6

These results are provisional until the conclusion of any judicial and technical inquiries.

Pista Internacional de Montalegre(945/1050 m)

Published at...	Clerk of the Course Antonio PUREZA 	Timekeeper Peter MAJOSHAZI 	
-----------------	---	---	---

Printed: 5/4/2014 3:23:12 PM

Page 1 of 1

Supercar




SC - 22

Result of Final

Pos.	No.	Driver Competitor/Entrant	Nat.	Car	Laps	Total Tm	Diff	JL	Lap1 Lap5	Lap 2 Lap 6	Lap3 Lap7	Lap4 Lap8	Ch. Pt.
1	11	Petter SOLBERG PS 110% AB	NOR	Citroën DS3	6	4:02.081		1	0:42.991 0:38.959	0:38.939 <u>0:42.804</u>	0:39.209	0:39.179	8
2	13	Andreas BAKKERUD Olsbergs MSE AB	NOR	Ford Fiesta ST	6	4:04.439	0:02.358	1	<u>0:46.005</u> 0:39.966	0:39.515 0:39.484	0:40.201	0:39.268	5
3	15	Reinis NITISS Olsbergs MSE AB	LVA	Ford Fiesta ST	6	4:05.129	0:03.048	1	<u>0:46.565</u> 0:39.869	0:39.446 0:39.485	0:40.219	0:39.545	4
4	57	Toomas HEIKKINEN Marklund Motorsport	FIN	VW Polo	6	4:07.106	0:05.025	1	0:43.695 <u>0:43.869</u>	0:39.363 0:40.774	0:39.956	0:39.449	3
5	92	Anton MARKLUND Marklund Motorsport	SWE	VW Polo	6	4:07.982	0:05.901	1	0:44.324 <u>0:43.174</u>	0:39.953 0:41.204	0:39.845	0:39.482	2
6	22	Koen PAUWELS Koen Pauwels	BEL	Ford Focus	6	4:12.871	0:10.790	1	<u>0:47.312</u> 0:40.714	0:41.393 0:41.944	0:40.849	0:40.659	1

These results are provisional until the conclusion of any judicial and technical inquiries.

Pista Internacional de Montalegre(945/1050 m)

Published at...	Clerk of the Course Antonio PUREZA 	Timekeeper Peter MAJOSHAZI 	
-----------------	---	---	---

Printed: 5/4/2014 3:49:39 PM

Page 1 of 1


Supercar

SC - 24

Official results

Pos. No.	Driver Competitor/Entrant	Nat. Car	Heat 1	Heat 2	Heat 3	Heat 4	Heat Sum	Int. Pt.	SF1	SF2	Final	Ch. Pt.	Ch Sum
1 11	Petter SOLBERG PS 110% AB	NOR Citroën DS3	45 2:47.798	24 DNF	50 2:45.842	50 2:43.502	169	15		6 (1.) 4:02.685	8 (1.) 4:02.081	29	29
2 13	Andreas BAKKERUD Olsbergs MSE AB	NOR Ford Fiesta ST	42 2:48.338	39 2:51.608	24 DNF	39 2:46.566	144	10	5 (2.) 4:09.546		5 (2.) 4:04.439	20	20
3 15	Reinis NITISS Olsbergs MSE AB	LVA Ford Fiesta ST	35 2:53.327	45 2:47.890	42 2:47.985	40 2:46.558	162	14	6 (1.) 4:09.108		4 (3.) 4:05.129	24	24
4 57	Toomas HEIKKINEN Marklund Motorsport	FIN VW Polo	40 2:48.559	40 2:49.133	40 2:49.190	37 2:47.385	157	13		5 (2.) 4:05.602	3 (4.) 4:07.106	21	21
5 92	Anton MARKLUND Marklund Motorsport	SWE VW Polo	36 2:52.092	42 2:48.729	38 2:49.875	38 2:46.664	154	12	4 (3.) 4:10.826		2 (5.) 4:07.982	18	18
6 22	Koen PAUWELS Koen Pauwels	BEL Ford Focus	37 2:51.948	38 2:52.503	33 2:56.792	34 2:52.113	142	9		4 (3.) 4:12.754	1 (6.) 4:12.871	14	14
7 1	Timur TIMERZYANOV Team Peugeot-Hansen	RUS Peugeot 208	50 2:47.007	50 2:47.692	45 2:46.710	42 2:46.047	187	16	3 (4.) 4:11.140			19	19
8 3	Timmy HANSEN Team Peugeot-Hansen	SWE Peugeot 208	39 2:50.681	30 3:19.849	39 2:49.570	45 2:44.509	153	11		3 (4.) 4:23.057		14	14
9 12	Alexander HVAAL PS 110% AB	NOR Citroën DS3	38 2:51.119	35 2:54.087	36 2:54.393	28 3:05.546	137	8	1 (6.) +3 LAP			9	9
10 66	Derek TOHILL LD Motorsports	IRL Citroën DS3	28 3:13.583	34 2:54.329	35 2:55.008	33 2:52.696	130	6	2 (5.) 4:22.801			8	8
11 47	Ramona KARLSSON Per Eklund Motorsport	SWE Saab 9-3	29 3:02.063	32 2:58.521	34 2:56.174	35 2:52.110	130	7		1 (6.) +5 LAP		8	8
12 54	Jos JANSEN Jos Jansen	BEL Ford Focus	30 3:00.263	33 2:58.025	24 DNF	30 2:57.585	117	4		2 (5.) 4:33.892		6	6
13 26	Andy SCOTT Albatec Racing LTD	GBR Peugeot 208	34 2:56.283	36 2:53.666	32 2:59.208	24 DNF	126	5				5	5
14 41	Joaquim SANTOS Joaquim Santos	PRT Ford Focus	32 2:58.374	24 DNF	31 3:04.814	29 3:02.971	116	3				3	3
15 21	Bohdan LUDWICZAK Bohdan Ludwiczak	POL Ford Fiesta	27 3:18.238	31 3:14.857	29 3:13.544	27 3:11.418	114	2				2	2
16 6	Alexandre THEUIL Alexandre Theuil	FRA Citroën DS3	33 2:56.652	37 2:52.990	24 DNF	0 DNS	94	1				1	1
17 33	Liam DORAN LD Motorsports	GBR Citroën DS3	0 DNS	0 DNS	37 2:50.552	31 2:56.618	68	0				0	0
18 44	Krzysztof SKORUPSKI LD Motorsports	POL Citroën DS3	0 DNS	24 DNF	30 3:07.868	36 2:50.091	90	0				0	0
19 25	Jacques VILLENEUVE Albatec Racing LTD	CAN Peugeot 208	31 2:59.211	29 3:20.079	0 DNS	32 2:53.530	92	0				0	0

Pista Internacional de Montalegre(945/1050 m)

Published at...	Steward Jukka WESTERBACK	Steward Harald KLEMANN	Steward João ZEHNA	
-----------------	-----------------------------	---------------------------	-----------------------	---

Page 1 of 1

Supercar

SC - 25

Provisional Championship standing WorldRX

Pos.	No.	Driver	Nat.	Car	Rd1 POR	Rd2 GBR	Rd3 NOR	Rd4 FIN	Rd5 SWE	Rd6 BEL	Rd7 CAN	Rd8 FRA	Rd9 GER	Rd10 ITA	Rd11 TUR	Rd12 ARG	Pen.	Ch. Pt
1	11	Petter SOLBERG	NOR	Citroën DS3	29												0	29
2	15	Reinis NITISS	LVA	Ford Fiesta ST	24												0	24
3	57	Toomas HEIKKINEN	FIN	VW Polo	21												0	21
4	13	Andreas BAKKERUD	NOR	Ford Fiesta ST	20												0	20
5	1	Timur TIMERZYANOV	RUS	Peugeot 208	19												0	19
6	92	Anton MARKLUND	SWE	VW Polo	18												0	18
7	3	Timmy HANSEN	SWE	Peugeot 208	14												0	14
8	22	Koen PAUWELS	BEL	Ford Focus	14												0	14
9	12	Alexander HVAAL	NOR	Citroën DS3	9												0	9
10	66	Derek TOHILL	IRL	Citroën DS3	8												0	8
11	47	Ramona KARLSSON	SWE	Saab 9-3	8												0	8
12	54	Jos JANSEN	BEL	Ford Focus	6												0	6
13	26	Andy SCOTT	GBR	Peugeot 208	5												0	5
14	41	Joaquim SANTOS	PRT	Ford Focus	3												0	3
15	21	Bohdan LUDWICZAK	POL	Ford Fiesta	2												0	2
16	6	Alexandre THEUIL	FRA	Citroën DS3	1												0	1
17	25	Jacques VILLENEUVE	CAN	Peugeot 208	0												0	0
18	44	Krzysztof SKORUPSKI	POL	Citroën DS3	0												0	0
19	33	Liam DORAN	GBR	Citroën DS3	0												0	0

These results are provisional until the conclusion of any judicial and technical inquires.

Pista Internacional de Montalegre(945/1050 m)

Supercar

SC - 24T

Official Results (Team)

Team	Nat.	No.	Driver	Nat.	Car	Pt.	Pen.	Pt.
1 Olsbergs MSE AB	SWE	13	Andreas BAKKERUD	NOR	Ford Fiesta ST	20		44
		15	Reinis NITISS	LVA	Ford Fiesta ST	24		
2 Marklund Motorsport	SWE	57	Toomas HEIKKINEN	FIN	VW Polo	21		39
		92	Anton MARKLUND	SWE	VW Polo	18		
3 PS 110% AB	SWE	11	Petter SOLBERG	NOR	Citroën DS3	29		38
		12	Alexander HVAAL	NOR	Citroën DS3	9		
4 Team Peugeot-Hansen	SWE	1	Timur TIMERZYANOV	RUS	Peugeot 208	19		33
		3	Timmy HANSEN	SWE	Peugeot 208	14		
5 Albatec Racing LTD	GBR	26	Andy SCOTT	GBR	Peugeot 208	5		5
		25	Jacques VILLENEUVE	CAN	Peugeot 208	0		
6 LD Motorsports	GBR	33	Liam DORAN	GBR	Citroën DS3	0		0
		44	Krzysztof SKORUPSKI	POL	Citroën DS3	0		

Pista Internacional de Montalegre(945/1050 m)

Published at...	Steward Jukka WESTERBACK	Steward Harald KLEMMANN	Steward João ZEHNA	
-----------------	-----------------------------	----------------------------	-----------------------	---

Printed: 5/4/2014 4:28:42 PM

Page 1 of 1

Supercar

SC - 25T

Provisional Championship standing WorldRX Team

Pos.	Team	Nat.	Rd1 POR	Rd2 GBR	Rd3 NOR	Rd4 FIN	Rd5 SWE	Rd6 BEL	Rd7 CAN	Rd8 FRA	Rd9 GER	Rd10 ITA	Rd11 TUR	Rd12 ARG	Penalty	Ch. Pt
1	Olsbergs MSE AB	SWE	44													44
2	Marklund Motorsport	SWE	39													39
3	PS 110% AB	SWE	38													38
4	Team Peugeot-Hansen	SWE	33													33
5	Albatec Racing LTD	GBR	5													5
6	LD Motorsports	GBR	0													0

These results are provisional until the conclusion of any judicial and technical inquires.

Pista Internacional de Montalegre(945/1050 m)

Super1600

SS - 02

List of starters

No.	Driver	Nat.	Competitor/Entrant	Car	Licence	Competitor Lic.	Ch.
1	2	DNK	Ulrik Linnemann	Peugeot 208	07592	07592	
2	3	CZE	Pavel Vimmer	Skoda Fabia	354	297	
3	5	CZE	LS Racing	Ford Fiesta	409	169	
4	6	LTU	RIMO	Skoda Fabia	2014-C133	2014/32	
5	7	RUS	Denis Salikov	Skoda Fabia	#14263	#14101	
6	13	CZE	Zdenek Kucera	Skoda Fabia	413	255	
7	16	RUS	Sergej Zagumennov	Skoda Fabia	#14042	#14011	
8	22	DEU	ACN Buxtehude	Skoda Fabia	IC 1101391	BIC 1058152	
9	25	FRA	Rudolf Schafer	Citroën DS3	116141	116141	
10	27	EST	RS Team Racing	Citroën C2	193	36	
11	41	PRT	José Polonio	Citroën Saxo	2071	2071	
12	42	PRT	Antonio Teixeira	Ford Fiesta	2010	2010	
13	46	RUS	STK Namus	Renault Twingo	#14134	#14038	
14	50	RUS	Nikita Misiulia	Skoda Fabia	#14223	#14079	
15	66	CZE	Czech National Team	Peugeot 206	259	234	
16	89	RUS	Set Promotion	Renault Twingo	#14101	50030444	
17	99	LVA	Janis Baumanis	Renault Twingo	1402470010	1402230010	

17 drivers

These results are provisional until the conclusion of any judicial and technical inquiries.

Pista Internacional de Montalegre(945/1050 m)

Published at...	Clerk of the Course Antonio PUREZA	Timekeeper Peter MAJOSHAZI	
-----------------	---------------------------------------	-------------------------------	--

Printed: 5/3/2014 9:05:25 AM

Page 1 of 1

Super1600

SS - 04

Free Practice 1 Lap Times

Pos.	No.	Driver Competitor/Entrant	Nat.	Car Ch.	Best lap	Diff	Laps	Lap1 Lap5 Lap9 Lap13 Lap17	Lap 2 Lap 6 Lap10 Lap14 Lap18	Lap3 Lap7 Lap11 Lap15 Lap19	Lap4 Lap8 Lap12 Lap16 Lap20
1	16	Sergej ZAGUMENNOV Sergej Zagumennov	RUS	Skoda Fabia	0:42.113		14	0:47.577 2:00.078 0:45.986 0:42.404	0:44.691 0:46.608 8:28.306 0:42.113	0:44.480 0:43.649 0:46.175	0:44.776 0:44.046 0:42.922
2	2	Ulrik LINNEMANN Ulrik Linnemann	DNK	Peugeot 208	0:42.437	0:00.324	14	0:44.641 9:43.282 0:43.242 0:43.447	0:45.103 0:46.386 3:04.338 0:43.605	0:47.513 0:43.752 0:45.898	0:44.632 0:43.419 0:42.437
3	99	Janis BAUMANIS Janis Baumanis	LVA	Renault Twingo	0:42.778	0:00.665	19	0:49.134 8:18.776 0:44.964 0:43.162 0:42.866	0:47.037 0:49.130 5:04.337 0:46.650 0:42.778	0:46.317 0:47.966 0:44.591 2:30.194 0:46.580	0:47.298 0:44.552 0:43.107 0:43.614
4	50	Nikita MISIULIA Nikita Misiulia	RUS	Skoda Fabia	0:42.798	0:00.685	14	0:49.388 3:59.636 0:46.048 0:46.628	0:43.635 0:44.091 9:54.273 0:42.798	0:44.153 0:43.927 0:43.421	0:43.912 0:43.175 0:43.376
5	46	Rasul MINNIKHANOV STK Namus	RUS	Renault Twingo	0:43.061	0:00.948	14	0:49.061 3:39.076 0:48.186 0:44.555	0:44.477 0:43.724 9:44.988 0:43.061	0:48.083 0:46.178 0:43.979	0:47.293 0:44.437 0:43.154
6	89	Timur SHIGABUTDINOV Set Promotion	RUS	Renault Twingo	0:43.353	0:01.240	19	0:48.503 8:22.289 0:48.618 0:43.805 0:43.549	0:46.871 0:46.221 5:21.294 0:47.262 0:43.353	0:49.255 0:46.049 0:45.487 6:35.575 0:43.541	0:46.550 0:45.270 0:44.212 0:44.847
7	7	Denis SALIKOV Denis Salikov	RUS	Skoda Fabia	0:43.730	0:01.617	14	0:48.124 6:32.353 0:43.884 0:45.145	0:46.751 0:45.460 4:02.480 0:43.730	0:49.448 0:44.317 0:44.182	0:47.652 0:44.477 0:47.222
8	25	Rudolf SCHAFER Rudolf Schafer	FRA	Citroën DS3	0:43.803	0:01.690	6	0:55.993 0:47.348	5:28.713 0:44.352	0:44.870	0:43.803
9	5	Ondrej SMETANA LS Racing	CZE	Ford Fiesta	0:43.879	0:01.766	9	0:49.131 3:20.565 0:46.175	0:44.894 0:44.836	0:44.094 0:43.879	0:47.276 0:47.805
10	66	Vaclav VEVERKA Czech National Team	CZE	Peugeot 206	0:43.921	0:01.808	9	0:46.021 6:44.323 0:43.921	0:48.805 0:45.126	0:50.550 0:44.802	0:47.676 0:43.955

These results are provisional until the conclusion of any judicial and technical inquiries.

Pista Internacional de Montalegre(945/1050 m)

Published at...	Clerk of the Course Antonio PUREZA	Timekeeper Peter MAJOSHAZI	
-----------------	---------------------------------------	-------------------------------	--

Printed: 5/3/2014 2:18:31 PM

Page 1 of 2

Super1600

SS - 04

Free Practice 1 Lap Times

Pos.	No.	Driver Competitor/Entrant	Nat.	Car Ch.	Best lap	Diff	Laps	Lap1 Lap5 Lap9 Lap13 Lap17	Lap 2 Lap 6 Lap10 Lap14 Lap18	Lap3 Lap7 Lap11 Lap15 Lap19	Lap4 Lap8 Lap12 Lap16 Lap20
11	3	Pavel VIMMER Pavel Vimmer	CZE	Skoda Fabia	0:44.121	0:02.008	14	0:48.088 8:48.667 0:47.762 0:47.282	0:49.723 0:46.822 3:29.333 0:44.121	0:46.929 0:45.631 0:46.929	0:46.244 0:44.829 0:44.146
12	6	Kasparas NAVICKAS RIMO	LTU	Skoda Fabia	0:44.188	0:02.075	14	0:50.855 6:17.018 0:45.393 0:44.188	0:45.982 0:45.660 4:21.925 0:47.124	0:45.596 0:44.586 0:44.317	0:45.572 0:44.319 0:44.320
13	13	Zdenek KUCERA Zdenek Kucera	CZE	Skoda Fabia	0:44.291	0:02.178	14	0:48.477 3:21.047 0:45.287 0:44.291	0:51.675 0:45.646 2:22.446 0:45.015	0:46.845 0:46.609 0:45.485	0:47.166 0:45.304 0:44.964
14	22	Andreas STEFFEN ACN Buxtehude	DEU	Skoda Fabia	0:44.532	0:02.419	9	0:47.748 2:45.020 0:48.495	0:48.778 0:50.471	0:45.997 0:44.532	0:45.891 0:44.556
15	42	Antonio TEIXEIRA Antonio Teixeira	PRT	Ford Fiesta	0:44.538	0:02.425	14	0:50.447 1:30.580 0:46.291 0:48.667	0:47.022 0:49.193 4:34.566 0:44.538	0:46.836 0:45.888 0:45.585	0:47.242 0:45.870 0:45.032
16	27	Siim SALURI RS Team Racing	EST	Citroën C2	0:46.151	0:04.038	2	0:50.992	0:46.151		
17	41	José POLONIO José Polonio	PRT	Citroën Saxo	0:47.841	0:05.728	4	0:50.270	0:52.711	0:51.521	0:47.841

Total:17 Drivers included DNS: 0 ,DNF: 0 ,EXC: 0

These results are provisional until the conclusion of any judicial and technical inquiries.

Pista Internacional de Montalegre(945/1050 m)

Published at...	Clerk of the Course Antonio PUREZA	Timekeeper Peter MAJOSHAZI	
-----------------	---------------------------------------	-------------------------------	--

Printed: 5/3/2014 2:18:31 PM

Page 2 of 2

Super1600

SS - 03

Provisional Grid Sheet for Heat 1 by the draw (Right Pole)

P5	P4	P3	P2	POLE
----	----	----	----	------

Race 1

		3	2	27
--	--	---	---	----

R1

27	Siim SALURI	EST
2	Ulrik LINNEMANN	DNK
3	Pavel VIMMER	CZE

Race 2

	5	99	16	7
--	---	----	----	---

R2

7	Denis SALIKOV	RUS
16	Sergej ZAGUMENNOV	RUS
99	Janis BAUMANIS	LVA
5	Ondrej SMETANA	CZE

Race 3

89	13	66	46	6
----	----	----	----	---

R3

6	Kasparas NAVICKAS	LTU
46	Rasul MINNIKHANOV	RUS
66	Vaclav VEVERKA	CZE
13	Zdenek KUCERA	CZE
89	Timur SHIGABUTDINOV	RUS

Race 4

25	50	41	22	42
----	----	----	----	----

R4

42	Antonio TEIXEIRA	PRT
22	Andreas STEFFEN	DEU
41	José POLONIO	PRT
50	Nikita MISIULIA	RUS
25	Rudolf SCHAFFER	FRA

These results are provisional until the conclusion of any judicial and technical inquiries.

Pista Internacional de Montalegre(945/1050 m)

Published at...	Clerk of the Course Antonio PUREZA	Timekeeper Peter MAJOSHAZI	
-----------------	---------------------------------------	-------------------------------	--

Printed: 5/3/2014 9:16:55 AM

Page 1 of 1

Super1600

SS - 05

Result of Heat 1

Pos.	No.	Driver Competitor/Entrant	Nat. Car Ch.	Laps/Joker Race Nr.	Total Tm Notice	Diff	Lap1	Lap2	Lap3	Lap4	Pts.
1	16	Sergej ZAGUMENNOV Sergej Zagumennov	RUS Skoda Fabia	4 / 1 Race 2	3:01.708 -		0:48.363	0:44.088	0:43.171	<u>0:46.086</u>	50
2	50	Nikita MISIULIA Nikita Misiulia	RUS Skoda Fabia	4 / 1 Race 4	3:03.227 -	0:01.519	<u>0:51.736</u>	0:42.824	0:44.146	0:44.521	45
3	99	Janis BAUMANIS Janis Baumanis	LVA Renault Twingo	4 / 1 Race 2	3:03.323 -	0:01.615	<u>0:52.024</u>	0:43.874	0:43.784	0:43.641	42
4	89	Timur SHIGABUTDINOV Set Promotion	RUS Renault Twingo	4 / 1 Race 3	3:05.291 -	0:03.583	<u>0:52.329</u>	0:44.586	0:43.821	0:44.555	40
5	22	Andreas STEFFEN ACN Buxtehude	DEU Skoda Fabia	4 / 1 Race 4	3:05.679 -	0:03.971	0:49.477	0:44.714	0:44.366	<u>0:47.122</u>	39
6	46	Rasul MINNIKHANOV STK Namus	RUS Renault Twingo	4 / 1 Race 3	3:06.118 -	0:04.410	<u>0:52.795</u>	0:44.395	0:44.025	0:44.903	38
7	3	Pavel VIMMER Pavel Vimmer	CZE Skoda Fabia	4 / 1 Race 1	3:06.479 -	0:04.771	<u>0:52.112</u>	0:44.339	0:45.339	0:44.689	37
8	7	Denis SALIKOV Denis Salikov	RUS Skoda Fabia	4 / 1 Race 2	3:06.676 -	0:04.968	<u>0:52.857</u>	0:45.239	0:44.798	0:43.782	36
9	66	Vaclav VEVERKA Czech National Team	CZE Peugeot 206	4 / 1 Race 3	3:07.186 -	0:05.478	0:49.631	<u>0:48.085</u>	0:43.980	0:45.490	35
10	5	Ondrej SMETANA LS Racing	CZE Ford Fiesta	4 / 1 Race 1	3:07.283 -	0:05.575	<u>0:53.013</u>	0:44.400	0:44.891	0:44.979	34
11	6	Kasparas NAVICKAS RIMO	LTU Skoda Fabia	4 / 1 Race 3	3:07.823 -	0:06.115	0:49.219	0:45.898	0:44.419	<u>0:48.287</u>	33
12	42	Antonio TEIXEIRA Antonio Teixeira	PRT Ford Fiesta	4 / 1 Race 4	3:09.507 -	0:07.799	0:51.143	<u>0:47.813</u>	0:44.829	0:45.722	32
13	13	Zdenek KUCERA Zdenek Kucera	CZE Skoda Fabia	4 / 1 Race 3	3:10.083 -	0:08.375	<u>0:53.854</u>	0:45.010	0:45.432	0:45.787	31
14	41	José POLONIO José Polonio	PRT Citroën Saxo	4 / 2 Race 4	3:17.028 -	0:15.320	0:54.762	<u>0:49.268</u>	0:45.974	0:47.024	30
15	2	Ulrik LINNEMANN Ulrik Linnemann	DNK Peugeot 208	4 / 0 Race 1	2:59.444 0:30.000	0:27.736	0:48.950	0:43.591	0:43.265	0:43.638	29
DNF	25	Rudolf SCHAFER Rudolf Schafer	FRA Citroën DS3	3 / 1 Race 4	- -	+1 LAP	<u>0:53.045</u>	0:43.573	0:43.389		26
DNS	27	Siim SALURI RS Team Racing	EST Citroën C2	0 / 0 Race	- -	-					0

Total: 17 Drivers included: DNS: 1 , DNF: 1, EXC: 0

#2 Not taken Joker, #41 False start

These results are provisional until the conclusion of any judicial and technical inquires.

Pista Internacional de Montalegre(945/1050 m)

Published at...	Clerk of the Course Antonio PUREZA	Timekeeper Peter MAJOSHAZI		
-----------------	---------------------------------------	-------------------------------	--	--

Printed: 5/3/2014 3:15:16 PM

Page 1 of 1

Super1600

SS - 06

Provisional Grid Sheet for Heat 2 (Right Pole)

P5	P4	P3	P2	POLE
----	----	----	----	------

Race 1

		27	25	2
--	--	----	----	---

R1

2	Ulrik LINNEMANN	DNK
25	Rudolf SCHAFER	FRA
27	Siim SALURI	EST

Race 2

	41	13	42	6
--	----	----	----	---

R2

6	Kasparas NAVICKAS	LTU
42	Antonio TEIXEIRA	PRT
13	Zdenek KUCERA	CZE
41	José POLONIO	PRT

Race 3

5	66	7	3	46
---	----	---	---	----

R3

46	Rasul MINNIKHANOV	RUS
3	Pavel VIMMER	CZE
7	Denis SALIKOV	RUS
66	Vaclav VEVERKA	CZE
5	Ondrej SMETANA	CZE

Race 4

22	89	99	50	16
----	----	----	----	----

R4

16	Sergej ZAGUMENNOV	RUS
50	Nikita MISIULIA	RUS
99	Janis BAUMANIS	LVA
89	Timur SHIGABUTDINOV	RUS
22	Andreas STEFFEN	DEU

These results are provisional until the conclusion of any judicial and technical inquiries.

Pista Internacional de Montalegre(945/1050 m)

Published at...	Clerk of the Course Antonio PUREZA	Timekeeper Peter MAJOSHAZI	
-----------------	---------------------------------------	-------------------------------	--

Printed: 5/3/2014 3:17:00 PM

Page 1 of 1

Super1600

SS - 07

Result of Heat 2

Pos.	No.	Driver Competitor/Entrant	Nat. Car Ch.	Laps/Joker Race Nr.	Total Tm Notice	Diff	Lap1	Lap2	Lap3	Lap4	Pts.
1	2	Ulrik LINNEMANN Ulrik Linnemann	DNK Peugeot 208	4 / 1 Race 2	3:01.476 -		0:48.477	0:43.216	<u>0:46.063</u>	0:43.720	50
2	50	Nikita MISIULIA Nikita Misiulia	RUS Skoda Fabia	4 / 1 Race 4	3:01.602 -	0:00.126	<u>0:52.195</u>	0:43.814	0:43.205	0:42.388	45
3	25	Rudolf SCHAFFER Rudolf Schafer	FRA Citroën DS3	4 / 1 Race 2	3:02.993 -	0:01.517	<u>0:52.213</u>	0:43.218	0:43.689	0:43.873	42
4	6	Kasparas NAVICKAS RIMO	LTU Skoda Fabia	4 / 1 Race 2	3:04.295 -	0:02.819	<u>0:53.284</u>	0:43.745	0:43.663	0:43.603	40
5	89	Timur SHIGABUTDINOV Set Promotion	RUS Renault Twingo	4 / 1 Race 4	3:05.130 -	0:03.654	<u>0:51.942</u>	0:45.097	0:44.044	0:44.047	39
6	3	Pavel VIMMER Pavel Vimmer	CZE Skoda Fabia	4 / 1 Race 3	3:05.188 -	0:03.712	<u>0:52.302</u>	0:44.142	0:44.176	0:44.568	38
7	7	Denis SALIKOV Denis Salikov	RUS Skoda Fabia	4 / 1 Race 3	3:05.892 -	0:04.416	0:48.689	0:43.774	0:44.838	<u>0:48.591</u>	37
8	46	Rasul MINNIKHANOV STK Namus	RUS Renault Twingo	4 / 1 Race 3	3:06.353 -	0:04.877	0:49.467	0:43.769	<u>0:48.097</u>	0:45.020	36
9	5	Ondrej SMETANA LS Racing	CZE Ford Fiesta	4 / 1 Race 3	3:06.869 -	0:05.393	<u>0:52.632</u>	0:44.399	0:44.756	0:45.082	35
10	22	Andreas STEFFEN ACN Buxtehude	DEU Skoda Fabia	4 / 1 Race 4	3:07.494 -	0:06.018	<u>0:53.754</u>	0:43.661	0:44.488	0:45.591	34
11	66	Vaclav VEVERKA Czech National Team	CZE Peugeot 206	4 / 1 Race 3	3:07.496 -	0:06.020	0:50.361	<u>0:47.222</u>	0:44.877	0:45.036	33
12	16	Sergej ZAGUMENNOV Sergej Zagumennov	RUS Skoda Fabia	4 / 1 Race 4	3:09.047 -	0:07.571	0:48.318	0:43.341	0:42.887	<u>0:54.501</u>	32
13	13	Zdenek KUCERA Zdenek Kucera	CZE Skoda Fabia	4 / 1 Race 2	3:09.866 -	0:08.390	0:50.975	<u>0:48.706</u>	0:44.826	0:45.359	31
14	42	Antonio TEIXEIRA Antonio Teixeira	PRT Ford Fiesta	4 / 1 Race 2	3:11.138 -	0:09.662	<u>0:55.470</u>	0:45.601	0:45.005	0:45.062	30
15	99	Janis BAUMANIS Janis Baumanis	LVA Renault Twingo	4 / 1 Race 4	3:15.963 -	0:14.487	0:49.112	0:43.135	<u>0:45.712</u>	0:58.004	29
DNS	41	José POLONIO José Polonio	PRT Citroën Saxo	0 / 0 Race	-	-					0
DNS	27	Siim SALURI RS Team Racing	EST Citroën C2	0 / 0 Race	-	-					0

Total: 17 Drivers included: DNS: 2 , DNF: 0, EXC: 0

#50, #16 Warning flag

These results are provisional until the conclusion of any judicial and technical inquires.

Pista Internacional de Montalegre(945/1050 m)

Published at...	Clerk of the Course Antonio PUREZA	Timekeeper Peter MAJOSHAZI	
-----------------	---------------------------------------	-------------------------------	--

Printed: 5/3/2014 4:35:13 PM

Page 1 of 1

Super1600

SS - 08

Result after Heat 2

Pos. No.	Driver Competitor/Entrant	Nat. Car Ch.	Heat 1	Heat 2	Heat 3	Heat 4	Heat Sum	Int. Pt.	SF1	SF2	Final	Ch. Pt.	Ch Sum
1 50	Nikita MISIULIA Nikita Misiulia	RUS Skoda Fabia	45 (2.) 3:03.227	45 (2.) 3:01.602			90						
2 16	Sergej ZAGUMENNOV Sergej Zagumennov	RUS Skoda Fabia	50 (1.) 3:01.708	32 (12.) 3:09.047			82						
3 89	Timur SHIGABUTDINOV Set Promotion	RUS Renault Twingo	40 (4.) 3:05.291	39 (5.) 3:05.130			79						
4 2	Ulrik LINNEMANN Ulrik Linnemann	DNK Peugeot 208	29 (15.) 3:29.444	50 (1.) 3:01.476			79						
5 3	Pavel VIMMER Pavel Vimmer	CZE Skoda Fabia	37 (7.) 3:06.479	38 (6.) 3:05.188			75						
6 46	Rasul MINNIKHANOV STK Namus	RUS Renault Twingo	38 (6.) 3:06.118	36 (8.) 3:06.353			74						
7 22	Andreas STEFFEN ACN Buxtehude	DEU Skoda Fabia	39 (5.) 3:05.679	34 (10.) 3:07.494			73						
8 7	Denis SALIKOV Denis Salikov	RUS Skoda Fabia	36 (8.) 3:06.676	37 (7.) 3:05.892			73						
9 6	Kasparas NAVICKAS RIMO	LTU Skoda Fabia	33 (11.) 3:07.823	40 (4.) 3:04.295			73						
10 99	Janis BAUMANIS Janis Baumanis	LVA Renault Twingo	42 (3.) 3:03.323	29 (15.) 3:15.963			71						
11 5	Ondrej SMETANA LS Racing	CZE Ford Fiesta	34 (10.) 3:07.283	35 (9.) 3:06.869			69						
12 66	Vaclav VEVERKA Czech National Team	CZE Peugeot 206	35 (9.) 3:07.186	33 (11.) 3:07.496			68						
13 25	Rudolf SCHAFER Rudolf Schafer	FRA Citroën DS3	26 (16.) DNF	42 (3.) 3:02.993			68						
14 42	Antonio TEIXEIRA Antonio Teixeira	PRT Ford Fiesta	32 (12.) 3:09.507	30 (14.) 3:11.138			62						
15 13	Zdenek KUCERA Zdenek Kucera	CZE Skoda Fabia	31 (13.) 3:10.083	31 (13.) 3:09.866			62						
16 41	José POLONIO José Polonio	PRT Citroën Saxo	30 (14.) 3:17.028	0 (16.) DNS			30						
17 27	Siim SALURI RS Team Racing	EST Citroën C2	0 (17.) DNS	0 (17.) DNS			0						

17 drivers

These results are provisional until the conclusion of any judicial and technical inquiries.

Pista Internacional de Montalegre(945/1050 m)

Published at...	Clerk of the Course Antonio PUREZA	Timekeeper Peter MAJOSHAZI	
-----------------	---------------------------------------	-------------------------------	--

Printed: 5/3/2014 4:36:12 PM

Page 1 of 1

Super1600

SS - 10

Warm-up Lap Times

Pos.	No.	Driver Competitor/Entrant	Nat.	Car Ch.	Best lap	Diff	Laps	Lap1 Lap5 Lap9 Lap13 Lap17	Lap 2 Lap 6 Lap10 Lap14 Lap18	Lap3 Lap7 Lap11 Lap15 Lap19	Lap4 Lap8 Lap12 Lap16 Lap20
1	50	Nikita MISIULIA Nikita Misiulia	RUS	Skoda Fabia	0:43.421		5	0:48.566 0:43.421	0:44.584	6:54.069	0:47.396
2	89	Timur SHIGABUTDINOV Set Promotion	RUS	Renault Twingo	0:43.724	0:00.303	11	0:46.798 0:44.369 6:57.368	0:45.381 6:33.767 0:43.919	1:10.816 0:45.422 0:44.147	0:44.609 0:43.724
3	2	Ulrik LINNEMANN Ulrik Linnemann	DNK	Peugeot 208	0:43.765	0:00.344	11	0:50.707 0:44.944 3:10.294	0:49.765 8:48.693 0:46.492	8:11.489 0:44.135 0:43.765	0:47.624 0:43.937
4	16	Sergej ZAGUMENNOV Sergej Zagumennov	RUS	Skoda Fabia	0:43.788	0:00.367	5	0:44.797 0:43.788	0:44.633	6:56.015	0:43.913
5	46	Rasul MINNIKHANOV STK Namus	RUS	Renault Twingo	0:44.380	0:00.959	5	0:48.889 0:45.019	0:45.715	1:56.695	0:44.380
6	66	Vaclav VEVERKA Czech National Team	CZE	Peugeot 206	0:44.781	0:01.360	5	0:46.331 0:44.781	0:47.369	1:26.220	0:45.481
7	99	Janis BAUMANIS Janis Baumanis	LVA	Renault Twingo	0:44.809	0:01.388	11	0:50.903 0:45.386 6:39.229	0:47.535 6:32.634 0:45.965	9:58.417 0:45.933 0:44.809	0:46.127 0:45.003
8	6	Kasparas NAVICKAS RIMO	LTU	Skoda Fabia	0:44.918	0:01.497	5	0:49.515 0:45.552	0:45.912	6:06.789	0:44.918
9	7	Denis SALIKOV Denis Salikov	RUS	Skoda Fabia	0:45.448	0:02.027	5	0:47.415 0:45.632	0:54.440	4:59.790	0:45.448
10	5	Ondrej SMETANA LS Racing	CZE	Ford Fiesta	0:46.117	0:02.696	2	0:49.748	0:46.117		

These results are provisional until the conclusion of any judicial and technical inquiries.

Pista Internacional de Montalegre(945/1050 m)

Published at...	Clerk of the Course Antonio PUREZA	Timekeeper Peter MAJOSHAZI	
-----------------	---------------------------------------	-------------------------------	--

Printed: 5/4/2014 10:05:54 AM

Page 1 of 2

Super1600

SS - 10

Warm-up Lap Times

Pos.	No.	Driver Competitor/Entrant	Nat.	Car Ch.	Best lap	Diff	Laps	Lap1 Lap5 Lap9 Lap13 Lap17	Lap 2 Lap 6 Lap10 Lap14 Lap18	Lap3 Lap7 Lap11 Lap15 Lap19	Lap4 Lap8 Lap12 Lap16 Lap20
11	3	Pavel VIMMER Pavel Vimmer	CZE	Skoda Fabia	0:46.363	0:02.942	8	0:48.895 0:46.690	0:52.138 1:00.807	7:53.041 0:48.900	0:49.900 0:46.363
12	42	Antonio TEIXEIRA Antonio Teixeira	PRT	Ford Fiesta	0:47.093	0:03.672	8	0:50.265 0:50.950	0:49.912 2:48.495	5:03.810 0:47.093	0:48.387 0:49.203
13	22	Andreas STEFFEN ACN Buxtehude	DEU	Skoda Fabia	0:47.249	0:03.828	5	0:50.540 0:49.065	0:49.019	5:12.854	0:47.249
14	13	Zdenek KUCERA Zdenek Kucera	CZE	Skoda Fabia	0:47.376	0:03.955	5	0:53.027 0:47.376	0:48.583	5:54.893	0:50.431
15	25	Rudolf SCHAFER Rudolf Schafer	FRA	Citroën DS3	0:48.317	0:04.896	2	0:55.728	0:48.317		
16	41	José POLONIO José Polonio	PRT	Citroën Saxo	0:49.572	0:06.151	2	0:50.662	0:49.572		
DNS	27	Siim SALURI RS Team Racing	EST	Citroën C2	-	-	0				

Total:17 Drivers included DNS: 1 ,DNF: 0 , EXC: 0

These results are provisional until the conclusion of any judicial and technical inquiries.

Pista Internacional de Montalegre(945/1050 m)

Published at...	Clerk of the Course Antonio PUREZA	Timekeeper Peter MAJOSHAZI	
-----------------	---------------------------------------	-------------------------------	--

Printed: 5/4/2014 10:05:54 AM

Page 2 of 2

Super1600

SS - 09

Provisional Grid Sheet for Heat 3 (Right Pole)

P5	P4	P3	P2	POLE
----	----	----	----	------

Race 1

		27	41	99
--	--	----	----	----

R1

99	Janis BAUMANIS	LVA
41	José POLONIO	PRT
27	Siim SALURI	EST

Race 2

	42	13	16	66
--	----	----	----	----

R2

66	Vaclav VEVERKA	CZE
16	Sergej ZAGUMENNOV	RUS
13	Zdenek KUCERA	CZE
42	Antonio TEIXEIRA	PRT

Race 3

22	5	46	7	3
----	---	----	---	---

R3

3	Pavel VIMMER	CZE
7	Denis SALIKOV	RUS
46	Rasul MINNIKHANOV	RUS
5	Ondrej SMETANA	CZE
22	Andreas STEFFEN	DEU

Race 4

89	6	25	50	2
----	---	----	----	---

R4

2	Ulrik LINNEMANN	DNK
50	Nikita MISIULIA	RUS
25	Rudolf SCHAFER	FRA
6	Kasparas NAVICKAS	LTU
89	Timur SHIGABUTDINOV	RUS

These results are provisional until the conclusion of any judicial and technical inquiries.

Pista Internacional de Montalegre(945/1050 m)

Published at...	Clerk of the Course Antonio PUREZA	Timekeeper Peter MAJOSHAZI	
-----------------	---------------------------------------	-------------------------------	--

Printed: 5/4/2014 8:42:04 AM

Page 1 of 1

Super1600

SS - 11

Result of Heat 3

Pos.	No.	Driver Competitor/Entrant	Nat. Car Ch.	Laps/Joker Race Nr.	Total Tm Notice	Diff	Lap1	Lap2	Lap3	Lap4	Pts.
1	2	Ulrik LINNEMANN Ulrik Linnemann	DNK Peugeot 208	4 / 1 Race 4	3:08.161 -		<u>0:53.261</u>	0:45.773	0:44.999	0:44.128	50
2	89	Timur SHIGABUTDINOV Set Promotion	RUS Renault Twingo	4 / 1 Race 4	3:09.695 -	0:01.534	<u>0:54.286</u>	0:45.719	0:45.069	0:44.621	45
3	16	Sergej ZAGUMENNOV Sergej Zagumennov	RUS Skoda Fabia	4 / 1 Race 2	3:10.842 -	0:02.681	0:50.599	0:45.991	0:45.624	<u>0:48.628</u>	42
4	6	Kasparas NAVICKAS RIMO	LTU Skoda Fabia	4 / 1 Race 4	3:11.190 -	0:03.029	0:51.867	0:45.657	0:45.216	<u>0:48.450</u>	40
5	66	Vaclav VEVERKA Czech National Team	CZE Peugeot 206	4 / 1 Race 2	3:12.186 -	0:04.025	0:51.679	0:45.704	0:46.311	<u>0:48.492</u>	39
6	25	Rudolf SCHAFER Rudolf Schafer	FRA Citroën DS3	4 / 1 Race 4	3:12.764 -	0:04.603	0:51.429	<u>0:49.404</u>	0:45.544	0:46.387	38
7	50	Nikita MISIULIA Nikita Misiulia	RUS Skoda Fabia	4 / 1 Race 4	3:13.257 -	0:05.096	0:52.748	<u>0:49.013</u>	0:45.909	0:45.587	37
8	46	Rasul MINNIKHANOV STK Namus	RUS Renault Twingo	4 / 1 Race 3	3:15.089 -	0:06.928	0:51.279	0:46.864	0:46.938	<u>0:50.008</u>	36
9	3	Pavel VIMMER Pavel Vimmer	CZE Skoda Fabia	4 / 1 Race 3	3:16.506 -	0:08.345	<u>0:54.682</u>	0:46.812	0:47.121	0:47.891	35
10	22	Andreas STEFFEN ACN Buxtehude	DEU Skoda Fabia	4 / 1 Race 3	3:17.389 -	0:09.228	<u>0:57.240</u>	0:46.181	0:46.887	0:47.081	34
11	99	Janis BAUMANIS Janis Baumanis	LVA Renault Twingo	4 / 1 Race 1	3:17.898 -	0:09.737	0:52.486	0:47.820	0:47.793	<u>0:49.799</u>	33
12	5	Ondrej SMETANA LS Racing	CZE Ford Fiesta	4 / 1 Race 3	3:18.005 -	0:09.844	<u>0:57.960</u>	0:46.842	0:46.759	0:46.444	32
13	7	Denis SALIKOV Denis Salikov	RUS Skoda Fabia	4 / 1 Race 3	3:19.269 -	0:11.108	<u>0:56.284</u>	0:47.806	0:46.862	0:48.317	31
14	13	Zdenek KUCERA Zdenek Kucera	CZE Skoda Fabia	4 / 1 Race 2	3:20.066 -	0:11.905	<u>0:55.811</u>	0:48.029	0:48.434	0:47.792	30
15	42	Antonio TEIXEIRA Antonio Teixeira	PRT Ford Fiesta	4 / 1 Race 1	3:23.398 -	0:15.237	0:53.861	<u>0:51.938</u>	0:49.080	0:48.519	29
DNF	41	José POLONIO José Polonio	PRT Citroën Saxo	0 / 0 Race 1	- -	+4 LAP					26
DNS	27	Siim SALURI RS Team Racing	EST Citroën C2	0 / 0 Race	- -	-					0

Total: 17 Drivers included: DNS: 1 , DNF: 1, EXC: 0

#7 Warning flag

These results are provisional until the conclusion of any judicial and technical inquires.

Pista Internacional de Montalegre(945/1050 m)

Published at...	Clerk of the Course Antonio PUREZA	Timekeeper Peter MAJOSHAZI	
-----------------	---------------------------------------	-------------------------------	--

Printed: 5/4/2014 10:58:13 AM

Page 1 of 1

Super1600

SS - 12

Result after Heat 3

Pos. No.	Driver Competitor/Entrant	Nat. Car Ch.	Heat 1	Heat 2	Heat 3	Heat 4	Heat Sum	Int. Pt.	SF1	SF2	Final	Ch. Pt.	Ch Sum
1 2	Ulrik LINNEMANN Ulrik Linnemann	DNK Peugeot 208	29 (15.) 3:29.444	50 (1.) 3:01.476	50 (1.) 3:08.161		129						
2 50	Nikita MISIULIA Nikita Misiulia	RUS Skoda Fabia	45 (2.) 3:03.227	45 (2.) 3:01.602	37 (7.) 3:13.257		127						
3 16	Sergej ZAGUMENNOV Sergej Zagumenov	RUS Skoda Fabia	50 (1.) 3:01.708	32 (12.) 3:09.047	42 (3.) 3:10.842		124						
4 89	Timur SHIGABUTDINOV Set Promotion	RUS Renault Twingo	40 (4.) 3:05.291	39 (5.) 3:05.130	45 (2.) 3:09.695		124						
5 6	Kasparas NAVICKAS RIMO	LTU Skoda Fabia	33 (11.) 3:07.823	40 (4.) 3:04.295	40 (4.) 3:11.190		113						
6 3	Pavel VIMMER Pavel Vimmer	CZE Skoda Fabia	37 (7.) 3:06.479	38 (6.) 3:05.188	35 (9.) 3:16.506		110						
7 46	Rasul MINNIKHANOV STK Namus	RUS Renault Twingo	38 (6.) 3:06.118	36 (8.) 3:06.353	36 (8.) 3:15.089		110						
8 22	Andreas STEFFEN ACN Buxtehude	DEU Skoda Fabia	39 (5.) 3:05.679	34 (10.) 3:07.494	34 (10.) 3:17.389		107						
9 66	Vaclav VEVERKA Czech National Team	CZE Peugeot 206	35 (9.) 3:07.186	33 (11.) 3:07.496	39 (5.) 3:12.186		107						
10 25	Rudolf SCHAFER Rudolf Schafer	FRA Citroën DS3	26 (16.) DNF	42 (3.) 3:02.993	38 (6.) 3:12.764		106						
11 7	Denis SALIKOV Denis Salikov	RUS Skoda Fabia	36 (8.) 3:06.676	37 (7.) 3:05.892	31 (13.) 3:19.269		104						
12 99	Janis BAUMANIS Janis Baumanis	LVA Renault Twingo	42 (3.) 3:03.323	29 (15.) 3:15.963	33 (11.) 3:17.898		104						
13 5	Ondrej SMETANA LS Racing	CZE Ford Fiesta	34 (10.) 3:07.283	35 (9.) 3:06.869	32 (12.) 3:18.005		101						
14 13	Zdenek KUCERA Zdenek Kucera	CZE Skoda Fabia	31 (13.) 3:10.083	31 (13.) 3:09.866	30 (14.) 3:20.066		92						
15 42	Antonio TEIXEIRA Antonio Teixeira	PRT Ford Fiesta	32 (12.) 3:09.507	30 (14.) 3:11.138	29 (15.) 3:23.398		91						
16 41	José POLONIO José Polonio	PRT Citroën Saxo	30 (14.) 3:17.028	0 (16.) DNS	26 (16.) DNF		56						
17 27	Siim SALURI RS Team Racing	EST Citroën C2	0 (17.) DNS	0 (17.) DNS	0 (17.) DNS		0						

17 drivers

-
-

These results are provisional until the conclusion of any judicial and technical inquiries.

Pista Internacional de Montalegre(945/1050 m)

Published at...	Clerk of the Course Antonio PUREZA	Timekeeper Peter MAJOSHAZI	
-----------------	---------------------------------------	-------------------------------	--

Printed: 5/4/2014 10:58:50 AM

Page 1 of 1

Super1600

SS - 13

Provisional Grid Sheet for Heat 4 (Right Pole)

P5	P4	P3	P2	POLE
Race 1				
		27	41	42
Race 2				
	13	7	5	99
Race 3				
22	3	46	50	25
Race 4				
66	6	16	89	2

R1

42 Antonio TEIXEIRA PRT
41 José POLONIO PRT
27 Siim SALURI EST

R2

99 Janis BAUMANIS LVA
5 Ondrej SMETANA CZE
7 Denis SALIKOV RUS
13 Zdenek KUCERA CZE

R3

25 Rudolf SCHAFER FRA
50 Nikita MISIULIA RUS
46 Rasul MINNIKHANOV RUS
3 Pavel VIMMER CZE
22 Andreas STEFFEN DEU

R4

2 Ulrik LINNEMANN DNK
89 Timur SHIGABUTDINOV RUS
16 Sergej ZAGUMENNOV RUS
6 Kasparas NAVICKAS LTU
66 Vaclav VEVERKA CZE

These results are provisional until the conclusion of any judicial and technical inquiries.

Pista Internacional de Montalegre(945/1050 m)

Published at...	Clerk of the Course Antonio PUREZA	Timekeeper Peter MAJOSHAZI	
-----------------	---------------------------------------	-------------------------------	--

Printed: 5/4/2014 10:59:21 AM

Page 1 of 1

Super1600

SS - 14

Result of Heat 4

Pos.	No.	Driver Competitor/Entrant	Nat. Car Ch.	Laps/Joker Race Nr.	Total Tm Notice	Diff	Lap1	Lap2	Lap3	Lap4	Pts.
1	89	Timur SHIGABUTDINOV Set Promotion	RUS Renault Twingo	4 / 1 Race 4	3:01.743 -		0:49.379	0:43.025	0:42.754	<u>0:46.585</u>	50
2	5	Ondrej SMETANA LS Racing	CZE Ford Fiesta	4 / 1 Race 2	3:02.400 -	0:00.657	<u>0:51.602</u>	0:43.155	0:43.921	0:43.722	45
3	66	Vaclav VEVERKA Czech National Team	CZE Peugeot 206	4 / 1 Race 4	3:02.600 -	0:00.857	<u>0:51.837</u>	0:43.013	0:42.562	0:45.188	42
4	99	Janis BAUMANIS Janis Baumanis	LVA Renault Twingo	4 / 1 Race 2	3:02.854 -	0:01.111	0:48.759	0:43.367	0:43.072	<u>0:47.656</u>	40
5	25	Rudolf SCHAFER Rudolf Schafer	FRA Citroën DS3	4 / 1 Race 3	3:03.262 -	0:01.519	0:49.213	0:43.235	<u>0:46.086</u>	0:44.728	39
6	6	Kasparas NAVICKAS RIMO	LTU Skoda Fabia	4 / 1 Race 4	3:03.294 -	0:01.551	0:50.016	0:43.019	0:42.949	<u>0:47.310</u>	38
7	16	Sergej ZAGUMENNOV Sergej Zagumennov	RUS Skoda Fabia	4 / 2 Race 4	3:03.645 -	0:01.902	<u>0:51.231</u>	0:45.965	0:43.001	0:43.448	37
8	50	Nikita MISIULIA Nikita Misiulia	RUS Skoda Fabia	4 / 2 Race 3	3:03.742 -	0:01.999	0:48.608	0:45.887	0:42.147	<u>0:47.100</u>	36
9	7	Denis SALIKOV Denis Salikov	RUS Skoda Fabia	4 / 1 Race 2	3:04.094 -	0:02.351	<u>0:52.017</u>	0:43.389	0:43.660	0:45.028	35
10	3	Pavel VIMMER Pavel Vimmer	CZE Skoda Fabia	4 / 1 Race 3	3:04.671 -	0:02.928	<u>0:51.850</u>	0:44.354	0:43.679	0:44.788	34
11	22	Andreas STEFFEN ACN Buxtehude	DEU Skoda Fabia	4 / 1 Race 3	3:05.082 -	0:03.339	<u>0:52.527</u>	0:44.263	0:43.750	0:44.542	33
12	46	Rasul MINNIKHANOV STK Namus	RUS Renault Twingo	4 / 1 Race 3	3:05.658 -	0:03.915	<u>0:53.400</u>	0:44.104	0:43.801	0:44.353	32
13	13	Zdenek KUCERA Zdenek Kucera	CZE Skoda Fabia	4 / 1 Race 1	3:09.054 -	0:07.311	<u>0:53.206</u>	0:45.265	0:45.014	0:45.569	31
14	42	Antonio TEIXEIRA Antonio Teixeira	PRT Ford Fiesta	4 / 1 Race 1	3:09.810 -	0:08.067	0:50.218	<u>0:48.841</u>	0:45.090	0:45.661	30
15	41	José POLONIO José Polonio	PRT Citroën Saxo	4 / 1 Race 1	3:15.124 -	0:13.381	<u>0:56.597</u>	0:45.748	0:46.598	0:46.181	29
DNF	2	Ulrik LINNEMANN Ulrik Linnemann	DNK Peugeot 208	3 / 1 Race 4	-	+1 LAP	0:48.877	0:42.896	0:42.492		26
DNS	27	Siim SALURI RS Team Racing	EST Citroën C2	0 / 0 Race	-	-					0

Total: 17 Drivers included: DNS: 1 , DNF: 1, EXC: 0

#16,#50 False start, #50 Warning flag

These results are provisional until the conclusion of any judicial and technical inquires.

Pista Internacional de Montalegre(945/1050 m)

Published at...	Clerk of the Course Antonio PUREZA	Timekeeper Peter MAJOSHAZI	
-----------------	---------------------------------------	-------------------------------	--

Printed: 5/4/2014 12:36:49 PM

Page 1 of 1

Super1600

SS - 15

Intermediate Classification

Pos. No.	Driver Competitor/Entrant	Nat. Car	Heat 1	Heat 2	Heat 3	Heat 4	Heat Sum	Int. Pt.	SF1	SF2	Final	Ch. Pt.	Ch. Sum
1 89	Timur SHIGABUTDINOV Set Promotion	RUS Renault Twingo	40 (4.) 3:05.291	39 (5.) 3:05.130	45 (2.) 3:09.695	50 (1.) 3:01.743	174	16				0	0
2 50	Nikita MISIULIA Nikita Misiulia	RUS Skoda Fabia	45 (2.) 3:03.227	45 (2.) 3:01.602	37 (7.) 3:13.257	36 (8.) 3:03.742	163	15				0	0
3 16	Sergej ZAGUMENNOV Sergej Zagumenov	RUS Skoda Fabia	50 (1.) 3:01.708	32 (12.) 3:09.047	42 (3.) 3:10.842	37 (7.) 3:03.645	161	14				0	0
4 2	Ulrik LINNEMANN Ulrik Linnemann	DNK Peugeot 208	29 (15.) 3:29.444	50 (1.) 3:01.476	50 (1.) 3:08.161	26 (16.) DNF	155	13				0	0
5 6	Kasparas NAVICKAS RIMO	LTU Skoda Fabia	33 (11.) 3:07.823	40 (4.) 3:04.295	40 (4.) 3:11.190	38 (6.) 3:03.294	151	12				0	0
6 66	Vaclav VEVERKA Czech National Team	CZE Peugeot 206	35 (9.) 3:07.186	33 (11.) 3:07.496	39 (5.) 3:12.186	42 (3.) 3:02.600	149	11				0	0
7 5	Ondrej SMETANA LS Racing	CZE Ford Fiesta	34 (10.) 3:07.283	35 (9.) 3:06.869	32 (12.) 3:18.005	45 (2.) 3:02.400	146	10				0	0
8 25	Rudolf SCHAFFER Rudolf Schafer	FRA Citroën DS3	26 (16.) DNF	42 (3.) 3:02.993	38 (6.) 3:12.764	39 (5.) 3:03.262	145	9				0	0
9 99	Janis BAUMANIS Janis Baumanis	LVA Renault Twingo	42 (3.) 3:03.323	29 (15.) 3:15.963	33 (11.) 3:17.898	40 (4.) 3:02.854	144	8				0	0
10 3	Pavel VIMMER Pavel Vimmer	CZE Skoda Fabia	37 (7.) 3:06.479	38 (6.) 3:05.188	35 (9.) 3:16.506	34 (10.) 3:04.671	144	7				0	0
11 46	Rasul MINNIKHANOV STK Namus	RUS Renault Twingo	38 (6.) 3:06.118	36 (8.) 3:06.353	36 (8.) 3:15.089	32 (12.) 3:05.658	142	6				0	0
12 22	Andreas STEFFEN ACN Buxtehude	DEU Skoda Fabia	39 (5.) 3:05.679	34 (10.) 3:07.494	34 (10.) 3:17.389	33 (11.) 3:05.082	140	5				0	0
13 7	Denis SALIKOV Denis Salikov	RUS Skoda Fabia	36 (8.) 3:06.676	37 (7.) 3:05.892	31 (13.) 3:19.269	35 (9.) 3:04.094	139	4				0	0
14 13	Zdenek KUCERA Zdenek Kucera	CZE Skoda Fabia	31 (13.) 3:10.083	31 (13.) 3:09.866	30 (14.) 3:20.066	31 (13.) 3:09.054	123	3				0	0
15 42	Antonio TEIXEIRA Antonio Teixeira	PRT Ford Fiesta	32 (12.) 3:09.507	30 (14.) 3:11.138	29 (15.) 3:23.398	30 (14.) 3:09.810	121	2				0	0
16 41	José POLONIO José Polonio	PRT Citroën Saxo	30 (14.) 3:17.028	0 (16.) DNS	26 (16.) DNF	29 (15.) 3:15.124	85	1				0	0
17 27	Siim SALURI RS Team Racing	EST Citroën C2	0 (17.) DNS	0 (17.) DNS	0 (17.) DNS	0 (17.) DNS	0	0				0	0

17 drivers

These results are provisional until the conclusion of any judicial and technical inquires.

Pista Internacional de Montalegre(945/1050 m)

Published at...	Clerk of the Course Antonio PUREZA	Timekeeper Peter MAJOSHAZI	
-----------------	---------------------------------------	-------------------------------	--

Printed: 5/4/2014 12:25:38 PM

Page 1 of 1

Super1600

SS - 17

Notional joker time report

Official notional joker time for Semi finals and Final

Super1600 + 3.8 seconds

				Best	Joker	Diff
89	Timur SHIGABUTDINOV Set Promotion	FIN	Renault Twingo	00:00:42.7540	00:00:46.5850	0:03.831
99	Janis BAUMANIS Janis Baumanis	LVA	Renault Twingo	00:00:43.0720	00:00:47.6560	0:04.584
25	Rudolf SCHAFFER Rudolf Schafer	FRA	Citroën DS3	00:00:43.2350	00:00:46.0860	0:02.851
6	Kasparas NAVICKAS RIMO	LTU	Skoda Fabia	00:00:42.9490	00:00:47.3100	0:04.361
16	Sergej ZAGUMENNOV Sergej Zagumennov	RUS	Skoda Fabia	00:00:43.0010	00:00:45.9650	0:02.964

These results are provisional until the conclusion of any judicial and technical inquiries.

Pista Internacional de Montalegre(945/1050 m)

Published at...	Clerk of the Course Antonio PUREZA	Timekeeper Peter MAJOSHAZI	
-----------------	---------------------------------------	-------------------------------	--

Printed: 5/4/2014 12:26:52 PM

Page 1 of 1

Super1600

SS - 16

Provisional Grid for Semi-Finals

Semi-Final 1

Row 1

89	Timur SHIGABUTDINOV Set Promotion	RUS	Renault Twingo Super1600
16	Sergej ZAGUMENNOV Sergej Zagumenov	RUS	Skoda Fabia Super1600

Sporting Regulation 15.6.3 : If a driver is unable to take his place in a Semi-Final, he will be substituted by the next qualifier (the highest placed driver in the intermediate classification not already in the Semi-Finals). Any such substitute(s) will take the last place(s) on the grid with those ahead of them moving up to fill the place left by the non-starter(s).

Row 2

6	Kasparas NAVICKAS RIMO	LTU	Skoda Fabia Super1600
5	Ondrej SMETANA LS Racing	CZE	Ford Fiesta Super1600

Row 3

99	Janis BAUMANIS Janis Baumanis	LVA	Renault Twingo Super1600
46	Rasul MINNIKHANOV STK Namus	RUS	Renault Twingo Super1600

Semi-Final 2

Row 1

50	Nikita MISIULIA Nikita Misiulia	RUS	Skoda Fabia Super1600
2	Ulrik LINNEMANN Ulrik Linnemann	DNK	Peugeot 208 Super1600

Row 2

66	Vaclav VEVERKA Czech National Team	CZE	Peugeot 206 Super1600
25	Rudolf SCHAFFER Rudolf Schafer	FRA	Citroën DS3 Super1600

Row 3

3	Pavel VIMMER Pavel Vimmer	CZE	Skoda Fabia Super1600
22	Andreas STEFFEN ACN Buxtehude	DEU	Skoda Fabia Super1600

Next qualifier (13-)

13	7 Denis SALIKOV	RUS
14	13 Zdenek KUCERA	CZE
15	42 Antonio TEIXEIRA	PRT
16	41 José POLONIO	PRT
17	27 Siim SALURI	EST

These results are provisional until the conclusion of any judicial and technical inquires.

Pista Internacional de Montalegre(945/1050 m)

Published at...	Clerk of the Course Antonio PUREZA	Timekeeper Peter MAJOSHAZI	
-----------------	---------------------------------------	-------------------------------	--

Printed: 5/4/2014 12:26:12 PM

Page 1 of 1

Super1600

SS - 18

Results of Semi-finals

Semi-final 1

Pos.	No.	Driver Competitor/Entrant	Nat.	Car	Laps	Total Tm Notice	Diff	JL	Lap1 Lap5	Lap 2 Lap 6	Lap3 Lap7	Lap4 Lap8	Ch.	Pt.
1	16	Sergej ZAGUMENNOV Sergej Zagumennov	RUS	Skoda Fabia	6	4:31.430 -		1	0:48.166 <u>0:46.947</u>	0:43.758 0:44.617	0:43.239	0:44.703		6
2	99	Janis BAUMANIS Janis Baumanis	LVA	Renault Twingo	6	4:37.988 -	0:06.558	1	0:50.790 0:44.566	0:45.701 <u>0:48.160</u>	0:44.711	0:44.060		5
3	89	Timur SHIGABUTDINOV Set Promotion	RUS	Renault Twingo	6	4:39.674 -	0:08.244	1	0:49.989 0:45.588	0:44.439 0:46.745	0:44.438	<u>0:48.475</u>		4
4	5	Ondrej SMETANA LS Racing	CZE	Ford Fiesta	6	4:41.244 -	0:09.814	1	<u>0:52.824</u> 0:45.664	0:44.853 0:48.881	0:44.492	0:44.530		3
5	46	Rasul MINNIKHANOV STK Namus	RUS	Renault Twingo	6	4:41.928 -	0:10.498	1	<u>0:53.704</u> 0:45.630	0:45.186 0:45.497	0:46.942	0:44.969		2
6	6	Kasparas NAVICKAS RIMO	LTU	Skoda Fabia	4	3:08.899 -	+2 LAP	1	<u>0:54.347</u>	0:44.914	0:45.252	0:44.386		1

Semi-final 2

Pos.	No.	Driver Competitor/Entrant	Nat.	Car	Laps	Total Tm Notice	Diff	JL	Lap1 Lap5	Lap 2 Lap 6	Lap3 Lap7	Lap4 Lap8	Ch.	Pt.
1	2	Ulrik LINNEMANN Ulrik Linnemann	DNK	Peugeot 208	6	4:30.901 -		1	0:49.257 0:43.620	0:43.719 0:43.910	<u>0:46.679</u>	0:43.716		6
2	50	Nikita MISIULIA Nikita Misiulia	RUS	Skoda Fabia	6	4:35.016 -	0:04.115	1	0:49.926 0:43.934	<u>0:46.540</u> 0:46.141	0:44.233	0:44.242		5
3	66	Vaclav VEVERKA Czech National Team	CZE	Peugeot 206	6	4:35.253 -	0:04.352	1	<u>0:53.517</u> 0:43.797	0:44.692 0:44.449	0:44.428	0:44.370		4
4	25	Rudolf SCHAFFER Rudolf Schafer	FRA	Citroën DS3	6	4:37.761 -	0:06.860	1	<u>0:53.894</u> 0:44.505	0:45.048 0:44.391	0:45.317	0:44.606		3
5	3	Pavel VIMMER Pavel Vimmer	CZE	Skoda Fabia	6	4:41.424 -	0:10.523	1	0:52.507 0:44.886	<u>0:48.689</u> 0:45.005	0:45.658	0:44.679		2
6	22	Andreas STEFFEN ACN Buxtehude	DEU	Skoda Fabia	6	4:46.178 -	0:15.277	1	<u>0:52.818</u> 0:44.187	0:55.811 0:44.250	0:44.691	0:44.421		1

#6, #89 Warning flag

These results are provisional until the conclusion of any judicial and technical inquires.

Pista Internacional de Montalegre(945/1050 m)

Published at...	Clerk of the Course Antonio PUREZA	Timekeeper Peter MAJOSHAZI	
-----------------	---------------------------------------	-------------------------------	--

Printed: 5/4/2014 2:20:00 PM

Page 1 of 1

Super1600

SS - 19

Provisional Grid for-Final

Final

Row 1

16	Sergej ZAGUMENNOV Sergej Zagumennov	RUS	Skoda Fabia Super1600
2	Ulrik LINNEMANN Ulrik Linnemann	DNK	Peugeot 208 Super1600

Row 2

50	Nikita MISIULIA Nikita Misiulia	RUS	Skoda Fabia Super1600
99	Janis BAUMANIS Janis Baumanis	LVA	Renault Twingo Super1600

Row 3

89	Timur SHIGABUTDINOV Set Promotion	RUS	Renault Twingo Super1600
66	Vaclav VEVERKA Czech National Team	CZE	Peugeot 206 Super1600

Sporting Regulation 15.6.4 : If a driver is unable to take his place in the Final, he will be substituted by the next qualifier (the Semi-finalist with the highest points score in the event who is not already in the Final).

Next qualifier (7-)

5 Ondrej SMETANA	CZE	13
6 Kasparas NAVICKAS	LTU	13
25 Rudolf SCHAFER	FRA	12
3 Pavel VIMMER	CZE	9
46 Rasul MINNIKHANOV	RUS	8
22 Andreas STEFFEN	DEU	6

These results are provisional until the conclusion of any judicial and technical inquiries.

Pista Internacional de Montalegre(945/1050 m)

Published at...	Clerk of the Course Antonio PUREZA	Timekeeper Peter MAJOSHAZI	
-----------------	---------------------------------------	-------------------------------	--

Printed: 5/4/2014 2:21:01 PM

Page 1 of 1

Super1600

SS - 20

Result of Final

Pos.	No.	Driver Competitor/Entrant	Nat.	Car	Laps	Total Tm	Diff	JL	Lap1 Lap5	Lap 2 Lap 6	Lap3 Lap7	Lap4 Lap8	Ch. Pt.
1	16	Sergej ZAGUMENNOV Sergej Zagumennov	RUS	Skoda Fabia	6	4:19.588		1	0:47.176 0:41.337	0:41.964 0:45.158	0:42.022	0:41.931	8
2	50	Nikita MISIULIA Nikita Misiulia	RUS	Skoda Fabia	6	4:22.468	0:02.880	1	0:50.664 0:42.384	0:42.413 0:42.239	0:42.624	0:42.144	5
3	99	Janis BAUMANIS Janis Baumanis	LVA	Renault Twingo	6	4:23.132	0:03.544	1	0:51.145 0:42.088	0:42.931 0:42.192	0:42.386	0:42.390	4
4	2	Ulrik LINNEMANN Ulrik Linnemann	DNK	Peugeot 208	6	4:23.397	0:03.809	1	0:47.966 0:41.887	0:43.087 0:46.301	0:42.056	0:42.100	3
5	89	Timur SHIGABUTDINOV Set Promotion	RUS	Renault Twingo	6	4:24.488	0:04.900	1	0:52.544 0:42.206	0:42.495 0:43.023	0:42.149	0:42.071	2
6	66	Vaclav VEVERKA Czech National Team	CZE	Peugeot 206	6	4:26.576	0:06.988	1	0:51.697 0:42.134	0:42.963 0:42.777	0:44.021	0:42.984	1

These results are provisional until the conclusion of any judicial and technical inquires.

Pista Internacional de Montalegre(945/1050 m)

Published at...	Clerk of the Course Antonio PUREZA	Timekeeper Peter MAJOSHAZI	
-----------------	---------------------------------------	-------------------------------	--

Printed: 5/4/2014 3:34:27 PM

Page 1 of 1

Super1600

SS - 22

Official results

Pos. No.	Driver Competitor/Entrant	Nat. Car	Heat 1	Heat 2	Heat 3	Heat 4	Heat Sum	Int. Pt.	SF1	SF2	Final	Ch. Pt.	Ch Sum
1 16	Sergej ZAGUMENNOV Sergej Zagumennov	RUS Skoda Fabia	50 3:01.708	32 3:09.047	42 3:10.842	37 3:03.645	161	14	6 (1.) 4:31.430		8 (1.) 4:19.588	28	28
2 50	Nikita MISIULIA Nikita Misiulia	RUS Skoda Fabia	45 3:03.227	45 3:01.602	37 3:13.257	36 3:03.742	163	15		5 (2.) 4:35.016	5 (2.) 4:22.468	25	25
3 99	Janis BAUMANIS Janis Baumanis	LVA Renault Twingo	42 3:03.323	29 3:15.963	33 3:17.898	40 3:02.854	144	8	5 (2.) 4:37.988		4 (3.) 4:23.132	17	17
4 2	Ulrik LINNEMANN Ulrik Linnemann	DNK Peugeot 208	29 3:29.444	50 3:01.476	50 3:08.161	26 DNF	155	13		6 (1.) 4:30.901	3 (4.) 4:23.397	22	22
5 89	Timur SHIGABUTDINOV Set Promotion	RUS Renault Twingo	40 3:05.291	39 3:05.130	45 3:09.695	50 3:01.743	174	16	4 (3.) 4:39.674		2 (5.) 4:24.488	22	22
6 66	Vaclav VEVERKA Czech National Team	CZE Peugeot 206	35 3:07.186	33 3:07.496	39 3:12.186	42 3:02.600	149	11		4 (3.) 4:35.253	1 (6.) 4:26.576	16	16
7 5	Ondrej SMETANA LS Racing	CZE Ford Fiesta	34 3:07.283	35 3:06.869	32 3:18.005	45 3:02.400	146	10	3 (4.) 4:41.244			13	13
8 6	Kasparas NAVICKAS RIMO	LTU Skoda Fabia	33 3:07.823	40 3:04.295	40 3:11.190	38 3:03.294	151	12	1 (6.) +2 LAP			13	13
9 25	Rudolf SCHAFFER Rudolf Schafer	FRA Citroën DS3	26 DNF	42 3:02.993	38 3:12.764	39 3:03.262	145	9		3 (4.) 4:37.761		12	12
10 3	Pavel VIMMER Pavel Vimmer	CZE Skoda Fabia	37 3:06.479	38 3:05.188	35 3:16.506	34 3:04.671	144	7		2 (5.) 4:41.424		9	9
11 46	Rasul MINNIKHANOV STK Namus	RUS Renault Twingo	38 3:06.118	36 3:06.353	36 3:15.089	32 3:05.658	142	6	2 (5.) 4:41.928			8	8
12 22	Andreas STEFFEN ACN Buxtehude	DEU Skoda Fabia	39 3:05.679	34 3:07.494	34 3:17.389	33 3:05.082	140	5		1 (6.) 4:46.178		6	6
13 7	Denis SALIKOV Denis Salikov	RUS Skoda Fabia	36 3:06.676	37 3:05.892	31 3:19.269	35 3:04.094	139	4				4	4
14 13	Zdenek KUCERA Zdenek Kucera	CZE Skoda Fabia	31 3:10.083	31 3:09.866	30 3:20.066	31 3:09.054	123	3				3	3
15 42	Antonio TEIXEIRA Antonio Teixeira	PRT Ford Fiesta	32 3:09.507	30 3:11.138	29 3:23.398	30 3:09.810	121	2				2	2
16 41	José POLONIO José Polonio	PRT Citroën Saxo	30 3:17.028	0 DNS	26 DNF	29 3:15.124	85	1				1	1
17 27	Siim SALURI RS Team Racing	EST Citroën C2	0 DNS	0 DNS	0 DNS	0 DNS	0	0				0	0

Pista Internacional de Montalegre(945/1050 m)

Published at...	Steward Jukka WESTERBACK	Steward Harald KLEMMANN	Steward João ZEHNA	
-----------------	-----------------------------	----------------------------	-----------------------	--

Page 1 of 1

Super1600

SS - 23

Provisional Championship standing Super1600

Pos.	No.	Driver	Nat.	Car	Rd1 POR	Rd2 GBR	Rd3 NOR	Rd4 FIN	Rd5 SWE	Rd6 BEL	Rd8 FRA	Rd9 GER	Rd10 ITA	Pen.	Ch. Pt
1	16	Sergej ZAGUMENNOV	RUS	Skoda Fabia	28									0	28
2	50	Nikita MISIULIA	RUS	Skoda Fabia	25									0	25
3	89	Timur SHIGABUTDINOV	RUS	Renault Twingo	22									0	22
4	2	Ulrik LINNEMANN	DNK	Peugeot 208	22									0	22
5	99	Janis BAUMANIS	LVA	Renault Twingo	17									0	17
6	66	Vaclav VEVERKA	CZE	Peugeot 206	16									0	16
7	5	Ondrej SMETANA	CZE	Ford Fiesta	13									0	13
8	6	Kasparas NAVICKAS	LTU	Skoda Fabia	13									0	13
9	25	Rudolf SCHAFER	FRA	Citroën DS3	12									0	12
10	3	Pavel VIMMER	CZE	Skoda Fabia	9									0	9
11	46	Rasul MINNIKHANOV	RUS	Renault Twingo	8									0	8
12	22	Andreas STEFFEN	DEU	Skoda Fabia	6									0	6
13	7	Denis SALIKOV	RUS	Skoda Fabia	4									0	4
14	13	Zdenek KUCERA	CZE	Skoda Fabia	3									0	3
15	42	Antonio TEIXEIRA	PRT	Ford Fiesta	2									0	2
16	41	José POLONIO	PRT	Citroën Saxo	1									0	1
17	27	Siim SALURI	EST	Citroën C2	0									0	0

These results are provisional until the conclusion of any judicial and technical inquiries.

Pista Internacional de Montalegre(945/1050 m)

TouringCar

TC - 02

List of starters

No.	Driver	Nat.	Competitor/Entrant	Car	Licence	Competitor Lic.	Ch.
1	3 Anders BRATEN	NOR	Anders Braten	Ford Fiesta	IRAC 39490	AN 39490	
2	4 Kjetil LARSEN	NOR	Kjetil Larsen	Skoda Fabia	IRC 28671	IRC 28671	
3	6 Daniel LUNDH	SWE	Daniel Lundh	Volvo C30	198804106212	198804106212	
4	11 Fredrik SALSTEN	NOR	Salsten Racing	Citroën DS3	IRAC 48767	318	
5	41 Jose FABRICA	PRT	Jose Fabrica	Peugeot 206	2073	2073	
6	49 Patrick MERTENS	BEL	RT Titanic	VW Polo	697246	800646	
7	73 Torleif LONA	NOR	Torleif Lona	Ford Fiesta	IRAC 30328	AN 30328	

7 drivers

These results are provisional until the conclusion of any judicial and technical inquiries.

Pista Internacional de Montalegre(945/1050 m)

Published at...	Clerk of the Course Antonio PUREZA	Timekeeper Peter MAJOSHAZI	
-----------------	---------------------------------------	-------------------------------	--

Printed: 5/3/2014 11:22:12 AM

Page 1 of 1

TouringCar

TC - 04

Free Practice 1 Lap Times

Pos.	No.	Driver Competitor/Entrant	Nat.	Car Ch.	Best lap	Diff	Laps	Lap1 Lap5 Lap9 Lap13 Lap17	Lap 2 Lap 6 Lap10 Lap14 Lap18	Lap3 Lap7 Lap11 Lap15 Lap19	Lap4 Lap8 Lap12 Lap16 Lap20
1	73	Torleif LONA Torleif Lona	NOR	Ford Fiesta	0:44.041		14	0:46.336 7:30.772 0:45.296 0:44.980	0:49.653 0:46.990 3:03.074 0:44.041	0:46.882 5:58.503 0:45.940	0:46.939 0:48.928 0:48.277
2	6	Daniel LUNDH Daniel Lundh	SWE	Volvo C30	0:44.475	0:00.434	9	0:50.139 4:07.201 0:45.405	0:46.924 0:44.681	0:46.019 0:47.906	0:45.773 0:44.475
3	11	Fredrik SALSTEN Salsten Racing	NOR	Citroën DS3	0:44.579	0:00.538	14	0:47.451 6:53.507 0:45.573 0:45.181	0:46.721 0:45.839 2:13.361 0:47.738	0:49.383 0:45.263 0:44.579	0:46.275 0:48.416 0:47.905
4	3	Anders BRATEN Anders Braten	NOR	Ford Fiesta	0:44.609	0:00.568	9	0:54.667 3:50.169 0:44.609	0:47.108 0:45.333	0:46.378 0:45.172	0:46.027 0:48.328
5	4	Kjetil LARSEN Kjetil Larsen	NOR	Skoda Fabia	0:44.654	0:00.613	19	0:49.379 7:13.957 0:45.451 0:49.908 0:48.029	0:49.869 0:49.271 3:40.371 0:46.484 0:51.303	0:46.914 0:48.989 0:47.296 1:35.396 0:44.662	0:45.511 0:45.864 0:47.022 0:44.654
6	49	Patrick MERTENS RT Titanic	BEL	VW Polo	0:47.370	0:03.329	6	0:51.293 1:38.492	0:48.673 0:47.370	0:48.078	0:50.346
7	41	Jose FABRICA Jose Fabrica	PRT	Peugeot 206	0:48.894	0:04.853	9	0:57.841 3:37.941 0:56.554	0:51.929 0:50.701	0:50.027 0:48.894	0:50.491 0:51.649

Total:7 Drivers included DNS: 0 ,DNF: 0 ,EXC: 0

-
-

These results are provisional until the conclusion of any judicial and technical inquiries.

Pista Internacional de Montalegre(945/1050 m)

Published at...	Clerk of the Course Antonio PUREZA	Timekeeper Peter MAJOSHAZI	
-----------------	---------------------------------------	-------------------------------	--

Printed: 5/3/2014 2:19:04 PM

Page 1 of 1



**FIA EUROPEAN RALLYCROSS CHAMPIONSHIP //
PRESENTED BY MONSTER ENERGY_
ROUND 1 // 3-4 MAY // MONTALEGRE (POR)_
BOMPISO RALLYCROSS OF MONTALEGRE_**

TouringCar

TC - 03

Provisional Grid Sheet for Heat 1 by the draw (Right Pole)

P5	P4	P3	P2	POLE
----	----	----	----	------

Race 1

		3	11	49
--	--	---	----	----

R1

49	Patrick MERTENS	BEL
11	Fredrik SALSTEN	NOR
3	Anders BRATEN	NOR

Race 2

	73	41	6	4
--	----	----	---	---

R2

4	Kjetil LARSEN	NOR
6	Daniel LUNDH	SWE
41	Jose FABRICA	PRT
73	Torleif LONA	NOR

These results are provisional until the conclusion of any judicial and technical inquires.

Pista Internacional de Montalegre(945/1050 m)

Published at...	Clerk of the Course Antonio PUREZA 	Timekeeper Peter MAJOSHAZI 	
-----------------	---	---	---

Printed: 5/3/2014 9:17:13 AM

Page 1 of 1



TouringCar

TC - 05

Result of Heat 1

Pos.	No.	Driver Competitor/Entrant	Nat. Car Ch.	Laps/Joker Race Nr.	Total Tm Notice	Diff	Lap1	Lap2	Lap3	Lap4	Pts.
1	6	Daniel LUNDH Daniel Lundh	SWE Volvo C30	4 / 1 Race 2	3:12.713 -		0:52.319	0:45.992	<u>0:49.033</u>	0:45.369	50
2	73	Torleif LONA Torleif Lona	NOR Ford Fiesta	4 / 1 Race 2	3:13.375 -	0:00.662	<u>0:53.282</u>	0:45.668	0:47.623	0:46.802	45
3	4	Kjetil LARSEN Kjetil Larsen	NOR Skoda Fabia	4 / 1 Race 2	3:13.983 -	0:01.270	0:50.417	<u>0:50.766</u>	0:46.830	0:45.970	42
4	11	Fredrik SALSTEN Salsten Racing	NOR Citroën DS3	4 / 1 Race 1	3:14.089 -	0:01.376	0:50.324	0:45.672	0:45.738	<u>0:52.355</u>	40
5	3	Anders BRATEN Anders Braten	NOR Ford Fiesta	4 / 1 Race 1	3:16.557 -	0:03.844	<u>0:56.291</u>	0:47.494	0:47.258	0:45.514	39
6	49	Patrick MERTENS RT Titanic	BEL VW Polo	4 / 1 Race 1	3:19.661 -	0:06.948	0:54.632	0:47.453	<u>0:50.298</u>	0:47.278	38
DNF	41	Jose FABRICA Jose Fabrica	PRT Peugeot 206	1 / 2 Race 2	- -	+3 LAP	<u>0:57.823</u>				36

Total: 7 Drivers included: DNS: 0 , DNF: 1, EXC: 0

Pista Internacional de Montalegre(945/1050 m)

Published at...	Clerk of the Course Antonio PUREZA	Timekeeper Peter MAJOSHAZI	
-----------------	---------------------------------------	-------------------------------	--

Printed: 5/3/2014 2:54:07 PM

Page 1 of 1



**FIA EUROPEAN RALLYCROSS CHAMPIONSHIP //
PRESENTED BY MONSTER ENERGY_
ROUND 1 // 3-4 MAY // MONTALEGRE (POR)_
BOMPISO RALLYCROSS OF MONTALEGRE_**

TouringCar

TC - 06

Provisional Grid Sheet for Heat 2 (Right Pole)

P5	P4	P3	P2	POLE
----	----	----	----	-------------

Race 1

		41	49	3
--	--	----	----	----------

R1

3	Anders BRATEN	NOR
49	Patrick MERTENS	BEL
41	Jose FABRICA	PRT

Race 2

	11	4	73	6
--	----	---	----	----------

R2

6	Daniel LUNDH	SWE
73	Torleif LONA	NOR
4	Kjetil LARSEN	NOR
11	Fredrik SALSTEN	NOR

These results are provisional until the conclusion of any judicial and technical inquires.

Pista Internacional de Montalegre(945/1050 m)

Published at...	Clerk of the Course Antonio PUREZA 	Timekeeper Peter MAJOSHAZI 	
-----------------	---	---	---

Printed: 5/3/2014 2:55:17 PM

Page 1 of 1



TouringCar

TC - 07

Result of Heat 2

Pos.	No.	Driver Competitor/Entrant	Nat. Car Ch.	Laps/Joker Race Nr.	Total Tm Notice	Diff	Lap1	Lap2	Lap3	Lap4	Pts.
1	73	Torleif LONA Torleif Lona	NOR Ford Fiesta	4 / 1 Race 2	3:09.809 -		0:50.541	<u>0:48.750</u>	0:45.603	0:44.915	50
2	6	Daniel LUNDH Daniel Lundh	SWE Volvo C30	4 / 1 Race 2	3:11.058 -	0:01.249	<u>0:55.041</u>	0:45.910	0:45.352	0:44.755	45
3	4	Kjetil LARSEN Kjetil Larsen	NOR Skoda Fabia	4 / 1 Race 2	3:12.615 -	0:02.806	0:49.689	0:48.038	0:46.671	<u>0:48.217</u>	42
4	11	Fredrik SALSTEN Salsten Racing	NOR Citroën DS3	4 / 1 Race 2	3:15.090 -	0:05.281	<u>0:54.584</u>	0:45.815	0:45.152	0:49.539	40
5	49	Patrick MERTENS RT Titanic	BEL VW Polo	4 / 1 Race 1	3:16.083 -	0:06.274	0:52.677	0:46.991	0:47.018	<u>0:49.397</u>	39
6	41	Jose FABRICA Jose Fabrica	PRT Peugeot 206	4 / 1 Race 1	3:26.168 -	0:16.359	0:55.010	<u>0:52.425</u>	0:48.797	0:49.936	38
7	3	Anders BRATEN Anders Braten	NOR Ford Fiesta	4 / 1 Race 1	3:26.386 -	0:16.577	0:51.022	0:46.217	<u>1:00.597</u>	0:48.550	37

Total: 7 Drivers included: DNS: 0 , DNF: 0, EXC: 0

#49 Warning flag

These results are provisional until the conclusion of any judicial and technical inquires.

Pista Internacional de Montalegre(945/1050 m)

Published at...	Clerk of the Course Antonio PUREZA	Timekeeper Peter MAJOSHAZI	
-----------------	---------------------------------------	-------------------------------	--

Printed: 5/3/2014 4:21:00 PM

Page 1 of 1

TouringCar

TC - 08

Result after Heat 2

Pos. No.	Driver Competitor/Entrant	Nat. Car Ch.	Heat 1	Heat 2	Heat 3	Heat 4	Heat Sum	Int. Pt.	SF1	SF2	Final	Ch. Pt.	Ch Sum
1 6	Daniel LUNDH Daniel Lundh	SWE Volvo C30	50 (1.) 3:12.713	45 (2.) 3:11.058			95						
2 73	Torleif LONA Torleif Lona	NOR Ford Fiesta	45 (2.) 3:13.375	50 (1.) 3:09.809			95						
3 4	Kjetil LARSEN Kjetil Larsen	NOR Skoda Fabia	42 (3.) 3:13.983	42 (3.) 3:12.615			84						
4 11	Fredrik SALSTEN Salsten Racing	NOR Citroën DS3	40 (4.) 3:14.089	40 (4.) 3:15.090			80						
5 49	Patrick MERTENS RT Titanic	BEL VW Polo	38 (6.) 3:19.661	39 (5.) 3:16.083			77						
6 3	Anders BRATEN Anders Braten	NOR Ford Fiesta	39 (5.) 3:16.557	37 (7.) 3:26.386			76						
7 41	Jose FABRICA Jose Fabrica	PRT Peugeot 206	36 (7.) DNF	38 (6.) 3:26.168			74						

7 drivers

-
-

These results are provisional until the conclusion of any judicial and technical inquiries.

Pista Internacional de Montalegre(945/1050 m)

Published at...	Clerk of the Course Antonio PUREZA	Timekeeper Peter MAJOSHAZI	
-----------------	---------------------------------------	-------------------------------	--

Printed: 5/3/2014 4:20:29 PM

Page 1 of 1

TouringCar

TC - 10

Warm-up Lap Times

Pos.	No.	Driver Competitor/Entrant	Nat. Car Ch.	Best lap	Diff	Laps	Lap1 Lap5	Lap 2 Lap 6	Lap3 Lap7	Lap4 Lap8
1	4	Kjetil LARSEN Kjetil Larsen	NOR Skoda Fabia	0:46.747		2	0:46.747	0:47.220		
2	73	Torleif LONA Torleif Lona	NOR Ford Fiesta	0:46.817	0:00.070	2	0:46.817	0:49.360		
3	3	Anders BRÅTEN Anders Braten	NOR Ford Fiesta	0:47.188	0:00.441	5	0:49.356 0:48.588	0:51.555	1:19.412	0:47.188
4	6	Daniel LUNDH Daniel Lundh	SWE Volvo C30	0:47.332	0:00.585	2	0:47.600	0:47.332		
5	11	Fredrik SALSTEN Salsten Racing	NOR Citroën DS3	0:47.357	0:00.610	2	0:49.071	0:47.357		
6	49	Patrick MERTENS RT Titanic	BEL VW Polo	0:50.671	0:03.924	2	0:50.671	0:52.865		
7	41	Jose FABRICA Jose Fabrica	PRT Peugeot 206	0:51.180	0:04.433	2	0:51.180	0:51.358		

Total:7 Drivers included DNS: 0 ,DNF: 0 , EXC: 0

These results are provisional until the conclusion of any judicial and technical inquiries.

Pista Internacional de Montalegre(945/1050 m)

Published at...	Clerk of the Course Antonio PUREZA	Timekeeper Peter MAJOSHAZI	
-----------------	---------------------------------------	-------------------------------	--

Printed: 5/4/2014 10:07:00 AM

Page 1 of 1

TouringCar

TC - 09

Provisional Grid Sheet for Heat 3 (Right Pole)

P5	P4	P3	P2	POLE
----	----	----	----	------

Race 1

		3	41	49
--	--	---	----	----

R1

- 49 Patrick MERTENS BEL
- 41 Jose FABRICA PRT
- 3 Anders BRATEN NOR

Race 2

	11	4	6	73
--	----	---	---	----

R2

- 73 Torleif LONA NOR
- 6 Daniel LUNDH SWE
- 4 Kjetil LARSEN NOR
- 11 Fredrik SALSTEN NOR

These results are provisional until the conclusion of any judicial and technical inquiries.

Pista Internacional de Montalegre(945/1050 m)

Published at...	Clerk of the Course Antonio PUREZA	Timekeeper Peter MAJOSHAZI	
-----------------	---------------------------------------	-------------------------------	--

Printed: 5/4/2014 8:42:27 AM

Page 1 of 1

TouringCar

TC - 11

Result of Heat 3

Pos.	No.	Driver Competitor/Entrant	Nat. Car Ch.	Laps/Joker Race Nr.	Total Tm Notice	Diff	Lap1	Lap2	Lap3	Lap4	Pts.
1	11	Fredrik SALSTEN Salsten Racing	NOR Citroën DS3	4 / 1 Race 2	3:21.042 -		0:52.618	0:48.711	0:48.347	<u>0:51.366</u>	50
2	6	Daniel LUNDH Daniel Lundh	SWE Volvo C30	4 / 1 Race 2	3:22.349 -	0:01.307	0:53.970	<u>0:51.709</u>	0:48.336	0:48.334	45
3	4	Kjetil LARSEN Kjetil Larsen	NOR Skoda Fabia	4 / 1 Race 2	3:27.593 -	0:06.551	<u>0:57.855</u>	0:49.779	0:50.766	0:49.193	42
4	73	Torleif LONA Torleif Lona	NOR Ford Fiesta	4 / 1 Race 2	3:27.995 -	0:06.953	<u>0:58.280</u>	0:49.792	0:51.039	0:48.884	40
5	49	Patrick MERTENS RT Titanic	BEL VW Polo	4 / 1 Race 1	3:33.728 -	0:12.686	0:56.097	<u>0:54.658</u>	0:51.540	0:51.433	39
6	41	Jose FABRICA Jose Fabrica	PRT Peugeot 206	4 / 1 Race 1	3:41.438 -	0:20.396	<u>1:01.935</u>	0:52.653	0:52.803	0:54.047	38
DNF	3	Anders BRATEN Anders Braten	NOR Ford Fiesta	0 / 1 Race 1	- -	+4 LAP					36

Total: 7 Drivers included: DNS: 0 , DNF: 1, EXC: 0

These results are provisional until the conclusion of any judicial and technical inquires.

Pista Internacional de Montalegre(945/1050 m)

Published at...	Clerk of the Course Antonio PUREZA	Timekeeper Peter MAJOSHAZI	
-----------------	---------------------------------------	-------------------------------	--

Printed: 5/4/2014 10:41:36 AM

Page 1 of 1

TouringCar

TC - 12

Result after Heat 3

Pos. No.	Driver Competitor/Entrant	Nat. Car Ch.	Heat 1	Heat 2	Heat 3	Heat 4	Heat Sum	Int. Pt.	SF1	SF2	Final	Ch. Pt.	Ch Sum
1 6	Daniel LUNDH Daniel Lundh	SWE Volvo C30	50 (1.) 3:12.713	45 (2.) 3:11.058	45 (2.) 3:22.349		140						
2 73	Torleif LONA Torleif Lona	NOR Ford Fiesta	45 (2.) 3:13.375	50 (1.) 3:09.809	40 (4.) 3:27.995		135						
3 11	Fredrik SALSTEN Salsten Racing	NOR Citroën DS3	40 (4.) 3:14.089	40 (4.) 3:15.090	50 (1.) 3:21.042		130						
4 4	Kjetil LARSEN Kjetil Larsen	NOR Skoda Fabia	42 (3.) 3:13.983	42 (3.) 3:12.615	42 (3.) 3:27.593		126						
5 49	Patrick MERTENS RT Titanic	BEL VW Polo	38 (6.) 3:19.661	39 (5.) 3:16.083	39 (5.) 3:33.728		116						
6 3	Anders BRATEN Anders Braten	NOR Ford Fiesta	39 (5.) 3:16.557	37 (7.) 3:26.386	36 (7.) DNF		112						
7 41	Jose FABRICA Jose Fabrica	PRT Peugeot 206	36 (7.) DNF	38 (6.) 3:26.168	38 (6.) 3:41.438		112						

7 drivers

-
-

These results are provisional until the conclusion of any judicial and technical inquiries.

Pista Internacional de Montalegre(945/1050 m)

Published at...	Clerk of the Course Antonio PUREZA	Timekeeper Peter MAJOSHAZI	
-----------------	---------------------------------------	-------------------------------	--

Printed: 5/4/2014 10:42:21 AM

Page 1 of 1

TouringCar

TC - 13

Provisional Grid Sheet for Heat 4 (Right Pole)

P5	P4	P3	P2	POLE
----	----	----	----	------

Race 1

		3	41	49
--	--	---	----	----

R1

49 Patrick MERTENS BEL
 41 Jose FABRICA PRT
 3 Anders BRATEN NOR

Race 2

	73	4	6	11
--	----	---	---	----

R2

11 Fredrik SALSTEN NOR
 6 Daniel LUNDH SWE
 4 Kjetil LARSEN NOR
 73 Torleif LONA NOR

These results are provisional until the conclusion of any judicial and technical inquires.

Pista Internacional de Montalegre(945/1050 m)

Published at...	Clerk of the Course Antonio PUREZA	Timekeeper Peter MAJOSHAZI	
-----------------	---------------------------------------	-------------------------------	--

Printed: 5/4/2014 10:42:50 AM

Page 1 of 1

TouringCar

TC - 14

Result of Heat 4

Pos.	No.	Driver Competitor/Entrant	Nat. Car Ch.	Laps/Joker Race Nr.	Total Tm Notice	Diff	Lap1	Lap2	Lap3	Lap4	Pts.
1	4	Kjetil LARSEN Kjetil Larsen	NOR Skoda Fabia	4 / 1 Race 2	3:05.193 -		<u>0:51.359</u>	0:44.527	0:44.457	0:44.850	50
2	6	Daniel LUNDH Daniel Lundh	SWE Volvo C30	4 / 1 Race 2	3:06.279 -	0:01.086	0:49.754	0:44.661	0:44.049	<u>0:47.815</u>	45
3	73	Torleif LONA Torleif Lona	NOR Ford Fiesta	4 / 1 Race 2	3:06.870 -	0:01.677	<u>0:53.212</u>	0:44.132	0:45.057	0:44.469	42
4	49	Patrick MERTENS RT Titanic	BEL VW Polo	4 / 1 Race 1	3:11.892 -	0:06.699	<u>0:53.793</u>	0:46.134	0:45.905	0:46.060	40
5	3	Anders BRATEN Anders Braten	NOR Ford Fiesta	4 / 1 Race 1	3:12.181 -	0:06.988	0:50.802	0:46.702	0:45.799	<u>0:48.878</u>	39
6	41	Jose FABRICA Jose Fabrica	PRT Peugeot 206	4 / 1 Race 1	3:20.067 -	0:14.874	<u>0:56.103</u>	0:47.333	0:48.262	0:48.369	38
DNF	11	Fredrik SALSTEN Salsten Racing	NOR Citroën DS3	3 / 1 Race 2	- -	+1 LAP	0:50.305	0:44.793	<u>0:48.093</u>		36

Total: 7 Drivers included: DNS: 0 , DNF: 1, EXC: 0

These results are provisional until the conclusion of any judicial and technical inquires.

Pista Internacional de Montalegre(945/1050 m)

Published at...	Clerk of the Course Antonio PUREZA	Timekeeper Peter MAJOSHAZI	
-----------------	---------------------------------------	-------------------------------	--

Printed: 5/4/2014 12:01:29 PM

Page 1 of 1

TouringCar

TC - 15

Intermediate Classification

Pos. No.	Driver Competitor/Entrant	Nat. Car	Heat 1	Heat 2	Heat 3	Heat 4	Heat Sum	Int. Pt.	SF1	SF2	Final	Ch. Pt.	Ch. Sum
1 6	Daniel LUNDH Daniel Lundh	SWE Volvo C30	50 (1.) 3:12.713	45 (2.) 3:11.058	45 (2.) 3:22.349	45 (2.) 3:06.279	185	16				0	0
2 73	Torleif LONA Torleif Lona	NOR Ford Fiesta	45 (2.) 3:13.375	50 (1.) 3:09.809	40 (4.) 3:27.995	42 (3.) 3:06.870	177	15				0	0
3 4	Kjetil LARSEN Kjetil Larsen	NOR Skoda Fabia	42 (3.) 3:13.983	42 (3.) 3:12.615	42 (3.) 3:27.593	50 (1.) 3:05.193	176	14				0	0
4 11	Fredrik SALSTEN Salsten Racing	NOR Citroën DS3	40 (4.) 3:14.089	40 (4.) 3:15.090	50 (1.) 3:21.042	36 (7.) DNF	166	13				0	0
5 49	Patrick MERTENS RT Titanic	BEL VW Polo	38 (6.) 3:19.661	39 (5.) 3:16.083	39 (5.) 3:33.728	40 (4.) 3:11.892	156	12				0	0
6 3	Anders BRATEN Anders Braten	NOR Ford Fiesta	39 (5.) 3:16.557	37 (7.) 3:26.386	36 (7.) DNF	39 (5.) 3:12.181	151	11				0	0
7 41	Jose FABRICA Jose Fabrica	PRT Peugeot 206	36 (7.) DNF	38 (6.) 3:26.168	38 (6.) 3:41.438	38 (6.) 3:20.067	150	10				0	0

7 drivers

-
-

These results are provisional until the conclusion of any judicial and technical inquires.

Pista Internacional de Montalegre(945/1050 m)

Published at...	Clerk of the Course Antonio PUREZA	Timekeeper Peter MAJOSHAZI	
-----------------	---------------------------------------	-------------------------------	--

Printed: 5/4/2014 12:02:17 PM

Page 1 of 1

TouringCar

TC - 16

Notional joker time report

Official notional joker time for Semi finals and Final

TouringCar + 3.4 seconds

				Best	Joker	Diff
6	Daniel LUNDH Daniel Lundh	SWE	Volvo C30	00:00:44.0490	00:00:47.8150	0:03.766
3	Anders BRATEN Anders Braten	NOR	Ford Fiesta	00:00:45.7990	00:00:48.8780	0:03.079
11	Fredrik SALSTEN Salsten Racing	SWE	Citroën DS3	00:00:44.7930	00:00:48.0930	0:03.300

These results are provisional until the conclusion of any judicial and technical inquiries.

Pista Internacional de Montalegre(945/1050 m)

Published at...	Clerk of the Course Antonio PUREZA	Timekeeper Peter MAJOSHAZI	
-----------------	---------------------------------------	-------------------------------	--

Printed: 5/4/2014 12:15:22 PM

Page 1 of 1

TouringCar

TC - 17

Provisional Grid for-Final

Final

Row 1

6	Daniel LUNDH Daniel Lundh	SWE	Volvo C30 TouringCar
73	Torleif LONA Torleif Lona	NOR	Ford Fiesta TouringCar

Row 2

4	Kjetil LARSEN Kjetil Larsen	NOR	Skoda Fabia TouringCar
11	Fredrik SALSTEN Salsten Racing	NOR	Citroën DS3 TouringCar

Row 3

49	Patrick MERTENS RT Titanic	BEL	VW Polo TouringCar
3	Anders BRATEN Anders Braten	NOR	Ford Fiesta TouringCar

Sporting Regulation 15.6.4 : If a driver is unable to take his place in the Final, he will be substituted by the next qualifier (the Semi-finalist with the highest points score in the event who is not already in the Final).

-
-

Next qualifier (7-)

41 Jose FABRICA PRT 10

These results are provisional until the conclusion of any judicial and technical inquires.

Pista Internacional de Montalegre(945/1050 m)

Published at...	Clerk of the Course Antonio PUREZA	Timekeeper Peter MAJOSHAZI	
-----------------	---------------------------------------	-------------------------------	--

Printed: 5/4/2014 12:19:13 PM

Page 1 of 1

TouringCar

TC - 19

Result of Final

Pos.	No.	Driver Competitor/Entrant	Nat.	Car	Laps	Total Tm	Diff	JL	Lap1 Lap5	Lap 2 Lap 6	Lap3 Lap7	Lap4 Lap8	Ch. Pt.
1	73	Torleif LONA Torleif Lona	NOR	Ford Fiesta	6	4:37.592		1	0:53.825 0:44.598	0:45.173 0:44.665	0:45.028	0:44.303	8
2	4	Kjetil LARSEN Kjetil Larsen	NOR	Skoda Fabia	6	4:42.710	0:05.118	1	0:50.983 0:45.799	0:48.896 0:46.145	0:45.130	0:45.757	5
3	3	Anders BRATEN Anders Braten	NOR	Ford Fiesta	6	4:42.939	0:05.347	1	0:54.648 0:45.429	0:47.048 0:45.812	0:44.745	0:45.257	4
4	49	Patrick MERTENS RT Titanic	BEL	VW Polo	6	4:47.276	0:09.684	1	0:56.172 0:47.023	0:46.828 0:45.607	0:45.653	0:45.993	3
5	41	Jose FABRICA Jose Fabrica	PRT	Peugeot 206	6	4:57.412	0:19.820	1	0:57.536 0:47.369	0:48.222 0:48.800	0:47.739	0:47.746	2
6	6	Daniel LUNDH Daniel Lundh	SWE	Volvo C30	2	1:34.687	+4 LAP	1	0:50.038	0:44.649			1

These results are provisional until the conclusion of any judicial and technical inquiries.

Pista Internacional de Montalegre(945/1050 m)

Published at...	Clerk of the Course Antonio PUREZA	Timekeeper Peter MAJOSHAZI	
-----------------	---------------------------------------	-------------------------------	--

Printed: 5/4/2014 2:35:56 PM

Page 1 of 1

TouringCar

TC - 21

Official results

Pos. No.	Driver Competitor/Entrant	Nat. Car	Heat 1	Heat 2	Heat 3	Heat 4	Heat Sum	Int. Pt.	SF1	SF2	Final	Ch. Pt.	Ch Sum
1 73	Torleif LONA Torleif Lona	NOR Ford Fiesta	45 3:13.375	50 3:09.809	40 3:27.995	42 3:06.870	177	15			8 (1.) 4:37.592	23	23
2 4	Kjetil LARSEN Kjetil Larsen	NOR Skoda Fabia	42 3:13.983	42 3:12.615	42 3:27.593	50 3:05.193	176	14			5 (2.) 4:42.710	19	19
3 3	Anders BRATEN Anders Braten	NOR Ford Fiesta	39 3:16.557	37 3:26.386	36 DNF	39 3:12.181	151	11			4 (3.) 4:42.939	15	15
4 49	Patrick MERTENS RT Titanic	BEL VW Polo	38 3:19.661	39 3:16.083	39 3:33.728	40 3:11.892	156	12			3 (4.) 4:47.276	15	15
5 41	Jose FABRICA Jose Fabrica	PRT Peugeot 206	36 DNF	38 3:26.168	38 3:41.438	38 3:20.067	150	10			2 (5.) 4:57.412	12	12
6 6	Daniel LUNDH Daniel Lundh	SWE Volvo C30	50 3:12.713	45 3:11.058	45 3:22.349	45 3:06.279	185	16			1 (6.) +4 LAP	17	17
7 11	Fredrik SALSTEN Salsten Racing	NOR Citroën DS3	40 3:14.089	40 3:15.090	50 3:21.042	36 DNF	166	13				13	13

Pista Internacional de Montalegre(945/1050 m)

Published at...	Steward Jukka WESTERBACK	Steward Harald KLEMMANN	Steward João ZEHNA	
-----------------	-----------------------------	----------------------------	-----------------------	--

Page 1 of 1

TouringCar

TC - 22

Provisional Championship standing TouringCar

Pos.	No.	Driver	Nat.	Car	Rd1 POR	Rd2 GBR	Rd3 NOR	Rd4 FIN	Rd5 SWE	Rd6 BEL	Rd8 FRA	Rd9 GER	Rd10 ITA	Pen.	Ch. Pt
1	73	Torleif LONA	NOR	Ford Fiesta	23									0	23
2	4	Kjetil LARSEN	NOR	Skoda Fabia	19									0	19
3	6	Daniel LUNDH	SWE	Volvo C30	17									0	17
4	3	Anders BRATEN	NOR	Ford Fiesta	15									0	15
5	49	Patrick MERTENS	BEL	VW Polo	15									0	15
6	11	Fredrik SALSTEN	NOR	Citroën DS3	13									0	13
7	41	Jose FABRICA	PRT	Peugeot 206	12									0	12

These results are provisional until the conclusion of any judicial and technical inquires.

Pista Internacional de Montalegre(945/1050 m)