



**FORMULA 1  
GROSSER PREIS  
VON ÖSTERREICH 2017**

**SPIELBERG  
07-08-09 JULY**



**formulaone<sup>TM</sup>media**

OFFICIAL MEDIA KIT



## CONTENTS

### I. RED BULL RING

- 3 Milestones: Österreichring – A1 Ring – Red Bull Ring
- 4 History of the Red Bull Ring
- 6 Red Bull Ring – Circuit in Detail
- 7 Red Bull Ring – Circuit Map

### II. MEDIA SERVICE

- 8 Timetable
- 10 Media Accreditation Centre – Opening Hours
- 10 Media Accreditation Centre – Location
- 11 Media Centre – Opening Hours
- 11 Media Centre – Location
- 12 Photo Shuttle Service
- 12 Press Conferences

### III. FIA FORMULA 1 WORLD CHAMPIONSHIP 2017

- 13 Calendar
- 14 Australian Grand Prix – Results
- 16 Chinese Grand Prix – Results
- 18 Bahrain Grand Prix – Results
- 20 Russian Grand Prix – Results
- 22 Spanish Grand Prix – Results
- 24 Monaco Grand Prix – Results
- 26 Canadian Grand Prix – Results
- 28 Grand Prix of Europe – Results
- 30 Austrian Grand Prix
- 31 British Grand Prix
- 32 Hungarian Grand Prix
- 33 Belgian Grand Prix
- 34 Italian Grand Prix
- 35 Singapore Grand Prix
- 36 Malaysian Grand Prix
- 37 Japanese Grand Prix
- 38 American Grand Prix
- 39 Mexican Grand Prix
- 40 Brazilian Grand Prix
- 41 Abu Dhabi Grand Prix

- 42 Drivers' World Championship 2017 Intermediate Ranking
- 42 Constructors' World Championship 2017 Intermediate Ranking

### IV. TEAMS AND DRIVERS 2017

- 43 List of Drivers
- 44 Overview of Driver Stats
- 45 Mercedes AMG Petronas F1 Team
- 45 Scuderia Ferrari
- 46 Red Bull Racing
- 46 Williams Martini Racing
- 47 Scuderia Toro Rosso
- 47 Sahara Force India F1 Team
- 48 McLaren Honda Formula 1 Team
- 48 Sauber F1 Team
- 49 Renault Sport Formula 1 Team
- 49 Haas F1 Team

### V. FIA FORMULA 1 WORLD CHAMPIONSHIP 2016

- 50 Drivers' World Championship 2016
- 51 Race Winners 2016
- 51 Constructors' World Championship 2016

## MILESTONES: ÖSTERREICHRING – A1 RING – RED BULL RING



- 1969** Österreichring opens
- 1970** Jochen Rindt is the idol of the masses. More than 100,000 people cheer him on at his home Grand Prix, which he drops out of after 22 laps. Jochen Rindt dies a few weeks later in Monza.
- 1984** Niki Lauda wins his home Grand Prix
- 1996** A1 Ring opens
- 1997** Formula 1 returns to the new A1 Ring. Gerhard Berger competes in his last race.
- 2003** Michael Schumacher wins his last Formula 1 Grand Prix at the A1 Ring.
- 2011** The Red Bull Ring opens its gates on 15 May 2011, offering a new home for motor sports enthusiasts from Austria and beyond.
- 2014** Formula 1 returns to Spielberg. Tens of thousands of fans look forward to a motor sports spectacle par excellence, as well as an unusual supporting programme.



## HISTORY OF THE RED BULL RING

FIVE DECADES FULL OF MOTORSPORT

**At the Red Bull Ring, one can breathe decades of motor racing history that have left their mark on the race track. Spectacular Formula 1 races took place there from 1963 to 2003, initially on the airfield at Zeltweg, and later on the current grounds of the Red Bull Ring. Jochen Rindt and Niki Lauda, Alain Prost and Michael Schumacher – they all lapped the legendary circuit over the years. Now, the Red Bull Ring is about to take Spielberg to a new era of motor racing. History started to be made there again in April 2011.**

The race held in 1963 on the military airstrip at Zeltweg was given the title 'First Grand Prix of Austria', but did not yet have world championship status. In the 1960s, Formula 1 was still a relatively low-budget affair so, after the convivial experience in the Steiermark region, a lot of love and persuasion was used to pull off an F1 World Championship race there in 1964. The cost of getting a car onto the starting grid back then was the equivalent of around € 100,000 now, a fee which has since multiplied by around three hundred. The race was not bad – aside from the exit of top stars like Jim Clark, Graham Hill, Dan Gurney and John Surtees. Their more delicate vehicles fell victim to the surface of the airstrip, and for such a bumpy track there could be no future in Formula 1. So that was that. There were proud memories, but then, with the emergence of Jochen Rindt, motor racing acquired a new status in Austria; and at the same time, politicians were trying to find ways of promoting a structurally weak region.

*"This track offers a fantastic symbiosis of architecture and landscape. I know of no other course anywhere in the world which is set so magnificently within an attractive area. The new tracks tend to be sterile and derive their impact from monumental structures which have nothing to do with racing as such. Here, the ups and downs amid the landscape offer something more personal in nature. To me, it is if the track has some kind of connection with its whole surroundings."*

**Dr. Helmut Marko, winner of the very first race (1969) at the Österreichring on a Chevrolet Camaro. It was the first support race of the opening event. Marko also won the second heat (Formula V), and we find a 20-year-old Niki Lauda in eighth position on that race's list.**

That is how the Österreichring came to be built not far from the Zeltweg airfield, in the municipality of Spielberg. It was opened in 1969, and 1970 saw its first Formula 1 World Championship race, while the sport was still within reasonable financial bounds. What was really exciting about that period was the contest to build Europe's fastest racetrack, faster than the Hockenheimring (which still had its long forest sections) and Spa-Francorchamps. A backdrop of a hundred thousand spectators was also quite remarkable, but what was even more exciting was, of course, the fact that world championship-leading Austrian Jochen Rindt entered the race, although he had to drop out because of a defect. It was his last world championship race; Jochen Rindt died three weeks later during a practice session for the Grand Prix at Monza. No-one could have imagined it at the time but Rindt was actually to be followed by some sort of successor and new heroes tackled the Ring which was, despite being one of the fastest, also one of the safest race tracks of its age. But it took much of his career for Niki Lauda to actually win a world championship race there, having made his debut at the Österreichring 15 years earlier; an Austrian victory finally came in 1984 and was crucial for his third world championship title.



*"I think it's brilliant that Austria once again has a world-class race track alongside everything else that is so special about the region – it's nothing short of a tradition now. To me, the first hanging left-hand corner in the twisty downhill section is one of the most challenging bends in the entire calendar. It used to be called the Lauda Corner. Not a bad name, don't you think?"*

**Niki Lauda came eighth in the Formula V race on the Österreichring's opening day in 1969, and in 1984 became the first and only Austrian to win an Austrian Grand Prix, for McLaren-TAG-Turbo.**

The Ring was much more than just a Formula 1 showplace. Countless races involving touring cars and lower racing formulas provided young talents with early opportunities. A 19-year-old Gerhard Berger raced around a track for the very first time there (in a 1600 cc Escort), and over the years that followed earned himself a kind of local citizenship. "Just thinking about arriving there with the Alfasud behind me on the trailer makes my heart beat faster. I felt at home there, and I used to really let rip, whether in the Alfasud or in Formula Ford." A milestone in the new Formula 1 era was the extraordinary average speed of 248 km/h achieved by Nelson Piquet in a practice lap in 1984 aboard a Brabham with the famous BMW turbo engine. Gerhard Berger arrived at Formula 1 just in time to experience the high-point of the turbo craze. His Benetton-BMW is reputed to have put out 1,300 horsepower in practice in 1986. It had almost too much power for its own good.



*"The turbo years were the wildest time in Formula 1. And the Ring was tailor-made for a gut-feeling driver like me, and simply the best racing track in the world – ideal for my senses, so that I could experience and push the limit. When it came to corner-sequence, extreme speed and undulations, no other track could offer such an exciting mix – it was motor racing in its purest form."*

**Gerhard Berger participated in his very first race on the Österreichring (1978, Ford Escort), and dropped out in the lead at the F1 race in 1986 (at the high-point of the turbo era, in a Benetton-BMW with more than 1000 horsepower).**

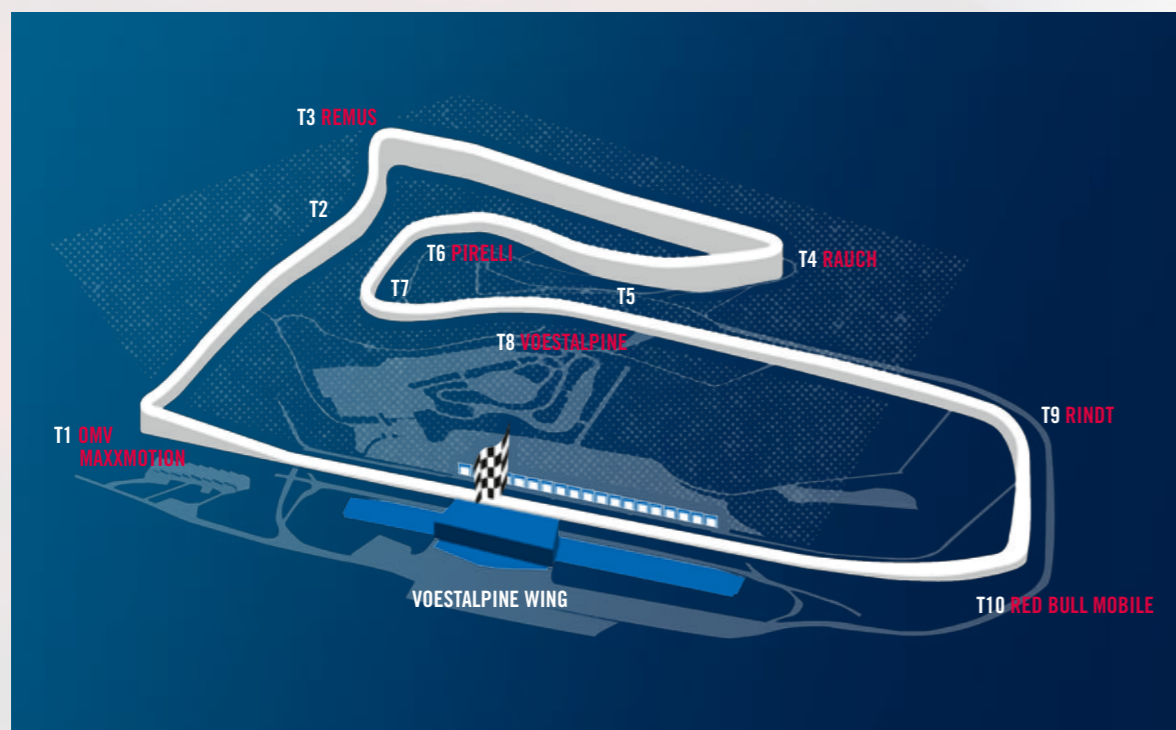
As the turbo era was superseded by a new engine formula, the politics of Formula 1 marketing also changed; things became more aggressive, people wanted to see more money, and special arrangements were sought in state and regional politics. Amid those circumstances, two truly messy and dramatic pile-ups in the first lap of the 1987 Grand Prix provided a good excuse to rearrange the Formula 1 calendar and cross Austria off the list. When a fresh start was made after a ten year hiatus, both sides had gone to some lengths to accommodate each other, but the undisputed benefit was the existence of a 'safe', 'modern' track which, while continuing to make use of the geography of the Aichfeld area and the track's situation in a river basin, now satisfied the sport's new sense of proportion, and even set new trends in it. Of course, losing the long top-speed straight in the west was a shame but the new, shorter version of the track made up for this loss by accentuating the site's arena-like effect. There were seven Grand Prix races from that point onwards, some of which were fabulous, some of which patchy (team orders), until gradually, the underlying conditions behind the broader global Formula 1 vision changed, as did the political environment in Austria itself. The last Formula 1 race in 2003 was followed by a period of uncertainty as to the future of the Ring. But after protracted planning, which was much scrutinised in its environmental aspects, the Red Bull Ring entered operation in April 2011.



## RED BULL RING – CIRCUIT DETAILS

The new Red Bull Ring complies with all current international safety standards. This means that every type of racing permitted under FIA (four-wheel) rules can be held there. Its length is 4.3 three kilometres, and its routing is the same as that used from 1996 to 2003 on the layout designed by the world's most famous Grand Prix track architect, Hermann Tilke.

Part of what makes this race track attractive is the sloping terrain around it which creates a natural arena. Natural areas help solving the discrepancy between safety and the closeness of the spectators to the action in the best possible way. In the best spots, one practically sits above the race cars and can spot the drivers in their cockpits as they break, tackle accelerate out of the corners which gives one the feeling of being part of the action; at most other tracks you are so far away you have to use binoculars. Certain places allow views of two thirds of the track, and it is not unusual to witness the now-rare spectacle of cars powersliding; the road surface lends itself to powersliding more than newly designed tracks. Since 2011, the Ring has welcomed many major top-class racing series such as the German Touring Car Championship DTM and hosted many exciting races in various classes. The aim is to offer a balanced season programme with a mix of race events, presentations, testing, and public activities.



**Name der Rennstrecke:** Red Bull Ring  
**Länge der Strecke:** 4,318 km  
**Kurvenanzahl:** 10 (2 links, 7 rechts)

**Seehöhe:** 677 m  
**Maximale Steigung:** 12 %  
**Maximales Gefälle:** 9,3 %  
**Breite der Strecke:** 12–13 m

**Rundenanzahl:** 71  
**Gesamtdistanz:** 306,58 km  
**Rundenrekord:**  
M. Schumacher (2003): 1:08.337

## RED BULL RING – SITE MAP



- |  |                                       |  |  |
|--|---------------------------------------|--|--|
| KFZ-PARKPLÄTZE / PARKING                           | F1 FANZONE                            | FEUERWEHR / FIRE BRIGADE                   | STEHPLÄTZE / GENERAL ADMISSION   |
| SONDERPARKPLÄTZE A, B, C / SPECIAL PARKING A, B, C | BANKOMAT / CASH MACHINE               | SPEED CLUB IM LANDHOTEL SCHÖNBERGHOF       | TRIBÜNE NORD / GRANDSTAND NORTH  |
| BUSPARKPLÄTZE / BUS PARKING                        | FAMILY AREA                           | INFO POINT – LOST & FOUND                  | TRIBÜNE START-ZIEL / GRANDSTAND START-FINISH                           |
| FAHRRADABSTELLPLÄTZE / BIKE PARKING                | SPEISEN & GETRÄNKE / FOOD & BEVERAGES | INFO POINT 1 / TOURISM INFORMATION         | TICKETVERKAUF / TICKET SALE  |
| BARRIEREFREIE PARKPLÄTZE / DISABILITY PARKING      | WC / RESTROOMS                        | FUßGÄNGERBRÜCKE / PEDESTRIAN BRIDGE        | TICKETVERKAUF & TICKETABHOLUNG<br>TICKET SALE & TICKET PICK-UP STATION |
| CAMPINGPLATZ / CAMP SITE                           | ERSTE HILFE / FIRST AID               | RED BULL TRIBÜNE / RED BULL GRANDSTAND     |  |
| HITRADIO Ö3 BÜHNE / HITRADIO Ö3 STAGE              | POLIZEI / POLICE                      | STEIERMARK TRIBÜNE / STEIERMARK GRANDSTAND |  |



## TIMETABLE

### FORMULA 1 AUSTRIAN GRAND PRIX 2017

#### THURSDAY

10:00 – 16:00	FIA	INITIAL SCRUTINEERING
13:00 – 15:00	FORMULA ONE	TRACK CLOSED FIA/FOM SYSTEMS CHECKS – TRACK ACCESS RESTRICTED TO FIA/FOM ONLY
13:45	FIA	TRACK INSPECTION, TRACK COMPLETELY CLEAR
14:00 – 15:00	FIA	HIGH SPEED TRACK TEST – FIA SAFETY AND MEDICAL CARS
15:00	FORMULA ONE	PRESS CONFERENCE – PRESS ROOM
15:00 – 15:30	PROMOTER ACTIVITY	SAFETY CAR PRIZE WINNERS' TAXI RIDES RED BULL RACING F1 DRIVERS' TAXI DRIVES
15:30 – 18:30	PROMOTER ACTIVITY	3 DAY TICKET HOLDERS PIT LANE WALK ONLY
16:00	FORMULA ONE	TEAM MANAGERS' MEETING
17:00	FIA FORMULA 2	DRIVERS' MEETING
17:30	FIA FORMULA 2	DRIVERS' MEETING
18:00	FORMULA ONE	F1 EXPERIENCE – PIT LANE WALK
18:30 – 19:00	FORMULA ONE	F1 EXPERIENCE – TRACK TOUR

#### FRIDAY

08:45 – 09:45	PADDOCK CLUB	PADDOCK CLUB PIT LANE WALK
09:20	FIA	MEDICAL INSPECTION
09:30 – 09:45	FIA	TRACK INSPECTION AND TRACK TEST
<b>10:00 – 11:30<sup>1</sup></b>	<b>FORMULA ONE</b>	<b>FIRST PRACTICE SESSION</b>
11:40 – 11:50	PROMOTER ACTIVITY	MOTORBIKE STUNT RIDER
12:00 – 12:45 <sup>1</sup>	FIA FORMULA 2	PRACTICE SESSION
12:50 – 13:45	PADDOCK CLUB	PADDOCK CLUB PIT LANE WALK
12:55 – 13:25	PADDOCK CLUB	PADDOCK CLUB PIT LANE WALK
13:00	PORSCHE MOBIL 1 SUPERCUP	DRIVERS MEETING
13:30 – 13:40	FIA	TRACK INSPECTION
<b>14:00 – 15:30<sup>1</sup></b>	<b>FORMULA ONE</b>	<b>SECOND PRACTICE SESSION</b>
15:40 – 15:50	PROMOTER ACTIVITY	MOTORBIKE STUNT RIDER
15:55 – 16:25	FIA FORMULA 2	QUALIFYING SESSION
16:00 – 17:00	FORMULA ONE	PRESS CONFERENCE – PRESS ROOM
16:45 – 17:30 <sup>1</sup>	PORSCHE MOBIL 1 SUPERCUP	PRACTICE SESSION
17:00	FORMULA ONE	DRIVERS MEETING
17:50 – 18:35 <sup>1</sup>	GP3 SERIES	PRACTICE SESSION
19:00 – 19:30	PROMOTER ACTIVITY	MARSHAL PIT LANE WALK

\* These times refer to the start of the formation lap.

<sup>1</sup> Fixed end session

<sup>2</sup> Approximate finishing time

#### SATURDAY

08:30 – 09:15	FORMULA ONE	TEAM PIT STOP PRACTICE
08:30 – 09:35	PADDOCK CLUB	PADDOCK CLUB PIT LANE WALK
08:30 – 09:00	PADDOCK CLUB	PADDOCK CLUB TRACK TOUR
09:00	FIA	MEDICAL INSPECTION
09:05 – 09:10	FIA	TRACK INSPECTION
09:25 – 09:55	GP3 SERIES	QUALIFYING SESSION
10:10 – 10:20	PROMOTER ACTIVITY	MOTORBIKE STUNT RIDER
10:30 – 10:45	FIA	TRACK INSPECTION AND SAFETY CAR TEST
<b>11:00 – 12:00<sup>1</sup></b>	<b>FORMULA ONE</b>	<b>THIRD PRACTICE SESSION</b>
12:25 – 12:55	PORSCHE MOBIL 1 SUPERCUP	QUALIFYING SESSION
13:00 – 13:45	PADDOCK CLUB	PADDOCK CLUB PIT LANE WALK
13:00 – 13:30	PADDOCK CLUB	PADDOCK CLUB TRACK TOUR
13:10 – 13:20	PROMOTER ACTIVITY	MOTORBIKE STUNT RIDER
13:30 – 13:40	FIA	TRACK INSPECTION
<b>14:00 – 15:00</b>	<b>FORMULA ONE</b>	<b>QUALIFYING SESSION</b>
15:20	FIA FORMULA 2	PIT LANE OPEN
15:25	FIA FORMULA 2	PIT LANE CLOSED
<b>15:35* – 16:40<sup>2</sup></b>	<b>FIA FORMULA 2</b>	<b>FIRST RACE (40 LAPS OR 60 MINS)</b>
16:45 – 16:50	PROMOTER ACTIVITY	MOTORBIKE STUNT RIDER
17:00	FIA FORMULA 2	PRESS CONFERENCE
17:00	GP3 SERIES	PIT LANE OPEN
17:05	GP3 SERIES	PIT LANE CLOSED
<b>17:10* – 17:55<sup>2</sup></b>	<b>GP3 SERIES</b>	<b>FIRST RACE (24 LAPS OR 40 MINS)</b>
18:05 – 18:45	PROMOTOR ACTIVITY	F1 LEGENDS PARADE – TRACK FAMILIARISATION

#### SUNDAY

08:15	FIA	MEDICAL INSPECTION
08:30 – 08:45	FIA	TRACK INSPECTION AND TRACK TEST
09:00	GP3 SERIES	PIT LANE OPEN
09:05	GP3 SERIES	PIT LANE CLOSED
<b>09:10* – 09:45<sup>2</sup></b>	<b>GP3 SERIES</b>	<b>SECOND RACE (18 LAPS OR 30 MINS)</b>
10:05	FIA FORMULA 2	PIT LANE OPEN
10:10	FIA FORMULA 2	PIT LANE CLOSED
<b>10:20* – 11:10<sup>2</sup></b>	<b>FIA FORMULA 2</b>	<b>SECOND RACE (28 LAPS OR 30 MINS)</b>
11:30	FIA FORMULA 2	PRESS CONFERENCE
<b>11:30* – 12:05<sup>2</sup></b>	<b>PORSCHE MOBIL 1 SUPERCUP</b>	<b>RACE (16 LAPS OR 30 MINS)</b>
12:15 – 13:05	PADDOCK CLUB	PADDOCK CLUB PIT LANE WALK
12:30	FORMULA ONE	DRIVERS' TRACK PARADE
12:20 – 12:45	PADDOCK CLUB	PADDOCK CLUB TRACK TOUR
12:45 – 13:05	PROMOTOR ACTIVITY	F1 LEGENDS PARADE
13:05 – 13:25 <sup>2</sup>	PROMOTOR ACTIVITY	THE FLYING BULLS AIR SHOW
13:10 – 13:25	PROMOTOR ACTIVITY	STARTING GRID PRESENTATION
13:00	FIA	MEDICAL INSPECTION
13:10 – 13:20	FIA	TRACK INSPECTION
13:30	FORMULA ONE	PIT LANE OPEN
13:40	FORMULA ONE	PIT LANE CLOSED GRID FORMATION
13:46	FORMULA ONE	NATIONAL ANTHEM
<b>14:00* – 16:00<sup>2</sup></b>	<b>FORMULA ONE</b>	<b>GRAND PRIX (71 LAPS OR 120 MINS)</b>

\* These times refer to the start of the formation lap.

<sup>1</sup> Fixed end session

<sup>2</sup> Approximate finishing time



## OPENING HOURS

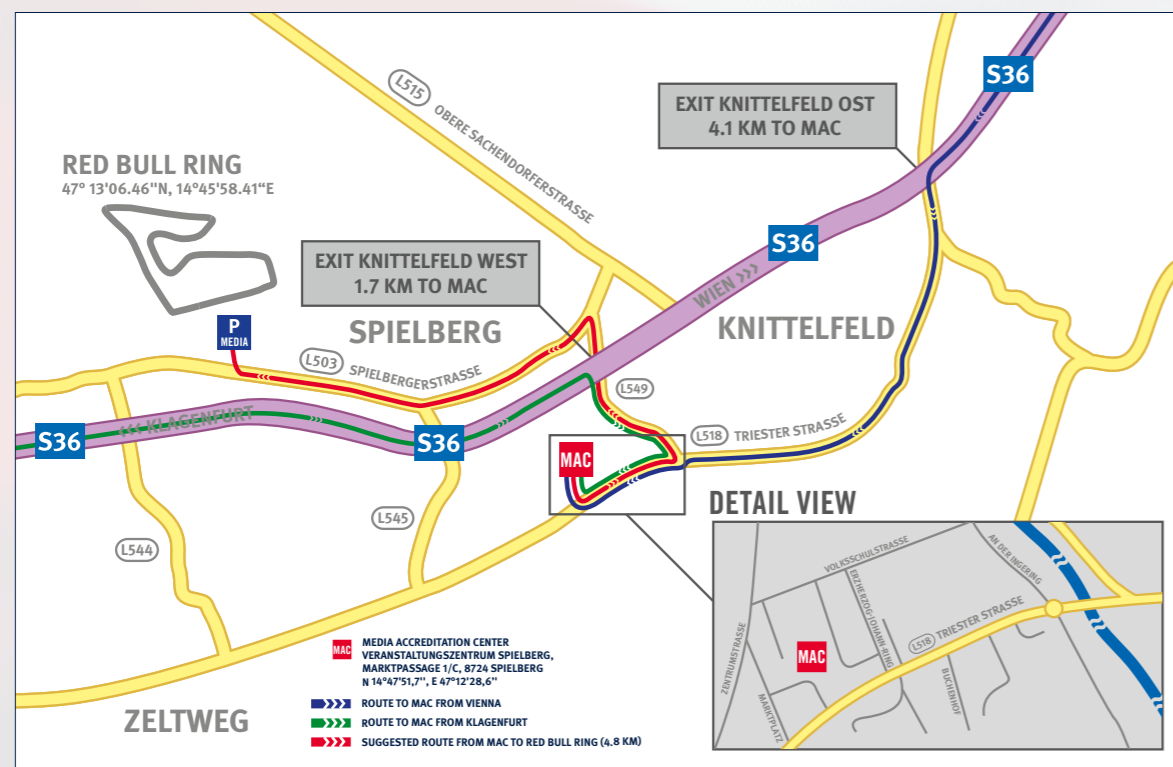
### Media Accreditation Centre:

Thursday	8am – 6pm
Friday	8am – 4pm
Saturday	8am – 12pm
Sunday	8am – 11am

### Veranstaltungszentrum Spielberg

Marktpassage 1/C  
 8724 Spielberg

## LOCATION OF MAC

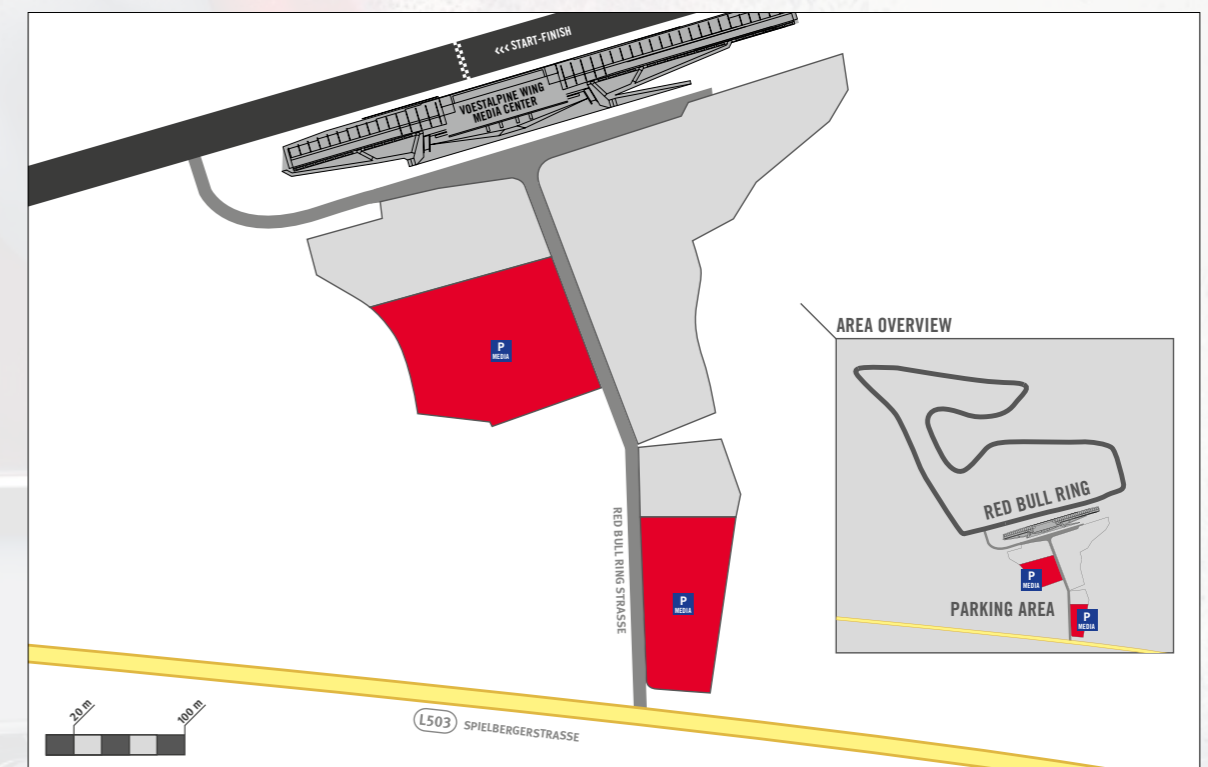


## OPENING HOURS

### Media Centre:

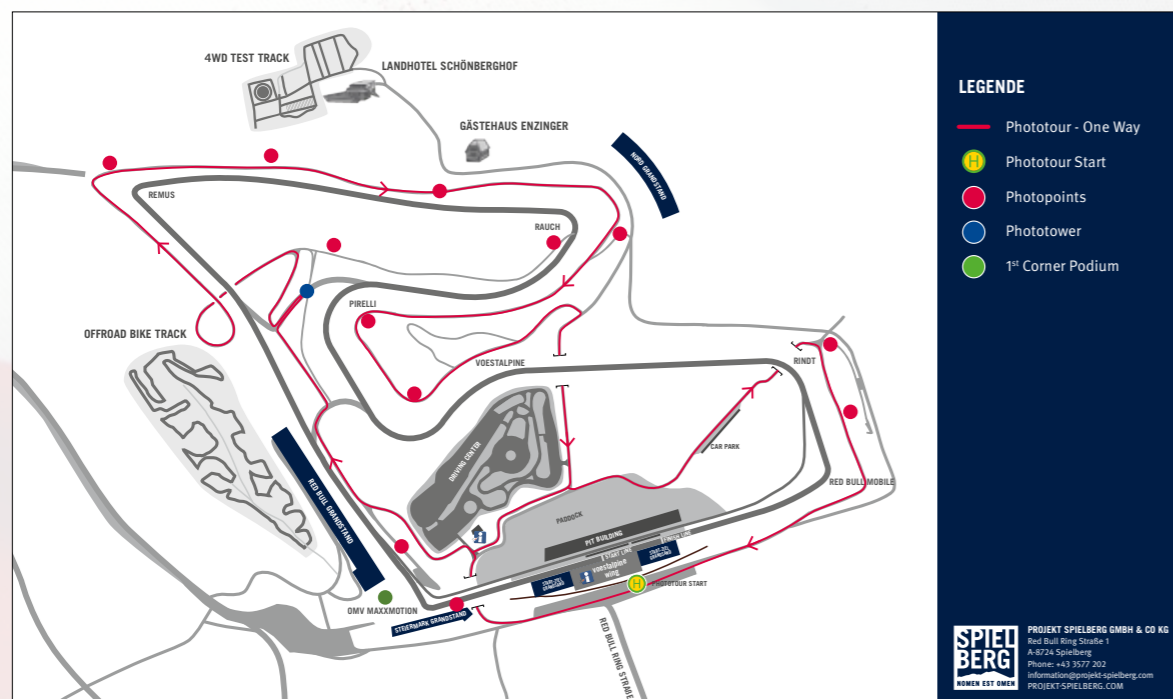
Thursday	9am – 10pm
Friday	7am – 11pm
Saturday	7am – 11pm
Sunday	7am – until the last journalist leaves the MC

## LOCATION OF MC





## PHOTO-SHUTTLE-SERVICE



## FIA FORMULA 1 WORLD CHAMPIONSHIP 2017

### RACE CALENDAR

DATE	RACE	TRACK	LOCATION
26. March	AUSTRALIAN GRAND PRIX	Melbourne Grand Prix Circuit	Melbourne
09. April	CHINESE GRAND PRIX	Shanghai International Circuit	Shanghai
16. April	BAHRAIN GRAND PRIX	Bahrain International Circuit	Bahrain
30. April	RUSSIAN GRAND PRIX	Sochi Autodrom	Sochi
14. May	SPANISH GRAND PRIX	Circuit de Barcelona-Catalunya	Barcelona
28. May	MONACO GRAND PRIX	Circuit de Monaco	Monte Carlo
11. June	CANADIAN GRAND PRIX	Circuit Gilles Villeneuve	Montréal
25. June	GRAND PRIX OF EUROPE	Baku City Circuit	Baku
09. July	AUSTRIAN GRAND PRIX	Red Bull Ring	Spielberg
16. July	BRITISH GRAND PRIX	Silverstone Circuit	Silverstone
30. July	HUNGARIAN GRAND PRIX	Hungaroring	Budapest
27. August	BELGIAN GRAND PRIX	Circuit de Spa-Francorchamps	Spa-Francorchamps
03. September	ITALIAN GRAND PRIX	Autodromo Nazionale Monza	Monza
17. September	SINGAPORE GRAND PRIX	Marina Bay Street Circuit	Singapur
01. October	MALAYSIAN GRAND PRIX	Sepang International Circuit	Kuala Lumpur
08. October	JAPANESE GRAND PRIX	Suzuka International Racing Course	Suzuka
22. October	UNITED STATES GRAND PRIX	Circuit of the Americas	Austin
29. October	MEXICAN GRAND PRIX	Autódromo Hermanos Rodríguez	Mexico City
12. November	BRAZILIAN GRAND PRIX	Autódromo José Carlos Pace	Sao Paulo
26. November	ABU DHABI GRAND PRIX	Yas Marina Circuit	Abu Dhabi

## PRESS CONFERENCES

Thursday	3pm
Friday	4pm
Saturday	after qualifying
Sunday	after the race

An online version of the media kit is available at [www.fia.com](http://www.fia.com)



## AUSTRALIAN GRAND PRIX – MELBOURNE

26. MARCH 2017 / MELBOURNE GRAND PRIX CIRCUIT

<b>First Grand Prix</b>	1996	<b>Number of Laps</b>	58	<b>Circuit Length</b>	5.303 km	<b>Race Distance</b>	307.574 km
<b>Lap Record</b>	1:24.125 by Michael Schumacher (2004)						



## AUSTRALIAN GRAND PRIX – MELBOURNE

RESULTS

Pos.	Nr.	Driver	Team	Lap	Time	Points
01	05	Sebastian Vettel	Ferrari	57	1:24:11.672	25
02	44	Lewis Hamilton	Mercedes	57	+9.975s	18
03	77	Valtteri Bottas	Mercedes	57	+11.250s	15
04	07	Kimi Räikkönen	Ferrari	57	+22.393s	12
05	33	Max Verstappen	Red Bull Racing	57	+28.827s	10
06	19	Felipe Massa	Williams	57	+83.386s	08
07	11	Sergio Perez	Force India	56	+1 lap	06
08	55	Carlos Sainz	Toro Rosso	56	+1 lap	04
09	26	Daniil Kvyat	Toro Rosso	56	+1 lap	02
10	31	Esteban Ocon	Force India	56	+1 lap	01
11	27	Nico Hulkenberg	Renault	56	+1 lap	0
12	36	Antonio Giovinazzi	Sauber	55	+2 laps	0
13	02	Stoffel Vandoorne	McLaren	55	+2 laps	0
NC	14	Fernando Alonso	McLaren	50	DNF	0
NC	20	Kevin Magnussen	Haas	46	DNF	0
NC	18	Lance Stroll	Williams	40	DNF	0
NC	03	Daniel Ricciardo	Red Bull Racing	25	DNF	0
NC	09	Marcus Ericsson	Sauber	21	DNF	0
NC	30	Jolyon Palmer	Renault	15	DNF	0
NC	08	Romain Grosjean	Haas	13	DNF	0



## CHINESE GRAND PRIX – SHANGHAI

09. APRIL 2017 / SHANGHAI INTERNATIONAL CIRCUIT

<b>First Grand Prix</b>	2004	<b>Number of Laps</b>	56	<b>Circuit Length</b>	5.451 km	<b>Race Distance</b>	305.066 km
<b>Lap Record</b>	1:32.238 by Michael Schumacher (2004)						



## CHINESE GRAND PRIX – SHANGHAI

RESULTS

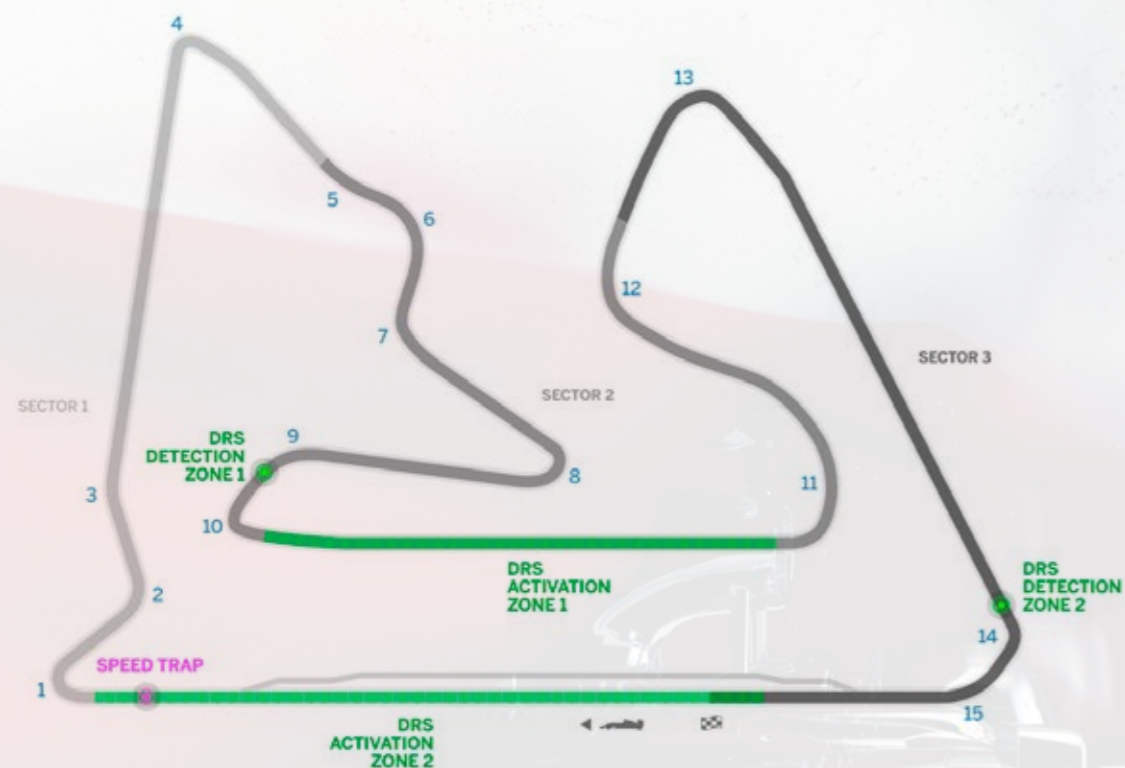
Pos.	Nr.	Driver	Team	Laps	Time	Points
01	44	Lewis Hamilton	Mercedes	56	1:37:36.158	25
02	05	Sebastian Vettel	Ferrari	56	+6.250s	18
03	33	Max Verstappen	Red Bull Racing	56	+45.192s	15
04	03	Daniel Ricciardo	Red Bull Racing	56	+46.035s	12
05	07	Kimi Räikkönen	Ferrari	56	+48.076s	10
06	77	Valtteri Bottas	Mercedes	56	+48.808s	08
07	55	Carlos Sainz	Toro Rosso	56	+72.893s	06
08	20	Kevin Magnussen	Haas	55	+1 lap	04
09	11	Sergio Perez	Force India	55	+1 lap	02
10	31	Esteban Ocon	Force India	55	+1 lap	01
11	08	Romain Grosjean	Haas	55	+1 lap	0
12	27	Nico Hulkenberg	Renault	55	+1 lap	0
13	30	Jolyon Palmer	Renault	55	+1 lap	0
14	19	Felipe Massa	Williams	55	+1 lap	0
15	09	Marcus Ericsson	Sauber	55	+1 lap	0
NC	14	Fernando Alonso	McLaren	33	DNF	0
NC	26	Daniil Kvyat	Toro Rosso	18	DNF	0
NC	02	Stoffel Vandoorne	McLaren	17	DNF	0
NC	36	Antonio Giovinazzi	Sauber	03	DNF	0
NC	18	Lance Stroll	Williams	0	DNF	0



## BAHRAIN GRAND PRIX – SAKHIR

16. APRIL 2017 / BAHRAIN INTERNATIONAL CIRCUIT

<b>First Grand Prix</b>	2004	<b>Number of Laps</b>	57	<b>Circuit Length</b>	5.421 km	<b>Race Distance</b>	308.238 km
<b>Lap Record</b>	1:31.447 by Pedro de la Rosa (2005)						



## BAHRAIN GRAND PRIX – SAKHIR

RESULTS

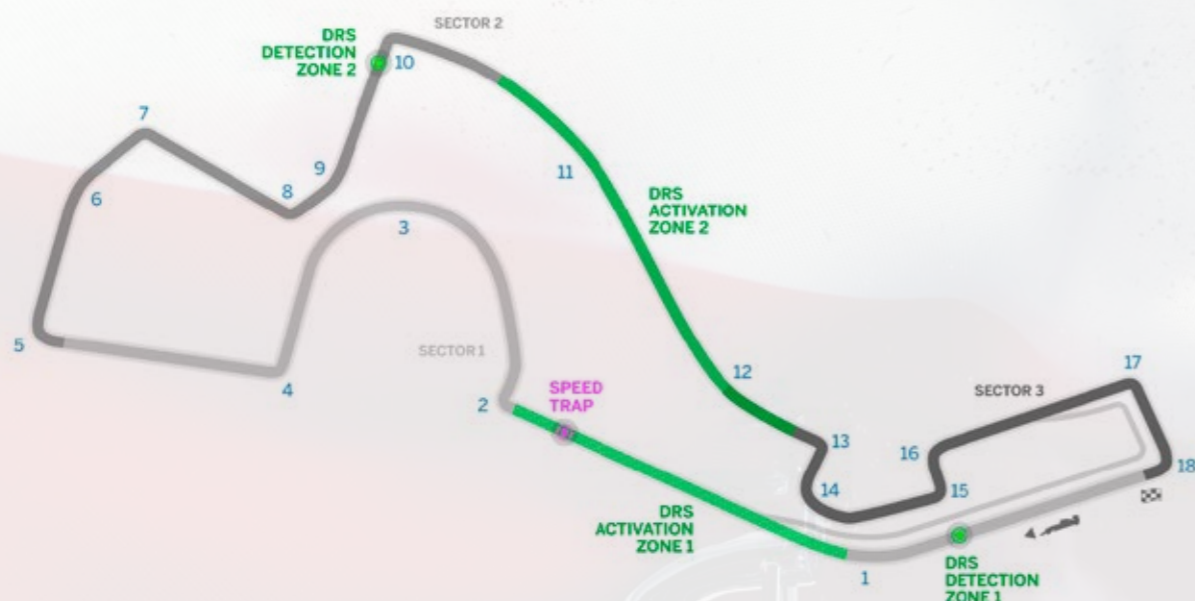
Pos.	Nr.	Driver	Team	Laps	Time	Points
01	05	Sebastian Vettel	Ferrari	57	1:33:53.374	25
02	44	Lewis Hamilton	Mercedes	57	+6.660s	18
03	77	Valtteri Bottas	Mercedes	57	+20.397s	15
04	07	Kimi Räikkönen	Ferrari	57	+22.475s	12
05	03	Daniel Ricciardo	Red Bull Racing	57	+39.346s	10
06	19	Felipe Massa	Williams	57	+54.326s	08
07	11	Sergio Perez	Force India	57	+62.606s	06
08	08	Romain Grosjean	Haas	57	+74.865s	04
09	27	Nico Hulkenberg	Renault	57	+80.188s	02
10	31	Esteban Ocon	Force India	57	+95.711s	01
11	94	Pascal Wehrlein	Sauber	56	+1 lap	0
12	26	Daniil Kvyat	Toro Rosso	56	+1 lap	0
13	30	Jolyon Palmer	Renault	56	+1 lap	0
14	14	Fernando Alonso	McLaren	54	DNF	0
NC	09	Marcus Ericsson	Sauber	50	DNF	0
NC	55	Carlos Sainz	Toro Rosso	12	DNF	0
NC	18	Lance Stroll	Williams	12	DNF	0
NC	33	Max Verstappen	Red Bull Racing	11	DNF	0
NC	20	Kevin Magnussen	Haas	08	DNF	0
NC	02	Stoffel Vandoorne	McLaren	0	DNS	0



## RUSSIAN GRAND PRIX – SOCHI

30. APRIL 2017 / SOCHI AUTODROM

First Grand Prix	2014	Number of Laps	53	Circuit Length	5.848 km	Race Distance	309.745 km
Lap Record	1:36.844 by Kimi Räikkönen (2017)						



## RUSSIAN GRAND PRIX – SOCHI

RESULTS

Pos.	Nr.	Driver	Team	Laps	Time	Points
01	77	Valtteri Bottas	Mercedes	52	1:28:08.743	25
02	05	Sebastian Vettel	Ferrari	52	+0.617s	18
03	07	Kimi Räikkönen	Ferrari	52	+11.000s	15
04	44	Lewis Hamilton	Mercedes	52	+36.320s	12
05	33	Max Verstappen	Red Bull Racing	52	+60.416s	10
06	11	Sergio Perez	Force India	52	+86.788s	08
07	31	Esteban Ocon	Force India	52	+95.004s	06
08	27	Nico Hulkenberg	Renault	52	+96.188s	04
09	19	Felipe Massa	Williams	51	+1 lap	02
10	55	Carlos Sainz	Toro Rosso	51	+1 lap	01
11	18	Lance Stroll	Williams	51	+1 lap	0
12	26	Daniil Kvyat	Toro Rosso	51	+1 lap	0
13	20	Kevin Magnussen	Haas	51	+1 lap	0
14	02	Stoffel Vandoorne	McLaren	51	+1 lap	0
15	09	Marcus Ericsson	Sauber	51	+1 lap	0
16	94	Pascal Wehrlein	Sauber	50	+2 laps	0
NC	03	Daniel Ricciardo	Red Bull Racing	05	DNF	0
NC	30	Jolyon Palmer	Renault	0	DNF	0
NC	08	Romain Grosjean	Haas	0	DNF	0
NC	14	Fernando Alonso	McLaren	0	DNS	0



## SPANISH GRAND PRIX – CATALUNYA

14. MAY 2017 / CIRCUIT DE BARCELONA-CATALUNYA

<b>First Grand Prix</b>	1991	<b>Number of Laps</b>	66	<b>Circuit Length</b>	4.655 km	<b>Race Distance</b>	307.104 km
<b>Lap Record</b>	1:21.670 by Kimi Räikkönen (2008)						



## SPANISH GRAND PRIX – CATALUNYA

RESULTS

Pos.	Nr.	Driver	Team	Laps	Time	Points
01	44	Lewis Hamilton	Mercedes	66	1:35:56.497	25
02	5	Sebastian Vettel	Ferrari	66	+3.490s	18
03	3	Daniel Ricciardo	Red Bull Racing	66	+75.820s	15
04	11	Sergio Perez	Force India	65	+1 lap	12
05	31	Esteban Ocon	Force India	65	+1 lap	10
06	27	Nico Hulkenberg	Renault	65	+1 lap	08
07	55	Carlos Sainz	Toro Rosso	65	+1 lap	06
08	94	Pascal Wehrlein	Sauber	65	+1 lap	04
09	26	Daniil Kvyat	Toro Rosso	65	+1 lap	02
10	8	Romain Grosjean	Haas	65	+1 lap	01
11	9	Marcus Ericsson	Sauber	64	+2 laps	0
12	14	Fernando Alonso	McLaren	64	+2 laps	0
13	19	Felipe Massa	Williams	64	+2 laps	0
14	20	Kevin Magnussen	Haas	64	+2 laps	0
15	30	Jolyon Palmer	Renault	64	+2 laps	0
16	18	Lance Stroll	Williams	64	+2 laps	0
NC	77	Valtteri Bottas	Mercedes	38	DNF	0
NC	2	Stoffel Vandoorne	McLaren	32	DNF	0
NC	33	Max Verstappen	Red Bull Racing	1	DNF	0
NC	7	Kimi Räikkönen	Ferrari	0	DNF	0



## MONACO GRAND PRIX – MONTE CARLO

28. MAY 2017 / CIRCUIT DE MONACO

**First Grand Prix** / 1950   **Number of Laps** / 78   **Circuit Length** / 3.337 km   **Race Distance** / 260.286 km  
**Lap Record** / 1:14.820 Sergio Perez (2017)



## MONACO GRAND PRIX – MONTE CARLO

RESULTS

Pos.	Nr.	Driver	Team	Laps	Time	Points
01	5	Sebastian Vettel	Ferrari	78	1:44:44.340	25
02	7	Kimi Räikkönen	Ferrari	78	+3.145s	18
03	3	Daniel Ricciardo	Red Bull Racing	78	+3.745s	15
04	77	Valtteri Bottas	Mercedes	78	+5.517s	12
05	33	Max Verstappen	Red Bull Racing	78	+6.199s	10
06	55	Carlos Sainz	Toro Rosso	78	+12.038s	08
07	44	Lewis Hamilton	Mercedes	78	+15.801s	06
08	8	Romain Grosjean	Haas Ferrari	78	+18.150s	04
09	19	Felipe Massa	Williams	78	+19.445s	02
10	20	Kevin Magnussen	Haas	78	+21.443s	01
11	30	Jolyon Palmer	Renault	78	+22.737s	0
12	31	Esteban Ocon	Force India	78	+23.725s	0
13	11	Sergio Perez	Force India	78	+49.089s	0
14	26	Daniil Kvyat	Toro Rosso	71	DNF	0
15	18	Lance Stroll	Williams	71	DNF	0
NC	2	Stoffel Vandoorne	McLaren	66	DNF	0
NC	9	Marcus Ericsson	Sauber	63	DNF	0
NC	22	Jenson Button	McLaren	57	DNF	0
NC	94	Pascal Wehrlein	Sauber	57	DNF	0
NC	27	Nico Hulkenberg	Renault	15	DNF	0



## CANADIAN GRAND PRIX – MONTRÉAL

11. JUNE 2017 / CIRCUIT GILLES-VILLENEUVE

**First Grand Prix** 1978 **Number of Laps** 70 **Circuit Length** 4.361 km **Race Distance** 305.270 km  
**Lap Record** 1:13.622 by Rubens Barrichello (2004)



## CANADIAN GRAND PRIX – MONTRÉAL

RESULTS

Pos.	Nr.	Driver	Team	Laps	Time	Points
01	44	Lewis Hamilton	Mercedes	70	1:33:05.154	25
02	77	Valtteri Bottas	Mercedes	70	+19.783s	18
03	3	Daniel Ricciardo	Red Bull Racing	70	+35.297s	15
04	5	Sebastian Vettel	Ferrari	70	+35.907s	12
05	11	Sergio Perez	Force India	70	+40.476s	10
06	31	Esteban Ocon	Force India	70	+40.716s	08
07	7	Kimi Räikkönen	Ferrari	70	+58.632s	06
08	27	Nico Hulkenberg	Renault	70	+60.374s	04
09	18	Lance Stroll	Williams	69	+1 lap	02
10	8	Romain Grosjean	Haas	69	+1 lap	01
11	30	Jolyon Palmer	Renault	69	+1 lap	0
12	20	Kevin Magnussen	Haas	69	+1 lap	0
13	9	Marcus Ericsson	Sauber	69	+1 lap	0
14	2	Stoffel Vandoorne	McLaren	69	+1 lap	0
15	94	Pascal Wehrlein	Sauber	68	+2 laps	0
16	14	Fernando Alonso	McLaren	66	DNF	0
NC	26	Daniil Kvyat	Toro Rosso	54	DNF	0
NC	33	Max Verstappen	Red Bull Racing	10	DNF	0
NC	19	Felipe Massa	Williams	0	DNF	0
NC	55	Carlos Sainz	Toro Rosso	0	DNF	0



## GRAND PRIX OF EUROPE – BAKU

25. JUNE 2017 / BAKU CITY CIRCUIT

First Grand Prix	2016	Number of Laps	51	Circuit Length	6.003 km	Race Distance	306.049 km
Lap Record	1:46.485 by Nico Rosberg (2016)						



## GRAND PRIX OF EUROPE – BAKU

RESULTS

Pos.	Nr.	Driver	Team	Laps	Time	Points
01	3	Daniel Ricciardo	Red Bull Racing	51	2:03:55.573	25
02	77	Valtteri Bottas	Mercedes	51	+3.904s	18
03	18	Lance Stroll	Williams	51	+4.009s	15
04	5	Sebastian Vettel	Ferrari	51	+5.976s	12
05	44	Lewis Hamilton	Mercedes	51	+6.188s	10
06	31	Esteban Ocon	Force India	51	+30.298s	08
07	20	Kevin Magnussen	Haas	51	+41.753s	06
08	55	Carlos Sainz	Toro Rosso	51	+49.400s	04
09	14	Fernando Alonso	McLaren	51	+59.551s	02
10	94	Pascal Wehrlein	Sauber	51	+89.093s	01
11	9	Marcus Ericsson	Sauber	51	+91.794s	0
12	2	Stoffel Vandoorne	McLaren	51	+92.160s	0
13	8	Romain Grosjean	Haas	50	+1 lap	0
14	7	Kimi Räikkönen	Ferrari	46	DNF	0
NC	11	Sergio Perez	Force India	39	DNF	0
NC	19	Felipe Massa	Williams	25	DNF	0
NC	27	Nico Hulkenberg	Renault	24	DNF	0
NC	33	Max Verstappen	Red Bull Racing	12	DNF	0
NC	26	Daniil Kvyat	Toro Rosso	09	DNF	0
NC	30	Jolyon Palmer	Renault	07	DNF	0



**AUSTRIAN GRAND PRIX – SPIELBERG**

09. JULY 2017 / RED BULL RING

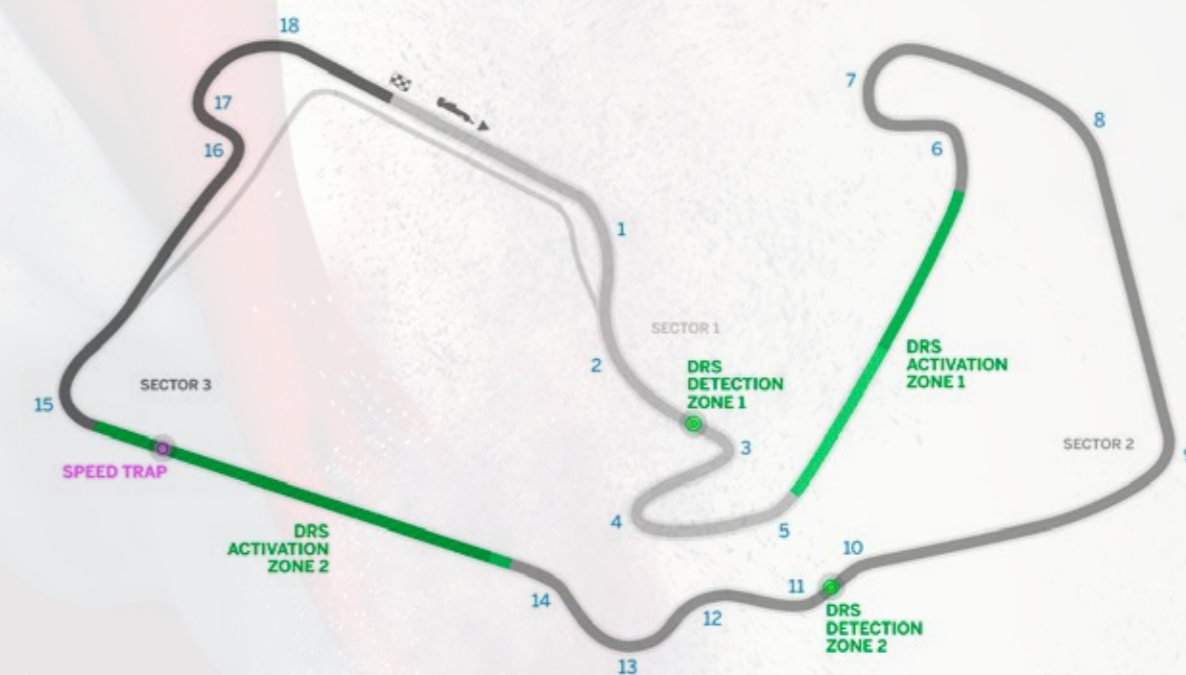
**First Grand Prix** / 1970 **Number of Laps** / 71 **Circuit Length** / 4.318 km **Race Distance** / 306,580 km  
**Lap Record** / 1:06.228 by Lewis Hamilton (2016)



**BRITISH GRAND PRIX – SILVERSTONE**

16. JULY 2017 / SILVERSTONE

**First Grand Prix** / 1950 **Number of Laps** / 52 **Circuit Length** / 5.891 km **Race Distance** / 306.198 km  
**Lap Record** / 1:33.401 by Mark Webber (2013)





## HUNGARIAN GRAND PRIX – BUDAPEST

30. JULY 2017 / HUNGARORING

First Grand Prix / 1986    Number of Laps / 70    Circuit Length / 4.381 km    Race Distance / 306.630 km  
Lap Record / 1:19.071 by Michael Schumacher (2004)



## BELGIAN GRAND PRIX – SPA-FRANCORCHAMPS

27. AUGUST 2017 / CIRCUIT DE SPA-FRANCORCHAMPS

First Grand Prix / 1950    Number of Laps / 44    Circuit Length / 7.004 km    Race Distance / 308.052 km  
Lap Record / 1:47.263 by Sebastian Vettel (2009)

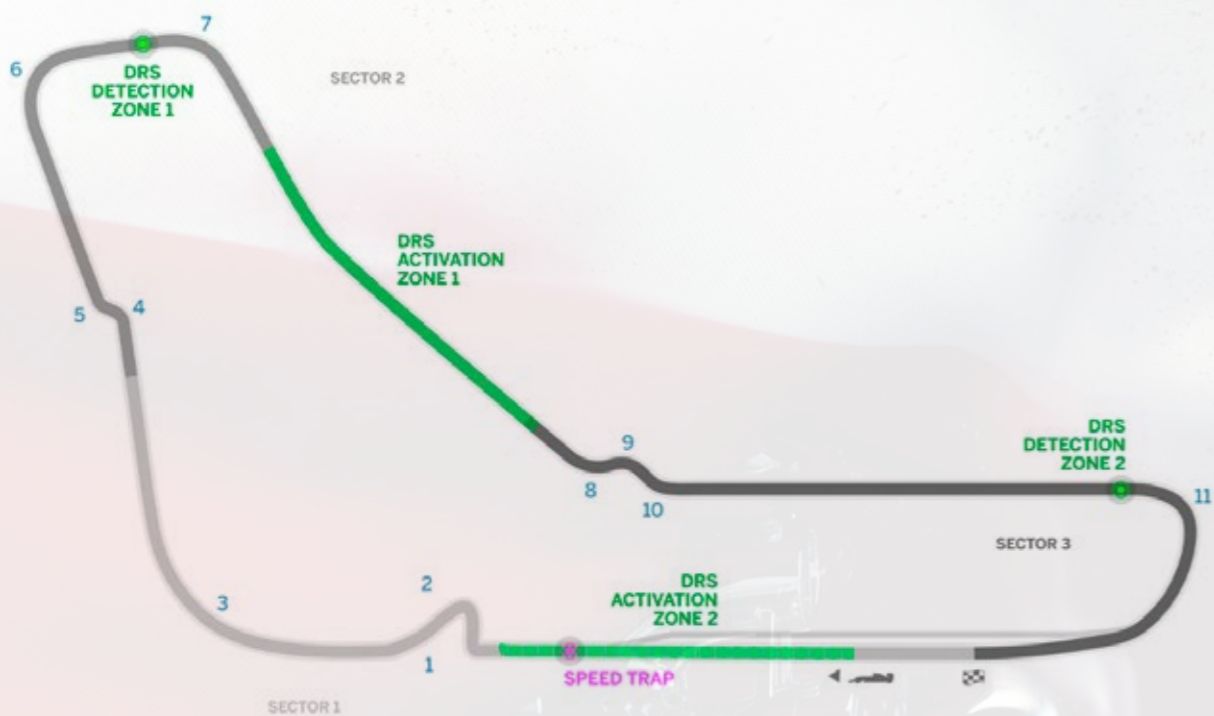




## ITALIAN GRAND PRIX – MONZA

03 . SEPTEMBER 2017 / AUTODROME NAZIONALE MONZA

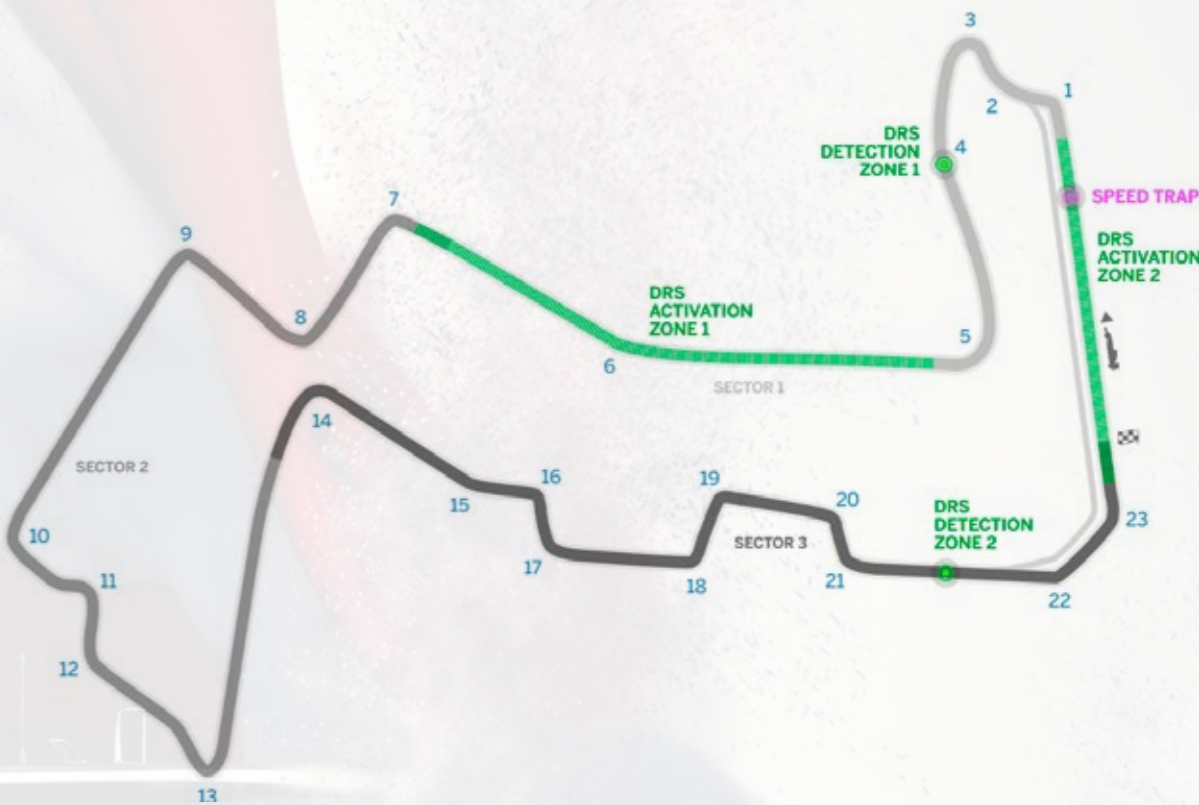
**First Grand Prix** / 1950   **Number of Laps** / 53   **Circuit Length** / 5.793 km   **Race Distance** / 306.720 km  
**Lap Record** / 1:21.046 by Rubens Barrichello (2004)



## SINGAPORE GRAND PRIX – SINGAPORE

17 . SEPTEMBER 2017 / MARINA BAY STREET CIRCUIT

**First Grand Prix** / 2008   **Number of Laps** / 61   **Circuit Length** / 5.065 km   **Race Distance** / 308.828 km  
**Lap Record** / 1:47.187 by Daniel Ricciardo (2016)

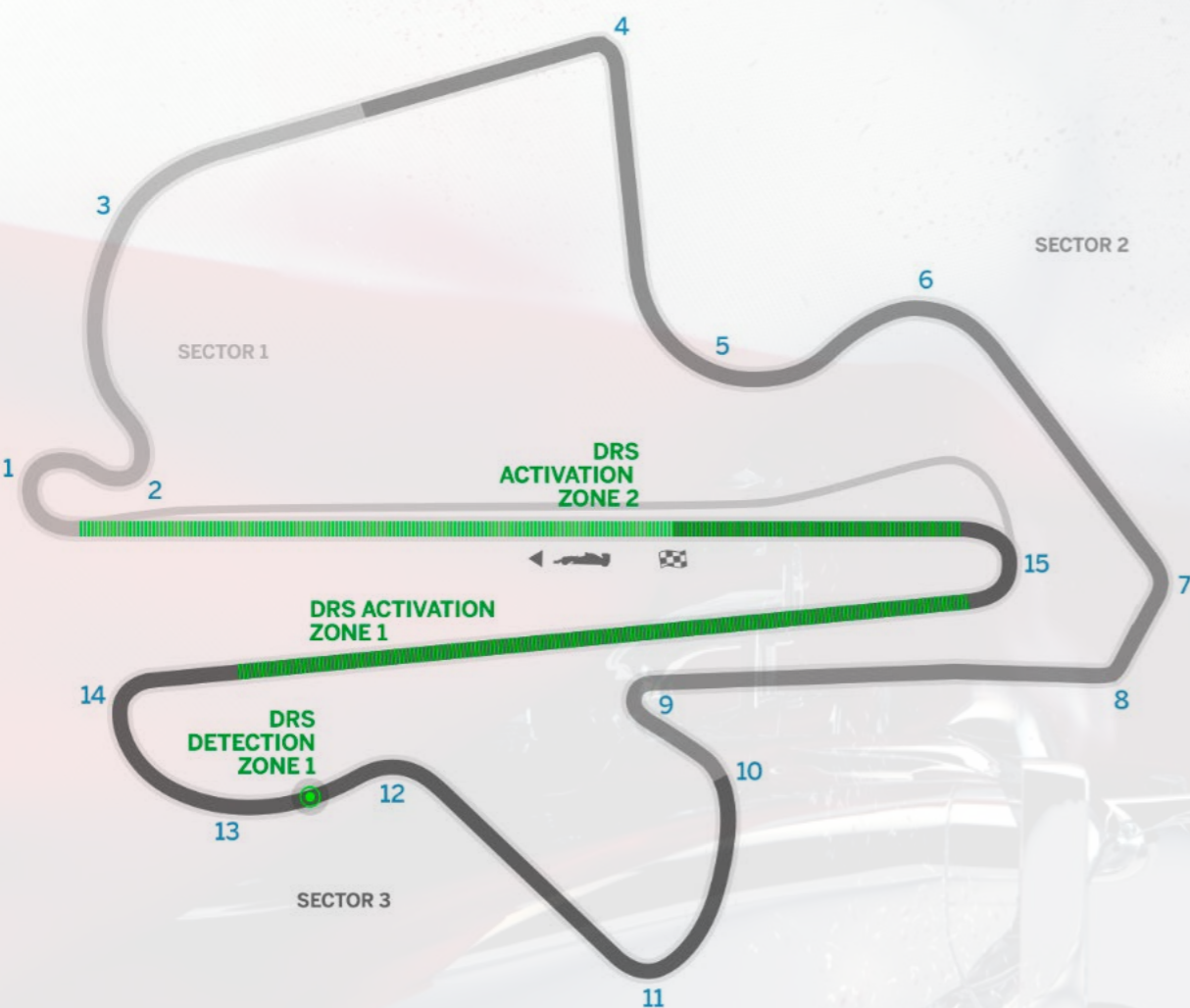




## MALYSIAN GRAND PRIX – KUALA LUMPUR

01. OCTOBER 2017 / SEPANG INTERNATIONAL CIRCUIT

First Grand Prix	1999	Number of Laps	56	Circuit Length	5.543 km	Race Distance	310.408 km
Lap Record	1:34.223 by Juan Pablo Montoya (2004)						



## JAPANESE GRAND PRIX – SUZUKA

08. OCTOBER 2017 / SUZUKA INTERNATIONAL CIRCUIT

First Grand Prix	1987	Number of Laps	53	Circuit Length	5.807 km	Race Distance	307.471 km
Lap Record	1:31.540 by Kimi Räikkönen (2005)						





## UNITED STATES GRAND PRIX – AUSTIN

22. OCTOBER 2017 / CIRCUIT OF THE AMERICAS

First Grand Prix	2012	Number of Laps	56	Circuit Length	5.513 km	Race Distance	308.405 km
Lap Record	1:39.347 by Sebastian Vettel (2012)						



## MEXICAN GRAND PRIX – MEXICO CITY

29. OCTOBER 2017 / AUTÓDROMO HERMANOS RODRÍGUEZ

First Grand Prix	1963	Number of Laps	71	Circuit Length	4.304 km	Race Distance	305.354 km
Lap Record	1:20.521 by Nico Rosberg (2015)						

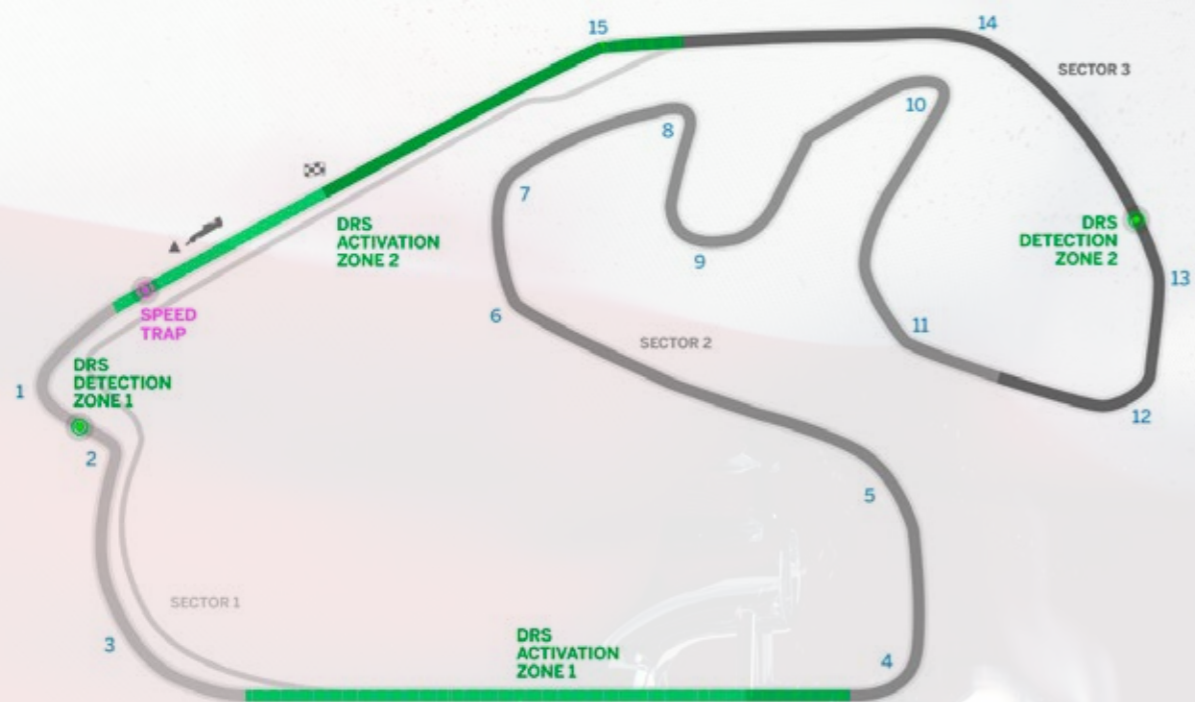




## BRAZILIAN GRAND PRIX – SAO PAULO

12. NOVEMBER 2017 / AUTÓDROMO JOSÉ CARLOS PACE

**First Grand Prix** / 1973 **Number of Laps** / 71 **Circuit Length** / 4.309 km **Race Distance** / 305.909 km  
**Lap Record** / 1:11.473 by Juan Pablo Montoya (2004)



## ABU DHABI GRAND PRIX – YAS MARINA

26. NOVEMBER 2017 / YAS MARINA CIRCUIT

**First Grand Prix** / 2009 **Number of Laps** / 55 **Circuit Length** / 5.554 km **Race Distance** / 305.355 km  
**Lap Record** / 1:40.279 by Sebastian Vettel (2009)





## FIA FORMULA 1 DRIVERS' WORLD CHAMPIONSHIP 2017

INTERMEDIATE RANKING (8 OF 20 RACES) / 26 JUNE 2017

Pos.	Driver	Team	Points
1	Sebastian Vettel	Ferrari	153
2	Lewis Hamilton	Mercedes	139
3	Valtteri Bottas	Mercedes	111
4	Daniel Ricciardo	Red Bull Racing	92
5	Kimi Räikkönen	Ferrari	73
6	Max Verstappen	Red Bull Racing	45
7	Sergio Perez	Force India	44
8	Esteban Ocon	Force India	35
9	Carlos Sainz	Toro Rosso	29
10	Felipe Massa	Williams	20
11	Nico Hulkenberg	Renault	18
12	Lance Stroll	Williams	17
13	Kevin Magnussen	Haas	11
14	Romain Grosjean	Haas	10
15	Pascal Wehrlein	Sauber	5
16	Daniil Kvyat	Toro Rosso	4
17	Fernando Alonso	McLaren	2
18	Jolyon Palmer	Renault	0
19	Marcus Ericsson	Sauber	0
20	Stoffel Vandoorne	McLaren	0
21	Antonio Giovinazzi	Sauber	0

## LIST OF DRIVERS

Nr.	Driver	Nation	Team
44	Lewis Hamilton	Großbritannien	Mercedes
77	Valtteri Bottas	Finnland	Mercedes
03	Daniel Ricciardo	Australien	Red Bull Racing
33	Max Verstappen	Belgien	Red Bull Racing
05	Sebastian Vettel	Deutschland	Ferrari
07	Kimi Räikkönen	Finnland	Ferrari
11	Sergio Perez	Mexiko	Force India
31	Esteban Ocon	Frankreich	Force India
18	Lance Stroll	Kanada	Williams
19	Felipe Massa	Brasilien	Williams
02	Stoffel Vandoorne	Belgien	McLaren
14	Fernando Alonso	Spanien	McLaren
26	Daniil Kvyat	Russland	Toro Rosso
55	Carlos Sainz	Spanien	Toro Rosso
08	Romain Grosjean	Frankreich	Haas
20	Kevin Magnussen	Dänemark	Haas
27	Nico Hülkenberg	Deutschland	Renault
30	Jolyon Palmer	Großbritannien	Renault
09	Marcus Ericsson	Schweden	Sauber
94	Pascal Wehrlein	Deutschland	Sauber
36	Antonio Giovinazzi	Italien	Sauber

## FIA FORMULA 1 CONSTRUCTORS' WORLD CHAMPIONSHIP 2017

INTERMEDIATE RANKING (8 OF 20 RACES) / 26 JUNE 2017

Pos.	Team	Points
1	Mercedes	250
2	Ferrari	226
3	Red Bull Racing	137
4	Force India	79
5	Williams	37
6	Toro Rosso	33
7	Haas	21
8	Renault	18
9	Sauber	05
10	McLaren	02



## OVERVIEW OF DRIVER STATS


STAND: 26. JUNE 2017

Driver	F1-Debut	Starts	Poles	Wins	WC-Titels
Lewis Hamilton	2007	196	65	56	2008, 2014, 2015
Valtteri Bottas	2013	86	2	1	
Daniel Ricciardo	2011	117	1	5	
Max Verstappen	2015	48	1	1	
Sebastian Vettel	2007	187	48	45	2010, 2011, 2012, 2013
Kimi Räikkönen	2001	261	17	20	2007
Sergio Perez	2011	124	0	0	
Esteban Ocon	2016	17	0	0	
Lance Stroll	2017	8	0	0	
Felipe Massa	2002	259	16	11	
Stoffel Vandoorne	2016	9	0	0	
Fernando Alonso	2001	281	22	32	2005, 2006
Jenson Button	2000	309	8	15	2009
Daniil Kvyat	2014	67	0	0	
Carlos Sainz	2015	48	0	0	
Romain Grosjean	2009	112	1	0	
Kevin Magnussen	2014	49	0	0	
Nico Hülkenberg	2010	125	1	0	
Jolyon Palmer	2016	29	0	0	
Marcus Ericsson	2014	64	0	0	
Pascal Wehrlein	2016	27	0	0	
Antonio Giovinazzi	2017	2	0	0	

## MERCEDES AMG PETRONAS F1 TEAM

Country:	Germany	First Season:	1970
Headquarters:	Brackley, UK	Constructors' Titles:	3
Team Manager:	Toto Wolff	Best Position:	1 (x 59)
Technical Manager:	James Allison	Pole Positions:	71
		Fastest Lap:	42
Car:	F1 W08 EQ Power+		
Engine:	Mercedes		



	Lewis Hamilton	Valtteri Bottas
<b>Contry</b>	United Kingdom	Finnland
<b>Date of Birth</b>	07/01/1985	28/08/1989
<b>Place of Birth</b>	Stevenage	Nastola
<b>Best Starting Position</b>	1	1
<b>No. of GP Races</b>	196	86
<b>Podium Finishes</b>	109	14
<b>Best Position</b>	1 (x 56)	1 (x 1)
<b>Championship Titles</b>	3	0



## SCUDERIA FERRARI

Country:	Italy	First Season:	1950
Headquarters:	Maranello, Italy	Constructors' Titles:	16
Team Manager:	Maurizio Arrivabene	Best Position:	1 (x 228)
Technical Manager:	Mattia Binotto	Pole Positions:	203
		Fastest Lap:	239
Car:	SF70H		
Engine:	Ferrari		

	Sebastian Vettel	Kimi Räikkönen
<b>Country</b>	Germany	Finnland
<b>Date of Birth</b>	03/07/1987	17/10/1979
<b>Place of Birth</b>	Heppenheim	Espoo
<b>Best Starting Position</b>	1	1
<b>No. of GP Races</b>	187	261
<b>Podium Finishes</b>	92	86
<b>Best Position</b>	1 (x 45)	1 (x 20)
<b>Championship Titles</b>	4	1



Stand: 26.06.2017



## RED BULL RACING

Country: Austria  
 Headquarters: Milton Keynes, UK  
 Team Manager: Christian Horner  
 Technical Manager: Adrian Newey  
 Car: RB13  
 Engine: TAG Heuer

First Season: 1997  
 Constructors' Titles: 4  
 Best Position: 1 (x 53)  
 Pole Positions: 58  
 Fastest Lap: 52

	Daniel Ricciardo	Max Verstappen
Country	Australia	Netherlands
Date of Birth	01/07/1989	30/09/1997
Place of Birth	Perth	Hasselt
Best Starting Position	1	2
No. of GP Races	117	48
Podium Finishes	22	8
Best Position	1 (x 5)	1 (x 1)
Championship Titles	0	0



## SCUDERIA TORO ROSSO

Country: Italy  
 Headquarters: Faenza, Italy  
 Team Manager: Franz Tost  
 Technical Manager: James Key  
 Car: STR12  
 Engine: Renault

First Season: 1985  
 Constructors' Titles: N/A  
 Best Position: 1 (x 1)  
 Pole Positions: 1  
 Fastest Lap: 1

	Daniil Kvyat	Carlos Sainz jr.
Country	Russia	Spain
Date of Birth	26/04/1994	01/09/1994
Place of Birth	Ufa	Madrid
Best Starting Position	4	5
No. of GP Races	67	48
Podium Finishes	2	N/A
Best Position	2 (x 1)	6 (x 4)
Championship Titles	0	0





## WILLIAMS MARTINI RACING

Country: United Kingdom  
 Headquarters: Grove, UK  
 Team Manager: Frank Williams  
 Technical Manager: Paddy Lowe  
 Car: FW40  
 Engine: Mercedes

First Season: 1978  
 Constructors' Titles: 9  
 Best Position: 1 (x 114)  
 Pole Positions: 128  
 Fastest Lap: 133

	Felipe Massa	Lance Stroll
Country	Brasil	Canada
Date of Birth	25/04/1981	29/10/1998
Place of Birth	São Paulo	Montreal
Best Starting Position	1	8
No. of GP Races	259	8
Podium Finishes	41	1
Best Position	1 (x 11)	3 (x 1)
Championship Titles	0	0





Stand: 26.06.2017

## SAHARA FORCE INDIA F1 TEAM

Country: India  
 Headquarters: Silverstone, UK  
 Team Manager: Vijay Mallya  
 Technical Manager: Andrew Green  
 Car: VJM10  
 Engine: Mercedes

First Season: 1991  
 Constructors' Titles: N/A  
 Best Position: 2 (x 1)  
 Pole Positions: 1  
 Fastest Laps: 5

	Esteban Ocon	Sergio Pérez
Country	France	Mexiko
Date of Birth	17/09/1996	26/01/1990
Place of Birth	Évreux	Guadalajara
Best Starting Position	7	4
No. of GP Races	17	124
Podium Finishes	N/A	7
Best Position	5 (x 1)	2 (x 2)
Championship Titles	0	0




Stand: 26.06.2017



## MCLAREN HONDA

Country:	United Kingdom	First Season:	1966
Headquarters:	Woking, UK	Constructors' Titles:	8
Team Manager:	Eric Boullier	Best Position:	1 (x 182)
Technical Manager:	Tim Goss	Pole Positions:	155
Car:	MCL32	Fastest Lap:	154
Engine:	Honda		


	Fernando Alonso	Stoffel Vandoorne
<b>Country</b>	Spain	Belgium
<b>Date of Birth</b>	29/07/1981	26/03/1992
<b>Place of Birth</b>	Oviedo	Kortrijk
<b>Best Starting Position</b>	1	12
<b>No. of GP Races</b>	281	9
<b>Podium Finishes</b>	97	N/A
<b>Best Position</b>	1 (x 32)	10 (x 1)
<b>Championship Titles</b>	2	0



## SAUBER F1 TEAM

Country:	Switzerland	First Season:	1993
Headquarters:	Hinwil, Switzerland	Constructors' Titles:	N/A
Team Manager:	Monisha Kaltenborn	Best Position:	1 (x 1)
Technical Manager:	Jorg Zander	Pole Positions:	1
Car:	C36	Fastest Lap:	5
Engine:	Ferrari		

	Marcus Ericsson	Pascal Wehrlein
<b>Country</b>	Sweden	Germany
<b>Date of Birth</b>	02/09/1990	18/10/1994
<b>Place of Birth</b>	Kumla	Sigmaringen
<b>Best Starting Position</b>	9	12
<b>No. of GP Races</b>	64	27
<b>Podiums Finishes</b>	N/A	N/A
<b>Best Position</b>	8 (x 1)	8 (x 1)
<b>Championship Titles</b>	0	0





Stand: 26.06.2017

## RENAULT SPORT FORMULA 1 TEAM

Country:	France	First Season:	1986
Headquarters:	Enstone, UK	Constructors' Titles:	2
Team Manager:	Cyril Abiteboul	Best Position:	1 (x 20)
Technical Manager:	Bob Bell	Pole Positions:	20
Car:	R.S.17	Fastest Lap:	13
Engine:	Renault		



	Jolyon Palmer	Nico Hülkenberg
<b>Country</b>	United Kingdom	Germany
<b>Date of Birth</b>	20/01/1991	19/08/1987
<b>Place of Birth</b>	Horsham	Emmerich
<b>Best Starting Position</b>	10	1
<b>No. of GP Races</b>	29	125
<b>Podium Finishes</b>	N/A	N/A
<b>Best Position</b>	10 (x 1)	4 (x 3)
<b>Championship Titles</b>	0	0



## HAAS F1 TEAM

Country:	USA	First Season:	2016
Headquarters:	Kannapolis, USA	Constructors' Titles:	N/A
Team Manager:	Guenther Steiner	Best Position:	5 (x 1)
Technical Manager:	Rob Taylor	Pole Positions:	N/A
Car:	VF-17	Fastest Lap:	N/A
Engine:	Ferrari		

	Kevin Magnussen	Romain Grosjean
<b>Country</b>	Denmark	France
<b>Date of Birth</b>	05/10/1992	17/04/1986
<b>Place of Birth</b>	Roskilde	Geneva
<b>Best Starting Position</b>	4	2
<b>No. of GP Races</b>	49	112
<b>Podium Finishes</b>	1	10
<b>Best Position</b>	2 (x 1)	2 (x 2)
<b>Championship Titles</b>	0	0



Stand: 26.06.2017



## FIA FORMULA 1 DRIVERS' WORLD CHAMPIONSHIP 2016

Pos.	Driver	Team	Points
01	Nico Rosberg	Mercedes	385
02	Lewis Hamilton	Mercedes	380
03	Daniel Ricciardo	Red Bull Racing	256
04	Sebastian Vettel	Ferrari	212
05	Max Verstappen	Red Bull Racing	204
06	Kimi Räikkönen	Ferrari	186
07	Sergio Perez	Force India	101
08	Valtteri Bottas	Williams	85
09	Nico Hulkenberg	Force India	72
10	Fernando Alonso	McLaren	54
11	Felipe Massa	Williams	53
12	Carlos Sainz	Toro Rosso	46
13	Romain Grosjean	Haas	29
14	Daniil Kvyat	Toro Rosso	25
15	Jenson Button	McLaren	21
16	Kevin Magnussen	Renault	7
17	Felipe Nasr	Sauber	2
18	Jolyon Palmer	Renault	1
19	Pascal Wehrlein	MRT	1
20	Stoffel Vandoorne	McLaren	1
21	Esteban Gutierrez	Haas	0
22	Marcus Ericsson	Sauber	0
23	Esteban Ocon	MRT	0
24	Rio Haryanto	MRT	0

## FIA FORMULA 1 WORLD CHAMPIONSHIP RACE WINNERS 2016

Grand Prix	Driver	Team	Time
Australia	Nico Rosberg	Mercedes	1:48:15.565
Bahrain	Nico Rosberg	Mercedes	1:33:34.696
China	Nico Rosberg	Mercedes	1:38:53.891
Russia	Nico Rosberg	Mercedes	1:32:41.997
Spain	Max Verstappen	Red Bull Racing	1:41:40.017
Monaco	Lewis Hamilton	Mercedes	1:59:29.133
Canada	Lewis Hamilton	Mercedes	1:31:05.296
Europe	Nico Rosberg	Mercedes	1:32:52.366
Austria	Lewis Hamilton	Mercedes	1:27:38.107
Great Britain	Lewis Hamilton	Mercedes	1:34:55.831
Hungary	Lewis Hamilton	Mercedes	1:40:30.115
Germany	Lewis Hamilton	Mercedes	1:30:44.200
Belgium	Nico Rosberg	Mercedes	1:44:51.058
Italy	Nico Rosberg	Mercedes	1:17:28.089
Singapore	Nico Rosberg	Mercedes	1:55:48.950
Malaysia	Daniel Ricciardo	Red Bull Racing	1:37:12.776
Japan	Nico Rosberg	Mercedes	1:26:43.333
United States	Lewis Hamilton	Mercedes	1:38:12.618
Mexico	Lewis Hamilton	Mercedes	1:40:31.402
Brazil	Lewis Hamilton	Mercedes	3:01:01.335
Abu Dhabi	Lewis Hamilton	Mercedes	1:38:04.013

## FIA FORMULA 1 CONSTRUCTORS' WORLD CHAMPIONSHIP 2016

Pos.	Team	Total Points
01	Mercedes	765
02	Red Bull Racing	468
03	Ferrari	398
04	Force India	173
05	Williams	138
06	McLaren	76
07	Toro Rosso	63
08	Haas	29
09	Renault	08
10	Sauber	02
11	MRT	01







18 horizontal lines for writing.







