

## 2015 FIA Regional Rally Sporting Regulations

### INDEX

#### GENERAL PRINCIPLES

<b>1.</b>	<b>GENERAL CONDITIONS .....</b>	<b>9</b>
1.1	APPLICATION	
1.2	OFFICIAL LANGUAGE	
1.3	INTERPRETATION	
1.4	DATE OF APPLICATION	
<b>2.</b>	<b>DEFINITIONS</b>	
2.1	BEGINNING OF THE RALLY	
2.2	BULLETIN	
2.3	COMMUNICATION	
2.4	CONTROL AREAS	
2.5	CREW	
2.6	DECISION.....	10
2.7	END OF THE RALLY	
2.8	LEG	
2.9	NEUTRALISATION	
2.10	PARC FERME	
2.11	PROHIBITED SERVICE	
2.12	RECONNAISSANCE	
2.13	REGROUP	
2.14	ROAD SECTION	
2.15	SECTION OF THE RALLY	
2.16	SERVICE	
2.17	SUPER SPECIAL STAGE	
2.18	TIME CARD	
2.19	TECHNICAL ZONE	
2.20	MEDIA ZONE	

#### OFFICIALS

<b>3.</b>	<b>OFFICIALS AND DELEGATES.....</b>	<b>11</b>
3.1	STEWARDS	
3.2	COMPETITORS' RELATIONS OFFICERS	

#### ELIGIBLE CARS

<b>4.</b>	<b>CARS ELIGIBLE TO ENTER IN FIA CHAMPIONSHIP RALLIES</b>	
4.1	SUMMARY	
4.2	CLASSES OF CARS.....	12
4.3	ADDITIONAL PROVISIONS	
4.4	NATIONAL CARS	

#### CHAMPIONSHIPS & POINTS

<b>5.</b>	<b>CHAMPIONSHIP REQUIREMENTS.....</b>	<b>13</b>
5.1	CHAMPIONSHIP POINTS	
5.2	NUMBER OF RESULTS FOR THE FINAL CHAMPIONSHIP CLASSIFICATION	

<b>6.</b>	<b>FIA WORLD RALLY CHAMPIONSHIP FOR DRIVERS AND FIA WORLD RALLY CHAMPIONSHIP FOR CO-DRIVERS</b>	
	Applicable only for WRC	
<b>7.</b>	<b>FIA WORLD RALLY CHAMPIONSHIP FOR MANUFACTURERS</b>	
	Applicable only for WRC	
<b>8.</b>	<b>FIA SUPPORT CHAMPIONSHIPS (WRC 2, WRC 3)</b>	
	Applicable only for WRC	
<b>9.</b>	<b>JUNIOR WRC / ERC JUNIOR CHAMPIONSHIP.....</b>	<b>14</b>
	Applicable only for WRC and ERC	
<b>10.</b>	<b>DEAD HEAT IN A CHAMPIONSHIP</b>	
<b>10.1</b>	<b>DRIVERS AND CO-DRIVERS</b>	
<b>10.2</b>	<b>MANUFACTURERS (WHEN APPLICABLE)</b>	
<b>11.</b>	<b>CRITERIA FOR PRIORITY DRIVERS</b>	
<b>11.1</b>	<b>FIA PRIORITY DRIVERS</b>	
<b>11.2</b>	<b>REPOSITIONING OF PRIORITY DRIVERS</b>	
<b>12.</b>	<b>PROCEDURE CONCERNING THE CHOICE OF ITINERARY</b>	
<b>12.1</b>	<b>RESPECT OF THE OFFICIAL ITINERARY AND SPORTING PROGRAMME</b>	
<b>13.</b>	<b>RALLY CHARACTERISTICS</b>	
<b>13.1</b>	<b>EVENT DURATION</b>	
<b>13.2</b>	<b>PROGRAMMES FOR THE RALLIES.....</b>	<b>15</b>

## STANDARD DOCUMENTS

<b>14.</b>	<b>FIA STANDARDISED DOCUMENTS</b>	
<b>14.1</b>	<b>GENERAL</b>	
<b>14.2</b>	<b>ROAD BOOK</b>	
<b>14.3</b>	<b>TIME CARD</b>	
<b>15.</b>	<b>ISSUING OF A FIA VISA.....</b>	<b>16</b>

## INSURANCE

<b>16.</b>	<b>INSURANCE COVER</b>	
<b>16.1</b>	<b>DESCRIPTION OF INSURANCE COVER</b>	
<b>16.2</b>	<b>PUBLIC LIABILITY COVER</b>	
<b>16.3</b>	<b>EXCLUSION OF COVER</b>	

## CAR IDENTIFICATION

<b>17.</b>	<b>SEASONALLY ALLOCATED NUMBERS</b>	
	applicable only for WRC	
<b>18.</b>	<b>COMPETITION NUMBERS AND ADVERTISING</b>	
<b>18.1</b>	<b>GENERAL</b>	

18.2	FRONT DOOR PANELS	
18.3	REAR WINDOW	
18.4	SIDE WINDOWS	
18.5	ROOF PANEL .....	17
18.6	FRONT PLATE	
18.7	RESTRICTIONS ON ADVERTISING	
18.8	ORGANISER'S OPTIONAL ADVERTISING	

## **19. DRIVER'S AND CO-DRIVER'S NAMES**

19.1	REAR SIDE WINDOWS	
19.2	DOOR PLATES / COMPETITION NUMBERS / DRIVER'S NAMES .....	18

## **DRIVING CONDUCT**

### **20. BEHAVIOUR**

20.1	GENERAL RULES	
20.2	DURING RECONNAISSANCE	
20.3	EXCESSIVE SPEED DURING THE RALLY .....	19
20.4	TRAFFIC LAWS	

## **ENTRIES**

### **21. ENTRY PROCEDURE**

21.1	GENERAL	
21.2	SUBMISSION OF ENTRY FORMS	
21.3	AMENDMENTS ON THE ENTRY FORM	
21.4	ASN AUTHORISATIONS	
21.5	CHANGE OF COMPETITOR AND/OR CREW MEMBER(S)	
21.6	COMPETITORS' AND CREW MEMBERS' UNDERTAKINGS .....	20

### **22. ENTRY CLOSING DATES**

22.1	ENTRY CLOSING DATES	
------	---------------------	--

### **23. ENTRY FEES**

23.1	ACCEPTANCE OF ENTRY FORM	
23.2	REFUND OF ENTRY FEES	
23.3	PARTIAL REFUND OF ENTRY FEES	

### **24. CLASSES**

24.1	CHANGE OF CLASS ENTERED	
------	-------------------------	--

## **RECONNAISSANCE**

### **25. RECONNAISSANCE**

25.1	RECONNAISSANCE CARS	
25.2	TYRES FOR RECONNAISSANCE CARS .....	21
25.3	RESTRICTION OF RECONNAISSANCE	
25.4	RUNNING OF RECONNAISSANCE	

## **SCRUTINEERING CHECKS**

### **26. BEFORE THE START OF THE COMPETITIVE ELEMENT OF THE RALLY**

26.1	GENERAL	
26.2	TIMETABLE	
27.	DURING THE RALLY .....	22
27.1	ADDITIONAL CHECKS	
27.2	RESPONSIBILITY OF THE COMPETITOR	
28.	FINAL CHECKS	
28.1	FINAL PARC FERMÉ	
28.2	SELECTION OF CARS	
28.3	HOMOLOGATION FORM	

## SHAKEDOWN

29.	SHAKEDOWN REQUIREMENTS	
29.1	GENERAL	
29.2	RUNNING OF SHAKEDOWN	
29.3	DISCLAIMER	
29.4	TECHNICAL REQUIREMENTS	
29.5	BREAKDOWN DURING SHAKEDOWN	
29.6	EQUIPMENT OF DRIVER AND PASSENGER ON BOARD .....	23
29.7	SERVICE DURING SHAKEDOWN	
30.	FREE PRACTICE / QUALIFYING	
	Applicable only for WRC and FIA European Rally Championship	

## CONTROLS

31.	CONTROLS – GENERAL REQUIREMENTS	
31.1	SIGNAGE OF CONTROLS	
31.2	PROTECTIVE BARRIERS	
31.3	STOPPING TIME IN CONTROL AREAS	
31.4	READINESS TO WORK	
31.5	SEQUENCE OF CONTROLS AND DIRECTION	
31.6	MARSHALS' INSTRUCTIONS	
31.7	MEDIA ZONES	
31.8	ON-BOARD CAMERA TAPE EXCHANGE POINTS	
32.	PASSAGE CONTROLS.....	24
33.	TIME CONTROLS	
33.1	OPERATION	
33.2	CHECK-IN PROCEDURE	
33.3	TIME CONTROL FOLLOWED BY A SPECIAL STAGE	
34.	LATENESS .....	25
34.1	MAXIMUM PERMITTED LATENESS	
34.2	EARLY ARRIVAL	
34.3	NOTIFICATION OF LATENESS	
35.	REGROUPING CONTROLS	
35.1	PROCEDURE AT A REGROUP	
35.2	EXIT FROM A REGROUP	

## SPECIAL STAGES

### 36. GENERAL

#### 36.1 TIMING

### 37. SPECIAL STAGE START

#### 37.1 START POINT

#### 37.2 START PROCEDURE

#### 37.3 MANUAL START PROCEDURE

#### 37.4 DELAYED START THROUGH FAULT OF CREW

#### 37.5 DELAY OF A SPECIAL STAGE ..... 26

#### 37.6 FALSE START

### 38. SPECIAL STAGE FINISH

#### 38.1 FINISH LINE

#### 38.2 STOP POINT

### 39. INTERRUPTION OF A SPECIAL STAGE

### 40. COMPETITOR SAFETY

#### 40.1 EQUIPMENT OF THE CREWS

#### 40.2 SOS/OK SIGNS

#### 40.3 ACCIDENT REPORTING ..... 27

#### 40.4 RED TRIANGLE

#### 40.5 THE USE OF YELLOW FLAGS

### 41. SUPER SPECIAL STAGES

#### 41.1 CHARACTERISTICS OF A SUPER SPECIAL STAGE

#### 41.2 RUNNING OF A SUPER SPECIAL STAGE

#### 41.3 SAFETY PLAN

## PARC FERME

### 42. RULES OF PARC FERMÉ

#### 42.1 APPLICATION

#### 42.2 PERSONNEL ALLOWED IN THE PARC FERMÉ ..... 28

#### 42.3 PUSHING A CAR IN PARC FERMÉ

#### 42.4 CAR COVERS

#### 42.5 TECHNICAL CHECKS

#### 42.6 REPAIRS IN PARC FERME

#### 42.7 PARC FERME AFTER THE END OF THE RALLY

## STARTS AND RESTARTS

### 43. CEREMONIAL START

### 44. RALLY START

#### 44.1 START AREA

#### 44.2 MAXIMUM LATENESS AT START

### 45. START ORDERS AND INTERVALS ..... 29

- 45.1 REVISED START ORDER REQUIREMENT
- 45.2 REPOSITIONING OF DRIVERS
- 45.3 START ORDER LEG 1
- 45.4 START ORDER FOR SUBSEQUENT LEGS
- 45.4 START INTERVAL

## 46 RE-START AFTER RETIREMENT / RALLY 2

## 47. REPAIRS PRIOR TO A RESTART

Applicable only for WRC

## SERVICE

## 48. SERVICING – GENERAL CONDITIONS

- 48.1 PERFORMING OF SERVICE
- 48.2 TEAM PERSONNEL & SERVICE RESTRICTIONS

## 49. SERVICE PARKS ..... 30

- 49.1 SERVICE PARK SCHEDULE
- 49.2 SERVICE PARK IDENTIFICATION
- 49.3 SPEED INSIDE SERVICE PARKS
- 49.4 LAYOUT OF SERVICE PARKS

## 50. EMPTYING THE TANK AND/OR REFILLING IN THE SERVICE PARK

## 51. FLEXISERVICE – 45'

- 51.1 GENERAL
- 51.2 RUNNING OF FLEXISERVICE AND TIME SCHEDULES

## 52. REMOTE SERVICE ZONES (RSZ) ..... 31

- 52.1 GENERAL
- 52.2 NUMBER OF TEAM PERSONNEL
- 52.3 ELIGIBLE EQUIPMENT AND TOOLS
- 52.4 RSZ VEHICLE PASS
- 52.5 TYRE FITTING ZONE (TFZ)
- 52.6 LIGHT FITTING ZONE (LFZ) ..... 32

## 53. SERVICING: ADDITIONAL REQUIREMENTS FOR SUPPORT CHAMPIONSHIPS

Applicable only for WRC

## RESULTS & ADMINISTRATIVE REQUIREMENTS AFTER THE RALLY

## 54. RALLY RESULTS

- 54.1 ESTABLISHING RESULTS
- 54.2 PUBLICATION OF RESULTS
- 54.3 DEAD HEAT IN A LEG OR CHAMPIONSHIP RALLY
- 54.4 FAIR AND IMPARTIAL COVERAGE
- 54.5 PROMOTION OF RESULTS

## 55. PROTESTS AND APPEALS

- 55.1 LODGING A PROTEST OR APPEAL
- 55.2 PROTEST FEES
- 55.3 DEPOSIT ..... 33

- 55.4 EXPENSES
- 55.5 APPEALS
- 56. RALLY PRIZE-GIVINGS
- 56.1 PODIUM CEREMONY
- 56.2 PRIZE-GIVING
- 57. ANNUAL FIA PRIZE-GIVING
- 57.1 ATTENDANCE REQUIREMENTS
- 57.2 ABSENCE

## FUEL – REFUELLING

- 58. REFUELLING AND PROCEDURES
- 58.1 LOCATION
- 58.2 PROCEDURE ..... 34
- 58.3 PROCEDURE AT COMMERCIAL FILLING STATIONS
- 59. FUEL USE
- Applicable only for WRC

## TYRES AND WHEELS

- 60. GENERAL
- 60.1 FOR ALL TYPES OF CARS AND ALL COMPETITORS
- 60.2 ALL COMPETITORS ENTERED WITH A WRC CAR ..... 35
- 60.3 ALL COMPETITORS ENTERED WITH A S2000-RALLY CAR
- ALL COMPETITORS ENTERED WITH R5 AND R4 CARS
- ALL PRIORITY DRIVERS ENTERED WITH A GROUP N CAR
- 60.4 NON-PRIORITY DRIVERS ENTERED WITH A 4X4 GROUP N CAR
- NON-PRIORITY DRIVERS ENTERED WITH A 2WD CAR
- 60.5 PRIORITY DRIVERS ENTERED WITH A 2WD CAR
- 60.6 DRIVERS ENTERED WITH R-GT CARS
- 60.7 CONTROL
- 60.8 TYRE MARKING / CONTROL ZONES
- 60.9 ROAD SECTIONS
- 60.10 TYRE PRESSURE ADJUSTMENT ..... 36
- 60.11 SPARE WHEELS
- 60.12 TYRE SUPPLIER A SPECIAL STAGE STOP POINT
- 60.13 AVAILABILITY OF TYRES
- 61. TYRE SUPPLY
- Applicable only for WRC
- 62. TYRE QUANTITIES
- Applicable only for WRC and ERC.

## MECHANICAL COMPONENTS

- 63. MECHANICAL COMPONENTES
- 63.1 ENGINE REPLACEMENT
- 63.2 TURBOCHARGERS
- 63.3 TRANSMISSIONS
- 64. MECHANICAL COMPONENTS – MANUFACTURERS AND WRC TEAMS ..... 37
- Applicable only for WRC

<b>65.</b>	<b>ADDITIONAL CAR REQUIREMENTS</b>	
65.1	ON-BOARD CAMERAS	
65.2	TRACKING SYSTEM	
65.3	NOISE LEVEL IN THE SPECIAL STAGES	

## TESTING

<b>66.</b>	<b>TESTING</b>	
	Applicable only for WRC & ERC.	

## V - Championships regional variations and additional provisions

<b>V1</b>	<b>FIA EUROPEAN RALLY CHAMPIONSHIP/CUP</b>	<b>38</b>
<b>V2</b>	<b>FIA AFRICAN RALLY CHAMPIONSHIP</b>	<b>47</b>
<b>V3</b>	<b>FIA MIDDLE EAST RALLY CHAMPIONSHIP</b>	<b>51</b>
<b>V4</b>	<b>FIA ASIA PACIFIC RALLY CHAMPIONSHIP</b>	<b>55</b>
<b>V5</b>	<b>FIA NACAM RALLY CHAMPIONSHIP</b>	<b>62</b>
<b>V6</b>	<b>FIA CODASUR RALLY CHAMPIONSHIP</b>	<b>66</b>

## APPENDICES

<b>INDEX</b>	<b>73</b>
<b>APPENDIX I CONTROL SIGNS</b>	<b>74</b>
<b>APPENDIX II STANDARD DOCUMENTS</b>	<b>76</b>
1. SUPPLEMENTARY REGULATIONS	76
2. BULLETINS	79
3. RALLYE GUIDE 1 & 2	80
4. ITINERARY	83
5. ROAD BOOK	86
6. TIME CARD	89
7. STANDARD ENTRY FORM	95
8. ENTRY LISTS	97
9. START LISTS & RESULTS OF THE RALLY	98
10. MEDIA SAFETY BOOK	100
<b>APPENDIX III SAFETY (Code Appendix H)</b>	<b>101</b>
<b>APPENDIX IV PODIUM CEREMONY</b>	
Applicable only for WRC and optional for Regional Championships	
<b>APPENDIX V TYRES</b>	<b>109</b>
<b>APPENDIX VI ENTRY FEES, ADMINISTRATIVE PACKAGE AND PERMANENT PASSES</b>	
Applicable only for WRC	
<b>APPENDIX VII START LIGHT SEQUENCE)</b>	
Applicable only for WRC	
<b>APPENDIX VIII WRC ACADEMY CUP</b>	
Applicable only for WRC	
<b>APPENDIX IX ORGANISATIONAL REQUIREMENT SPECIFICATIONS</b>	<b>111</b>
(for organisers only - no regulatory value for competitors)	
<b>APPENDIX X FIA RGT CUP</b>	<b>115</b>



# 2015 FIA Regional Rally Sporting Regulations

## GENERAL PRINCIPLES

### 1. GENERAL CONDITIONS

The FIA organises Rally Championships which are the property of the FIA. The word “Championships” automatically includes the FIA Rally Championships, FIA Rally Challenges, FIA Rally Trophies and FIA Rally Cups.

All FIA Championships are governed by the current FIA International Sporting Code and its appendices (the Code) and these regulations which consist of articles applicable to one or more of the specific Championships.

A calendar of rallies will be issued by the FIA for the relevant Championship.

#### 1.1 APPLICATION

**1.1.1** Only the FIA may grant waivers to these regulations.

Any breach of these regulations will be reported to the Stewards, who may impose a penalty as in Articles 12.2 and 12.3 of the International Sporting Code. Any case not provided for in the regulations will be studied by the Stewards, who alone have the power to make decisions (Art. 11.9 of the Code).

**1.1.2** The clerk of the course is charged with the application of these regulations and the rally supplementary regulations before and during the running of the rally. He must inform the Stewards of any important incidents that have occurred which require the application of these regulations or the rally supplementary regulations.

**1.1.3** Anything that is not expressly authorised by these regulations is forbidden.

#### 1.2 OFFICIAL LANGUAGE

The various documents, and in particular the supplementary regulations and any bulletins, must be written in English and optionally other languages. In the event of any dispute concerning the interpretation of the regulations, only the English text will be binding.

#### 1.3 INTERPRETATION

Should any dispute arise as to the interpretation of these regulations, only the FIA has the authority to make a decision.

#### 1.4 DATE OF APPLICATION

These regulations come into force on 1 January 2015.

### 2. DEFINITIONS

#### 2.1 BEGINNING OF THE RALLY

The rally begins on the day of administrative checks or reconnaissance (whichever is the earlier). The competition element of the rally begins at the first time control.

#### 2.2 BULLETIN

Official written document intended to modify, clarify or complete the supplementary regulations of the rally as detailed in Appendix II.

#### 2.3 COMMUNICATION

Official written document of an informative nature which may be issued by either the clerk of the course or the Stewards.

#### 2.4 CONTROL AREAS

The area between the first yellow warning sign and the final beige sign with three transverse stripes is considered as the control area.

#### 2.5 CREW

A crew is made up of two persons on board each car nominated as driver and co-driver. Unless otherwise stated, either member of the crew may drive during the rally and each one must hold an FIA driver's

competition licence for the current year, which is valid for the rally. The driver assumes the competitor's responsibility when the latter is not on board the car during the rally.

**2.6 DECISION**

A document issued by the clerk of the course or the Stewards to announce their findings following an enquiry, hearing or investigation.

**2.7 END OF THE RALLY**

The rally ends with the posting of the Final Official Classification. The competition element of the rally finishes at the final time control.

**2.8 LEG**

Each competitive part of the rally, separated by an overnight regroup (parc fermé). If Super Special Stages are organised on the evening before Leg 1, this shall be considered to be Section 1 of Leg 1.

**2.9 NEUTRALISATION**

Time during which a crew is stopped by the organisers for whatever reason where parc fermé rules apply.

**2.10 PARC FERMÉ**

An area in which any operation, checking, tuning or repair on the car is not allowed unless expressly provided for by these regulations or by the supplementary regulations of the rally and where only authorised officials are admitted.

**2.11 PROHIBITED SERVICE**

The use or receipt by the crew of any manufactured materials (solid or liquid, unless if supplied by the organisers), spare parts, tools or equipment other than those carried in the competing car or the presence of team personnel as defined in these regulations.

**2.12 RECONNAISSANCE**

The presence on a special stage in any way whatsoever of an FIA priority driver and / or co-drivers at any time or of any non-priority crew member intending to enter a rally after the announcement of the itinerary.

**2.13 REGROUP**

A stop scheduled by the organisers under parc fermé conditions having a time control at the entrance and exit to enable the schedule to be followed and/or to regroup the cars still in the rally. The stopping time may vary from crew to crew.

**2.14 ROAD SECTION**

The parts of an itinerary which are not used for special stages.

**2.15 SECTION OF THE RALLY**

Each part of the rally separated by a regroup.

**2.16 SERVICE**

Any work on a competing car except where limited in these regulations.

**2.17 SUPER SPECIAL STAGE**

Any variation from the running of a special stage as described in these regulations and detailed in the rally supplementary regulations and/or a special stage designed for spectator viewing with the possibility of having more than one car starting at the same time.

**2.18 TIME CARD**

A card intended for the entry of times recorded at the different control points scheduled on the itinerary.

**2.19 TECHNICAL ZONE**

A zone separated by two time controls for the purpose of carrying out technical checks by the scrutineers.

**2.20 MEDIA ZONE**

A zone established for the media prior to the time control at the entrance of service parks, remote services or regroup parks.

**OFFICIALS****3. OFFICIALS AND DELEGATES****3.1 STEWARDS**

The panel of stewards (the Stewards) shall always comprise three members. The Chairman and one member shall be appointed by the FIA and be of a different nationality from that of the organising country. The third member shall be appointed by the ASN of the country organising the rally. There must be a permanent communication link between the Stewards and the clerk of the course. During the running of the rally at least one of the Stewards must be in the vicinity of the rally HQ.

**3.2 FIA DELEGATES**

The minimum of the following delegates may be appointed by the FIA:

**3.2.1 FIA Technical Delegate**

The FIA Technical Delegate will liaise with the clerk of the course and will be the chief scrutineer responsible for all technical matters.

**3.2.2 FIA Observer(s)**

The FIA Observer(s) will review all aspects of the rally and complete the appropriate FIA report form.

**3.3 COMPETITORS' RELATIONS OFFICER(S) (CRO)**

The principal duty of the CRO is to provide information or clarifications in connection with the regulations and the running of the rally to the competitors/crews. There must be at least one at each rally. They must be easily identifiable by the competitors/crews and shall be present according to the CRO schedule.

**ELIGIBLE CARS****4. CARS ELIGIBLE TO ENTER FIA REGIONAL CHAMPIONSHIP RALLIES****4.1 SUMMARY**

- Group A Cars with a corrected cylinder capacity of up to 2000cc conforming to the 2015 Appendix J, Art. 255
  - Group A Kit Cars with a corrected cylinder capacity of less than 1600cc on condition that the homologation is accepted by the FIA as eligible for the Championship concerned
  - Group RGT cars conforming to the 2015 Appendix J, Art. 256
  - Group R cars (R1/R2/R3/R3T/R3D) conforming to the 2015 Appendix J, Art. 260 and 260D
  - Group R4 cars conforming to the 2015 Appendix J, Art. 260 (not eligible in Europe)
  - Group R5 cars conforming to the 2015 Appendix J, Art. 261
  - Group N cars conforming to the 2015 Appendix J, Art. 254.
  - Super 2000 cars (conforming to the 2013 Appendix J, Article 254A).
  - Super 2000-Rally cars (conforming to the 2013 Appendix J, Art. 255A) fitted with a restrictor complying with Art. 255A-5.1.1-b except for the following points:
    - a) the maximum internal diameter of the restrictor is 30 mm,
    - b) The external diameter of the restrictor at its narrowest point must be less than 36 mm. The diameter must be maintained over a distance of 5 mm to each side of the narrowest point.
- The diameter of the turbo compressor restrictor may be revised by the FIA at any time without notice.
- Regional cars
  - National cars

**Remark concerning R4 cars:**

- These regulations will not be continued after 2014.
- As from 01.01.2015, R4 cars will be eligible only in the rallies of non-European FIA regional championships.
- Cars with a National R4 homologation will also be eligible in these rallies as from 01.01.2015.

## 4.2 CLASSES OF CARS

CLASSES	GROUPS
RC2	S2000-Rally: 1.6T engine with a 30mm restrictor
	S2000-Rally: 2.0 Atmospheric
	Group R5 (VR5)
	Group R4 (VR4) (not eligible in Europe)
	Group NR4 over 2000cc (current N4)
RGT	RGT cars
RC3	Group A over 1600cc and up to 2000cc
	Super 1600
	R2 (atmo over 1600cc and up to 2000cc – VR2C and turbo over 1067cc and up to 1333cc – VR2C)
	R3 (atmo / over 1600cc and up to 2000cc – VR3C and turbo over 1067cc and up to 1333cc – VR3C)
	R3 (turbo / up to 1620cc / nominal – VR3T)
	R3 (diesel / up to 2000cc / nominal – VR3D)
RC4	Group A up to 1600cc
	R2 (atmo over 1390cc and up to 1600cc – VR2B and turbo over 927cc and up to 1067cc – VR2B)
	Kit-car up to 1600cc
	Group N over 1600cc and up to 2000cc
RC5	Group N up to 1600cc
	R1 (atmo up to 1600cc - VR1A/VR1B and turbo up to 1067cc - VR1A/VR1B)

## 4.3 ADDITIONAL PROVISIONS

- Cars homologated as Kit cars, where the capacity is between 1400 and 1600cc, may be accepted if they also comply with Article 255-6.2 "Weight" of Appendix J.
- Two-wheel drive cars equipped with a supercharged diesel engine with a nominal cylinder capacity of less than 2000cc are accepted in Groups A and N.
- For drivers entered with a Super 2000-Rally car complying with 2013 Appendix J, Art. 255A, it will be possible to use lapsed errata without any penalty.
- For Super 1600 homologated cars, it will be possible to use lapsed errata without any penalty. See also variations in each region.
- An FIA technical passport is mandatory for S2000, R5, Super 1600 cars. (optional for cars entered in a rally of an FIA Cup or Trophy)

## 4.4 NATIONAL/REGIONAL CARS

The following applies when an organiser admits ASN homologated cars:

**4.4.1** They may use part or all of the itinerary as in the Championship.

**4.4.2** They may choose to either use the officials appointed to the rally or appoint a separate panel of stewards, scrutineers and/or officials.

**4.4.3** The cars shall run as a group/class after the last cars entered in a Championship rally.

**4.4.4** The cars shall have their own classification and will not appear on any results of the Championship.

**4.4.5** The cars shall never be shown in a joint entry list, classification (official or unofficial) and/or joint results of special stages during or after a Championship rally. Drivers entered in the national class shall always use a different entry form.

### **4.4.6 Admissible variation from Article 4.1.1 to Article 4.4.5**

FIA-approved cars with ASN homologations and ASN-approved cars will be permitted to take part and score points in FIA African, Asia-Pacific, Middle East, NACAM and CODASUR Championship rallies. **In addition, the homologation period for certain cars in all Regional Championships has been extended to 31 December 2016**, subject to safety requirements. The full list of cars with an extended homologation period can be found on [www.fia.com](http://www.fia.com).

## CHAMPIONSHIPS & POINTS

### 5. CHAMPIONSHIP REQUIREMENTS

#### 5.1 ATTRIBUTION OF POINTS

##### 5.1.1 Attribution of championship points

For each Championship title, points will be awarded for each rally taking into account the general classification according to the following scale:

1 <sup>st</sup>	25 points
2 <sup>nd</sup>	18 points
3 <sup>rd</sup>	15 points
4 <sup>th</sup>	12 points
5 <sup>th</sup>	10 points
6 <sup>th</sup>	8 points
7 <sup>th</sup>	6 points
8 <sup>th</sup>	4 points
9 <sup>th</sup>	2 points
10 <sup>th</sup>	1 point

**5.1.2** Bonus points as per the following scale may be awarded according to the classification of each Leg. In order for bonus points to be awarded, each Leg must comprise a minimum of 25% of the total length of special stages.

1 <sup>st</sup>	7 points
2 <sup>nd</sup>	6 points
3 <sup>rd</sup>	5 points
4 <sup>th</sup>	4 points
5 <sup>th</sup>	3 points
6 <sup>th</sup>	2 points
7 <sup>th</sup>	1 point

To be eligible for bonus points, the car must remain in the parc fermé at the end of the Leg.

##### 5.1.3 Attribution of reduced points

Should one of the rallies counting towards a Championship or Cup not be able to be run in its entirety, the points shall be awarded based on the established classification.

- full points if more than 50% of the scheduled length of special stages has been run,
- half points being awarded if between 25% and 50% of the scheduled length of special stages has been run.
- No points will be awarded if less than 25% of the scheduled length of special stages has been run.

This is applicable to championship and bonus points.

#### 5.2 NUMBER OF RESULTS FOR THE FINAL CHAMPIONSHIP CLASSIFICATION

The classification will be established taking into account the criteria required for each Championship. The driver and the co-driver having totalled the highest number of points will be declared the relevant champion/winner.

### 6. FIA WORLD RALLY CHAMPIONSHIP FOR DRIVERS AND FIA WORLD RALLY CHAMPIONSHIP FOR CO-DRIVERS

Applicable only for WRC

### 7. FIA WORLD RALLY CHAMPIONSHIP FOR MANUFACTURERS

Applicable only for WRC

### 8. FIA SUPPORT CHAMPIONSHIPS (WRC 2, WRC 3)

Applicable only for WRC

## **9. JUNIOR WRC / JUNIOR ERC CHAMPIONSHIPS**

Applicable only for WRC and ERC

## **10. DEAD HEAT IN A CHAMPIONSHIP**

### **10.1 DRIVERS AND CO-DRIVERS**

For drawing up the final classification of a Championship, the rule for deciding between drivers and co-drivers who have scored exactly the same points total shall be:

**10.1.1** According to the greater number of first places, then second places, then third places, etc., achieved in the final classifications on their respective Championship, counting only those rallies which have served to make up their points total;

**10.1.2** According to the greater number of highest places achieved in the final classifications on their respective Championship, counting only those rallies in which each of the drivers and co-drivers concerned have taken part, one 11<sup>th</sup> place being worth more than any number of 12<sup>th</sup> places, one 12<sup>th</sup> place being worth more than any number of 13<sup>rd</sup> places, and so on.

**10.1.3** In the event of a further tie, the FIA itself will decide the winner and decide between any other tying drivers and co-drivers, on the basis of whatever other considerations it thinks appropriate.

### **10.2 MANUFACTURERS OR TEAMS (WHERE APPLICABLE)**

The rule for deciding between registered manufacturers or registered teams which have scored exactly the same points total shall be as follows:

**10.2.1** According to the greater number of highest places achieved in the qualifying rounds for each manufacturer or team, taking into account only the highest place per rally for each manufacturer or team.

**10.2.2** According to the number of 9<sup>th</sup> places, 10<sup>th</sup> places, etc., one 9<sup>th</sup> place being worth more than any number of 10<sup>th</sup> places and so on.

**10.2.3** In the event of a further tie, the FIA itself will decide the winner and decide between any other tying manufacturers or teams on the basis of whatever other considerations it thinks appropriate.

## **11. CRITERIA FOR PRIORITY DRIVERS**

### **11.1 FIA PRIORITY DRIVERS**

- Drivers who have been P1 in the FIA World Rally Championship in one of the three previous years.
- Drivers who have won the Production Car World Rally Cup, the WRC 2 Championship, the Super 2000 World Rally or the WRC 3 Championship in the previous three years.
- Drivers who have won an FIA Regional Rally Championship in the previous three years.
- Drivers who have won the FIA European Rally Cup the previous year.

### **11.2 REPOSITIONING OF PRIORITY DRIVERS**

The Stewards may reposition an FIA priority driver when he has entered in a car which, in the opinion of the Stewards, does not justify him benefiting from his priority in the initial starting order.

## **12. PROCEDURE CONCERNING THE CHOICE OF ITINERARY**

### **12.1 RESPECT OF THE OFFICIAL ITINERARY AND SPORTING PROGRAMME**

**12.1.1** Except in a case of force majeure, the clerk of the course must ensure that the itinerary is respected.

**12.1.2** No objections made immediately before or during the running of the rally will be taken into consideration unless approved by the FIA Safety Delegate.

## **13. RALLY CHARACTERISTICS**

### **13.1 RALLY DURATION**

The duration of a rally may vary in the different championships. The appropriate duration is detailed in the variations and additional provisions for the championship concerned.

- There shall be no single special stage minimum or maximum distance. However, there must ideally be no more than 80 km of special stages between visits to service parks or remote service zones.
- No one stage or part of a stage may be run more than twice in a rally, super special stages excluded.

**13.2 PROGRAMMES FOR THE RALLIES**

Other than respecting the following criteria, organisers are encouraged to evolve their own rally characteristics and may devise their own rally programme/itinerary.

**13.2.1** The timetable of a rally shall be in the following order:

- Reconnaissance
- Administration (may also take place prior to the beginning of reconnaissance)
- Scrutineering
- Free Practice / Qualifying Stage (if applicable)
- Shakedown (if any)
- Ceremonial Start
- Rally
- Podium Ceremony

**13.2.2** Rallies may competitively run over 2 or 3 days, including section starts or section finishes.

**13.2.3** Rallies must finish on a Saturday or, preferably, a Sunday.

**13.2.4** The podium ceremony shall be held within 1 hour of the arrival of the first car into final service.

**13.2.5** The reconnaissance schedule shall take place over 2 days. Organisers may, however, submit justification to vary this to the FIA.

**STANDARD DOCUMENTS AND FIA VISA****14. FIA STANDARDISED DOCUMENTS****14.1 GENERAL**

The format and procedure of the following documents as in Appendix II must be followed:

- Supplementary regulations (electronic and printed format (compulsory in ERC, optional for the other Regions))
- Bulletins (electronic and printed format)
- Rally Guide 1 and/or 2 (electronic format)
- Itinerary (electronic and printed format)
- Road book, (printed format)
- Time card (printed format)
- Entry form (electronic and printed format)
- Entry lists (electronic format)
- Start lists and results of the rally (electronic and printed format)
- Media safety book (electronic and printed format), optional

Documents which are published electronically shall not be amended once published on the organisers' website unless all competitors and officials are informed and the amendments are highlighted. Any documents which require FIA approval prior to publication shall not be amended without approval from the FIA.

**14.2 ROAD BOOK**

All the crews will receive a road book containing a detailed description of the compulsory itinerary. This itinerary and the road direction diagrams must be followed. Any deviation will be reported to the Stewards.

**14.3 TIME CARDS**

**14.3.1** Each crew is responsible for:

- Its time card.
- Submitting the time card at the controls and for the accuracy of the entries.
- Any entries made on the time card.

Therefore, it is up to the crew to submit its time card to the marshals at the correct time, and to check that the time is correctly entered.

**14.3.2** The appropriate marshal is the only person allowed to make entries on the time card, except for the sections marked "for competitor's use".

**14.3.3** In case of the absence of a stamp/sticker or signature from any control, the absence of a time entry at a time control, or the failure to hand in the time card at each control, the crew concerned will be removed from the classification. This information will be pronounced by the clerk of the course at the end of a section.

**14.3.4** Any divergence between the times entered on the crew's time card and those entered on the official documents of the rally will form the subject of an inquiry by the clerk of the course.

## 15. ISSUING OF AN FIA VISA

See Appendix IX – Organisational Requirement Specifications

## INSURANCE

### 16. INSURANCE COVER

#### 16.1 DESCRIPTION OF INSURANCE COVER

The supplementary regulations must give details concerning insurance cover taken out by the organisers. The certificate shall name the competitors and crews, the FIA and the officials of the rally (description of the risks and sums covered). The amount covered should be expressed in USD or Euros.

#### 16.2 PUBLIC LIABILITY COVER

**16.2.1** The insurance premium which must be included in the entry fee must guarantee adequate cover for civil liability towards third parties (public liability).

**16.2.2** Public Liability cover shall be in addition to and without prejudice to any personal insurance policy held by a competitor or any other person or legal entity taking part in the rally.

**16.2.3** The insurance cover must at least be in effect during the shakedown or Free Practice and the Qualifying stage and then, for crews running within the itinerary of the rally, from the start of the first competition element until the end of the rally or at the moment of permanent retirement or exclusion. Cars having retired and re-started shall not be considered to have permanently retired.

#### 16.3 EXCLUSION OF COVER

The service vehicles and cars used for reconnaissance, even those bearing special plates issued by the organisers, are not covered by the insurance policy of the rally.

## CAR IDENTIFICATION

### 17. SEASONALLY ALLOCATED NUMBERS

Applicable only for WRC

### 18. COMPETITION NUMBERS AND ADVERTISING

#### 18.1 GENERAL

**18.1.1** The organiser will provide each crew with the number identification, which must be affixed to their car in the stated positions prior to scrutineering.

**18.1.2** Any advertising within this identification is obligatory and may not be refused by the competitors. No modifications are allowed to these panels.

#### 18.2 FRONT DOOR PANELS

**18.2.1** Two front door panels measuring 67 cm wide by 17 cm high including a 1 cm white surround. Each of these panels shall comprise a matt black competition number box which shall always be at the front of the panel. Numerals will be fluorescent yellow (PMS 803), 14 cm high and with a stroke width of 2 cm. The remainder of this door panel is reserved for the organiser.

**18.2.2** Each panel shall be placed horizontally at the leading edge of each front door, with the number at the front. The top of the plate shall be between 7 cm and 10 cm below the lower limit of the window.

**18.2.3** No signage, other than the colour scheme of the car, shall be placed within 10 cm of this panel.

#### 18.3 REAR WINDOW

One rear window panel measuring a maximum of 30 cm wide and 10 cm high shall be positioned at the top of the rear window, and positioned left or right as indicated in the supplementary regulations. An adjacent area of 15 cm x 15 cm shall contain a fluorescent orange (PMS 804) 14 cm high competition number on a clear background. This number may be reflective and must be visible from the rear at eye level.

#### 18.4 SIDE WINDOWS

Two numbers for each rear side window which shall be 20 cm high with a stroke width of at least 25 mm, coloured fluorescent orange (PMS 804), and may be reflective. These numbers shall be placed on the rear side windows adjacent to the crew's name.



**18.5 ROOF PANEL**

**18.5.1** One roof panel, 50 cm wide by 52 cm high, to be placed on the roof with the top towards the front of the car. A matt black competition number, 5 cm wide by 28 cm high, will be displayed on a matt white background 50 cm wide by 38 cm high.

**18.5.2** Any organiser advertising must fit into an area of the same width (50 cm) and 14 cm high (or 2 x 7 cm high), situated above and/or below the numbers.

**18.5.3** It is at the organisers' discretion to distribute roof panels to the competitors.

**18.6 FRONT PLATE**

One plate fitting into a rectangle 43 cm wide by 21.5 cm high which shall include at least the competition number and full name of the rally.

**18.7 RESTRICTIONS ON ADVERTISING**

**18.7.1** Competitors are allowed to affix any kind of advertising to their cars, provided that:

- It is authorised by the national laws and the FIA regulations.
- It is not likely to give offence.
- It is not political or religious in nature.
- It respects the regulations on competition numbers.
- It does not interfere with the crew's vision through the windows.

**18.7.2** The name of an automobile manufacturer may not be included in the title of a rally or appear in the organiser's compulsory advertising spaces.

**18.7.3** The text of any obligatory organiser advertising must be clearly indicated in the supplementary regulations, or in an official bulletin before the close of entries for the rally.

**18.8 ORGANISER'S OPTIONAL ADVERTISING**

**18.8.1** The organiser may require competitors to carry optional advertising. If a competitor declines this advertising the entry fee may not be more than doubled. In any case this additional charge is limited to €2,000.

**18.8.2** No additional fee for optional advertising referring to a make of automobile, tyres, fuel or lubricant may be imposed on a competitor if the competitor refuses such advertising.

**18.8.3** Competitors who accept the organiser's optional advertising as specified in the supplementary regulations must reserve space for it. No modification of the advertising is allowed.

**18.8.4** The organiser's optional advertising must be clearly indicated in the supplementary regulations. If the optional advertising is published in a bulletin, and should there be conflicts with the competitor's advertising, the competitor may refuse such optional advertising without paying any extra fee.


**19. DRIVER'S AND CO-DRIVER'S NAMES****19.1 REAR SIDE WINDOWS**

The first initial(s) and surname of both driver and co-driver, followed by the national flags of the country of the ASN from which they have obtained their licences, must appear on the rear side window on both sides of the car, adjacent to the competition number. The names must be:

- In white Helvetica.
- In upper case for the initial(s) and first letter of each name with the remainder in lower case.
- 6 cm high (upper case letters) and with a stroke width of 1.0 cm.

The driver's name shall be the upper name on both sides of the car.

## 19.2 DOOR PLATES / COMPETITION NUMBERS / DRIVERS' NAMES



## DRIVING CONDUCT

### 20. BEHAVIOUR

#### 20.1 GENERAL RULES

**20.1.1** Crews must always behave in a sporting manner.

**20.1.2** When cars are subject to parc fermé rules (Art. 42.1), they may only be moved by crews and officials; at all other times anyone may push a car by hand. Other than under its own power and by hand, any other manner of moving a car is prohibited.

**20.1.3** Exhibition driving may only be performed when permitted by the supplementary regulations of the rally.

**20.1.4** Crews must always drive in the direction of the special stage (except solely to effect a turn round).

**20.1.5** On a road section that is a public road, a competition car may only be driven on four freely rotating wheels and tyres. Any infringements will be reported to the Stewards who may impose a penalty.

#### 20.2 DURING RECONNAISSANCE

**20.2.1** It is emphasised that reconnaissance is not practice. All the road traffic laws of the country in which the rally runs must be strictly adhered to and the safety and rights of other road users must be respected.

**20.2.2** Speeding during reconnaissance will incur a fine applied by the clerk of the course as follows:

Per km per hour over the speed limit: **all drivers €25.**

**20.2.3** Other traffic infringements during reconnaissance will incur a fine applied by the Stewards according to Art. 20.4.4.

**20.2.4** The amount of this fine will be unaltered by any fine imposed by the police.

**20.2.5** The fine will be doubled in case of a second offence committed during reconnaissance in the same rally.

## **20.3 EXCESSIVE SPEED DURING THE RALLY**

**20.3.1** Speeding during a rally will incur a fine applied by the clerk of the course as follows:

Per km per hour over the speed limit: **all drivers €25.**

**20.3.2** The amount of the fine will be unaltered by any fine imposed by the police.

## **20.4 TRAFFIC LAWS**

**20.4.1** Throughout the rally, both crew members must have a valid driving licence and must observe the national traffic laws. Infringements will be referred to the clerk of the course.

**20.4.2** In the case of an infringement of the traffic laws committed by a crew participating in the rally, the police officers or officials having noted the infringement must inform the offender thereof, in the same way as for normal road users.

**20.4.3** Should the police or the official decide against stopping the driver in the wrong, they may nevertheless request the application of any penalties set out in the supplementary regulations of the rally, subject to the following:

- that the notification of the infringement is made through official channels and in writing, before the posting of the provisional final classification
- that the statements are sufficiently detailed for the identity of the offending driver to be established beyond all doubt, and that the place and time of the offence are precise
- that the facts are not open to various interpretations.

**20.4.4** For the first infringement other than speeding: a penalty may be applied by the Stewards.

**20.4.5** For the second infringement: a minimum of a 5-minute time penalty applied at the discretion of the Stewards.

**20.4.6** For the third infringement: exclusion applied by the Stewards.

# **ENTRIES**

## **21. ENTRY PROCEDURE**

### **21.1 GENERAL**

Entries must be made according to Articles 3.8 – 3.20 of the Code.

### **21.2 SUBMISSION OF ENTRY FORMS (ENTRY APPLICATION)**

Any FIA competition licence-holder wishing to take part in a rally must send the due entry fee and the completed entry form to the rally secretariat before the closing date, as specified in the supplementary regulations. An electronic entry application (Internet) may be accepted. If the application is sent by fax, by email or made electronically, the original duly signed entry form must reach the organisers within 5 days following the close of entries. The entry form must be accompanied by a copy of the valid competitor's licence.

### **21.3 AMENDMENTS ON THE ENTRY FORM**

A competitor may freely replace the car declared on the entry form with another from the same group and the same class, up to the moment of scrutineering.

### **21.4 ASN AUTHORISATIONS**

For foreign competitors, drivers and co-drivers, authorisation must be given according to Art. 3.9 of the Code.

### **21.5 CHANGE OF COMPETITOR AND/OR CREW MEMBER(S)**

A change of competitor is permitted up to the close of entries.

After the close of entries, one member of the crew may be replaced with the agreement of:

- the organisers, before the start of the administrative checks.
- the Stewards, after the commencement of these checks and before the publication of the list of crews eligible to take the start.

Only the FIA may authorise the replacement of both crew members or the competitor.

## **21.6 COMPETITORS' AND CREW MEMBERS' UNDERTAKINGS**

By the very fact of signing the entry form, the competitor and the crew submit themselves to the sporting jurisdictions specified in the Code and its appendices, these regulations and the supplementary regulations of the rally.

## **22. ENTRY CLOSING DATES**

The closing date for entries must be no later than 2 weeks before the beginning of reconnaissance. Exceptionally the FIA may authorise late entries.

## **23. ENTRY FEES**

### **23.1 ACCEPTANCE OF ENTRY FORM**

An entry application will be accepted only if accompanied by the total entry fees or by a receipt issued by the competitor's ASN.

### **23.2 REFUND OF ENTRY FEES**

Entry fees will be refunded in full:

- To candidates whose entry has not been accepted.
- In the case of the rally not taking place.

### **23.3 PARTIAL REFUND OF ENTRY FEES**

Entry fees may be partially refunded following such conditions as provided for in the supplementary regulations.

## **24. CLASSES**

### **24.1 CHANGE OF CLASS ENTERED**

At the time of scrutineering, if a car as presented does not correspond to the group and/or class in which it was entered, the Stewards may transfer it to the appropriate group and/or class recommended by the scrutineers.

## **RECONNAISSANCE**

## **25. RECONNAISSANCE**

### **25.1 RECONNAISSANCE CARS**

#### **25.1.1 Common requirements:**

- The car must be painted in a single colour, with no advertising, stickers, etc.
- Underbody protection is authorised (complying with the Group N regulations).
- Two additional road-homologated headlamps are authorised.
- The crew may use a "light" intercommunication system (without helmets).
- On-board navigation equipment may be fitted.

Cars which conform to the following specifications may be used:

#### **25.1.2 Standard Cars**

- Totally unmodified standard cars as offered for sale to the general public.

#### **25.1.3 Production Cars**

- The engine shall be a series production engine (complying with the Group N regulations).
- The gearbox shall be a series production gearbox (complying with the Group N regulations).
- The exhaust shall be a series production exhaust with a maximum noise level within the permitted legal tolerances of the organising country.
- Suspensions shall comply with the Group N regulations.
- The fitting of a steel safety rollbar complying with Articles 253-8.1 to 8.3 of Appendix J is authorised.
- Bucket seats in colours similar to those of the interior of the car are authorised.
- The rims are free within the limits of Appendix J, Group N.

**25.2 TYRES FOR RECONNAISSANCE CARS**

Tyres used for reconnaissance shall be:

- a) Road-homologated series production tyres for asphalt.
- b) Free tyres for gravel, unless otherwise detailed in the supplementary regulations.

**25.3 RESTRICTION OF RECONNAISSANCE**

As from the publication of the rally supplementary regulations, any driver, or his co-driver, or any other team member who has entered or intends to enter a Championship rally and who wishes to drive on any road which is or might be used as a special stage in that rally, may only do so after he has obtained the organiser's written permission. This shall not apply when the person is known to live in the area. Failure to respect this rule shall result in the driver being reported to the Stewards.

**25.4 RUNNING OF RECONNAISSANCE****25.4.1 Timetable**

Reconnaissance must take place according to a timetable set by the organiser. Participation in reconnaissance is not compulsory.

**25.4.2 Respect of reconnaissance timetable**

Only with the express authorisation of the clerk of the course may any person connected with an entered crew travel on or over the route of a special stage of the rally (except on foot) from the publication of the rally supplementary regulations.

**25.4.3 Number of passages**

Each crew is limited to two passages on each special stage or, when applicable, section (special stages run twice are considered to be one special stage). During reconnaissance there shall be control marshals at the start and stop point of each special stage to record the number of passages. Crews will only be permitted to enter and leave special stages through the start and finish controls. Further checks may also be carried out within special stages.

**25.4.4 Speed during reconnaissance**

The organiser may determine a speed limit in the special stages. Such limits must appear in the supplementary regulations and may be checked at any time during reconnaissance.

**25.4.5 Shakedown stage**

It is not mandatory to include shakedown in the reconnaissance schedule.

**25.4.6 Number of persons**

During each passage through a special stage, only the crew is permitted in the car.

**SCRUTINEERING CHECKS****26. BEFORE THE START OF THE COMPETITIVE ELEMENT OF THE RALLY****26.1 GENERAL**

**26.1.1** Cars may be presented at scrutineering by a representative of the team unless otherwise detailed in supplementary regulations. The organisers may schedule scrutineering as an opportunity to present crews and their cars to the public. In this case, all crew members shall attend scrutineering according to a time window announced in the supplementary regulations or via a bulletin issued by the organisers.

**26.1.2** At scrutineering, competitors must present all items of clothing, including helmets and an FIA-approved head retaining device (FHR), intended to be used. Compliance with Appendix L Chapter III will be checked.

**26.1.3** The crew must show the cars' complete original FIA homologation form.

**26.1.4** Scrutineers will require the chassis and cylinder block to be marked.

**26.1.5** After scrutineering, if a car is found not to comply with technical and/or safety regulations, the Stewards may set a deadline before which the car must be made to comply, or may refuse the start.

**26.2 TIMETABLE**

A timetable for sealing components and checking the weight of cars shall be issued in the supplementary regulations or in a bulletin.

## **27. DURING THE RALLY**

### **27.1 ADDITIONAL CHECKS**

Checks on safety items, including clothing, as well as on the car, may be carried out at any time during the rally including Shakedown, Free Practice / Qualifying Stage when applicable.

### **27.2 RESPONSIBILITY OF THE COMPETITOR**

**27.2.1** The competitor is responsible for the technical conformity of his car throughout the rally.

**27.2.2** Should identification marks be affixed, it is the responsibility of the competitor to see that these are preserved intact from pre-rally scrutineering until the end of the rally or until it will be allowed by these regulations to cut the seals. Should they be missing, this will be reported to the Stewards.

**27.2.3** It is also the responsibility of the competitor to see to it that any part of the car which has been handled during checking is reinstalled correctly.

**27.2.4** Any fraud discovered, and in particular identification marks presented as original which have been tampered with, will be reported to the Stewards.

## **28. FINAL CHECKS**

### **28.1 FINAL PARC FERMÉ**

After finish formalities, cars must be placed in a parc fermé where they shall remain until released by the Stewards.

### **28.2 SELECTION OF CARS**

Post-rally scrutineering involving the dismantling of a car may be carried out either at the discretion of the Stewards or following a protest or upon the recommendation of the clerk of the course to the Stewards.

### **28.3 HOMOLOGATION FORM**

The complete original FIA homologation form and other necessary certifications must be available for final checks. For regional cars the corresponding original ASN documents must be available.

## **SHAKEDOWN**

## **29. SHAKEDOWN REQUIREMENTS**

### **29.1 GENERAL**

A shakedown stage may be organised with the purpose of being both a media and promotional opportunity and for competitors to trial their cars. It is optional for the organiser to include the shakedown in the rally programme.

### **29.2 RUNNING OF SHAKEDOWN**

**29.2.1** The shakedown stage shall be run as if it were a stage run during the rally and include all the appropriate safety measures.

**29.2.2** The shakedown stage may be run using a super special stage or part of a stage of the itinerary of the rally.

**29.1.3** For the application of Art. 20.2, the shakedown is considered to be part of reconnaissance.

**29.2.4** The surface of the shakedown should be the same as the surface of the majority of the special stages.

### **29.3 DISCLAIMER**

Any passenger on board the car during shakedown who is not entered for the rally must have signed a disclaimer provided by the organiser.

### **29.4 TECHNICAL REQUIREMENTS**

Before the shakedown the cars must pass scrutineering. For applicable cars, the engine block, the complete transmission and the mechanical parts mentioned in these regulations must be sealed.

### **29.5 BREAKDOWN DURING SHAKEDOWN**

A competitor whose car breaks down during the shakedown shall nevertheless be required to attend the ceremonial start.

**29.6 EQUIPMENT OF DRIVER AND PASSENGER ON BOARD**

During the shakedown, any person on board must wear a homologated crash helmet, all required safety clothing and equipment in compliance with Appendix L Chapter III - Drivers' Equipment and have their safety harness correctly fastened. Any infringement will be penalised.

**29.7 SERVICE DURING SHAKEDOWN**

Service may be carried out only in the main service park, unless otherwise permitted in the supplementary regulations of the rally.

**30. FREE PRACTICE / QUALIFYING**

For these regulations, please refer to the regulations of the relevant championship (if applicable).

**CONTROLS****31. CONTROLS – GENERAL REQUIREMENTS****31.1 SIGNAGE OF CONTROLS**

All controls, i.e. passage and time controls, start and finish of special stages, regrouping and neutralisation control areas shall be indicated by means of FIA-approved standardised signs complying with the drawings and distances in Appendix I.

**31.2 PROTECTIVE BARRIERS**

An area of at least 5 m both before and after a control shall be protected by barriers on both sides of the road to enable control duties to be carried out.

**31.3 STOPPING TIME IN CONTROL AREAS**

The stopping time within any control area is limited to the time necessary for carrying out control operations.

**31.4 READINESS TO WORK**

**31.4.1** Controls shall be ready to function at least 30 minutes before the target time for the passage of the first competing car.

**31.4.2** Unless the clerk of the course decides otherwise, they will cease to operate 15 minutes plus maximum lateness time after the due time of arrival of the last competing car.

**31.5 SEQUENCE OF CONTROLS AND DIRECTION**

**31.5.1** Crews must check in in the correct sequence of controls and in the direction of the rally route.

**31.5.2** It is prohibited to re-enter a control area.

**31.6 MARSHALS' INSTRUCTIONS**

**31.6.1** Crews are obliged to follow the instructions of the marshals of any control. Failure to do so will be reported to the Stewards.

**31.6.2** All control officials must be identifiable. At each control, the chief official must wear a distinctive tabard.

**31.7 MEDIA ZONES (WHEN APPLICABLE)**

A barriered media zone will be established prior to the yellow time control board at service parks, remote services or regroup parks and within the holding park before the podium procedure at the finish. Access to this media zone shall be limited to personnel holding the appropriate pass. Organisers may plan the itinerary and time schedule such that crews are expected to spend a minimum of 15 minutes in the media zone.

**31.8 ON-BOARD CAMERA DATA EXCHANGE AND CAMERA MAINTENANCE POINTS**

The organisers may establish on-board camera (OBC) data exchange points within the itinerary. Such points must be notified in a bulletin (which may be issued by the clerk of the course) and are solely for the exchange of video data and adjustments/maintenance of the cameras.

Video data may also be exchanged and cameras maintained in the media zone, in regroup or parc fermés and at the exit of remote refuel zones with the agreement of the clerk of the course. If it is required that this work should be done only in the presence of a member of the team, the team must inform the clerk of the course of this request before the start of the rally.

All such work carried out will be done under the supervision of a marshal or rally official.

## **32. PASSAGE CONTROLS**

At these controls, identified by the signs shown in Appendix I, the marshals must simply stamp and/or sign the time card as soon as it is handed in by the crew, without mentioning the time of passage.

## **33. TIME CONTROLS**

### **33.1 OPERATION**

At these controls, the marshals shall mark on the time card the time at which the card was handed in. Timing will be recorded to the complete minute.

### **33.2 CHECK-IN PROCEDURE**

**33.2.1** The check-in procedure begins at the moment the car passes the time control area entry board.

**33.2.2** Between the area entry board and the control, the crew is forbidden to stop for any reason or to drive at an abnormally slow speed.

**33.2.3** The actual timing and entry of the time on the time card may only be carried out if the two crew members and the car are in the control area and within the immediate vicinity of the control table.

**33.2.4** The check-in time shall correspond to the exact moment at which one of the crew members hands the time card to the appropriate marshal.

**33.2.5** Then, either by hand or by means of a print-out device, the appropriate marshal shall mark on the card the actual time at which the card was handed in, and nothing else.

**33.2.6** The check-in time is the time obtained by adding the target time to the special stage start time or the previous TC time, these times being expressed to the minute.

**33.2.7** The check-in time is the responsibility of the crews alone, who may consult the official clock on the control table. The marshals may not give them any information on this check-in time.

**33.2.8** The crew will not incur any penalty for checking in before time if the car enters the control area during the target check-in minute or the minute preceding it.

**33.2.9** The crew will not incur any penalty for lateness if the act of handing the card to the appropriate marshal takes place during the target check-in minute.

**33.2.10** Any difference between the actual check-in time and the target check-in time shall be penalised as follows:

- a) For late arrival: 10 seconds per minute or fraction of a minute.
- b) For early arrival: 1 minute per minute or fraction of a minute.

**33.2.11** Provided that it has been stated in the supplementary regulations of the rally or is indicated in a later bulletin, the organisers may authorise crews to check in before time without incurring any penalty.

**33.2.12** If it is found that a crew has not observed the rules for the check-in procedure, the chief marshal at the control must make this the subject of a written report to be sent immediately to the clerk of the course.

**33.2.13** At the discretion of the clerk of the course, a crew which has been penalised for early arrival may be neutralised for the amount of time necessary for it to leave at the time originally envisaged.

### **33.3 TIME CONTROL FOLLOWED BY A SPECIAL STAGE**

When a time control is followed by a start control for a special stage, the following procedure shall be applied:

**33.3.1** At the time control at the finish of a road section, the appropriate marshal will enter on the time card both the check-in time of the crew and its provisional stage start time. There must be a 3-minute gap to allow the crew to prepare for the stage start and come to the start line.

**33.3.2** If two or more crews check in on the same minute, their provisional start times for that special stage shall be in the order of their relative arrival times at the preceding time control. If the arrival times at the preceding time control are the same, then the times at the time control previous to that one will be taken into account, and so on.

**33.3.3** Having checked in at the time control, the competing car shall be driven to the start control of the special stage from where the crew shall start according to the procedure laid down in these regulations.

**33.3.4** If there is a difference between the provisional and actual start times, the time entered by the marshal at the start of the special stage shall be binding, unless the Stewards decide otherwise.

**33.3.5** The stage start time shall then be the start time for calculating the check-in time for the next time control.

**33.3.6** The time card shall be given back to the crew in the minute preceding the start.



## 34. LATENESS

### 34.1 MAXIMUM PERMITTED LATENESS

Any lateness exceeding 15 minutes of any individual target time or an accumulative lateness exceeding 30 minutes at the end of each section or of a leg will result in the competitor concerned being removed from the classification by the clerk of the course. The crew may nevertheless re-start the rally under the provisions specified for the relevant Championship, if applicable. In calculating such lateness, the actual time and not the penalty time (10 seconds per minute) applies.

### 34.2 EARLY ARRIVAL

Early arrival shall under no circumstances permit crews to reduce the lateness.

### 34.3 NOTIFICATION OF LATENESS

Exceeding the maximum permitted lateness may only be announced at the end of a section.

## 35. REGROUPING CONTROLS

### 35.1 PROCEDURE AT A REGROUP

**35.1.1** On arrival at regrouping controls, crews will receive instructions concerning their starting time. They must then drive their car as directed by marshals. Afterwards the engines must be stopped and the crew must leave the parc fermé.

**35.1.2** All crews must be prepared to be present for up to 5 minutes in an autograph zone, organised adjacent to the TC and accessible to the public.

**35.1.3** When a regroup does not exceed 15 minutes, crews may remain in this regroup.

### 35.2 EXIT FROM A REGROUP

After a regroup during a Leg, the cars shall restart in the order of arrival at the regroup.

## SPECIAL STAGES

## 36. GENERAL

### 36.1 TIMING

For special stages, timing will be to the tenth of a second.

For free practice and qualifying stages, timing will be to the thousandth of a second.

## 37. SPECIAL STAGE START

### 37.1 START POINT

Special stages commence from a standing start, with the car placed on the starting line.

### 37.2 START PROCEDURE

**37.2.1** The electronic start procedure shall be clearly visible to the crew from the start line and may be displayed as a countdown clock and/or a sequential light system. In either case the system must be described in the rally supplementary regulations.

**37.2.2** The electronic start procedure may be coupled to a device to detect and record if a car leaves the start line ahead of the correct signal (false start). This device should be 40 cm after the start line.

### 37.3 MANUAL START PROCEDURE

In the event of having to use a manual start procedure after handing the time card back to the crew, the start marshal will count down aloud: 30" - 15" - 10" and the last five seconds one by one. When the last 5 seconds have elapsed, the starting signal shall be given.

### 37.4 DELAYED START THROUGH FAULT OF CREW

**37.4.1** In the event of a start delayed through a fault of the crew, the marshal will enter a new time on the time card, the penalty then being 1 minute per minute or fraction of a minute late.

**37.4.2** Any crew refusing to start a special stage at the time allocated to it will be reported to the Stewards, whether the special stage is run or not.

**37.4.3** Any car not able to start from the start line within 20 seconds after the start signal will be considered as retired and immediately moved to a safe place. This car will be allowed to re-start on the next day as per Art. 46 of the Regional Championship Regulations.

**37.5 DELAY OF A SPECIAL STAGE**

When the running of a stage has been delayed for more than 20 minutes, the spectators must be advised that the stage is about to recommence before the passage of the next competing car. Alternatively the stage shall be stopped.

**37.6 FALSE START**

A false start, particularly one made before the signal has been given, will be penalised as follows:

- 1<sup>st</sup> offence: 10 seconds.
- 2<sup>nd</sup> offence: 1 minute.
- 3<sup>rd</sup> offence: 3 minutes.

Further offences: at the Stewards' discretion.

These penalties do not prevent the Stewards from imposing heavier penalties if they judge it necessary. For the time calculation the actual start time must be used.

**38. SPECIAL STAGE FINISH**

**38.1 FINISH LINE**

Special stages must end in a flying finish. Stopping between the yellow warning sign and the stop sign is forbidden and will be reported to the Stewards. Timing will be recorded at the finish line, using electronic beams, and be backed up by stopwatches. The timekeepers must be positioned level with the finish line, indicated by the sign bearing a chequered flag on a red background.

**38.2 STOP POINT**

The crew must report to the stop point indicated by a red "STOP" sign to have its finishing time entered on the time card (hour, minute, second, tenth of a second and, when applicable, thousandth of a second). If the timekeepers cannot give the exact finishing time to the marshals immediately, the latter may only stamp the crew's time card and the time will be entered at the next neutralisation area or regrouping control.

**39. INTERRUPTION OF A SPECIAL STAGE**

When a special stage is interrupted or stopped for any reason, each crew affected will be allocated by the clerk of the course a time which is judged the fairest. However, no crew which is solely or jointly responsible for stopping a stage may benefit from this measure.

**40. COMPETITOR SAFETY**

**40.1 EQUIPMENT OF THE CREWS**

Whenever a car is in motion on any type of special stage, the crew must wear homologated crash helmets, all required safety clothing and equipment in compliance with Appendix L Chapter III - Drivers' Equipment and have their safety belts correctly fastened. Any infringement will be penalised by the clerk of the course who may also refer the matter to the Stewards.

**40.2 SOS/OK SIGNS**

**40.2.1** Each competing car shall carry a red "SOS" sign and on the reverse a green "OK" sign measuring at least 42 cm x 29.7 cm (A3).

**40.2.2** In the case of an accident where urgent medical attention is required, when possible the red "SOS" sign should be immediately displayed to the following cars and to any helicopter attempting to assist.

**40.2.3** Any crew which has the red "SOS" sign displayed to them, or which sees a car which has suffered a major accident where both crew members are seen inside the car but are not displaying the red "SOS" sign, shall immediately and without exception stop to render assistance. All following cars shall also stop. The second car at the scene shall proceed to inform the next radio point. Subsequent cars shall leave a clear route for emergency vehicles. All crews stopped by this procedure will be allocated a time according to Art. 39.

**40.2.4** In the case of an accident where immediate medical intervention is not required, the "OK" sign must be clearly shown by a crew member to the following vehicles and to any helicopter attempting to assist.

**40.2.5** If the crew leaves the vehicle, the “OK” sign must be displayed so that it is clearly visible to other crews.

**40.2.6** Any crew which is able but fails to comply with the above rules will be reported to the clerk of the course.

**40.2.7** The road book shall contain a page giving the accident procedure.

**40.2.8** Any crew retiring from a rally must report such final retirement to the organisers as soon as possible, save in a case of force majeure. Any crew failing to comply will be subject to a penalty at the Stewards’ discretion.

#### **40.3 ACCIDENT REPORTING**

If a crew is involved in an accident in which a member of the public sustains physical injury, the driver or co-driver concerned must remain at the scene and stop the following car, which must report this to the next radio point as specified in the road book and signed on the route. The laws of the country in which the rally is run must also be complied with in relation to procedures at accidents. All crews stopped by this procedure will be allocated a time according to Art. 39.

#### **40.4 RED TRIANGLE**

**40.4.1** Each competing car must carry a red reflective triangle which, in the event of the car stopping in a special stage, must be placed in a conspicuous position by a member of the crew at least 50 metres before the car’s position, in order to warn following drivers. Any crew failing to comply may be subject to a penalty at the discretion of the Stewards.

**40.4.2** This triangle must be placed even if the stopped car is off the road.

#### **40.5 USE OF YELLOW FLAGS**

**40.5.1** On passing a displayed yellow flag, the driver must immediately reduce speed, maintain this reduced speed until the end of the special stage, and follow the instructions of any marshals or intervention car drivers. Flags will be displayed at all radio points preceding the incident. Failure to comply with this rule will entail a penalty at the discretion of the Stewards.

**40.5.2** A crew which has been shown the yellow flag will be allocated a time according to Art. 39.

### **41. SUPER SPECIAL STAGES**

#### **41.1 CHARACTERISTICS OF A SUPER SPECIAL STAGE**

**41.1.1** When more than one car starts at the same time, the track design at each starting point must be similar. The same starting procedure must apply to each car. It is permitted to stagger the starting line for the cars to equalise the length of the stage from the different starting positions.

**41.1.2** The inclusion of a super special stage in the rally itinerary is optional.

#### **41.2 RUNNING OF A SUPER SPECIAL STAGE**

The specific regulations regarding the running, starting order and time intervals of a super special stage are entirely at the discretion of the organiser. However, this information must be included in the supplementary regulations of the rally.

#### **41.3 SAFETY PLAN**

**41.3.1** A separate safety plan complying with the standard safety plan must be submitted to the FIA for approval.

**41.3.2** To ensure safety, the car of a competitor who fails to complete the stage will be transported to the end of the stage by the organisers.

## **PARC FERME**

### **42. RULES OF PARC FERME**

#### **42.1 APPLICATION**

Cars are subject to parc fermé rules:

**42.1.1** From the moment they enter a regroup park until they leave it.

**42.1.2** From the moment they enter and/or check in at a control area until they leave it.

**42.1.3** From the moment they reach the end of the competitive element of the rally until the Stewards have authorised the opening of the parc fermé.

## **42.2 PERSONNEL ALLOWED IN THE PARC FERMÉ**

**42.2.1** As soon as they have parked their car in the parc fermé, the drivers must stop the engine and the crew must leave the parc fermé. Nobody, except the officials of the rally carrying out a specific function, is allowed in the parc fermé.

**42.2.2** Crews may enter the parc fermé 10 minutes before their starting time.

## **42.3 PUSHING A CAR IN THE PARC FERMÉ**

Only the officials on duty and/or the members of the crew are authorised to push a competing car inside a parc fermé.

## **42.4 CAR COVERS**

Car covers may not be used.

## **42.5 TECHNICAL CHECKS**

Technical checks may be carried out within the parc fermé by the scrutineers.

## **42.6 REPAIRS IN PARC FERME**

**42.6.1** If the scrutineers consider that the state of a car has become sufficiently defective that safety might be affected, with the permission of the FIA Technical Delegate / chief scrutineer and in the presence of a scrutineer the car may be repaired in the parc fermé. One team member will be allowed to repair, or exchange FIA-homologated safety items in conformity with Appendix J, which are included in an FIA technical list and mounted on the car (i.e. seat belt, extinguisher, ).

**42.6.2** With the prior consent of the clerk of the course and under the supervision of an authorised marshal or scrutineer, the crew and up to 3 team personnel may change the window(s).

**42.6.3** If the time taken for completion of the above repairs results in delay beyond the originally scheduled start time, the crew will be given a new start time from completion of the repair, the penalty for which is 1 minute per minute or fraction of a minute.

## **42.7 PARC FERME AFTER THE END OF THE RALLY**

Tracking system devices and on-board cameras may be removed in the parc fermé only with the agreement of the FIA Technical Delegate and under the control of the marshals.

# **STARTS AND RE-STARTS**

## **43. CEREMONIAL START**

A ceremonial start may be organised to improve the promotional and media interest of the rally. The start interval and order for a ceremonial start are at the discretion of the organiser. The schedule and the place of any ceremony must be indicated in the supplementary regulations. Where a crew in its competing car is unable to participate in the ceremonial start, it shall be permitted to start the remainder of the rally at its allocated start time provided that the Stewards are notified and subject to passing the necessary scrutineering checks. The crew concerned must still attend the ceremonial start wearing overalls and at their due time.

## **44. RALLY START**

### **44.1 START AREA**

Before the start of the competitive element of the rally, the organisers may assemble all the competing cars in a starting area, into which cars must be driven before the start time as detailed in the supplementary regulations. The exclusively pecuniary penalties for late arrival in the starting area shall be specified in the supplementary regulations. No service is allowed in the start area.

### **44.2 MAXIMUM LATENESS AT A START**

Any crew reporting more than 15 minutes late at the start of a section shall not be allowed to start that section.

**45. START ORDER AND INTERVALS****45.1 REVISED START ORDER REQUIREMENT**

The start order shall remain unchanged until at least 10% of the total distance of the special stages detailed in the final itinerary has been completed.

**45.2 REPOSITIONING OF DRIVERS**

The clerk of the course may, for reasons of safety and with the knowledge of the Stewards, reposition drivers or change the time interval between cars.

**45.3 START ORDER LEG 1**

The starting order of Leg 1 is as follows

- FIA priority drivers
- All the other competitors following a starting order left to the discretion of the organisers.

**45.4 START ORDER FOR SUBSEQUENT LEGS**

The start order for subsequent Legs shall be based on the classification at the finish of the final special stage of the previous Leg excluding any super special stage if run at the end of the Leg. For the purpose of enhancing live TV coverage, the championship promoter may request the running order of the cars to be changed at the end of a leg.

**45.5 START INTERVAL**

All cars will start at one-minute intervals unless specified otherwise in the championship regulations or rally supplementary regulations.

**46. RE-START AFTER RETIREMENT / RALLY 2**

For these regulations, please refer to the relevant championship regulations.

**47. REPAIRS PRIOR TO A RESTART**

For these regulations, please refer to the relevant championship regulations.

**SERVICE****48. SERVICING – GENERAL CONDITIONS****48.1 PERFORMING OF SERVICE**

**48.1.1** From the first TC onwards, service of a competing car may be carried out only in service parks and remote service zones with the exception of repairs to retired cars intending to re-start.

**48.1.2** The crew, using solely the equipment on board and with no external physical assistance, may perform service on the car at any time, other than where this is specifically prohibited.

**48.2 TEAM PERSONNEL & SERVICE RESTRICTIONS**

**48.2.1** The presence of team personnel or any team conveyance (including helicopters) is prohibited within 1 kilometre of its competing car except:

- In service parks and in remote service zones (RSZ)
- In refuel zones
- For one team member per car in official car wash areas
- In special stages (from the yellow sign at the beginning of the time control to the stop sign at the end of the special stage)
- Whilst the cars are in a media zone
- Where the competing cars following the route as prescribed in the road book are required to use the same road(s) at the same time as team personnel, provided that they do not stop at the same location at the same time.

**48.2.2** The passing of food, drink, clothing and information (data card, road book, etc.) to or from the crew is permitted in service parks, remote service zones, regroup areas or whilst the cars are in a media zone.

## **49. SERVICE PARKS**

### **49.1 GENERAL**

The number and locations of service parks are laid down in the supplementary regulations and in the road book. For the maximum distance between the service parks, see the article "Rally Characteristics".

### **49.2 SERVICE PARK SCHEDULES**

The schedule for each car in the service park will be according to the rally itinerary with the following suggestion:

- 49.2.1** 15 minutes before the first SS following an overnight regroup.  
Not mandatory for section 1, except after a competitive element of the rally and an overnight parc fermé.
  - Technical checks may be carried out within the parc fermé.
- 49.2.2** 30 minutes between two groups of stages
  - Optional if remote service zone(s) is/are used.
  - Preceded by a 3-minute technical zone which may be within a regroup.
- 49.2.3** 45 minutes at the end of each section before an overnight regroup except after the final section of the rally.
  - 10-minute technical checks to be carried out in the parc fermé.
- 49.2.4** 10-minute service prior to the finish.
  - Preceded by a 3-minute technical zone which may be within a regroup.

### **49.3 SERVICE PARK IDENTIFICATION**

Service parks are indicated in the rally itinerary with a time control at the entrance and exit.

### **49.4 SPEED INSIDE SERVICE PARKS**

The speed of competition cars and service vehicles in the service parks may not exceed 30 kph, or less when specified in the supplementary regulations. Failure to comply with this limit shall result in a penalty applied by the Stewards.

### **49.5 LAYOUT OF SERVICE PARKS**

**49.5.1** The organiser must allocate a 'Service Park Zone' (defined by length, width and location) to each competing team within the service park. Any team vehicles must be parked within their zone. These vehicles must carry Service or Auxiliary plates.

**49.5.2** Any vehicles not parked totally within the area allocated must be parked in an adjacent parking area with pedestrian access to the service park. These vehicles will be allocated an Auxiliary plate.

## **50. EMPTYING AND/OR REFILLING THE TANK IN THE SERVICE PARK**

When necessary as part of service, changing of fuel tank, changing of fuel pump, changing of fuel filter, changing of any other item of the fuel circuit), emptying and/or refilling is permitted in a service park provided that:

- The work is carried out with the knowledge of the organiser.
- Fire extinguisher with operator on standby to be provided by the competitor.
- No other work is carried out on the car while the fuel circuit is open and/or during the emptying and/or refilling operation.
- A suitable safety perimeter is established around the car.
- Only sufficient fuel is added to reach the next refuel zone.

## **51. FLEXI-SERVICE - 45'**

### **51.1 GENERAL**

Flexi-servicing of 45' shall permit the removal of the competing cars from a parc fermé to an adjacent service park.

### **51.2 RUNNING OF FLEXI-SERVICE AND TIME SCHEDULES**

**51.2.1** For the operation of 45' flexi-servicing, crews will enter the parc fermé.

**51.2.2** Crews may then either enter the service park or leave their car in the parc fermé.

**51.2.3** The competing car may be driven by an authorised representative of the competitor only once from the parc fermé to the service park and vice versa, respecting all the formalities of time card presentation and related penalties.

**51.2.4** The competing car may be returned to the parc fermé before the 45 minutes have elapsed without penalty.

**51.2.5** The operational window of flexi-servicing time is left to the discretion of the organiser but must be declared on the rally itinerary.

## **52. REMOTE SERVICE ZONES (RSZ)**

### **52.1 GENERAL**

Remote service zones may be created which must:

- Be defined by a time control at their entrance and exit.
- Not exceed 15 minutes duration for any one car.
- Allow for the changing of tyres supplied from a service vehicle and any service as under these RSZ regulations.
- May be preceded by a 3-minute technical zone before the entrance time control.
- Incorporate a tyre marking zone after the exit time control.
- Admit only authorised team personnel, as under these RSZ regulations, the rally officials and media with appropriate passes.
- To increase promotional value, organisers are encouraged to locate RSZs in towns or centres of population.

### **52.2 NUMBER OF TEAM PERSONNEL**

**52.2.1** At a remote service zone, the following may work on their car(s):

- For one car, the crew plus up to 4 team personnel. These team personnel shall remain the same while the car is in the zone.
- For competitors of priority drivers or competitors running multiple entries, the crew plus up to 4 team personnel per car. These team personnel may be exchanged between cars within the zone.

**52.2.2** The zones must be scheduled so that the same team personnel can attend these zones and the service park when using a provided recommended route. The replenishment of driver drink containers shall not be considered as work on a car.

**52.2.3** No team personnel other than those permitted under Art. 52.2.1 / 52.2.2 / 52.3.3 may be in the zone.

### **52.3 ELIGIBLE EQUIPMENT AND TOOLS**

**52.3.1** Whilst in a remote service zone the following is permitted:

- The use of jacks, chassis stands, ramps, wheel nut spanners, torque wrench, hand tools and plain water
- The use of equipment or parts and tools carried on board the competing car
- The use of battery-operated tools including any necessary lighting
- The addition of plain water to the car systems for which a filling device may be used
- The use of brake bleeding and car cleaning equipment/material.

**52.3.2** Ground sheets must be used.

**52.3.3** It is permitted to have a competition car linked by a cable to a computer that is positioned inside the remote service zone and operated by an additional person (other than the allowed 4 team personnel). This person may not touch the car or any parts to be fitted to the rally car.

**52.3.4** The fitting of extra lights on or into the car is permitted at remote service zones. The extra lights, tyres and the necessary tools to fit them may be transported to the RSZ in a service car.

**52.3.5** Any equipment or parts from the car may be left in the RSZ and removed after the departure of the car.

### **52.4 RSZ VEHICLE PASS**

One vehicle pass per competing car will be issued by the organiser for transport of team personnel and eligible equipment and tools to the RSZ.

### **52.5 TYRE FITTING ZONE (TFZ)**

At each tyre fitting zone:

- No work is allowed within the marked zone other than for the crew alone to change the wheels, and only using equipment carried on board the competing car.
- No team personnel may be present in the zone other than as allowed by Art. 60.8.
- It is compulsory for all cars to pass through the tyre fitting zone and to stop at the tyre marking zone even if wheels are not changed.

- A wheel / tyre marking and barcode reading zone at which each car must stop will be established at the exit of each tyre fitting zone.

The transportation of the tyres to the TFZ will be specified in the supplementary regulations of each rally.

## **52.6 LIGHT FITTING ZONE (LFZ)**

At each light fitting zone:

- No work is allowed within the marked zone other than for 2 team personnel to fit auxiliary lights, using hand-held tools and under the supervision of rally officials at all times.
- The 2 team personnel may enter the zone only after their respective car has entered the time control and must leave immediately after the auxiliary lights have been fitted.
- The extra lights and tools to fix them may be transported to the zone in a service car.

## **53. SERVICING: ADDITIONAL REQUIREMENTS FOR SUPPORT CHAMPIONSHIPS**

Applicable only for WRC

# **RESULTS & ADMINISTRATIVE REQUIREMENTS AFTER THE RALLY**

## **54. RALLY RESULTS**

### **54.1 ESTABLISHING RESULTS**

The results are established by adding together all the special stage times and all the time penalties incurred on road sections, together with all other penalties expressed in time.

### **54.2 PUBLICATION OF RESULTS**

During the rally, the classifications to be published will be as follows:

**54.2.1** Unofficial Classifications: classifications distributed by the organiser during the rally

**54.2.2** Partial Unofficial Classifications: classifications published at the end of a Leg.

**54.2.3** Provisional Final Classification: classification published by the organiser at the end of the rally.

**54.2.4** Official Final Classification: classification approved by the Stewards.

**54.2.5** In the event of the Provisional Final Classification being delayed, a new time must be advised by a Communication on the official notice board(s).

### **54.3 DEAD HEAT IN A LEG OR CHAMPIONSHIP RALLY**

**54.3.1** In the event of a dead heat in a Leg, the competitor who sets the best time on the first special stage of a Leg, which is not a super special stage, will be proclaimed the winner. If this is not sufficient, the times of the second, third, fourth, etc. special stages shall be taken into consideration.

**54.3.2** In the event of a dead heat in a rally, the competitor who sets the best time on the first special stage, which is not a super special stage will be proclaimed the winner. If this is not sufficient, the times of the second, third, fourth, etc. special stages shall be taken into consideration.

### **54.4 FAIR AND IMPARTIAL COVERAGE**

The organiser of a rally shall ensure that any broadcast coverage is fair and impartial and that it does not misrepresent the results of the rally.

### **54.5 PROMOTION OF RESULTS**

It is prohibited to publish any form of advertising promoting the result of an individual Leg of a rally. Competitors may, however, refer in media releases to "winning" a Leg, provided there is no implication that the result relates to the entire rally.

## **55. PROTESTS AND APPEALS**

### **55.1 LODGING A PROTEST OR APPEAL**

All protests and/or appeals must be lodged in accordance with Articles 13 and 14 of the Code.

### **55.2 PROTEST FEES**

The protest fee is €500.



**55.3 DEPOSIT**

If a protest requires the dismantling and re-assembly of a clearly defined part of the car, any additional deposit must be specified in the supplementary regulations of the rally or will be specified by the Stewards upon a proposal of the FIA Technical Delegate / Chief Scrutineer.

**55.4 EXPENSES**

**55.4.1** The expenses incurred in the work and in the transport of the car shall be borne by the claimant if the protest is unfounded, or by the competitor against whom the protest is lodged if it is upheld.

**55.4.2** If the protest is unfounded, and if the expenses incurred by the protest (scrutineering, transport, etc.) are higher than the amount of the deposit, the difference shall be borne by the claimant. Conversely, if the expenses are less, the difference shall be returned.

**55.5 APPEALS**

The supplementary regulations shall contain information on the National Appeal Deposit.

The International Appeal Deposit will be published by the FIA annually.

**56. RALLY PRIZE-GIVINGS****56.1 PODIUM CEREMONY**

The competitive element of the rally will finish at the "Finish Time Control IN".

**56.2 PRIZE-GIVING**

Prizes for all competitors/crews will be awarded on the ramp, save for the first, second and third in the overall classification where an "Olympic-style" podium will be used. If an organiser wishes, there may be a social / sponsor / civic gathering on the same evening. If crew attendance is expected, this must appear in the supplementary regulations.

**57. ANNUAL FIA PRIZE-GIVING****57.1 ATTENDANCE REQUIREMENTS**

Any driver and any co-driver winning an FIA Championship must be present at the annual FIA prize-giving ceremony, if invited by the FIA.

**57.2 ABSENCE**

Save in a case of force majeure, absence will entail a fine imposed by the FIA.

**FUEL – REFUELLING****58. REFUELLING AND PROCEDURES****58.1 LOCATION**

**58.1.1** Except as detailed for the change of a fuel tank, crews may refuel only in the designated refuelling zones (RZ) or at commercial filling stations on the rally route designated by the organiser in the supplementary regulations and in the road book.

The refuel zones may be located at:

- the exit of service parks
- the exit of remote service zones
- remote locations on the rally route.

**58.1.2** Any refuel zone shall feature on the itinerary of the rally and in the road book.

**58.1.3** The entry/exit of refuel zones shall be marked by a blue can or pump symbol except commercial filling stations.

**58.1.4** The presence of a fire appliance and/or appropriate safety measures is required to be arranged by the organiser at any refuel zone (not applicable at commercial filling stations).

**58.1.5** If there are no filling stations on the route of the rally, the organiser may arrange for the distribution of one supply of fuel, in conformity with Appendix J, to the crews via a centralised system. Such refuel points must respect all the same safety conditions as for refuel zones.

**58.1.6** A car may be pushed out of the RZ by the crew, officials and/or the two team members without incurring a penalty.

## 58.2 PROCEDURE IN RZ

**58.2.1** Only actions inside an RZ directly involved in the refuelling of the competing vehicle are permitted.

**58.2.2** In all RZs, a 5 kph speed limit will apply.

**58.2.3** It is recommended that mechanics wear fire-resistant clothing.

**58.2.4** The responsibility for refuelling is incumbent on the competitor alone.

**58.2.5** Engines must be switched off throughout the refuelling operation.

**58.2.6** It is recommended that the crew remain outside the car during refuelling; however, should they remain inside, their safety belts must be unfastened.

**58.2.7** Solely for the purpose of assisting with the refuelling procedure of their car, two team members of each crew may access the RZ.

## 58.3 PROCEDURE AT COMMERCIAL FILLING STATIONS

**58.3.1** Drivers may use commercially available pump fuel dispensed from pumps at commercial filling stations or from organiser distribution points, marked in the road book. This fuel must be dispensed directly into the tank of the competing car.

**58.3.2** The crew must use solely the equipment on board and only the pumps with no external physical assistance.

**58.3.3** Cars equipped only with FIA-specified refuel couplings and using fuel from commercial fillings stations must transport the adaptor in the car and show it at pre-rally scrutineering.

## 59. FUEL USE

Applicable only for WRC and ERC

# TYRES AND WHEELS

## 60. GENERAL

### 60.1 FOR ALL TYPES OF CARS AND ALL COMPETITORS

#### 60.1.1 COMPLIANCE

All tyres must comply with this article, read in conjunction with Appendix V.

#### 60.1.2 MOULDED TYRES

All cars must be fitted with moulded tyres. Hand cutting or modification of the specified tread pattern is not permitted, unless otherwise permitted in the regional variation sporting regulations. Only marked tyres may be used on special stages.

#### 60.1.3 TREATMENT OF TYRES

Any chemical and/or mechanical treatment of tyres is prohibited.

Any device for heating the tyres once fitted on the rim is prohibited.

Whether fitted on rims or not, keeping tyres in an artificially heated environment below 35°C is allowed.

#### 60.1.4 BARCODE NUMBER

Each tyre must have either:

- Two identical moulded barcode numbers (one on each side of the tyre / each barcode having a different colour as defined by the FIA) supplied by the 2015 FIA-approved barcode supplier, or:
- A single moulded barcode number supplied by the 2015 FIA-approved barcode supplier.

These barcodes will be used to check that the same tyres remain fitted to a particular car between tyre changes and that competitors are not exceeding the maximum quantities allowed. The tyre barcode must always be visible from outside the car.

#### 60.1.5 TYRE QUANTITIES

All drivers may use only the maximum quantity of tyres detailed in the rally supplementary regulations.

#### 60.1.6 DEVICES FOR MAINTAINING FULL TYRE PERFORMANCE

The use of any device for maintaining the full performance of the tyre with an internal pressure equal to or less than atmospheric pressure is forbidden. The interior of the tyre (the space between the rim and the internal part of the tyre) must be filled only with air.

**60.1.7 RIMS**

Any device designed to clamp the tyre to the rim is not permitted.

**60.1.8 TYRE FITTING**

The maximum pressure for fitting the tyre onto the rim is 8 bars at 20°C; this pressure must allow the tyre to stick to the outer walls of the rim.

**60.1.9 TARMAC TYRE (DRY AND WET)**

At all times during the rally, the tread depth of the tarmac tyres fitted on the car must not be less than 1.6 mm over at least three quarters of the tread pattern. The tyre manufacturer must provide visible control marks. Tarmac tyres must comply with Appendix V and be homologated by the FIA Important: no tyres homologated before 1/05/2013 are allowed. Drivers may continue to use the previously homologated specifications for one additional year.

Please refer to the list of eligible asphalt tyres published on the FIA website.

**60.1.10 TARMAC TYRE FOR SNOW**

If studded tyres are permitted in a rally, the regulations on studs and the method of checking them must be stated in the supplementary regulations.

**60.1.11 GRAVEL TYRE**

See Appendix J.

**60.1.12 STUDED GRAVEL TYRE FOR SNOW**

If studded tyres are permitted in a rally, the regulations on studs and the method of checking them must be stated in the supplementary regulations.

**60.1.13 TYPE OF TYRES TO BE USED**

The make of tyres is free.

**60.2 ALL COMPETITORS ENTERED WITH A WRC CAR**

Applicable only for WRC

**60.3 ALL COMPETITORS ENTERED WITH A S2000-RALLY CAR**

**ALL COMPETITORS ENTERED WITH R5 AND R4 CARS**

**ALL PRIORITY DRIVERS ENTERED WITH A GROUP N CAR**

Applicable only for WRC

**60.4 NON-PRIORITY DRIVERS ENTERED WITH A 4X4 GROUP N CAR**

**NON-PRIORITY DRIVERS ENTERED WITH A 2WD CAR**

Applicable only for WRC

**60.5 PRIORITY DRIVERS ENTERED WITH A 2WD CAR**

Applicable only for WRC

**60.6 DRIVERS ENTERED WITH RGT CARS**

Applicable only for WRC

**60.7 CONTROL**

At any time during the rally, controls may be carried out to check the conformity of the tyres. Any tyre which is not in conformity will be marked with a special stamp and must not be used.

**60.8 TYRE MARKING / CONTROL ZONES**

A wheel/tyre marking / barcode reading zone may be established at the exit of the authorised service parks or remote service zones and at the start of the shakedown. For the sole purpose of assisting the tyre marking procedure, one team member for each crew may access this zone.

The crew has to stop its car and wait for the instructions of the scrutineers and/or marshal. In the absence of scrutineers or marshals, the crew may leave the zone without stopping. A tyre mark checking zone may be established at the entrance of the authorised service parks and remote service zones.

**60.9 ROAD SECTIONS**

When no Special Stages are involved, non-registered pattern tyres may be used on road sections.

#### **60.10 TYRE PRESSURE ADJUSTMENT**

The adjustment of tyre pressure is permitted:

- When the start of a stage is delayed by more than 10 minutes for any competitor.
- In regroups of more than 10 minutes duration for any competitor, if followed by a special stage or super special stage.

#### **60.11 SPARE WHEELS**

Cars may carry a maximum of two spare wheels.

Any complete wheel fitted on the car or installed inside the car during servicing must reach the next service park or the next service area where a tyre change is authorised. No complete wheel may be loaded on or taken off the car elsewhere than in the service parks or the areas where a tyre change is authorised.

#### **60.12 TYRE SUPPLIER AT SPECIAL STAGE STOP POINT**

The presence of representatives of the FIA-designated tyre supplier(s) is/are authorised at the stop point of the special stages. At that point, visual and temperature checks may be carried out and the data relating to the company's products collected.

#### **60.13 AVAILABILITY OF TYRES**

All tyres used in the Regional Rally Championships must be readily available commercially.

### **61. TYRE SUPPLY**

Applicable only for WRC

### **62. TYRE QUANTITIES**

Applicable only for WRC & ERC.

## **MECHANICAL COMPONENTS**

### **63. MECHANICAL COMPONENTS**

#### **63.1 ENGINE REPLACEMENT**

**63.1.1** In the case of engine failure between scrutineering and the first time control, it is permitted to replace the engine. However, a 5-minute penalty will be applied by the clerk of the course.

**63.1.2** Other than above, the same engine block must be used from passing scrutineering until the finish of the rally.

#### **63.2 TURBOCHARGERS**

**63.2.1** The turbocharger and compressor shall hereinafter be referred to as 'compressor'.

**63.2.2** The regulations in force concerning the air restrictor and marking remain applicable (Articles 254-6.1 and 255-5.1.8.3 of Appendix J).

**63.2.3** The compressor fitted to the car and one spare compressor will be checked and sealed with seals bearing the same number at pre-rally scrutineering.

**63.2.4** The compressors will bear the car's number and be used exclusively on that car.

**63.2.5** All used compressors must remain sealed from pre-rally scrutineering until the end of the rally in order that scrutineers may check their conformity.

**63.2.6** The above rules are also compulsory for all cars whose compressors are not equipped with an air restrictor. In this case, the compressors will be marked only for the purpose of counting them.

#### **63.3 TRANSMISSIONS**

**63.3.1** For each car of the FIA priority drivers, one spare gearbox and one set of spare differentials (front and/or centre and/or rear) may be used in each rally.

**63.3.2** These spare components and those fitted to the car will be marked/sealed at initial scrutineering. The application of this rule to other cars entered is left to the discretion of the organisers in agreement with the FIA.

**63.3.3** The marking/sealing will permit the competitor to replace the clutch and associated accessories.

**63.3.4** All the components will be identified by seals bearing the same number.

**63.3.5** All marking/sealing will be carried out in accordance with the details published by the FIA for the different models of car.

**63.3.6** The gearboxes and differentials may be changed in any service park, provided that the scrutineers have been informed beforehand of the intention to do so.

**63.3.7** On condition that the seals and markings of a dismantled gearbox/differential(s) remain intact, the parts may be re-used on the same car.

**63.3.8** The marking/sealing must remain intact from pre-rally scrutineering until the end of the rally. The scrutineers may check the marking/seals at any time and at the end of the rally may disassemble the parts to check their conformity.

## **64. MECHANICAL COMPONENTS – MANUFACTURERS AND WRC TEAMS**

Applicable only for WRC

## **65. ADDITIONAL CAR REQUIREMENTS**

### **65.1 ON-BOARD CAMERAS**

**65.1.1** If required by the organiser or Championship Promoter (if applicable), the competition car must carry an on-board camera or other recording device. This will be fitted by the organiser or Championship Promoter and approved by the scrutineer.

**65.1.2** The competitor of any car which carries an on-board camera must have the prior agreement of the organiser or Championship Promoter (if any). Authorised cameras will be identified by an adhesive decal and must be mounted in the car at the time of scrutineering.

**65.1.3** Competitors wishing to use a camera must supply the following information to the organiser or Championship Promoter (if any) at least one week before the start of reconnaissance: competitor's name, car number, competitor's address and use of footage.

### **65.2 TRACKING SYSTEM**

In FIA Championship rallies, all cars must be fitted with a safety tracking system. The installation will be checked at scrutineering. Instructions regarding collection, return and fitment will be issued by each organiser. Any interference with the system(s) during the rally will result in the competitor being reported to the Stewards.

### **65.3 NOISE LEVEL IN THE SPECIAL STAGES**

For safety reasons, on special stages only, the possibility of bypassing the exhaust silencer is recommended, provided that the exit of the exhaust gases is in conformity with Appendix J and, for cars fitted with a catalytic converter, that the gases themselves pass through this catalytic converter. At any time on the road sections, the noise level must be in conformity with Appendix J.

## **TESTING**

### **66. TESTING**

Applicable only for WRC and ERC.

## **V1 – FIA EUROPEAN RALLY CHAMPIONSHIP/TROPHY**

### **GENERAL PRINCIPLES**

#### **1. GENERAL CONDITIONS**

The FIA organises the FIA Regional Rally Championships (the Championships) which are the property of the FIA. The following regulations are applicable to one or more of the following specific Championships, and Trophy:

- FIA European Rally Championship for Drivers and Co-Drivers
- FIA European Rally Championship for Teams
- FIA ERC 2 Championship for Drivers and Co-Drivers
- FIA ERC 2 Championship for Teams
- FIA ERC 3 Championship for Drivers and Co-Drivers
- FIA ERC 3 Championship for Teams
- FIA ERC Junior Championship for Drivers
- FIA European Rally Trophy for Drivers and Co-Drivers

### **ELIGIBLE CARS**

#### **4. CARS ELIGIBLE TO ENTER ERC RALLIES**

##### **4.1 ADDITIONAL REQUIREMENTS**

**4.1.1** As from 1 January 2016, Super 2000-Rally cars (1.6L turbo) conforming to Article 255A of the 2013 Appendix J are not allowed to participate in ERC rallies.

**4.1.2** Drivers or Teams registered in the FIA ERC Championships as per ERC Art. 7.2.1 or 7.2.2 may only take part in the Championship rallies with the following cars:

- - Group R5 cars conforming to the 2015 Appendix J, Art. 261 or
- - S2000 cars conforming to the 2013 Appendix J, Art. 254A.

##### **4.2 ADDITIONAL REQUIREMENTS FOR CARS TO PARTICIPATE IN THE FIA ERC 2 CHAMPIONSHIP**

All cars must comply with the 2015 FIA Appendix J regulations for:

- Four-wheel drive Group N cars (complying with Art. 254)

##### **4.3 ADDITIONAL REQUIREMENTS FOR CARS TO PARTICIPATE IN THE FIA ERC 3 CHAMPIONSHIP**

All cars must comply with the 2015 FIA Appendix J regulations for:

- 2WD Group R cars (complying with Art. 260 and Art. 260D).
- 2WD Group N cars up to 2000cc (current N4).

### **CHAMPIONSHIPS & POINTS**

#### **5. THE CHAMPIONSHIP REQUIREMENTS**

##### **5.1 CHAMPIONSHIP POINTS**

**5.1.1** Bonus points will be awarded according to Article 5.1.2 of the FIA Regional Rally Sporting Regulations.

##### **5.3 NUMBER OF RESULTS FOR THE FINAL CHAMPIONSHIPS CLASSIFICATION**

**5.3.1** The maximum number of results taken into account in the European Rally Championship for Teams, Drivers and Co-Drivers will be 7.

**5.3.2** The maximum number of results taken into account in the ERC 2 Championship for Teams, Drivers and Co-Drivers will be 7.

**5.3.3** The maximum number of results taken into account in the ERC 3 Championship for Teams, Drivers and Co-Drivers will be 7.

**5.4 NUMBER OF CHAMPIONSHIP RALLIES**

The FIA European Rally Championship comprises a maximum of 10 rallies.

**5.5 EUROPEAN RALLY TROPHY****5.5.1 General Provisions**

The prescriptions for this Trophy are the same as those contained in the regulations of the European Rally Championship, except with regard to the following articles.

**5.5.2 Number of Rallies**

In each country, no more than 3 rallies may be nominated by an ASN.

**5.5.3 Rally Coefficients**

The rallies in the Trophy are differentiated according to the coefficients 4, 3, and 2.

Coefficient 4 will be awarded only to rallies which have been in the European Championship in 2014 but not in 2015. The number of coefficient 4 rallies may not exceed 6, all being in different countries.

The coefficient of a rally may be raised or lowered to the benefit or detriment of a rally already included on the calendar. Unless exceptional circumstances prevail, rallies may only move one coefficient.

Any organiser wishing to see his rally's coefficient increased must submit an application to the FIA, through his ASN, no later than 4 months before the rally is due to be run. Rallies of coefficients 4, 3 or 2 and candidate rallies have to be inspected by at least one observer. Candidate rallies must respect at least the criteria of coefficient 2 rallies.

**5.5.4 Number of Results**

The classification in the Trophy is established taking into account the number of results as follows:

- In each country, only 3 rallies in which the driver has taken part and scored the most points will be taken into consideration for points counting towards the Trophy.
- The maximum of the best 5 results of coefficient 4 rallies will be taken into account.
- The driver having totalled the highest number of points in a maximum of 12 rallies at the end of the year is declared Winner of the European Rally Trophy.

**7. FIA ERC CHAMPIONSHIP FOR TEAMS, DRIVERS AND CO-DRIVERS****7.1 ANNOUNCEMENT**

The FIA ERC Championship is a Championship for Teams, Drivers and Co-Drivers taking part in the qualifying rallies.

**7.2 PARTICIPATION**

**7.2.1** In order to score points in the ERC Championship for Teams, competitors must register with the FIA before the closing date for entries of the first rally entered under a Team name by using the registration form which can be found on the FIA website.

**7.2.2** In order to score points in the ERC Championship for Drivers, competitors may register with the FIA before the closing date for entries of the first rally entered under the Driver's name by using the registration form which can be found on the FIA website. Drivers may, however, score points as per RRSR Art. 5 without being registered in the ERC Championship.

**7.2.3** The registration fee for the ERC Drivers and Teams registered as per Art. 7.2.1 or 7.2.2 is €3,000 per car entered. This registration comprises eligibility to score points with one car in the ERC Teams', Drivers and Co-Drivers Championship, ERC1 priority for the eligible driver(s) and all other items as per ERC Art. 14.4.

**7.3 POINTS****7.3.1 Attribution of points**

A registered Team may score points (as per Art. 5.1) with the best placed car of its Team in the final overall classification of each rally. Additional cars entered by the same Team may neither score points nor detract points from other entered cars.

**7.3.2** Any team registered in ERC may not score points with more than one (1) car in each championship rally. The best placed car will be taken into account for the points

**8. FIA EUROPEAN RALLY CHAMPIONSHIP 2 (ERC 2)  
FIA EUROPEAN RALLY CHAMPIONSHIP 3 (ERC 3)**
**8.1 ANNOUNCEMENT**

**8.1.1** The FIA ERC 2 Championship is a Championship for Teams, Drivers and Co-Drivers taking part in the qualifying rallies using eligible cars as in Art. 4.2

**8.1.2** The FIA ERC 3 Championship is a Championship for Teams, Drivers and Co-Drivers taking part in the qualifying rallies using eligible cars as in Art. 4.3.

## **8.2 PARTICIPATION**

**8.2.1** In order to score points in ERC 2 or ERC 3, competitors must register with the FIA before the closing date for entries of the first rally entered. Registration for each Championship, set at €2,000 for ERC 2 and €1,000 for ERC 3, may be made in the name of a Driver or in the name of a Team. Each registration comprises eligibility to score points with one car.

**8.2.2** Any team registered in ERC 2 and/or ERC 3 may not score points with more than one (1) car in each championship rally.

## **8.3 POINTS**

**8.3.1** For the awarding of points, a separate classification of the registered teams, drivers and co-drivers eligible to score points in that specific rally will be drawn from the general classification. Points scored in each Championship shall always be in the name of the Team, Driver and Co-Driver.

**8.3.2** The ERC 2 Champion titles for Teams, Drivers and Co-Drivers will be awarded to the team, driver and co-driver who have scored the highest number of points from the 7 rallies which they have entered.

**8.3.3** The ERC 3 Champion titles for Teams, Drivers and Co-Drivers will be awarded to the team, Driver and Co-driver who have scored the highest number of points from the 7 rallies which they have entered.

## **9. JUNIOR ERC CHAMPIONSHIP**

### **9.1 ANNOUNCEMENT**

The FIA ERC Junior Championship is a Championship for drivers taking part in the qualifying rallies as in Article 9.3.1, using eligible cars of Group R2 (complying with Appendix J, Art. 260).

### **9.2 PARTICIPATION**

**9.2.1** In order to score points for the ERC Junior Championship, drivers who were born on or after 1 January 1988 must register with the ERC Promoter by using the Junior Driver agreement before the closing date of the first rally entered.

**9.2.2** If fewer than 10 entries have been received, the FIA reserves the right to suspend the Championship.

**9.2.3** A reduced rally entry fee will be applied for ERC Junior registered drivers.

### **9.3 POINTS**

**9.3.1** The qualifying rallies for the ERC Junior Championship are:

Date	Rally	Surface
06-08 February 2015	Rally Liepāja (LVA)	Snow / Gravel
02-04 April 2015	Circuit of Ireland Rally (GBR)	Tarmac
04-06 June 2015	SATA Rallye Açores (PRT)	Gravel
25-27 June 2015	Geko Ypres Rally (BEL)	Tarmac
17-19 July 2015	auto24 Rally Estonia (EST)	Gravel
28-30 August 2015	Barum Czech Rally Zlín (CZE)	Tarmac

In the event of an ERC Junior Rally being cancelled, a replacement rally may be nominated subject to the agreement of the majority of registered ERC Junior drivers.

**9.3.2** For the awarding of points, a separate classification for the registered ERC Junior drivers eligible to score points in that specific rally will be drawn from the general classification.

**9.3.3** Points scored in the ERC Junior Championship shall always be in the name of the driver.

**9.3.4** The ERC Junior Champion title will be awarded to the registered ERC Junior driver who has scored the highest number of points from the best results made on 4 eligible rallies, as per Art. 9.3.1.

**9.3.5** Prizes will be awarded to the winning drivers in the final ERC Junior Championship classification. Prizes are subject to the terms and conditions defined in the driver agreement.

### **9.4 ELIGIBLE TYRES**

**9.4.1** Only those tyres supplied by the ERC Junior tyre supplier are eligible.



**9.4.2** Prior to scrutineering at each rally, the ERC Junior tyre supplier will provide the FIA and each driver entered with a list of barcodes that may be used during the rally.

**9.4.3** If tyres are purchased before the rally, such tyres must be presented to the tyre supplier before pre-rally scrutineering for barcode checking.

**9.4.4** A driver may use only those tyres that have been registered for his car.

## **9.5 SCRUTINEERING**

### **9.5.1 General**

The ERC Junior Scrutineer has the power to carry out detailed inspections of the vehicle before, during and after a rally. Removal of seals fitted to the car or individual components during the rally is forbidden.

### **9.5.2 Marking and sealing of mechanical components**

For each car in the ERC Junior Championship, one mounted transmission will be sealed at scrutineering. Additionally, up to one spare transmission per car may be marked at pre-rally scrutineering or during the rally. The FIA may request that other parts be sealed or marked.

## **10. DEAD HEAT IN A CHAMPIONSHIP**

**10.1.4** For the ERC Junior Championship, the rule for deciding between ERC Junior drivers who have scored exactly the same number of points and have finished in exactly the same position on the maximum number of eligible rallies will be according to the calculation of the average position on all the special stages of the eligible rallies in which the drivers concerned have participated.

## **11. CRITERIA FOR PRIORITY DRIVERS**

### **11.1 FIA PRIORITY DRIVERS**

Drivers as defined in Art. 11.1. of the Sporting Regulations.

### **11.3 ERC PRIORITY DRIVERS**

**The following priorities will be attributed to the drivers as follows:**

**11.3.1** ERC1 Priority for Drivers registered in the ERC or entered by an ERC registered Team as per ERC Art. 7.2.

**11.3.2** ERC2 Priority for Drivers registered in the ERC 2 or entered by an ERC 2 registered Team as per ERC Art. 8.2.

**11.3.3** ERC3 Priority for Drivers registered in the ERC 3 or entered by an ERC 3 registered Team as per ERC Art. 8.2.

**11.3.4** RGT Priority for Drivers eligible to score points in the RGT Cup rallies as per RRR Appendix X.

## **13. EVENT CHARACTERISTICS**

### **13.1 DURATION**

#### **13.1.1 Duration of the rally and Schedule (recommended and maximum duration)**

The duration of a rally is 72 hours from the beginning of scrutineering (incl. marking and sealing) until the posting of final official classification of the rally. If there is a Shakedown, 6 hours may be added. In case of a Super Special Stage 4 hours may be added, and another 4 hours if there is a Qualifying Stage.

For the Trophy, the duration of a rally is 72 hours for coefficient 4 and 3 rallies, from the beginning of scrutineering (incl. marking and sealing) until the posting of final official classification of the rally, and two days for rallies with coefficient 2.

### **13.2 DISTANCES OF EUROPEAN CHAMPIONSHIP RALLIES**

The total distance of the special stages shall be between 200 km and 230 km.

### **13.3 CHARACTERISTICS OF EUROPEAN TROPHY RALLIES**

For coefficient 4 rallies, the total minimum distance of the special stages is 190 km.

For coefficient 3 rallies, the total minimum distance of the special stages is 170 km.

For coefficient 2 rallies, the total minimum distance of the special stages is 150 km.

## STANDARD DOCUMENTS AND SCHEDULES

### 14. GENERAL

#### 14.1 DOCUMENTS

A printed version of the Supplementary Regulations must be available to all competitors and officials during the rally.

The draft Safety Plan for the rally must be submitted to the FIA 4 weeks prior to the beginning of the rally.

#### 14.4 PACKAGE FOR REGISTERED TEAMS AND DRIVERS

Fees for:	ERC Team / Driver	ERC 2 Team / Driver	ERC 3 Team / Driver
ERC Priority	ERC1	ERC2	ERC3
Championship registration fee per car	€3,000	€2,000	€1,000
Vehicle Plates per car:			
• VIP (or guest) plates	2	1	1
• Service plates	2	2	2
• Auxiliary plates	2	1	1
Services: <sup>(a)</sup>			
• Access to ERC service area	Yes	Yes	Yes
• Area in Service Park	150m <sup>2</sup> for 1 car 200m <sup>2</sup> for 2 cars +50m <sup>2</sup> for each add. car	100m <sup>2</sup> for 1 car 200m <sup>2</sup> for 2 cars +50m <sup>2</sup> for each add. car	100m <sup>2</sup> / car +50m <sup>2</sup> for each add. car
Printed material and Passes per car: <sup>(b)</sup>			
• Regulations	2	2	2
• Road book sets	2	1	1
• Route maps	2	2	1
• Programmes	2	2	1
Permanent ERC Passes per car			
• Crew	2	2	2
• Team	8	6	6
• VIP	5	5	5

<sup>(a)</sup> = subject to available space and the agreement of the organiser and the ERC Promoter

<sup>(b)</sup> = minimum requirements – additional resources subject to negotiation between the competitor and the Rally Organiser.

## CAR IDENTIFICATION

### 18. COMPETITION NUMBERS AND ADVERTISING

#### 18.5 ROOF PANEL

18.5.3 Roof panels are mandatory in FIA European Championship events.

## RECONNAISSANCE

### 25. RECONNAISSANCE

#### 25.4.5 Shakedown or Free Practice stage

For the FIA European Rally Championship, it is mandatory to include the shakedown or free practice stage in the reconnaissance schedule for eligible drivers according to Article 30.1.1.

## SHAKEDOWN / FREE PRACTICE / QUALIFYING

### 30. FREE PRACTICE / QUALIFYING – FOR ERC RALLIES ONLY

#### 30.1 GENERAL

**30.1.1** On FIA European Rally Championship rallies a Free Practice / Qualifying Stage will be organised for all FIA and ERC Priority Drivers (registered drivers), in order to establish the rally start order until at least the first regroup following a 45-minute service, always subject to Art. 45.1. This stage may become a shakedown stage for other competitors after Qualifying is complete.

**30.1.2** All Priority drivers must participate in Qualifying.

**30.1.3** The Free Practice / Qualifying stage shall:

- be run as if it were a stage run during the rally and include all the appropriate safety measures,
- form part of the rally programme, but not part of the rally results,
- be representative of the rally,
- ideally be of a distance between 3 km and 5 km.

**30.1.4** A competitor whose car breaks down during Free Practice or Qualifying shall nevertheless be required to attend the ceremonial start.

#### 30.2 RUNNING OF FREE PRACTICE

**30.2.1** A Free Practice stage will be organised with the purpose of being both a media and promotional opportunity and for competitors to trial their cars.

**30.2.2** The eligible drivers may complete a maximum of 2 passages of practice within the timeframe specified by the organisers.

It is recommended that Free Practice be held between 8 a.m. and 10 a.m. on the day after pre-rally scrutineering.

#### 30.3 BREAKDOWN DURING FREE PRACTICE

A competitor whose car is unable to complete the Free Practice stage will be required to wait for the organisers to transport the car to the end of the stage after the free practice session has finished.

#### 30.4 DISCLAIMER

Any passenger on board the car during Free Practice who is not entered for the rally must have signed a disclaimer provided by the organiser.

#### 30.5 RUNNING OF THE QUALIFYING STAGE

**30.5.1** After the 2 passages allowed for practice, Priority drivers will start the Qualifying stage in the order of the current European Rally Championship classification for Drivers with a 1-minute interval between each car for asphalt rallies and a 2-minute interval for gravel rallies.

**30.5.2** The driver and co-driver entered must be on board the car throughout the Qualifying stage.

**30.5.3** The Stewards shall decide the order of drivers who have not been classified in the previous European Rally Championship for Drivers.

**30.5.4** A starting list will be published at a time indicated in the rally Supplementary Regulations. The procedures stipulated for the start of a special stage will apply.

**30.5.5** In the event of a dead heat in Qualifying, the competitors concerned will be classified in the order of their start positions in the Qualifying Stage.

**30.5.6** If permitted in the Supplementary Regulations of the rally, Priority drivers may also participate in the Shakedown stage.

#### 30.6 NON-PARTICIPATION OR BREAKDOWN DURING QUALIFYING STAGE

**30.6.1** Any car which breaks down during the Qualifying stage or during the following road section will be transported to the parc fermé by the organisers once the Qualifying stage has finished.

**30.6.2** Any driver who does not participate or does not correctly complete the Qualifying stage will be seeded last on the start list, amongst the Priority drivers. If more than one driver does not complete the stage, start positions will be chosen in the order of the starting list for the Qualifying stage.

#### 30.7 PARC FERME AFTER THE QUALIFYING STAGE

Any service on a car once it has started the Qualifying stage is prohibited. All cars which participate in the Qualifying stage must immediately and directly be brought to the parc fermé designated by the organiser and remain there until released by the Stewards.

**30.8 ATTRIBUTION OF STARTING POSITIONS**

The top 15 competitors will choose their start position for the rally according to the results of the Qualifying stage.

**30.8.1** The fastest driver will choose his position first, then the second, followed by the third etc.

**30.8.2** All other competitors will be seeded in the start list, in their respective Priority groups (ERC1 Priority, ERC2 Priority and ERC3 Priority), as per their classification in the Qualifying stage. RGT Priority drivers will start in the ERC2 Priority group.

**30.8.3** Any driver who does not arrive on time to choose his position will automatically choose his position last.

**30.8.4** The location and time of day of this procedure must be specified in the rally supplementary regulations.

**30.9 LATE OR EARLY CHECK-IN**

Any late or early check-in to the time control preceding the start of the Qualifying stage (TCQS) will be considered as an incorrect participation and Art. 30.6.2 will apply.

**30.10 FALSE START**

Any false start during the Qualifying stage, particularly one made before the signal has been given, will be considered as an incorrect participation and Art. 30.6.2 will apply.

**30.11 SERVICE**

From the beginning of the timetable for Free Practice until the individual start time of the Qualifying stage, service may only be carried out in the main service park or the service park designated by the organiser for this purpose.

**30.12 TECHNICAL REQUIREMENTS**

For applicable cars, the engine, the complete transmission and the mechanical parts mentioned in the Regional Rally Championships Sporting Regulations must be sealed.

**30.13 TIMETABLE FOR THE QUALIFYING STAGE**

It is recommended that the start time of the Qualifying stage be 10.30 a.m.

**STARTS AND RE-STARTS****45. START ORDER AND INTERVALS IN THE FIA EUROPEAN RALLY CHAMPIONSHIP****45.3. START ORDER LEG 1**

**45.3.1** On **all rallies**, the starting order of Leg 1 shall be as follows:

- 1<sup>st</sup> FIA and ERC Priority Drivers according to the position they have chosen following the Qualifying Stage.
- 2<sup>nd</sup> All the other competitors following a starting order left to the discretion of the Organisers.

**45.4 START ORDER FOR SUBSEQUENT LEGS**

**45.4.1** The start order for subsequent Legs shall be based on the classification at the finish of the final special stage of the previous Leg excluding any super special stage if run at the end of the Leg.

**45.4.2 FIA and ERC Priority Drivers**

The first 10 cars in the overall classification of the FIA and ERC Priority drivers will re-start as a merged group in reverse order according to their classification in Art. 45.4.1. The remaining FIA and ERC Priority Drivers will re-start as a merged group according to their positions in the overall classification.

**45.4.3 All other drivers**

All other drivers shall normally re-start as a merged group after the FIA and ERC Priority Drivers in the order of their classification in Art. 45.4.1 (1-minute intervals).

**45.4.4** For the purposes of enhancing media coverage, the championship promoter may request changes to the regulations in Art. 45.4.

**45.5 START INTERVAL**

The first 15 Priority Drivers' cars will start at two-minute intervals. All other cars will start at one-minute intervals unless specified otherwise in the supplementary regulations.

## 46. RE-START AFTER RETIREMENT / RALLY 2

### 46.1 GENERAL

Any crew which has failed to complete a Leg can re-start the rally from the start of the next Leg only if they confirm their intention to the clerk of the course one hour prior to the publication of the start list of the subsequent Leg. The competitor must advise the organiser of the reason for retirement (e.g. accident, technical problems, etc.) and the intention to have the car re-scrutineered.

This shall apply to any car which has been not classified on the grounds of exceeding the time limit or has failed to report to a control, but shall not apply where the car has been excluded for breach of eligibility requirements, traffic infringements or by a decision of the stewards. Any competitor who re-starts will not be classified in the final overall classification and thus not be eligible for Championship points, except bonus points.

### 46.2 REPAIRS AND SCRUTINEERING

#### 46.2.1 Service location and time allowed

Any car which fails to finish a Leg in accordance with the above may be repaired at the competitor's discretion. However, the car must report to the overnight regroup prior to the next Leg, no later than 1 hour before the scheduled start of the first car.

#### 46.2.2 Scrutineering of repaired cars

The car must retain its original body shell and engine block as marked at pre-rally scrutineering. The competitor must be represented during this re-scrutineering at a time to be advised by the organisers.

#### 46.2.3 Repairs to start Leg 1/Section 2

For those cars that failed to complete the super special stage/road section (Section 1 of Leg 1), if applicable, repairs may be carried out in accordance with the above-mentioned article and the competitor may start Section 2 of Leg 1. The competitor will be deemed to have completed the super special stage / road section and will not have retired. The supplementary regulations will specify the time for those competitors who failed to complete the super special stage and/or the road section.

## FUEL – REFUELLING

## 59. FUEL USE

### 59.1 TYPE OF FUEL

#### 59.1.2 Rallies in the European Rally Trophy

For rallies run in Italy or in San Marino and counting for the European Rally Trophy, a single fuel to the specifications prescribed in Article 252.9 of Appendix J is supplied by the organisers and must be used by all competitors.

### 59.2 TECHNICAL REQUIREMENTS

**59.2.1** The FIA reserves the right, at all times and without having to state the reasons, to replace the FIA fuel with another fuel conforming to the Code (Appendix J).

**59.2.2** All competitors are required to fit FIA-specified refuel couplings, except drivers using a car which retains the standard tank.

**59.2.3** The FIA cannot be held responsible for any consequences of using non-conforming fuel.

**59.2.4** The FIA reserves the right to check the fuel of any competitor at any time.

**59.2.5** Cars of priority drivers and cars of drivers entered in the Junior ERC Championship specifically must be fitted with FIA fuel sample couplings (see FIA Technical List N°5).

**59.2.6** The appointed supplier will notify the Championship registered manufacturers whenever a new batch is introduced. It is the registered manufacturers' responsibility to check the conformity of the fuel before it is used in competition.

**59.2.7** Cars equipped solely with FIA-specified refuel couplings and using fuel as per Art. 59.1.2 must transport the adaptor in the car and show it at pre-rally scrutineering.

## TYRES AND WHEELS

## 60 GENERAL

### 60.7 HAND CUTTING

The intentional modification of the design of the tyre or the number of studs on the tyres on or in the car is strictly forbidden.

## **62. TYRE QUANTITIES**

### **62.1 TYRE QUANTITIES FOR 2015**

The overall quantity of tyres for use at each Championship rally shall be detailed in the supplementary regulations of each rally.

**62.1.1** For competitors entered with a 4WD car, a maximum of 18 tyres can be used during each event.

**62.1.2** For competitors entered with a 2WD car, a maximum of 14 tyres may be used during each rally.

**62.1.3** For competitors entered in the ERC Junior Championship, a maximum of 12 tyres may be used during each rally.

### **62.2 TYRES FOR FREE PRACTICE / QUALIFYING AND SHAKEDOWN**

**62.2.1** For competitors eligible to take part in Free Practice / Qualifying, tyres will be taken from the overall quantity as per ERC Art. 62.1.

**62.2.2** For competitors taking part in the shakedown, tyres will not be marked.

## **MECHANICAL COMPONENTS**

## **63. MECHANICAL COMPONENTS**

### **63.3 TRANSMISSIONS**

**63.3.1** For each car of the FIA and ERC Priority Drivers, one spare gearbox and one set of spare differentials (front and/or centre and/or rear) may be used in each rally.

## **MECHANICAL COMPONENTS**

## **65. ADDITIONAL CAR REQUIREMENTS**

### **65.2 TRACKING SYSTEM**

For rallies counting towards the FIA European Rally Trophy, the use of a safety tracking system is not obligatory but is strongly recommended.

## **TESTING**

## **66. TESTING**

### **66.4 TEST RESTRICTIONS FOR DRIVERS AND/OR REGISTERED MANUFACTURERS**

Drivers and/or registered manufacturers are prohibited from testing in a country hosting a Championship round during the two weeks preceding the rally, except when a request is made by the entrant to the rally organiser concerned. This request must include:

- exact location (incl. GPS point),
- start and end date,
- driver(s) name(s),
- car(s) chassis number(s).

Any test session is limited to a maximum of 1 day per competitor.

The approval must be issued in writing by the rally organiser to the competitor with a copy to the FIA.

## V2 – FIA AFRICAN RALLY CHAMPIONSHIP 2015

### GENERAL PRINCIPLES

#### 1. GENERAL CONDITIONS

The FIA organises the FIA Regional Rally Championships (the Championships) which are the property of the FIA. The following regulations are applicable to one or more of the following specific Championships:

- FIA African Rally Championship for Drivers and Co-Drivers
- FIA ARC Manufacturers Cup
- FIA ARC Cup for Drivers and Co-Drivers using 2WD, normally aspirated cars of maximum 1600cc.

#### 2. DEFINITIONS

##### 2.21 COMPETITIVE SECTION

Timed speed test on roads not closed for the rally. FIA Regional Rally Championship Sporting Regulations also apply to rallies in Africa with competitive sections.

### OFFICIALS

#### 3. OFFICIALS AND DELEGATES

##### 3.2 FIA DELEGATES

###### 3.2.1 FIA Technical Delegate

The FIA Technical Delegate will liaise with the Clerk of Course and will be the chief scrutineer responsible for all technical matters, and his/her expenses (travel and accommodation) will be paid by the organisers of the events in the Championship.

### ELIGIBLE CARS

#### 4. ELIGIBLE CARS IN FIA CHAMPIONSHIPS

##### 4.4 NATIONAL/REGIONAL CARS

###### 4.4.1 REGIONAL RALLY CARS

Rally cars homologated by Motorsport South Africa are allowed to run and score points in the FIA African Rally Championship.

###### 4.4.2 HISTORIC RALLY CARS

Historic rally cars built before 31 December 1985, complying with Appendix K of the FIA and the Technical section of the supplementary regulations of the Classic Rally of South Africa, are eligible in the FIA African Rally Championship. Historic rally cars must have a valid FIA Historical Technical Passport.

### CHAMPIONSHIPS & POINTS

#### 5. THE CHAMPIONSHIP REQUIREMENTS

##### 5.1 CHAMPIONSHIP POINTS

###### 5.1.1 Attribution of championship points

For any one make only the best placed car of that make may score points for the Manufacturers' Cup. Points will be awarded as per their position in the official ARC classification.

Points will be awarded for each title in accordance with the scale given in Article 5.1.1.

##### 5.2 NUMBER OF RESULTS FOR THE FINAL CHAMPIONSHIP CLASSIFICATION

All results are taken into account.

### **5.3 NUMBER OF CHAMPIONSHIP RALLIES**

The minimum number of rallies required for this Championship to take place is 4.

The rallies in the Championship (the Rallies) are classified in two regions:

North region: Ivory Coast, Kenya, Uganda, Rwanda

South region: Tanzania, Zambia, South Africa, Madagascar

### **5.4 MINIMUM PARTICIPATION REQUIREMENTS**

4 rallies, start in at least two rallies from each region.

### **5.5 REGISTRATION**

To be eligible for the Championship points and awards, each driver and co-driver must be registered individually with the FIA by using the registration form published on the FIA website.

### **5.6 REGISTRATION FEES**

5.6.1 Registration forms including the appropriate fees shall be sent to the ARC Secretariat who will provide the FIA with the registration list and pay the fees to the FIA.

5.6.2 For registrations received before 28 February 2015 the fees will be €140. For registration received after 28 February 2015 the fees will be €220. These fees have to be paid for each driver and each co-driver. A one-time payment for the co-driver covers change of co-driver.

### **5.7 REGISTRATION CLOSING DATE**

The closing date for entries for the Championship is 30 April 2015. The only change after this date is for a change of co-driver.

## **13. EVENT CHARACTERISTICS**

### **13.1 DURATION**

#### **Duration of the rally and schedule (recommended and maximum duration)**

All Rallies should adhere to the following format:

- Scrutineering shall take place on either the Thursday or the Friday preceeding the start of the rally.
- Maximum of 2 days of reconnaissance (reconnaissance for local drivers may be run over the preceding weekend). When possible, it is highly recommended to reduce to 1 or 1.5 days of reconnaissance.
- 1 day for documentation, scrutineering and super special stage (optional)
- 2 days for the rally and prize-giving.

### **13.2 DISTANCES**

Rallies shall not exceed a total length of 1200 km.

Of the 2 formats set out below, only one may be used.

- Special stage Rallies are timed speed tests on roads closed for the rally. The total distance of special stages is set at a distance between 200 km and 300 km.
- Competitive section Rallies are termed 'Safari' type Rallies, run on roads not closed for the Rally. The total competitive section distance is set at a distance between 200 km and 300 km.
- The FIA highly recommends that the 4 ARC organising countries that are still running open road rallies look seriously into SSs on closed roads as required by the FIA International Sporting Code.

## **STANDARD DOCUMENTS AND SCHEDULES**

## **14. GENERAL**

### **14.1 OFFICIAL RALLY GUIDE**

A printed version of the rally guide and supplementary regulations is optional.

### **14.3 TIME CARDS**

A one-page specific time card, as used for rallies in South Africa, may be used by the event organisers of the FIA ARC Championship.



## CAR IDENTIFICATION

### 18. COMPETITION NUMBERS

#### 18.2 DOOR PANELS

**11.2.4** For rallies in Africa two door panels of the size 50 cm x 52 cm are allowed. A black competition number, 5 cm wide (thick) by 28 cm high, will be displayed on a white background 50 cm wide by 38 cm high. Organisers' advertising may be placed on the top 14 cm of this door panel.

#### 18.8 ORGANISER'S OPTIONAL ADVERTISING

**18.2.5** Organisers are permitted to advertise on the front half and top half of the front door and on 50% of the top of the windscreen.

## CONTROLS

### 33. TIME CONTROLS

#### 33.4 TIME CONTROL FOLLOWED BY A COMPETITIVE SECTION

In the case of a competitive section the start time shall be the start time for the following road section. The target time to the following time control will include the time for the competitive section and the following road section. At the end of a competitive section there will only be a flying finish and a STOP point but no time control.

### 34. EXCLUSION FOR LATENESS

#### 34.1 MAXIMUM PERMITTED LATENESS

Any lateness exceeding 30 minutes on the target time between two time controls or a lateness exceeding 30 minutes at the end of each section of the rally, or a total lateness for the whole of the rally of more than 60 minutes will result in the competitor concerned being excluded by the Clerk of the Course.

## SPECIAL STAGES

### 36. SPECIAL STAGE START

#### 36.6 FALSE START

In the absence of an electronic jump start detection system, the wheels of the car must not turn until the start signal has been given.

### 40. COMPETITOR SAFETY

#### 40.6 TRACKING SYSTEM

For all rallies in the championship, live tracking, data recording and emergency signalling devices must be used to monitor the position, movement and status of all competing cars at all times during the rally.

Competing cars will be fitted with data logging and tracking devices that will give an accurate trace of the position, movement and status of all competing cars during the special stages and road sections of the rally. On special stages and competitive sections there will be a tolerance of 10 (ten) metres for straying from the centre line of the route as determined by the organisers.

Any car that deviates from this route beyond the tolerance may be subjected to a 10-minute penalty which will be imposed by the Clerk of Course after examination of the circumstances of the infringement.

## **41. SUPER SPECIAL STAGES**

### **41.4 FAILURE TO COMPLETE A SUPER SPECIAL STAGE**

If a car fails to complete a super special stage or spectator stage (only one per rally, may be run twice as A & B), it will be placed at the road section after the finish control of the stage and the crew will be allocated a stage time of the fastest total A & B time plus 5 minutes.

In such a case, the competitor will be deemed to have completed the stage at its due time and be subject to all the normal rules, regulations and service restrictions of the rally.

Any crew recording an actual time in excess of the fastest total A & B time plus 5 minutes will be allocated the time of the fastest time plus 5 minutes.

## **STARTS AND RE-STARTS**

## **45 START ORDER AND INTERVALS**

### **45.2 START ORDER**

The starting order will be determined by the African Rally Championship seeding system based on special stage times and in every country where the ARC is held the locally top seeded driver will start first where appropriate. A further rotation of the top 4 drivers registered for the championship may be implemented where appropriate.

### **46 RE-START AFTER RETIREMENT / RALLY 2**

There is no re-start possibility after retirement with the exception as described in the article on Super Special Stages.

## **SERVICE**

## **48. SERVICING – GENERAL CONDITIONS**

### **48.3 AIR ASSISTANCE**

Any air assistance for crews including communication from the air to the crew is forbidden.

## **RESULTS & ADMINISTRATIVE REQUIREMENTS AFTER THE EVENT**

## **54. RALLY RESULTS**

### **54.1 ESTABLISHING RESULTS**

The results are established by adding together all the special stage times, competitive section times and all the time penalties incurred on road sections, together with all other penalties expressed in time.

## V3 – FIA MIDDLE EAST RALLY CHAMPIONSHIP

### GENERAL PRINCIPLES

#### 1. GENERAL CONDITIONS

The FIA organises the FIA Regional Rally Championships (the Championships) which are the property of the FIA. The following regulations are applicable to one or more of the following specific Championships:

- FIA Middle East Rally Championship for Drivers
- FIA Middle East Rally Championship for Co-Drivers
- FIA Middle East Rally Championship for Group N Drivers
- FIA Middle East Rally Championship for 2WD Drivers
- FIA Middle East Junior Rally Championship for Drivers

### ELIGIBLE CARS

#### 4. CARS ELIGIBLE TO ENTER FIA REGIONAL CHAMPIONSHIP RALLIES

##### 4.2.1 ADDITIONAL CLASS

Class 11; T3 up to 2000cc; eligible for all rallies except Rally of Lebanon.

### CHAMPIONSHIPS & POINTS

#### 5. THE CHAMPIONSHIP REQUIREMENTS

##### 5.1.4 ADDITIONAL PROVISIONS

Eligible drivers for the FIA Junior Championship must have been born after 1 November 1989.

##### 5.2 MINIMUM PARTICIPATION REQUIREMENTS

5 rallies. This applies to all the titles awarded within the framework of this Championship.

##### 5.3 NUMBER OF RESULTS FOR THE FINAL CHAMPIONSHIP CLASSIFICATION

For the final classification of the various categories of the Championship, the number of results taken into account shall be as follows:

If 7 or fewer rallies are held: all results count.

If 8 or 9 rallies are held: all results, less 1, count.

##### 5.4 NUMBER OF CHAMPIONSHIP RALLIES

The minimum number of rallies required for this Championship to take place is 4.

#### 13. RALLY CHARACTERISTICS

##### 13.1 DURATION

Duration of the rally and schedule (recommended and maximum duration)

Day 1	Issue Tracking devices and Leg 1 Roadbook
Day 2	Reconnaissance Leg 1 Issue Leg 2 Roadbook
Day 3	Reconnaissance Leg 2 Administrative Checks
Day 4	Administrative Checks Scrutineering Pre-Rally Press Conference (Max 5 Teams) Optional Ceremonial Start

	Optional Super Special Stage
Day 5	Rally – Leg 1
Day 6	Rally – Leg 2 Ceremonial Finish Optional Function

Finish with prize-giving or separate prize-giving, post-rally press conference (the 3 winning crews plus the Group N winner must attend), final scrutineering.

## 13.2 DISTANCES

The total distance of the special stages is between 250 km and 300 km.

The maximum length of each special stage is 33 km. However, in each rally it is possible to include up to 4 special stages with a maximum distance of 45 km.

# STANDARD DOCUMENTS AND SCHEDULES

## 14. FIA STANDARDISED DOCUMENTS

### 14.1 GENERAL

A printed version of the supplementary regulations is optional. The Rally Guide has no regulatory value (see Appendix II – 3).

# RECONNAISSANCE

## 25. RECONNAISSANCE

### 25.3 RUNNING OF RECONNAISSANCE

#### 25.3.1 Timetable for prohibited reconnaissance

If before (day, date and time) or after (day, date and time) any crew and/or competitor is found on any part of any special stage to be used in the rally, they will be reported to the stewards. If this involves a driver whose parent ASN is that of the country organising the event he will be subject to national suspension. This shall not apply when a competitor is known to live in the area. In the case of a foreign licensed competitor/crew, they will be reported to the relevant ASN which will take appropriate action.

#### 25.3.2 Control of passages

Crews are required to present their reconnaissance time card at the start and finish of all special stages. Crews will only be permitted to enter and leave special stages through the start and finish controls. When controlled and supervised reconnaissance is in place to ensure safety, stages may be run in both directions.

#### 25.3.4 Speed during reconnaissance

The maximum speed limit of 80 kph (however, the organiser is free to apply a lower speed) is imposed on all special stages during reconnaissance. A system of monitoring the speed, route conformity and position of reconnaissance cars during reconnaissance of all special stages by means of GPS tracking devices will be used. Details and times for the installation of these tracking units will be contained in the Rally Guide and in an information bulletin.

### 25.4 ADMINISTRATIVE REQUIREMENTS

Registration for reconnaissance will take place as stated in the supplementary regulations and/or an information bulletin. At that time reconnaissance number plates, time cards and time schedules will be issued.

Reconnaissance car identification numbers must be attached to the front windscreen (top centre) and on the right and left rear side windows. They must be kept visible for the duration of the reconnaissance period.

### 25.5 BRIEFING

A briefing must be given by the clerk of the course, his deputy or an appointed official after the reconnaissance for Leg 2. The attendance of at least one crew member is compulsory.

The briefing will target specific points of the supplementary regulations relating to the organisation of the rally, give any clarification concerning the interpretation of the regulations, and remind the drivers of the safety provisions, either specific and/or general.

Team managers may attend the meeting.

The date, time and attendance requirement must be specified in the supplementary regulations.

A fine of €100 will be imposed by the clerk of the course on any crew which does not attend the briefing.

## SPECIAL STAGES

### 40. COMPETITORS' SAFETY

#### 40.6 TRACKING SYSTEM

**40.6.1** For all rallies in the Championship, live satellite or GSM tracking, data recording and emergency signalling devices must be used to monitor the position, movement and status of all competing cars at all times during the rally.

**40.6.2** If the deviation results in a shorter distance (short cut) a penalty will be applied as follows: the time recorded for that missing distance by the slowest competitor will be multiplied by 2 and added to the actual stage time. However, a minimum penalty of 30 seconds will apply in all cases.

Should a crew deviate from the route on a number of occasions, the stewards may impose additional penalties upon a proposal from the clerk of the course.

**40.6.3** In open terrain rallies, the exact route of all special stages must be clearly marked in order to avoid any possibility of straying, accidental or otherwise.

**40.6.4** Any attempt to tamper with or to interfere with the data recording devices fitted to competing cars, or any device that fails to record a trace due to interference by the crew, will be reported to the stewards, who may impose a penalty that may go as far as exclusion.

## STARTS AND RE-STARTS

### 46. RE-START AFTER RETIREMENT / RALLY 2

#### 46.1 GENERAL

**46.1.1** Unless stated differently in the rally supplementary regulations, a crew which has failed to complete a section may be assumed to re-start the rally from the start of the next Leg unless they confirm otherwise with the clerk of the course by completing the form located at the back of the road book and lodging it with the organiser as soon as possible before the publication of the re-start list.

**46.1.2** After the clerk of the course has been informed of a retirement, the crew must hand in their time card. When retirement is on a special stage, that stage time will not be recorded.

**46.1.3** Exceeding maximum lateness, the competitor concerned will be allowed to re-start the next Leg. The time penalty will be applied from the TC at which the competitor concerned has exceeded the maximum permitted lateness.

**46.1.4** Any crew which has retired from the last Leg of the rally will not be classified.

**46.1.5** Any crew which deliberately retires on Leg 1 with the perceived intention of gaining an advantage in order to better its position for Leg 2 will be judged by the stewards, who may not permit the re-start. The stewards may apply sanctions against the competitor and/or crew concerned in accordance with Article 11.9 of the Code.

#### 46.2 PENALTIES

For all crews which re-start, a time penalty will be applied. This time penalty will be as follows:

**46.2.1** For each stage or super special stage missed: 10 minutes.

**46.2.2** This time penalty will be added to the fastest time set for the same class in which the driver is competing for each missed stage, which shall include the special stage or super special stage on which the crew has retired.

In the case of the withdrawal of all drivers in a particular class, this time penalty will be added to the average time set in the next class up.

**46.2.3** Should retirement occur after the last special stage or super special stage before an overnight regroup, the 10-minute penalty will be added to the time set by the crew on that last special stage or super special stage.

**46.2.4** In the case of super special stages, should two such stages each of less than 2.5 km be run consecutively, any priority crew unable to complete either the first or the second passage of the SSS will be allocated the fastest aggregate times of the driver's class plus half the time penalty in Article 46.2.1 or 46.2.2 of these regulations for each super special stage missed.

**46.3 Repairs and scrutineering**

**46.3.1 Service location and time allowed**

Any car which fails to finish a Leg in accordance with the above may be repaired at the competitor's discretion. However, the car must report to the overnight regroup prior to the next Leg, no later than 6 hours before the scheduled start of the first car.

**46.3.2 Scrutineering of repaired cars**

The car must retain its original bodyshell and engine block as marked at pre-rally scrutineering. The competitor must be represented during this re-scrutineering at a time to be advised by the organisers.

**46.3.3 Repairs to start Leg 1/Section 2**

For those cars that failed to complete the super special stage/road section (Section 1 of Leg 1), if applicable, repairs may be carried out in accordance with the above-mentioned article and the competitor may start Section 2 of Leg 1.

---

## **FUEL – REFUELLING**

---

### **58. REFUELLING AND PROCEDURES**

**58.4 SINGLE FUEL SUPPLY – RALLY LEBANON**

For the Rally of Lebanon counting for the Middle East Rally Championship, a fuel complying with the specifications prescribed in Article 252.9 of Appendix J is supplied by the rally organiser and must be used by all competitors.

---

## **TYRES AND WHEELS**

---

### **60. GENERAL**

**60.1 COMPLIANCE**

All tyres must comply with this article and with Appendix V.

## V3 – FIA MIDDLE EAST RALLY CHAMPIONSHIP

### GENERAL PRINCIPLES

#### 1. GENERAL CONDITIONS

The FIA organises the FIA Regional Rally Championships (the Championships) which are the property of the FIA. The following regulations are applicable to one or more of the following specific Championships:

- FIA Middle East Rally Championship for Drivers
- FIA Middle East Rally Championship for Co-Drivers
- FIA Middle East Rally Championship for Group N Drivers
- FIA Middle East Rally Championship for 2WD Drivers
- FIA Middle East Junior Rally Championship for Drivers

### ELIGIBLE CARS

#### 4. CARS ELIGIBLE TO ENTER FIA REGIONAL CHAMPIONSHIP RALLIES

##### 4.2.1 ADDITIONAL CLASS

Class 11; T3 up to 2000cc; eligible for all rallies except Rally of Lebanon.

### CHAMPIONSHIPS & POINTS

#### 5. THE CHAMPIONSHIP REQUIREMENTS

##### 5.1.4 ADDITIONAL PROVISIONS

Eligible drivers for the FIA Junior Championship must have been born after 1 November 1989.

##### 5.2 MINIMUM PARTICIPATION REQUIREMENTS

5 rallies. This applies to all the titles awarded within the framework of this Championship.

##### 5.3 NUMBER OF RESULTS FOR THE FINAL CHAMPIONSHIP CLASSIFICATION

For the final classification of the various categories of the Championship, the number of results taken into account shall be as follows:

If 7 or fewer rallies are held: all results count.

If 8 or 9 rallies are held: all results, less 1, count.

##### 5.4 NUMBER OF CHAMPIONSHIP RALLIES

The minimum number of rallies required for this Championship to take place is 4.

#### 13. RALLY CHARACTERISTICS

##### 13.1 DURATION

Duration of the rally and schedule (recommended and maximum duration)

Day 1	Issue Tracking devices and Leg 1 Roadbook
Day 2	Reconnaissance Leg 1 Issue Leg 2 Roadbook
Day 3	Reconnaissance Leg 2 Administrative Checks
Day 4	Administrative Checks Scrutineering Pre-Rally Press Conference (Max 5 Teams) Optional Ceremonial Start

	Optional Super Special Stage
Day 5	Rally – Leg 1
Day 6	Rally – Leg 2 Ceremonial Finish Optional Function

Finish with prize-giving or separate prize-giving, post-rally press conference (the 3 winning crews plus the Group N winner must attend), final scrutineering.

## 13.2 DISTANCES

The total distance of the special stages is between 250 km and 300 km.

The maximum length of each special stage is 33 km. However, in each rally it is possible to include up to 4 special stages with a maximum distance of 45 km.

# STANDARD DOCUMENTS AND SCHEDULES

## 14. FIA STANDARDISED DOCUMENTS

### 14.1 GENERAL

A printed version of the supplementary regulations is optional. The Rally Guide has no regulatory value (see Appendix II – 3).

# RECONNAISSANCE

## 25. RECONNAISSANCE

### 25.3 RUNNING OF RECONNAISSANCE

#### 25.3.1 Timetable for prohibited reconnaissance

If before (day, date and time) or after (day, date and time) any crew and/or competitor is found on any part of any special stage to be used in the rally, they will be reported to the stewards. If this involves a driver whose parent ASN is that of the country organising the event he will be subject to national suspension. This shall not apply when a competitor is known to live in the area. In the case of a foreign licensed competitor/crew, they will be reported to the relevant ASN which will take appropriate action.

#### 25.3.2 Control of passages

Crews are required to present their reconnaissance time card at the start and finish of all special stages. Crews will only be permitted to enter and leave special stages through the start and finish controls. When controlled and supervised reconnaissance is in place to ensure safety, stages may be run in both directions.

#### 25.3.4 Speed during reconnaissance

The maximum speed limit of 80 kph (however, the organiser is free to apply a lower speed) is imposed on all special stages during reconnaissance. A system of monitoring the speed, route conformity and position of reconnaissance cars during reconnaissance of all special stages by means of GPS tracking devices will be used. Details and times for the installation of these tracking units will be contained in the Rally Guide and in an information bulletin.

### 25.4 ADMINISTRATIVE REQUIREMENTS

Registration for reconnaissance will take place as stated in the supplementary regulations and/or an information bulletin. At that time reconnaissance number plates, time cards and time schedules will be issued.

Reconnaissance car identification numbers must be attached to the front windscreen (top centre) and on the right and left rear side windows. They must be kept visible for the duration of the reconnaissance period.

### 25.5 BRIEFING

A briefing must be given by the clerk of the course, his deputy or an appointed official after the reconnaissance for Leg 2. The attendance of at least one crew member is compulsory.



The briefing will target specific points of the supplementary regulations relating to the organisation of the rally, give any clarification concerning the interpretation of the regulations, and remind the drivers of the safety provisions, either specific and/or general.

Team managers may attend the meeting.

The date, time and attendance requirement must be specified in the supplementary regulations.

A fine of €100 will be imposed by the clerk of the course on any crew which does not attend the briefing.

## SPECIAL STAGES

### 40. COMPETITORS' SAFETY

#### 40.6 TRACKING SYSTEM

**40.6.1** For all rallies in the Championship, live satellite or GSM tracking, data recording and emergency signalling devices must be used to monitor the position, movement and status of all competing cars at all times during the rally.

**40.6.2** Competing cars will be fitted with data logging and tracking devices that will give an accurate trace of the position, movement and status of all competing cars during special stages and road sections of the rally. On special stages there will be a tolerance of 10 (ten) metres for straying from the centre line of the track as determined by the organisers. Each deviation from this corridor of 20 metres will incur a penalty of 30 seconds.

**40.6.3** If the deviation results in a shorter distance (short cut) a penalty will be applied as follows: the time recorded for that missing distance by the slowest competitor will be multiplied by 2 and added to the actual stage time. However, a minimum penalty of 30 seconds will apply in all cases.

Should a crew deviate from the route on a number of occasions, the stewards may impose additional penalties upon a proposal from the clerk of the course.

**40.6.4** In open terrain rallies, the exact route of all special stages must be clearly marked in order to avoid any possibility of straying, accidental or otherwise.

**40.6.5** Any attempt to tamper with or to interfere with the data recording devices fitted to competing cars, or any device that fails to record a trace due to interference by the crew, will be reported to the stewards, who may impose a penalty that may go as far as exclusion.

## STARTS AND RE-STARTS

### 46. RE-START AFTER RETIREMENT / RALLY 2

#### 46.1 GENERAL

**46.1.1** Unless stated differently in the rally supplementary regulations, a crew which has failed to complete a section may be assumed to re-start the rally from the start of the next Leg unless they confirm otherwise with the clerk of the course by completing the form located at the back of the road book and lodging it with the organiser as soon as possible before the publication of the re-start list.

**46.1.2** After the clerk of the course has been informed of a retirement, the crew must hand in their time card. When retirement is on a special stage, that stage time will not be recorded.

**46.1.3** Exceeding maximum lateness, the competitor concerned will be allowed to re-start the next Leg. The time penalty will be applied from the TC at which the competitor concerned has exceeded the maximum permitted lateness.

**46.1.4** Any crew which has retired from the last Leg of the rally will not be classified.

**46.1.5** Any crew which deliberately retires on Leg 1 with the perceived intention of gaining an advantage in order to better its position for Leg 2 will be judged by the stewards, who may not permit the re-start. The stewards may apply sanctions against the competitor and/or crew concerned in accordance with Article 11.9 of the Code.

#### 46.2 PENALTIES

For all crews which re-start, a time penalty will be applied. This time penalty will be as follows:

**46.2.1** For each stage or super special stage missed: 10 minutes.

**46.2.2** This time penalty will be added to the fastest time set for the same class in which the driver is competing for each missed stage, which shall include the special stage or super special stage on which the crew has retired.

In the case of the withdrawal of all drivers in a particular class, this time penalty will be added to the average time set in the next class up.

**46.2.3** Should retirement occur after the last special stage or super special stage before an overnight regroup, the 10-minute penalty will be added to the time set by the crew on that last special stage or super special stage.

**46.2.4** In the case of super special stages, should two such stages each of less than 2.5 km be run consecutively, any priority crew unable to complete either the first or the second passage of the SSS will be allocated the fastest aggregate times of the driver's class plus half the time penalty in Article 46.2.1 or 46.2.2 of these regulations for each super special stage missed.

### **46.3 Repairs and scrutineering**

#### **46.3.1 Service location and time allowed**

Any car which fails to finish a Leg in accordance with the above may be repaired at the competitor's discretion. However, the car must report to the overnight regroup prior to the next Leg, no later than 6 hours before the scheduled start of the first car.

#### **46.3.2 Scrutineering of repaired cars**

The car must retain its original bodyshell and engine block as marked at pre-rally scrutineering. The competitor must be represented during this re-scrutineering at a time to be advised by the organisers.

#### **46.3.3 Repairs to start Leg 1/Section 2**

For those cars that failed to complete the super special stage/road section (Section 1 of Leg 1), if applicable, repairs may be carried out in accordance with the above-mentioned article and the competitor may start Section 2 of Leg 1.

## **FUEL – REFUELLING**

### **58. REFUELLING AND PROCEDURES**

#### **58.4 SINGLE FUEL SUPPLY – RALLY LEBANON**

For the Rally of Lebanon counting for the Middle East Rally Championship, a fuel complying with the specifications prescribed in Article 252.9 of Appendix J is supplied by the rally organiser and must be used by all competitors.

## **TYRES AND WHEELS**

### **60. GENERAL**

#### **60.1 COMPLIANCE**

All tyres must comply with this article and with Appendix V.

## V4 – FIA ASIA-PACIFIC RALLY CHAMPIONSHIP

### GENERAL PRINCIPLES

#### 1. GENERAL CHAMPIONSHIP CONDITIONS

The FIA organises the FIA Regional Rally Championships (the Championships) which are the property of the FIA. The following regulations are applicable to one or more of the following specific Championships:

- FIA Asia-Pacific Rally Championship for Drivers and Co-Drivers
- FIA Asia-Pacific Rally Production Cup for Drivers and Co-Drivers
- FIA Asia-Pacific Rally Cup for Manufacturers
- FIA Asia-Pacific Rally Junior Cup
- FIA Asia-Pacific 2WD Rally Cup for Drivers, Co-Drivers & Manufacturers
- FIA Asia Rally Cup for Drivers and Co-Drivers
- FIA Pacific Rally Cup for Drivers and Co-Drivers

### ELIGIBLE CARS

#### 4. CARS ELIGIBLE TO ENTER FIA REGIONAL CHAMPIONSHIP RALLIES

##### 4.2 CLASSES OF CARS

CLASSES	GROUPS
<b>RC2</b>	S2000-Rally: 1.6T engine with a 30 mm restrictor S2000-Rally: 2.0 Atmospheric Group R5 (VR5) Group R4 (VR4) Group NR4 over 2000cc (current N4) RJ Category (JAF regulations) – over 2000cc
<b>RGT</b>	RGT cars
<b>RC3</b>	Group A over 1600cc and up to 2000cc Super 1600 R2 (over 1600cc and up to 2000cc – VR2C) R3 (atmo / over 1600cc and up to 2000cc – VR3C) R3 (turbo / up to 1620cc / nominal – VR3T) R3 (diesel / up to 2000cc / nominal – VR3D) G2 (CAMS regulations)
<b>RC4</b>	Group A up to 1600cc R2 (over 1390cc and up to 1600cc – VR2B) Kit-car up to 1600cc Group N over 1600cc and up to 2000cc RJ Category (JAF regulations) – over 1600cc and up to 2000cc
<b>RC5</b>	Group N up to 1600cc R1 (up to 1600cc – VR1A/VR1B) RJ Category (JAF regulations) – up to 1600cc

##### 4.3 ADDITIONAL PROVISIONS

The FIA Asia-Pacific 2WD Rally Cup for Drivers, Co-Drivers and Manufacturers is reserved for 2WD cars of classes RC3 to RC5.

- The FIA Asia-Pacific Rally Production Car Cup is reserved for Group N cars plus any cars allowed under Art 4.4.6 which are deemed by the APRC Executive to be of a production nature.
- Cars which are eligible for any other FIA Regional Championship, as per Article 4.4.6, may enter the APRC and will be included in the appropriate Class.
- Cars which meet the following ASN regulations are allowed to compete without the need for homologation documents:
  - JAF Specific Regulations for national rally car as RJ category car
  - CAMS G2 regulations
- The use of alternate parts listed in APRC technical documents and of identical dimensions to the homologated items is authorised. Where motor sport parts are not available, the APRC may approve

additional parts.

#### 4.4 NATIONAL/REGIONAL CARS

**4.4.6** Additionally, the APRC may also allow ASN-approved cars to compete and score points in the APRC and the Zone Cups.

Applications must be forwarded to the APRC Executive on the required regional approval form.

Cars will be required to meet specific criteria as detailed on the form.

## CHAMPIONSHIPS & POINTS

### 5. THE CHAMPIONSHIP REQUIREMENTS

#### 5.1 CHAMPIONSHIP POINTS

##### 5.1.1 Attribution of points

For any one make, only the best placed car may score points for the Manufacturers' Cup.

Points will be awarded for each title in accordance with the scale given in Article 5.1.1.

**5.1.2** Bonus points will be awarded according to Article 5.1.2 of the FIA Championships Regulations

##### 5.1.4 Additional conditions to score points

Only those cars driven by a registered driver are eligible to score points within the general classification, taking into account their relative position and without taking into account the classification of the cars of the non-registered drivers. Registered co-drivers are eligible to score points within the general classification, taking into account their relative position and without taking into account the classification of the non-registered co-drivers.

#### 5.2 NUMBER OF CHAMPIONSHIP RALLIES

The number of Championship rallies is 6 which must take place in the FIA Asia-Pacific Region. The number of Cup rallies in the Pacific zone is 3. The number of Cup rallies in the Asia zone is 4 [or 5].

#### 5.3 NUMBER OF RESULTS FOR THE FINAL CHAMPIONSHIP CLASSIFICATION AND MINIMUM PARTICIPATION REQUIREMENTS

APRC Championship - 6 nominated rallies of which at least 5 must be contested.

APRC Championship & one of the Zone Cups - 6 or 7 nominated rallies of which at least 5 must be contested.

Pacific Cup - 3 nominated rallies all of which must be contested.

Asia Cup - 3, 4 or 5 nominated rallies of which a minimum of 3 must be contested with the best 3 results counting.

A competitor who fails to enter or attend any nominated rally shall still be required to pay the full entry fee to the organiser.

#### 5.4 REGISTRATION

To be eligible for Championship points and awards, each competitor, driver and co-driver must be registered individually with the FIA.

##### 5.4.1 Registration requirements

To be eligible for any Asia Cup or Pacific Cup points and awards, each competitor, driver and co-driver must register with the FIA and the registration may be for either Cup but not both. Registration for one of the Cups together with APRC registration is permitted.

##### 5.4.2 Asia-Pacific Rally Junior Cup

The Asia-Pacific Rally Junior Cup is awarded to drivers taking part in selected qualifying APRC rallies using cars which are eligible for the FIA Asia-Pacific 2WD Rally Cup.

- Drivers must be aged 28 years old or younger as of 1 January in the year of competition.
- There is no age limit for co-drivers. However, only the registered driver may drive on the special stages of the rally.
- Drivers must register for the APRC in accordance with Art 5.
- The APRC Junior Cup shall be awarded to the driver who has scored the highest total number of points from the qualifying rallies. All qualifying rallies shall count towards the final total.
- The number of qualifying rallies in 2015 is four (NZ, Australia, Malaysia & Japan). A minimum of two events (1 in Pacific, 1 in Asia) must be contested to be classified for the trophy.
- Points will be awarded according to a separate classification of registered drivers.
- Except in a case of force majeure judged by the Stewards of the meeting, a registered driver who does not take part in any nominated qualifying rally will still be required to pay the full entry fee(s) to the organiser.
- Junior drivers may register and score points at any of the nominated rallies, providing they meet the

minimum participation requirements.

- The winner of the APRC Junior Cup will receive free entry to APRC/Cup rallies in the following year, excluding any items which are additional to the administrative entry fee (e.g. accommodation).

#### **5.4.3 Team Award**

A registered competitor (Team) may nominate a maximum of 3 team entries for each nominated rally to score points towards a team trophy. If the team entry is nominated prior to the close of entries for the first rally the crew may be nominated or changed at a later date and each driver & co-driver will be eligible to score points for the APRC drivers' and co-drivers' championships.

Teams may nominate and register additional team entries to the maximum of 3, before the close of entries for each nominated rally. These drivers may only score team points for the registered competitor (Team).

Drivers nominated to score team points must be registered for APRC and/or any of the Cups, or they may register and be nominated for individual rallies.

All points will be awarded as per Art 5.1.

Once the rallies have been nominated and the number of entries for each rally has been announced, the team is liable for all entry fees as per V4 Article 5.3.

### **5.5 REGISTRATION FEES**

**5.5.1** Registrations including the appropriate fee shall be sent to the APRC Secretariat who will provide the FIA with the registration list. For driver and co-driver registrations received no later than 28.02.2015, the registration fee will be € 140. For registrations received after 28.02.2015, the registration fee will be € 220. The fees have to be paid for each driver and for each co-driver to be registered.

**5.5.2** One-time payment for co-driver covers change of co-driver. Where the competitor is the driver or co-driver of the car no additional fee will be payable.

### **5.6 NOMINATION OF RALLIES & CLOSING DATES FOR REGISTRATION**

- Competitors may nominate a single rally or all rallies. They must nominate a rally, using a nominated driver and co-driver, at the latest by the time of closing date for entries in the rally concerned.
- Registration for the APRC Championship closes at the same time as the close of entries for the first nominated rally.
- Registration for the Pacific Cup shall require nomination for each of the three rallies in the Cup (New Caledonia, New Zealand and Australia) and nomination must be completed prior to the close of entries for the first rally of the Cup.
- Registration for the Asia Cup shall require nomination for 3, 4 or 5 rallies in the Cup (India, China, Japan, Malaysia and Thailand), and nomination must be completed prior to the close of entries for the first nominated rally of the Cup.
- Nomination of Cup rallies by APRC registered competitors must occur at the time of registration for the APRC.
- Points may only be scored at nominated rallies. Other rallies may be contested but participation in them will have no impact on the points awarded for those rallies.
- The only change after this date is for a change of co-driver, the introduction of a new competitor or the nomination of a driver by a registered competitor for the Team Award.

## **13. EVENT CHARACTERISTICS**

### **13.2. PROGRAMME FOR THE RALLIES**

**13.2.1 Duration of the rally and schedule** (recommended and maximum duration):

Wednesday Reconnaissance (optional)

Thursday Reconnaissance, Scrutineering

Friday Scrutineering and/or Shakedown and/or Media and/or Promotion,

Start of Leg 1 Section 1 (if suitable)

Saturday Leg 1

Sunday Leg 2, Finish Podium

#### **13.2.6 Distances**

The total distance of the special stages is set at a distance between 220 km and 280 km.

The maximum length of each special stage is 33 km.

The minimum special stage distance between service parks is 30 km and the maximum is 80 km.

Minimum distance for any one Leg: 60 km of special stages.

### **13.3 TYPE OF ROAD SURFACE**

A gravel road surface must be used for all or part of any rally. Tarmac or concrete stages are allowed but no section to have more than 60% of the special stage km between service points. Tarmac or concrete sections of each special stage must not be more than 15 km in length.

### 13.6 TITLE

Wherever possible, each rally should include in its title the acronym APRC.

## STANDARD DOCUMENTS AND SCHEDULES

### 14. FIA STANDARDISED DOCUMENTS

14.1 The entry list must show under which technical regulations the car is entered.

#### 14.2 ROAD BOOK

The road book must be made available to all the competitors at least 5 days prior to the start of Leg 1.

#### 14.4 RALLY GUIDE

It is required that organisers publish two Rally Guides:

- Rally Guide 1 – 5 months before the start of the rally. This should contain information for teams to plan their arrangements for the rally.
- Rally Guide 2 – 3 weeks before the start of the rally. This must contain all of the information required in Appendix II-3.

## CAR IDENTIFICATION

### 18. COMPETITION NUMBERS AND ADVERTISING

#### 18.2 DOOR PANELS

18.2.4 The door number sticker shall have two equal spaces below reserved for the APRC logo and provision for a possible series sponsor advertisement, all of which will be carried by all cars entered in the rally.

#### 18.8 ORGANISER'S OPTIONAL ADVERTISING

18.8.5 Organisers are permitted to have optional advertising as follows:

- a) On the bonnet of the car, a sticker measuring 10 x 60 cm.
  - b) On each side of the car, adjacent to the competition number sticker, 2 stickers measuring 15 x 25 cm.
- The location of these stickers must be specified in the Supplementary Regulations.

## SCRUTINEERING CHECKS

### 28. FINAL CHECKS

#### 28.1 FINAL PARC FERME

Cars not required for post-rally scrutineering may be released 30 minutes after the time at which the last car in the competition booked into the final control, provided that no eligibility protests have been received.

## SHAKEDOWN

### 29. SHAKEDOWN

#### 29.1 GENERAL

It is **mandatory** for the organiser to include a shakedown in the rally's programme.

Shakedown attendance is compulsory for all crews registered in the Championship/Cup and also for any invited crews.

#### 29.2 RUNNING OF SHAKEDOWN

29.2.4 The gravel surface of the shakedown does not have to be representative of the special stages of the Rally.

## CONTROLS

### 34. LATENESS

#### 34.1 MAXIMUM PERMITTED LATENESS

Any lateness exceeding **30 minutes** of the target time or an accumulative lateness exceeding 30 minutes at the end of each section will result in the competitor concerned being removed from the classification by the clerk of the course.

## SPECIAL STAGES

### 40. COMPETITOR SAFETY

**40.2.7** Each rally is required to include a standard dual language (English and the local language) safety page in the road book which may be used by crews when communicating with the SOS radio operators.

### 41. SUPER SPECIAL STAGES

#### 41.4 FAILURE TO COMPLETE A SUPER SPECIAL STAGE

If a car fails to complete a super special stage, it will be placed at the road section after the finish control of the stage and the crew will be allocated a stage time of the fastest time plus 5 minutes.

In such a case, the crew will be deemed to have completed the stage at its due time and be subject to all the normal rules, regulations and service restrictions of the rally.

Any crew recording an actual time in excess of the fastest time plus 5 minutes will be allocated time of the fastest time plus 5 minutes.

When an organiser schedules a super special stage as Section 1 of Leg 1 to open the Rally in the evening, a crew who fails to take part in or finish that stage will be given a penalty as stated above.

## STARTS AND RE-STARTS

### 43. CEREMONIAL START

**43.1** After a ceremonial start, cars shall not be placed in a parc fermé and no time cards may be issued.

### 45. START ORDERS AND INTERVALS

#### 45.3 START ORDERS

For Leg 1 of the rally, the APRC registered competitors will start first as a group except where the clerk of the course repositions one or more drivers in the interests of safety.

#### 45.5 START INTERVAL

All APRC registered competitors will start Leg 1 at 2 minute intervals; the interval for other competitors will be at the organiser's discretion.

### 46. RE-START AFTER RETIREMENT / RALLY 2

#### 46.1 GENERAL

Any crew which has failed to complete a Leg can re-start the rally from the start of the next Leg only if they confirm their intention to the clerk of the course one hour prior to the publication of the start list for the subsequent Leg. The competitor must advise the organiser of the reason for retirement (e.g. accident, technical problems, etc.) and the intention to have the car re-scrutineered.

This shall apply to any car which has been not classified on the grounds of exceeding the time limit or has failed to report to a control, but shall not apply where the car has been excluded for breach of eligibility requirements, traffic infringements or by a decision of the stewards. Any competitor who re-starts will not be classified in the final overall classification and thus not be eligible for Championship points; they will be eligible for bonus points only.

**47. REPAIRS PRIOR TO A RE-START****47.1 SERVICE LOCATION AND TIME ALLOWED**

Any car which fails to finish a Leg in accordance with the above may be repaired at the competitor's discretion. However, the car must report to the overnight regroup prior to the next Leg, no later than 1 hour before the scheduled start of the first car.

**47.2 SCRUTINEERING OF REPAIRED CARS**

The car must retain its original bodyshell and engine block as marked at pre-rally scrutineering. The competitor must be represented during this re-scrutineering at a time to be advised by the organisers.

**47.3 REPAIRS TO START LEG1/SECTION 2**

For those cars that failed to complete the super special stage/road section (Section 1 of Leg 1), if applicable, repairs may be carried out in accordance with the above-mentioned article and the competitor may start Section 2 of Leg 1. The competitor will be deemed to have completed the super special stage/road section and will not have retired. The supplementary regulations will specify the time for those competitors who failed to complete the super special stage and/or the road section.

**SERVICE****48. SERVICING – GENERAL CONDITIONS****48.2 TEAM PERSONNEL & SERVICE RESTRICTIONS****48.2.3 Crew cool suits or vests**

The passing of crew cooling vests or of ice for the purpose of replenishing re-circulating cool suits to and from the crew is permitted immediately after remote fuel zones or at other locations as identified by the organisers in the Supplementary Regulations or by way of a bulletin.

**49. SERVICE PARKS**

**49.2.2** All services between two groups of stages shall be 20 minutes flexi-service.

**51. FLEXI-SERVICE - 45'****51.3 FLEXI-SERVICE – 20'**

Articles 51.1 and 51.2 of the FIA Regional Rally Sporting Regulations shall also apply in the case of 20' service when linked to a regroup, to provide an opportunity for team cars to service at different times.

The operational window of flexi-servicing time is left to the discretion of the organiser but must be declared on the rally itinerary.

Flexi-servicing of 45 minutes at the end of each Leg (excluding the final Leg) will be provided.

**RESULTS & ADMINISTRATIVE REQUIREMENTS AFTER THE EVENT****56. RALLY PRIZE-GIVINGS**

**56.2.1** Both members of the crew and a team representative must attend any official function held on the same evening as the prize-giving if the function is listed in the Supplementary Regulations.

**56.3 OFFICIAL FUNCTIONS**

Each competitor must send a minimum of 2 representatives to any official function included in the programme in the Supplementary Regulations.



## TYRES AND WHEELS

### 60.1 FOR ALL TYPES OF CARS AND ALL COMPETITORS

#### 60.1.2 Moulded tyres

Hand cutting or modification of the specified tread pattern is permitted. Tyres will not be marked.

#### 60.1.4 Barcode number

Tyres are not required to have a moulded bar code number.

#### 60.1.5 Tyre quantities

There is no limit on the quantity of tyres that may be used.

## MECHANICAL COMPONENTS

### 63. MECHANICAL COMPONENTS

#### 63.3 TRANSMISSIONS

**63.3.1** For each car of the FIA Priority drivers and APRC registered drivers, one spare gearbox and one set of spare differentials (front and/or centre and/or rear) may be used in each rally. At the discretion of the APRC Technical Delegate or of the clerk of the course, other cars may be included.

### 65. ADDITIONAL CAR REQUIREMENTS

#### 65.2 TRACKING SYSTEM

**65.2.1** Once installed in each vehicle, access to the on-board electronic safety tracking system by the equipment provider is only allowed with the authority of the competitor concerned and in the presence of an official.

## V5 – FIA NACAM RALLY CHAMPIONSHIP

### GENERAL PRINCIPLES

#### 1. GENERAL CHAMPIONSHIP CONDITIONS

The FIA organises the FIA Regional Rally Championships (the Championships) which are the property of the FIA. The following regulations are applicable to one or more of the following specific Championships:

- FIA NACAM Rally Championship for Drivers
- FIA NACAM Rally Championship for Co-Drivers
- FIA NACAM Rally Championship Nations Cup

### ELIGIBLE CARS

#### 4.2 CARS ELIGIBLE TO ENTER IN NACAM FIA REGIONAL RALLY CHAMPIONSHIP RALLIES

Classes and groups will be limited as follows, for cars fully complying with the FIA regulations.

CLASSES	GROUPS
RC2	Group R5 (VR5) Group R4 (VR4) Group N over 2000cc (current N4)
RC3	R3 (atmo / over 1600cc and up to 2000cc – VR3C) R3 (turbo / up to 1620cc / nominal – VR3T) R3 (diesel / up to 2000cc / nominal – VR3D)
RC4	Group A up to 1600cc
	R2 (over 1390cc and up to 1600cc – VR2B)
	Group N over 1600cc and up to 2000cc
RC5	Group N up to 1600cc
	R1 (up to 1600cc –VR1A/VR1B)

In addition to the FIA homologated cars, the NACAM Rally Championship will also allow the following cars to participate in the Championship:

- Mitsubishi Lancer Evolution 9 MR (Current N4)
- Mitsubishi Lancer Evolution 10 MR (Current N4)
- Mitsubishi Lancer 2.0L (Current RC4 Group N over 1600cc and up to 2000cc)
- Skoda Fabia 1.6L (Current RC5 Group N up to 1600cc)

The detailed technical specifications of these cars may be requested to the NACAM Rally Championship secretariat.

### CHAMPIONSHIPS & POINTS

#### 5. CHAMPIONSHIP REQUIREMENTS

##### 5.1.4 Co-drivers classification

Co-drivers will be assigned the same amount of points as the driver they enter the rally with. If a co-driver changes driver during the season, all the accumulated points will be lost, and a new score will start from zero.

**5.1.5 Nations Cup Classification**

Points will be awarded to the driver's country for each rally, taking into account the general classification according to the same scale as for the drivers' and co-drivers' classifications.

**5.2 NUMBER OF RESULTS FOR THE FINAL CHAMPIONSHIP CLASSIFICATION**

The classification will be established taking into account the best 5 (five) results out of the 6 (six) contested rallies. The driver and the co-driver having totalled the highest number of points will be declared the relevant regional champion.

**5.3 MINIMUM PARTICIPATION REQUIREMENTS**

The minimum number of participations in order to be classified in the final at the end of the season is all of the rounds of the championship (6 rallies).

**5.4 NUMBER OF CHAMPIONSHIP RALLIES**

The number of Championship rallies is 6, which must take place in the FIA NACAM Region.

**5.5 REGISTRATION**

To be eligible for Championship points and awards, each driver and co-driver must be registered individually for the NRC with the FIA via the NACAM office.

**5.5.1 Registration requirements**

In addition to drivers and co-drivers, each competitor must be registered for the NRC with the FIA via the NACAM office.

**5.5.2 Nations Cup entries**

At the beginning of the year, each driver must present a letter from the ASN of his home country acknowledging it as his country of birth in order to be able to score points for the NRC NATIONS Cup.

**5.6 REGISTRATION FEES**

The championship entry fee will be \$4,000.00 USD for all classes. Each rally will have an entry fee of \$1,500.00 USD for all classes.

**5.7 REGISTRATION CLOSING DATES**

The closing date for entries for the Championship is 28/02/2015. The only change allowed after this date is for a change of co-driver or the introduction of a new competitor. The closing date for payment of each rally's entry fee will be that of the rally's administrative checks.

**5.8 POWER STAGE POINTS**

For the NACAM Rally Championships for Drivers and for Co-Drivers, additional points as per the following scale will be awarded according to the classification of the 'Power Stage' as in Art 13.7.

1 <sup>st</sup>	3 points
2 <sup>nd</sup>	2 points
3 <sup>rd</sup>	1 point

**13. RALLY CHARACTERISTICS****13.1 DURATION**

Duration of the rally and schedule (recommended and maximum duration):

Thursday: Scrutineering and/or Media and/or Promotion.

Friday: Reconnaissance,  
Scrutineering and/or Media and/or Promotion,  
Ceremonial Start,  
Super Special Stage (if applicable)

Saturday: Leg 1, Finish Podium, Prize-Giving (if applicable)

Sunday: Leg 2 or Super Special Stage, Finish Podium, Prize-Giving

## **13.2 DISTANCES**

The total distance of the special stages is between 120 km and 250 km. The maximum length of each special stage is 36 km. The minimum Special Stage distance between service parks is 30 km and the maximum is 80 km. Minimum distance for any one Leg: 60 km of special stages.

## **13.3 TYPE OF ROAD SURFACE**

At least 90% of gravel road surface must be used for any event. Tarmac on special stages is allowed but on no more than 10% of the stage distance. Only super special stages can be mostly tarmac, without the total distance exceeding the allowed 10% total of the rally's special stage distance.

## **13.6 TITLE**

Each rally should include in its title the acronym FIA NACAM and the NRC logo on all of the official documents.

## **13.7 'POWER STAGE'**

### **13.7.1 Announcement:**

On each NACAM Championship rally, the organiser shall include one special stage called a 'Power Stage'.

### **13.7.2 Characteristics**

This stage shall:

- Normally be the last stage of the rally.
- Be run as a stage of the event for all classified competitors.
- Be timed to the elapsed millisecond.

**13.7.3** Details of the running of the stage must be included in the Supplementary regulations.

**13.7.4** Attribution of 'Power Stage' points.

Points will be awarded according to the scale as described in Art. 5.8.

For the purpose of allocating points, the Power Stage Classification shall be calculated using the stage time plus any other time penalty accrued on this stage, including any false start penalty.

To score points, a driver must be classified in the Final Official Classification of the rally.

If the Power Stage is definitively stopped before all drivers eligible to start the Power Stage have had the opportunity to complete the stage, the Stewards may decide that no points are awarded for the Power Stage.

# **STANDARD DOCUMENTS AND SCHEDULES**

## **14. FIA STANDARDISED DOCUMENTS**

### **14.1 ROAD BOOK**

The road book must be made available to all the competitors via the official website at least 5 days prior to the start of Leg 1.

### **14.2 RALLY GUIDE**

The rally guide must be made available to all the competitors via the official website at least 1 month before the start of the rally. This should contain information for teams to plan their arrangements for the rally (host hotel, car rental company, towing services, fuel and tyre availability, etc.).

# **CAR IDENTIFICATION**

## **18. COMPETITION NUMBERS AND ADVERTISING**

### **18.1 CAR NUMBERS**

The competition number assigned to each driver will be the same throughout the entire championship and a set of numbers will be provided by the NRC.

### **18.2 REPLACEMENTS**

If a competitor needs another set of numbers, they should ask the NRC with at least 2 weeks' notice and pay

\$100 USD for each set.

#### **18.6 FRONT & REAR PLATE**

Two plates fitting into a rectangle 43 cm wide by 21.5 cm high, which shall include at least the NRC logo and full name of the rally, must be fitted one on the bonnet and the other on the rear window.

#### **18.7 WINDSCREEN BAND**

One band fitting in the top of the windscreen, 180 cm wide by 15 cm high which shall include the driver's and co-driver's national flag, NRC logotype, and championship sponsor's logotype. Crews may fit team advertising below the above-mentioned band, without obstructing the space allocated for the championship windscreen band.

### **STARTS AND RE-STARTS**

#### **46. RE-START AFTER RETIREMENT / RALLY 2**

##### **46.1 GENERAL**

A crew which has failed to complete a section can re-start the rally from the start of the next section only if they confirm their intention to the clerk of the course before the beginning of the service at the end of the section. The competitor must advise the organiser of the reason for retirement (e.g. accident, technical problems, etc.) and the intention to have the car re-scrutineered. This shall apply to any car which has been excluded on the grounds of exceeding the time limit or has failed to report to a control, but shall not apply where the car has been excluded for breach of eligibility requirements, traffic infringements or by a decision of the stewards. Any competitor who restarts will be classified in the final overall classification and be eligible for Championship points.

##### **46.2 REPAIRS AND SCRUTINEERING**

**46.2.1 Service location and time allowed** Any car which fails to finish a section in accordance with the above may be repaired at the competitor's discretion. However, the car must report to the Service Area prior to the next section, no later than before the scheduled entrance of the first car.

**46.2.2 Scrutineering of repaired cars** The car must retain its original body shell and engine block as marked at pre-rally scrutineering. The competitor must be represented during this re-scrutineering at a time to be advised by the organisers.

**46.2.3 Repairs to start Leg 1/Section 2** For those cars that failed to complete the super special stage/road section (Section 1 of Leg 1), if applicable, repairs may be carried out in accordance with Article 39.6.2 and the competitor may start Section 2 of Leg 1. The competitor will be deemed to have completed the super special stage / road section and will not have retired. The supplementary regulations will specify the time for those competitors who failed to complete the super special stage and/or the road section.

### **MECHANICAL COMPONENTS**

#### **65. ADDITIONAL CAR REQUIREMENTS**

##### **65.2 TRACKING SYSTEM**

For FIA NACAM Rally Championship rallies the use of a safety tracking system is not obligatory but it is strongly recommended.

## V6 – FIA / CODASUR RALLY CHAMPIONSHIP

### GENERAL PRINCIPLES

#### 1. GENERAL CONDITIONS OF THE CHAMPIONSHIP

The FIA organises the FIA regional rally championships (the Championships) that belong to this Federation. The regulations below apply to one or both of the specific championships as follows:

FIA – Codasur Rally Championships for Drivers  
FIA – Codasur Rally Championships for Co-Drivers

### OFFICIALS

#### 3. OFFICIALS AND DELEGATES

##### 3.1 STEWARDS

The panel of Stewards (the Stewards) shall always comprise three members. The chairman and one of the members shall be appointed by the FIA/Codasur and be of a different nationality to that of the organising country.

##### 3.2 FIA/CODASUR DELEGATES

At least the following Delegates shall be appointed by the FIA/Codasur:

###### 3.2.1 FIA/CODASUR TECHNICAL DELEGATE

The FIA/Codasur Technical Delegate will liaise with the Clerk of the Course and will be the main officer in charge of all technical matters.

###### 3.2.2 FIA/CODASUR OBSERVERS

The FIA/Codasur Observer(s) will review all aspects of the rally and fill in the appropriate FIA report form.

### ELIGIBLE CARS

#### 4. CARS ELIGIBLE TO ENTER THE FIA/CODASUR REGIONAL CHAMPIONSHIPS

##### 4.2 CLASSES OF CARS

CLASSES	GROUPS
RC2	S2000-Rally: 2.0 Atmospheric
	Group R5 (VR5)
	Group R4 (VR4)
	Maxi Rally
RC2N	Group N over 2000cc (current N4)
RC3	Group A over 1600cc and up to 2000cc
	Super 1600
	R2 (over 1600cc and up to 2000cc – VR2C)
	R3 (atmo / over 1600cc and up to 2000cc – VR3C)
	R3 (turbo / up to 1620cc / nominal – VR3T)
	R3 (diesel / up to 2000cc / nominal – VR3D)
RC4	Group A up to 1600cc
	R2 (over 1390cc and up to 1600cc – VR2B)
	Kit-car up to 1600cc
	Group N over 1600cc and up to 2000cc
RC5	Group N up to 1600cc
	R1 (up to 1600cc –VR1A/VR1B)

In classes RC4 and RC5, cars with ADN/Codasur homologations will be admitted in addition to those with FIA homologations.

#### 4.4 NATIONAL/REGIONAL CARS

**4.4.6** Additionally, the Codasur Rally Championship may also allow ASN-approved cars to compete and score points.

The request for the approval of these cars for Codasur must be sent to the Codasur Rally Commission together with the corresponding documentation.

Cars will be required to reach the specific requirements/criteria determined by the FIA/Codasur.

## CHAMPIONSHIP & POINTS

### 5. CHAMPIONSHIP REQUIREMENTS

#### GENERAL

There are two types of rallies in the championship, i.e.

- . Regular Rallies: Two legs – total distance of between 140 km and 200 km of the route
- . Special Rallies: Run together with the FIA World Championship

#### 5.1 AWARDING OF POINTS

##### 5.1.1 Attribution of Championship Points

If the rally is a Special Rally and exceeds 250 km of Special Stages, it will be allocated 50% more points in the general classification and for each class.

##### 5.1.2 For each leg

In addition, points will be awarded for each leg for the final general classification and for its series:

Position	Points
1 <sup>st</sup>	12
2 <sup>nd</sup>	9
3 <sup>rd</sup>	7
4 <sup>th</sup>	6
5 <sup>th</sup>	5
6 <sup>th</sup>	4
7 <sup>th</sup>	3
8 <sup>th</sup>	2

#### 5.2 NUMBER OF RESULTS FOR THE FINAL CHAMPIONSHIP CLASSIFICATIONS

All results are taken into account.

#### 5.3 MINIMUM PARTICIPATION REQUIREMENTS

To win the FIA/Codasur Regional Champion's title or be placed in the general classifications of the Championship, competitors must have participated in a minimum of three (3) rallies.

#### 5.4 NUMBER OF CHAMPIONSHIP RALLIES

The maximum number of Championship rallies is five (5), which shall be run in the FIA/Codasur Region.

#### 5.5 REGISTRATION

There is no previous registration in the FIA/Codasur Championship.

### 13. RALLY CHARACTERISTICS

#### 13.1 DURATION AND SCHEDULE

All the rallies should be scheduled as follows:

Regular Rallies:

Thursday: reconnaissance – administrative check – scrutineering

Friday: reconnaissance – scrutineering – shakedown – qualifying stage (optional) – ceremonial start – super special stage (optional)

Saturday: Leg 1

Sunday: Leg 2 – Prize-giving ceremony

Special Rallies:

As specified by the supplementary regulations of the rally.

## **13.2 DISTANCES**

### **13.2.1 Regular Rallies**

The total distance of the special stages should be between 140 km and 200 km, divided into two legs. The length of the legs should be considered within a minimum of 40 per cent and a maximum of 60 per cent of that route.

The maximum length of the special stages is 40 km.

As a reference, the maximum average speed of the special stages should be 130 kph.

If the distance between the service parks is longer than 80 km, a supplementary refuelling zone should be implemented.

### **13.2.2 Special Rally**

The rally should be included on the calendar of the World Rally Championship. The total distance of the rally and of its legs should be specified in the supplementary regulations.

## **13.3 ROUTE SURFACE**

The surface of the routes to be used for running special stages may be gravel or asphalt.

# **STANDARD DOCUMENTS**

## **14. FIA STANDARDISED DOCUMENTS**

### **14.1 GENERAL**

The Official Rally Guide is not mandatory for the FIA/Codasur rally championships.

# **CAR IDENTIFICATION**

## **18. COMPETITION NUMBERS AND ADVERTISING**

### **18.3 REAR WINDOWS**

Not applicable to FIA/Codasur.

### **18.6 FRONT PLATE**

Optional for FIA/Codasur.

### **18.8 ORGANISER'S MANDATORY ADVERTISING**

The organiser should have a 40 cm high x 25 cm wide panel, located on the forward part of the front doors.

# **ENTRIES**

## **21. ENTRY CLOSING DATE**

### **21.1 ENTRY CLOSING DATE**

The closing date for entries shall be mentioned in the supplementary regulations. It is recommended that this be the Tuesday of the week in which the rally is to take place.

## **23. ENTRY FEES**

### **23.4 ENTRY FEES FOR FOREIGN COMPETITORS**

The organisers may decide whether or not competitors with licences that have not been issued by the organising country must pay entry fees.



## 24. CLASSES

### 24.2 MINIMUM NUMBER OF COMPETITORS BY CLASS/GROUP

The minimum number of competitors per class is two.

If there is only one competitor entered in a class, this competitor shall participate and be awarded points in the class immediately above.

## SHAKEDOWN – QUALIFYING STAGE

## 29. SHAKEDOWN

### 29.2 RUNNING OF SHAKEDOWN

**29.2.4** The shakedown shall be run in groups for a minimum of one hour's duration.

The composition of the groups will be announced via a bulletin.

## 30. QUALIFYING STAGE

### 30.1 GENERAL

**30.1.1** Optionally, the organiser can hold a Qualifying Stage in which the drivers entered in classes RC2 and RC2N will take part, so as to establish the start order of Leg 1.

This route also can be the shakedown stage.

**30.1.2** The first 10 classified drivers shall be entitled to choose their start position for Leg 1 within the first 10 start places (not considered in the start order if a Super Special Stage has been scheduled from the very beginning).

**30.1.3** Participation in the Qualifying Stage is not mandatory.

**30.1.4** The Qualifying Stage should:

- . be run as if it were a stage run during the rally, and comply with any appropriate safety requirements;
- . be included in the rally schedule, but not in the rally results;
- . be representative of the rally;
- . be between 2.50 km and 5 km long.

**30.1.5** The tyres to be used should comply with the minimum 1.6 mm depth required by the regulations.

**30.1.6** Any competitor who sustains on his/her car such damage as prevents him/her from proceeding with the Qualifying Stage and repairing his/her car before the start ceremony should nevertheless attend the start ceremony as provided for in Art. 43.

### 30.2 PREVIOUS SHAKEDOWN

The drivers who have been classified to run the Qualifying Stage are allowed to have run the previous shakedown within the timetable specified by the organisers.

The cars that take part in the shakedown and the Qualifying Stage must have complied with the previous scrutineering.

### 30.3 QUALIFYING STAGE RUNNING

**30.3.1** The drivers who take part in the Qualifying Stage shall start this Qualifying Stage in the order that has been assigned by the organiser, with a two-minute interval between cars.

**30.3.2** The entered driver and co-driver should be on board the car throughout the Qualifying Stage.

**30.3.3** The start order and the timetable shall be published in a bulletin. The procedures established for a special event start shall apply.

**30.3.4** Should the Qualifying Stage not be run, for force majeure reasons, the order mentioned in Art. 45.3 shall be considered to be the result of said Qualifying Stage for proceeding to select the start order of the first 10 crews for Leg 1.

### 30.4 CAR FAILURES IN THE QUALIFYING STAGE

**30.4.1** Any car sustaining any failure that prevents it from completing the linking race or stage shall be recovered and transferred to the parc fermé by the organisers, upon the end of the Qualifying Stage.

### 30.5 PARC FERMÉ UPON A QUALIFYING STAGE

Any service provided on a car upon the start of the Qualifying Stage is prohibited. All of the cars taking part in the Qualifying Stage should run the remainder of the route, arrive at the parc fermé as defined by the organiser, and remain there until they are released by the Stewards.

### 30.6 DEFINITION OF THE START POSITIONS

The competitors shall choose their start positions for the rally in the order of the results provided by the Qualifying Stage.

**30.6.1** The driver who sets the highest speed shall be the first to choose his/her position, the driver who sets the second highest speed shall be the second to choose his/her position, and so on.

**30.6.2** The publication and the day and time for performing this procedure shall be specified in the supplementary regulations of the rally.

### 30.7 DELAYED OR ADVANCED CHECK-IN

Any check-in delayed or advanced with regard to the check-in previous to the start of the Qualifying Stage (CHPC) shall be considered to be inappropriate participation and Art. 33.2.10 shall apply thereto.

### 30.8 FALSE START

Any false start during the Qualifying Stage, especially if occurring before the start signal has been shown, shall be considered to be inappropriate participation and Art. 37.6 shall apply thereto.

### 30.9 SERVICE

From the beginning of the shakedown schedule to the start time for the Qualifying Stage, service can be provided only at the main Service Park or at the Service Park designated by the organiser to that end.

## SPECIAL STAGES

### 41. SUPER SPECIAL STAGE

#### 41.4 FAILURE TO START SECTION 1, LEG 1 (SUPER SPECIAL STAGE)

Crews who do not show up to start the super special stage that is included in Section one of Leg 1 (if any), undergo any failures while completing it, or were detained between the stop point and the overnight regrouping and are unable to reach it on their own, shall be allowed to make repairs and continue the stage from Section 2, Leg 1.

The time spent on these repairs will be 2 hours from the ideal time of presentation. The time set for the super special stage shall be indicated in the supplementary regulations of the rally.

#### 41.5 SUPER SPECIAL STAGE DURING THE RACE

The super special regime contained in the supplementary regulations shall apply to such crews who show their time cards at the time control and cannot start the stage, or those who undergo failures while completing it.

## STARTS AND RESTARTS

### 45. START ORDER AND INTERVALS

#### 45.3 NUMBERS AND START ORDER OF LEG 1

##### 45.3.1 Regular Rallies

The car numbers shall be determined by the organisers and the FIA/Codasur, taking into account the competitors' priority, their position in the Championship and the technical features of their cars.

For the first rally of the Championship, the final classification of the previous Championship will be taken into account.

In all "Regular Rallies", the FIA Codasur Champion of the previous year shall be assigned the number 1.

The start order of leg 1 will be as follows:

In the case that the Qualifying Stage is run or was scheduled and could not be run, the 10 first places shall be assigned according to the position that the participants may have chosen. The next places shall be assigned as determined by the clerk of the course and agreed upon by the Stewards.

In the case that the Qualifying Stage had not been scheduled, the places shall be assigned as determined by the clerk of the course and agreed upon by the Stewards.

For the start order of the legs, Class RC2 and Class RC2N drivers shall be arranged in a single group.

##### 45.3.2 Special Rallies

The car numbers and the start order of leg 1 shall be detailed in the supplementary regulations.

**45.5 START INTERVAL**

The first twenty (20) crews starting in each leg shall be distanced from each other by two (2) minutes. The interval for the remainder of the crews shall be of at least one (1) minute.

**46. RE-START AFTER RETIREMENT / RALLY 2****46.1 GENERAL**

A crew which failed to complete a leg may run the rally from the start of the next leg, provided it confirms to the race director, one hour before the publication of the start list for the next leg, its intention to so do. The competitor should give the organiser notice of the reason for retirement (e.g. accident, technical problems, etc.) and of the intention to have the car inspected again.

This shall apply to any car which has been excluded for speeding-or which has failed to report to a control, but shall not apply if the car was excluded for traffic infringements or by a decision of the Stewards upon the car having violated any regulatory provisions. A competitor who re-starts shall not be classified in the final overall classification and shall thus not be eligible for championship points, except for the points per leg.

**47. REPAIRS AND SCRUTINEERING****47.1 SERVICE LOCATION AND TIME ALLOWED**

Any car which fails to finish a leg in accordance with the above may be repaired at the competitor's discretion. However, the car must report to the overnight regroup prior to the next leg, no later than 1 hour before the scheduled start of the first car.

**47.2 SCRUTINEERING OF REPAIRED CARS**

The car must retain its original body shell and engine block as marked at pre-rally scrutineering. The competitor must present the car during this re-scrutineering at a time to be reported by the organisers.

**SERVICE****49. SERVICE PARK****49.2 SERVICE PARK SCHEDULE**

**49.2.2** Thirty (30) minutes between two groups of stages.

FIA/Codasur has a flexible period of 15 minutes prior to the entrance to intermediate service parks.

**TYRES AND WHEELS****60. GENERAL****60.1.13 CODASUR TYRES**

The characteristics and tyre marks to be used in Codasur will be announced in a bulletin to be published before 01/03/2015.

**MECHANICAL COMPONENTS****63. MECHANICAL COMPONENTS****63.1 ENGINE REPLACEMENT**

**63.1.1** In the case of engine failure between scrutineering and the first time control, replacing the engine is allowed; however, a one-minute (1-minute) penalty will be applied by the clerk of the course.

This action must be checked by the scrutineer before the first time control above.

## **65. ADDITIONAL CAR REQUIREMENTS**

### **65.2 TRACKING SYSTEM**

For the FIA/Codasur Rally Championship, the use of an on-board electronic safety tracking system is not mandatory, though strongly recommended.

# 2015 FIA Regional Rally Sporting Regulations

## APPENDICES

### INDEX

#### APPENDIX I CONTROL SIGNS

#### APPENDIX II STANDARD DOCUMENTS

	DOCUMENT	AVAILABILITY
1	Supplementary regulations	Website + (printed optional)
2	Bulletins	Website + printed
3	Rally Guide (1 and/or 2)	Website + (printed optional)
4	Itinerary	Website + printed (with supplementary regs)
5	Road book	Printed
6	Time card	Printed
7	Standard entry form	Website + printed (with supplementary regs)
8	Entry Lists	Website + printed
9	Start lists & Results at the rally	(Website optional) + printed
10	Media Safety Book (optional)	Website + printed

The following additional documents are required, but are of free format:

- Safety plan
- Maps
- Programmes
- Organisation handbooks
- Internal documents
- Helicopter information (if applicable)

#### APPENDIX III SAFETY

#### APPENDIX IV : PODIUM CEREMONY see FIA World Rally Championship Regulations (optional for Regional Championships)

#### APPENDIX V TYRES

#### APPENDIX VI : ENTRY FEES, ADMINISTRATIVE PACKAGE AND PERMANENT PASSES see FIA World Rally Championship Regulations






























#### APPENDIX VII : START LIGHT SEQUENCE see FIA World Rally Championship Regulations

#### APPENDIX VIII : JUNIOR WRC see FIA World Rally Championship Regulations

#### APPENDIX IX : ORGANISATIONAL REQUIREMENT SPECIFICATION (for organisers' only – no regulatory value for competitors)

#### APPENDIX X FIA RGT CUP

# APPENDIX I

Control type	CONTROL ZONE (Diameter of signs : about 70 cm)		
Direction of travel	  		
	YELLOW SIGNS Control Area Entry	RED SIGNS Compulsory Stop	BEIGE SIGN End of Control Area
PASSAGE CONTROL	 ← 25 m min. →	 PC ← 25 m →	
TIME CONTROL	 ← 25 m min. →	 TC ← 25 m →	
TC AT SERVICE PARK ENTRANCE	 ← 5 m →	 TC ← 5 m →	
TC AT SERVICE PARK EXIT	 ← 5 m →	 TC Usually leads to RZ and/or TZ ← 5 m →	
TIME CONTROL AND SS START	 ← 25m min. →	 TC ← 50-200m →	 SS START ← 25 m →
END OF SS	 ← 100 m → ADVANCE INDICATION	 ← 100-300 m → FLYING FINISH LINE	 ← 25 m → STOP CONTROL
OTHER FIA STANDARD RALLY SIGNS (Diameter of signs: about 70 cm)			
	WHITE SYMBOL ON YELLOW BACKGROUND *	WHITE or BLUE SYMBOL on a BLUE or WHITE BACKGROUND *	
TYRE MARKING/ CHECKING		 One sign for all tyre operations	
REFUEL ZONE		 One sign for all refuel operations	
RADIO POINT	 WARNING SIGN ← 100 m →	 RADIO POINT	
MEDICAL VEHICLE POINT	 WARNING SIGN ← 100 m →	 MEDICAL VEHICLE POINT	

Distances shall be respected as near as practically possible.

\* Previous colours/design of these signs may be used until replacements are required.

## RALLY CONTROL SIGNS

**Time Control**

Colour of Control Area Entry: **YELLOW**  
Colour of Control: **RED**

**SS Start**

Colour: **RED**

**Flying Finish Line**

Colour of Control Area Entry: **YELLOW**  
Colour of Control: **RED**

**Stop Control**

Colour: **RED**

**End of Control Area**

Colour: **BEIGE**

**Passage Control**

Colour of Control Area Entry: **YELLOW**  
Colour of Control: **RED**

**Begin of Refuel Zone**

Colour: **BLUE**

**End of Refuel Zone**

Colour: **BLUE**

**Radio Point**

Colour of Control Area Entry: **YELLOW**  
Colour of Control: **BLUE**

**Medical Vehicle Point**

Colour of Control Area Entry: **YELLOW**  
Colour of Control: **BLUE**

**Begin of Tyre Marking/Checking**

Colour: **BLUE**

**End of Tyre Marking/Checking**

Colour: **BLUE**

## APPENDIX II

### STANDARD DOCUMENTS

#### 1. SUPPLEMENTARY REGULATIONS

Each rally must produce supplementary regulations (Article 20 of the Code).

An electronic version of the supplementary regulations must reach the FIA according to the FIA Regional Rally Sporting Regulations.

Within four weeks following receipt of the draft, the FIA will inform the organiser of any modifications to be made, and will issue a visa authorising their publication.

The supplementary regulations must be printed in A 5 format (compulsory in ERC, optional for the other Regions) and appear on the official rally website according to the FIA Regional Rally Sporting Regulations.

Printed versions must be distributed at least to rally officials.

Two copies of the final supplementary regulations must be sent to the FIA upon publication.

#### CONTENT

##### INDEX

#### 1. Introduction

##### 1.1 Text similar to:

*'This rally will be run in compliance with the FIA International Sporting Code and its appendices, the 2015 FIA Regional Rally Sporting Regulations, the National Sporting Regulations which comply with the FIA regulations and these Supplementary Regulations.*

*Modifications, amendments and/or changes to these Supplementary Regulations will be announced only by numbered and dated Bulletins (issued by the organiser or the Stewards)*

*Additional information will be published in the Rally Guide, issued on.... [Date of publication]  
The 2015 FIA Regional Rally Championships Sporting Regulations can be found at... [FIA website]'*

##### 1.2 Road surface

##### 1.3 Overall SS distance and total distance of the itinerary

#### 2. Organisation

##### 2.1 FIA titles for which the rally counts

##### 2.2 Visa numbers – FIA and ASN

##### 2.3 Organiser's name, address and contact details (permanent office)

##### 2.4 Organisation committee

##### 2.5 Stewards

##### 2.6 FIA Delegates & Observer

##### 2.7 Senior officials

##### 2.8 HQ location and contact details (tel. & fax.)

#### 3. Programme, in chronological order (dates and times), giving location as necessary

- Publishing of the supplementary regulations
- Closure date of entries at reduced fee (if applicable)
- Closure date of entries
- Publication date of entry list
- Issuing of the road book, map and Rally Guide



- Closing date for order of extra services in service park
- Closing date for shakedown registration (if required)
- Rally HQ opening/closing
- Official Notice Board – location
- Collection of material and documents
- Administrative checks
- Collection of tracking systems for reconnaissance
- Start of reconnaissance
- Opening of media centre and media accreditation
- Collection of rally safety tracking systems
- Scrutineering – sealing & marking of components
- Team managers and/or Drivers' briefing (if applicable)
- Helicopter pilots' briefing (if applicable)
- Shakedown and time-schedule
- Free Practice and Qualifying time-schedule (if applicable)
- Publication of starting order and TC arrival times for Qualifying (if applicable)
- Date, time and location of procedure for the selection of start positions (if applicable)
- Pre-rally Press Conference
- First Stewards' meeting
- Publication of start list for Ceremonial start (if any) and Leg 1
- Ceremonial start (if any)
- Rally start, place and time
- Finish of Leg 1, place and time
- Publication of start lists for subsequent Legs
- Start of the following Leg
- Podium Ceremony/Prize-giving
- Post-rally Press Conference
- Final scrutineering
- Time of Publication of Provisional Final Classification
- Time of Publication of Final Official Classification

#### 4. Entries

- 4.1 Closing date for entries
- 4.2 Entry procedure
- 4.3 Number of competitors accepted and classes
- 4.4 Entry fees / entry packages for Private Competitors
- 4.5 Payment details (including details of any applicable taxes)
- 4.6 Refunds

#### 5. Insurance

#### 6. Advertising and Identification

#### 7. Tyres

- 7.1 Tyres specified for use during the rally

The following text is recommended to cover the use of tyres:

*In addition to complying with the 2015 Regional Rally Sporting Regulations, the following quantities and type of tyre are confirmed for use.*

<i>Tyre Type</i>	<i>Compound</i>	<i>Driver Priority</i>	<i>Max. no. of tyres</i>	<i>Extra for shakedown</i>	<i>Total for rally</i>

- 7.2 Tyres for use on reconnaissance – if necessary
- 7.3 National laws or special requirements (if any)

#### 8. Fuel (if applicable)

- 8.1 Ordering procedure
- 8.2 Closing date for ordering fuel
- 8.3 Distribution for non-priority drivers

**9. Reconnaissance**

- 9.1 Procedure for registration
- 9.2 Specific and/or national restrictions – speed limit on the special stages
- 9.3 Location of collection of speed control checking devices

**10. Administrative Checks**

- 10.1 Documents to be presented:
  - Competitors license
  - Driver and Co-driver competition licenses
  - Driver's and Co-driver's valid driving licence
  - Driver and Co-driver passports or identification
  - ASN authorisation, for all foreign competitors
  - Completion of all details on the entry form
  - Car insurance cover certificate
  - Car insurance registration papers
- 10.2 Timetable

**11. Scrutineering, Sealing and Marking**

- 11.1 Scrutineering venue and timetable
- 11.2 Mud flaps (Appendix J Article 252.7.7)
- 11.3 Windows/Nets (Appendix J Article 253.11)
- 11.4 Driver's safety equipment
- 11.5 Noise level
- 11.6 Special national requirements
- 11.7 Installation of Safety Tracking System

**12. Other procedures**

- 12.1 Ceremonial start procedure and order
- 12.2 Finish procedure (only if different from the Regulations)
- 12.3 Permitted early check-in
- 12.4 Super special stage procedure and running order (if applicable)
- 12.5 Any special procedures / activities including the organisers' promotional activities
- 12.6 Official time used during the rally

**13. Identification of Officials**

**14. Prizes**

**15. Final Checks**

- 15.1 Final checks – who is required to attend from teams and location
- 15.2 Protest fees
- 15.3 Appeal deposit fees

**Appendix 1** Itinerary

**Appendix 2** Reconnaissance schedule

**Appendix 3** Names and photographs of CROs and their itinerary

**Appendix 4** Decals and positioning of supplementary advertising

**Appendix 5** Extracts from FIA Appendix L relating to overalls, helmets and any other safety requirements

**Appendices 6, 7, etc.** Items at the organisers' discretion.

## 2. BULLETINS

Bulletins are defined in Article 2.2 of these regulations.

They may be issued either:

- By the organisers, up to the commencement of scrutineering with the approval of the FIA. Exceptionally, modifications to the itinerary or to the reconnaissance programme, as approved at the time of Visa issue, may be made by the organiser. Nevertheless, such modifications must be advised to the FIA
- or
- By the stewards throughout the competition. However, bulletins detailing modifications to the itinerary or to the time of the delayed posting of the Provisional Final Classification may be issued by the clerk of the course.

Bulletins must be numbered and dated. They shall be printed on yellow paper and posted on the official notice board(s) and on the event website.

Where possible, notifying competitors electronically of publication of a bulletin is recommended.

The competitors (or crew members) must confirm receipt thereof by signature, unless this is materially impossible during the running of the rally.

A bulletin may only be published after the approval of the FIA or after being issued by the stewards of the meeting (where applicable).

### 3. RALLY GUIDE

The concept is to have all rally paperwork in one document whether for media, officials or competitors. The Rally Guide may be published as electronic document at least 3 weeks before the start of the rally. **It is optional for the organisers to print the Rally Guide.**

\* Supplementary Regulations fully detailed in Appendix II-1

CONTENT			
Art.	Headings and Subheadings	SR*	RG
1	<b>Introduction / welcome</b> Introduction from top officials, chairman, etc "This document has no regulatory power – for information only"	- -	X X
2	<b>Contact details</b> a) <b>Permanent contact details</b> Postal and visitors' addresses, phone and fax E-mail and internet addresses Key officials b) <b>Rally HQ contact details</b> Address, phone and fax Rally office opening hours c) <b>Media contact details</b>	X X X X X X X -	- - - X X X X X
3	<b>Programme and critical deadlines</b> a) Schedule before the rally week b) Schedule during the rally week	X X	X X
4	<b>Entry details</b> Titles for which the rally counts List of entry fees Entry packages for non-FIA registered teams	X X X	- - -
5	<b>Service park(s) and Remote Service Zones if applicable</b> Information about the service park(s), etc Facilities at service park Service park content – see list at the end of this Appendix	- - -	X X X
6	<b>Two-way radio</b> Contact details to person / authority in charge	-	X
7	<b>Fuel / Tyres</b> Information on requirements /availability	X	X
8	<b>Import of vehicles and spare parts</b> National laws / customs clearance / agents	-	X
9	<b>Helicopters</b> Registration procedure / information on hire companies	-	X
10	<b>Hospitality arrangements</b> Contact details for person/company in charge of hospitality arrangements	-	X
11	<b>Hotel / accommodation reservation</b> List of hotels Contact details for reservations	- -	X X
12	<b>Reconnaissance</b> GPS tracking (start nos, collection,)	X	X
13	<b>Scrutineering, sealing and marking</b> Date, place and time-windows (individual times in bulletin) Preparations to be made before the car is brought to scrutineering Collection / return points for safety tracking system Final scrutineering	X - X X	X X X X
14	<b>Shakedown / Free Practice and Qualifying (if applicable)</b> General info & times (location, stage length, distance to service park, etc.)	X	X
15	<b>Start procedure</b> Programme and instructions	X	X
16	<b>Finish Procedure</b> Programme and instructions	X	X

Art.	Headings and Subheadings	SR*	RG
17	<b>PR activities</b> Rally shows etc	-	X
18	<b>Media</b> Contact before the rally Accreditation procedure / criteria and deadline Accreditation desk – location and opening hours Media room – location and opening hours Press Conferences – time and location Teams' media contacts Expected media coverage (TV & radio, times, channels and frequencies)	- - - - X - -	X X X X X X X
19	<b>Passes and plates</b> Description of the various passes and plates – which pass allows access where	-	X
20	<b>Medical and Safety Service</b> Emergency number Telephone numbers for: - Hospitals in the area - Police - Towing service - Pharmacies	- - - - - -	X X X X X X
21	<b>List of useful facts and services</b> Climate Time zone Currency Hire car companies Airline companies and airports Copy service Mobile phone (Rental and service) Security companies Taxis	- - - - - - - - -	X X X X X X X X X

APPENDICES		SR	RG
Note: Format of Appendices is at the discretion of the organiser.			
Headings			
Itineraries			
All Legs		X	X
Itinerary compared with previous years		-	X
Recce schedule		X	X
Maps (A4 format)			
Overview Maps (each Leg)		-	X
Special stage maps and recce maps		-	(optional)
Shakedown map,( if applicable)		-	X
Free Practice and Qualifying (if applicable)		-	X
Relevant cities / towns (showing HQ, service park, hospitals etc)		-	X
Road books or regional maps, town maps, diagrams to explain how to travel			
From airport to HQ (or road connections)			
Between HQ and service park		-	X
From service park to shakedown		-	X
From shakedown to service park		-	X
Between HQ and scrutineering		-	X
Between service park and scrutineering		-	X
Between service park and remote / additional refuel zones (if any)		-	X
Between service park and remote service zone (if any)		-	X
Between service park and tyre fitting zone (if any)		-	X
Between service park and light fitting zone (if any)		-	X
Between HQ and media centre (if applicable)		-	X
Drawings and layouts			
Scrutineering & noise check area		-	X
Safety box installation		-	X
Remote Service Zone (if applicable)		-	X
Rally HQ		-	X
Starting area		-	X
Finish area		-	X
Service Park drawing		-	X

**Organisers may consider use of forms for the following:**

Hotel / accommodation reservation  
Service park facilities  
Media accreditation  
Recce registration  
Additional material order  
Two-way radio form (if applicable)  
Customs clearance form (if applicable)

**Check list for Service Park plans:**

- TC in / TC out (with numbers)
- Parc fermé
- Technical zone
- Tyre marking zone
- Refuel area (if not remote)
- Environmental requirements
- Service vehicles in and out of SP
- Position for emergency service, fire brigade medical centre, etc
- Auxiliary parking areas
- Press and VIP parking areas
- Spectator parking
- Rally office / information centre
- Public toilets
- Water supply
- Rubbish area(s)
- Helicopter pad

**4. ITINERARY – EXAMPLES OF LAYOUT OF ITINERARY****1 – FREE PRACTICE (FP) / QUALIFYING STAGE (QS) (when applicable)**

The schedule for the Free Practice before QS must ideally be incorporated within a 2 hours window and must appear in the program of the rally.

Qualifying				Thursday 25 June 2015		
TC	LOCATION	SS dist.	Liaison dist.	Total dist.	Target time	First car due
TCFP	Start of Free Practice					8:00
FREE PRACTICE CLOSSES AT 10:00						
TCQS						10:30
RZQS	Refuel for Qualifying Stage					
QS	Qualifying Stage	3.86	-	-	-	10:38
TCPF	Parc fermé IN (early check-in permitted)	-	6.50	10:36	0:18	10:56
Start order selection at XXXXXX (give location)						12:00

Qualifying

**2 - SSS TO START THE RALLY**

Start (Section 1)				Thursday 25 June 2015		
TC	LOCATION	SS dist.	Liaison dist.	Total dist.	Target time	First car due
0	Start - (Anytown Pavilion)					18:15
RZ 1	Refuel - All competitors					
	Distance to next refuel	(2.06)	(24.98)	(27.04)		
1		-	10.49	10.49	00:25	18:40
SS1	SSS Trotting Track 1	2.06	-	-	-	19:00
1A	Parc fermé IN	-	14.49	16.55	0:30	19:30
Overnight regroup						
Re-Start (Sections 2,3,4.....)				Friday 26 June 2015		
TC	LOCATION	SS dist.	Liaison dist.	Total dist.	Target time	First car due
1B	Parc fermé OUT - Service IN	-	0.00	0.00	0:30	06:00
	Service A - Anytown Pavilion	(2.06)	(24.98)	(27.04)	0:15	
1C	Service - OUT	-	-	-	-	06:15
RZ 2	Refuel – All competitors					
	Distance to next refuel	(50.68)	(99.16)	(149.84)		

## NOTES

- Boxes showing visits to service park and remote service zones should have a thick black surround and, when printed in colour, a light blue infill shade.
- Boxes showing regroup or other TC activities should have a thin black surround and no infill shade.
- Boxes showing any refuel should have a thin black surrounding and a yellow infill shade.
- Boxes showing section distances before an overnight regroup and End of Rally total figures should have a thin black surrounding and a light grey infill shade.
- All visits to the service park carry a letter A, B, C etc.
- TC 0 is always the start of the competitive element of the rally. A 'stand-alone' Ceremonial Start is not considered as TC 0.
- Note section numbers in right hand margin.

## 3 - TYPICAL SERVICE DURING A DAY

<b>SS10</b>	<b>Vesuvius 1</b>	<b>22.80</b>				<b>11:40</b>	Section 4
10A	Regroup & Technical Zone <b>IN</b>	50.68	73.48	01:25	13:05		
10B	Regroup <b>OUT</b> - Service <b>IN</b>			00:15	13:20		
<b>Service E (Football Stadium)</b>		<b>(72.59)</b>	<b>(161.06)</b>	<b>(233.65)</b>	<b>(00:30)</b>		
10C	Service <b>OUT</b>				13:50		5

## NOTES

In the example, technical checks are carried out within the REGROUP (Article 2.12). When there is no regroup involved, there should be a 3 minute Technical Zone before the service park entrance.

## 4 - REMOTE SERVICE &amp; REFUEL

Start (Sections 1,2 ....)				Friday 23 October 2015			
TC	LOCATION	SS dist.	Liaison dist.	Total dist.	Target time	First car due	
<b>0</b>	<b>Start - Skrunda</b>	(0.00)	(0.00)	(0.00)		<b>06:00</b>	Section 1
<b>RZ 1</b>	Refuel - City						
	Distance to next refuel	(0.00)	(136.00)	(136.00)			
<b>RZ 2</b>	Remote Refuel (FIA fuel)		[136.00]				
	Distance to next refuel	(65.15)	(61.46)	(126.61)			
1		-	165.00	165.00	03:22	09:22	
<b>SS1 Talsi 1</b>		<b>32.14</b>	-	-	-	<b>09:25</b>	
2		-	3.17	35.31	0:38	10:03	
<b>SS2 Pampal 1</b>		<b>5.13</b>	-	-	-	<b>10:06</b>	
3		-	5.79	10.92	0:15	10:21	
<b>SS3 Roja 1</b>		<b>27.88</b>	-	-	-	<b>10:24</b>	Section 2
<b>RZ 3</b>	Remote Refuel (FIA fuel)		[23.50]				
	Distance to next refuel	(0.00)	(57.03)	(57.03)			
3A	Regroup & Technical Zone - <b>IN</b>	-	53.50	81.38	1:33	11:57	
3B	Regroup & Technical Zone - <b>OUT</b> / Service - <b>IN</b>	-	0.03	0.03	0:10	12:07	
<b>Remote Service A - Dundaga</b>		<b>(65.15)</b>	<b>(227.49)</b>	<b>(292.64)</b>	0:15		
3C	Remote Service - <b>OUT</b>	-	-	-	-	12:22	
<b>RZ 4</b>	Remote Refuel (FIA fuel)		[27.00]				
	Distance to next refuel	(65.15)	(61.46)	(126.61)			



## NOTES

For the procedure in and the setup of a remote service please refer to Article 52

## 5 - TYPICAL FLEXI-SERVICE BEFORE AN OVERNIGHT REGROUP

<b>SS13</b>	<b>Vesuvius 2</b>	<b>22.80</b>				<b>16:35</b>	Section 5
13A	Parc Fermé & Technical Zone IN	50.68	73.48	1:25		<b>18:00</b>	
13B	Parc Fermé OUT - Flexi Service IN			0:10 (min.)			
	<b>Flexi Service F (Football Stadium)</b>	<b>(72.59)</b>	<b>(161.06)</b>	<b>(233.65)</b>	<b>(00:45)</b>		
13C	Flexi Service OUT - Parc Fermé IN						
	All cars must be returned to Parc Fermé no later than					21:00	
	<b>Saturday totals</b>	<b>145.18</b>	<b>322.12</b>	<b>467.30</b>			

## NOTES

- The method of calculating the flexi-service window in which all cars must be returned to parc fermé is:  
The scheduled time due of the last competitor at Service IN + 30' maximum lateness + 45' service time + 15' 'safety net'.

## 6 - TYPICAL END OF RALLY

17B	Regroup OUT					11:45	Section 9
18	-	14.12	14.12	0:17		12:02	
<b>SS18</b>	<b>Roja 2 (Power Stage)</b>	<b>7.25</b>				<b>12:05</b>	
18A	Regroup & Technical Zone IN	65.13	81.38	1:15*		13:20	
18B	Regroup OUT - Service IN			00:03		13:23	
	<b>Service J (Football Stadium)</b>	<b>(79.97)</b>	<b>(188.53)</b>	<b>(268.50)</b>	<b>(00:10)</b>		
18C	Service OUT - Finish - Holding IN					13:33	
	Podium					14:00	
	<b>Sunday totals</b>	<b>79.97</b>	<b>188.53</b>	<b>268.50</b>			

TOTALS OF THE RALLY				
	SS	Liaison	Total	%**
Friday 23 October Sections 1, 2	136.21	292.98	429.19	31.7%
Saturday 24 October Sections 3, 4, 5	145.18	322.12	467.30	31.1%
Sunday 25 October Section 6	79.97	188.53	268.50	29.8%
<b>Total - 18 SS</b>	<b>361.36</b>	<b>803.63</b>	<b>1164.99</b>	<b>31.0%</b>

\* Allow for extra time in road section for any TV presentation at end of stage.

\*\* % = the percentage of the total distance of special stages.

A table as above should conclude the final itinerary page.

## 5. ROAD BOOK

### 1. GENERAL REQUIREMENTS

- The road book must be distributed according to the FIA Rally Sporting Regulations.
- There may be one book for the entire rally or a different book for each Leg. If different books are used, there should be an obvious method of distinction.
- The road book shall be A5 size (NACAM: legal size) and bound on the left side with a metal or other suitably strong binding capable of 360° opening.
- Printing should be double-sided, with a paper of thickness of 90 gsm or greater.
- Printing shall be on white paper. There is no requirement to use colour to distinguish between special stages and road sections, this being achieved by a shading of the "Direction" column (see example).
- Headings shall be in English and the national language (optional).
- The time allowed for each section should be expressed in hours and minutes.
- There shall be no more than 6 instructions per page. (In case of 6 instructions per page the header must be smaller as in the example)
- All road book pages must be numbered to have the possibility to check the completeness of the book.

### 2. FIRST PAGES

- The road book shall contain a page giving the **accident procedure** and:
  - List of hospitals / medical centres
  - Telephone numbers for rally HQ and emergency services
- A page of all the symbols used must appear in the front of the road book.
- Instructions for tripmeter calibration should be included.
- The itinerary in 'portrait' format and maps (including a scale and direction "north") for the entire rally must appear in each road book. It is recommended that the page with the itinerary of a particular Leg appears opposite the corresponding Leg map.

### 3. INSTRUCTION PAGES

When a rally route is exactly duplicated (i.e. 2 identical sections I) organisers are encouraged to economise by printing one common set of route instructions. In this case, each page heading must include the different TC's, stage and section numbers. If there is any variation between two passages there should be no common set of route instructions.

- Each road book should include at least one Service Park plan. Repeated plans of service park layouts for each visit are not necessary. However plans are important when there is a change of TC location.
- Layout plans of Remote Service, Tyre and/or Light Fitting Zones and Remote Refuel points should be included. (if applicable)
- Inclusion of route instructions for shakedown and/or Free Practice / Qualifying (if applicable), 'return to start' loop (if any) and road sections from/to the service park, are recommended.
- A new page is required for the start of each road section or special stage. A new page from the stop point after a special stage is not necessary, this being a continuation on the same road section (see example).

- When the partial distance between two junctions is less than 200 metres, the horizontal line between the boxes is not needed.
- Individual stage maps shall include:
  - A scale
  - The direction North
  - Reconnaissance route (only in case if there is no separate reconnaissance road book.)
  - Alternative route
  - Location of start/finish and all emergency vehicle points.
- The GPS location of the start and finish of each special stage and of the regroupings and service parks must be shown. This shall be expressed in the form of degrees, minutes AND DECIMALS of minutes i.e.: 139° 36.379' (WGS84).
- Photographs or diagrams of control locations may be included.
- The number of the special stage shall be placed on the side of the page (see example) to enable easy location of the stage. When printing is double-sided this number should be on the outside edge i.e. opposite the bound edge of the page, visible from the side look to the road book. The number should appear only on pages relating to the special stage.
- All intermediate emergency vehicle and ambulance points must be indicated by the appropriate symbols.
- Road numbers shall be included where relevant.
- A variation in the thickness of the lines of the direction signs should be used to indicate a smaller / wider road, not the direction to be taken.
- The thick vertical line between the "Direction" and "Information" columns shall be in-filled in black where the road surface is gravel and left blank (white) where the surface is tarmac or sealed.
- The distance between TC and SS start must be placed in the Information box (see example)

#### 4. FINAL PAGES

- Alternative routes may be included as a section at the end of the road book on paper with a different colour.
- Other requirements at the end of the road book:
  - Retirement form
  - Enquiry form
- To include the SOS/OK symbols in A4 size (folded in landscape format) as last page in the road book is optional for the organiser.

#### 5. CHANGES

In case of a change in the road book (e. g. with a bulletin) not only the changed indication boxes have to be shown but also the last and the first valid indication boxes have to be printed with their numbers. The changed pages should be issued in A5 to be inserted into the road book

#### 6. OTHER USEFUL INFORMATION

- A tripmeter point on long junction drawings, such as roundabouts, is recommended.
- On road sections, the junctions to or from another SS should be identified and oncoming rally traffic should be mentioned.
- A competitor's time record page
- Advice to the next junction at the base of each page when junctions on the following page are in rapid succession.
- Helicopter points should be mentioned.



## 6. STANDARD FIA TIME CARDS

### 1. GENERAL

- A time card must be issued for the Qualifying stage (if applicable)
- A separate time card must be issued at least for each section.
- The target time for covering the distance of a road section must appear on the time card.
- Hours and minutes must always be shown as: 00.01 - 24.00, only the minutes which have elapsed will be counted.
- Time cards should be issued and collected at the end of each section. Used time cards then become available for the results teams to check. Ideally a separate new card should be used for end of Leg 45' service (as in example for 'Flexi-Service B').
- An organiser may propose to the FIA the use of an Electronic Time Card in place of a written system. The use of such a system must be approved by the FIA before use.

### 2. DESIGN

- See the following sample.
- The centre column is for completion by officials and the right-hand column for completion by competitors.
- Previous car No is optional. It is used by several rallies for safety checking. If this box is used it should be placed under the 'provisional start time' box.
- Size: 9.9 cm x 21 cm (to print 3 time cards from an A4 sheet) or 11 cm x 18.5 cm
- Boxes size: 1 cm
- The card should be at least 300gsm card or 270µm polyester paper (for poor weather conditions). Note that polyester paper, although waterproof, cannot be easily folded. An alternative is to produce a time card with a cover – i.e. a card of 22 x 18.5 cm folded, which has a cover to protect the written area.
- When many TC's are involved, reverse side printing or use of a side by side (and folded inwards) design may be used.
- The printing colour is free. For example, an organiser may use a sponsor's colour, a different colour for each section or simply grey and black.

Logo of Rally	Car No. <div style="border: 1px solid black; height: 20px; width: 100%;"></div>	<b>Free Practice &amp; Qualifying</b> 14 Jan 2012		
------------------	--	--	--	--

<b>Free Practice</b>	5.48 km		FINISH TIME <div style="border: 1px solid black; padding: 2px; display: flex; justify-content: space-between;"> <span>H</span><span>M</span><span>S</span><span>1/1000</span> </div>	
PROVISIONAL START FREE PRACTICE <div style="border: 1px solid black; padding: 2px; display: flex; justify-content: space-between;"> <span>H</span><span>M</span> </div>	ACTUAL START <div style="border: 1px solid black; padding: 2px; display: flex; justify-content: space-between;"> <span>H</span><span>M</span> </div>			
	<div style="border: 1px solid black; padding: 2px; display: flex; justify-content: space-between;"> <span>M</span><span>S</span><span>1/1000</span> </div>			
TIME TAKEN				

<b>Free Practice</b>	5.48 km		FINISH TIME <div style="border: 1px solid black; padding: 2px; display: flex; justify-content: space-between;"> <span>H</span><span>M</span><span>S</span><span>1/1000</span> </div>	
PROVISIONAL START FREE PRACTICE <div style="border: 1px solid black; padding: 2px; display: flex; justify-content: space-between;"> <span>H</span><span>M</span> </div>	ACTUAL START <div style="border: 1px solid black; padding: 2px; display: flex; justify-content: space-between;"> <span>H</span><span>M</span> </div>			
	<div style="border: 1px solid black; padding: 2px; display: flex; justify-content: space-between;"> <span>M</span><span>S</span><span>1/1000</span> </div>			
TIME TAKEN				


  

<b>Qualifying Stage</b>	
ARRIVAL TC QS <div style="border: 1px solid black; padding: 2px; display: flex; justify-content: space-between;"> <span>H</span><span>M</span> </div>	




  

<b>Qualifying Stage</b>	5.48 km		FINISH TIME <div style="border: 1px solid black; padding: 2px; display: flex; justify-content: space-between;"> <span>H</span><span>M</span><span>S</span><span>1/1000</span> </div>		COMPETITOR USE
PROVISIONAL START QS <div style="border: 1px solid black; padding: 2px; display: flex; justify-content: space-between;"> <span>H</span><span>M</span> </div>	ACTUAL START <div style="border: 1px solid black; padding: 2px; display: flex; justify-content: space-between;"> <span>H</span><span>M</span> </div>		TARGET TIME <div style="border: 1px solid black; padding: 2px; display: flex; justify-content: space-between;"> <span>00</span><span>48</span> </div>	DUE TIME <div style="border: 1px solid black; padding: 2px; display: flex; justify-content: space-between;"> <span>H</span><span>M</span> </div>	
	<div style="border: 1px solid black; padding: 2px; display: flex; justify-content: space-between;"> <span>M</span><span>S</span><span>1/1000</span> </div>	<div style="border: 1px solid black; padding: 2px; display: flex; justify-content: space-between;"> <span>H</span><span>M</span> </div>			
TC PF					TC PF

<div style="display: flex; justify-content: space-between; align-items: center;"> <div style="border: 1px solid black; padding: 5px; width: 15%;">Logo of Rally</div> <div style="border: 1px solid black; padding: 5px; width: 15%;">Car No.</div> <div style="text-align: center;"> <b>Timecard A</b>  15 Jan 2012 </div> <div style="text-align: center;"> </div> </div>		
TC 0	<b>Start</b>  <div style="display: flex; justify-content: space-around; align-items: center;"> <div style="text-align: center;"> <small>ACTUAL START</small>  <div style="border: 1px solid black; padding: 5px; width: 60px; text-align: center;">H M</div> <small>TC 0</small> </div> <div style="font-size: 24px; margin: 0 10px;">➔</div> <div style="text-align: center;"> <small>TARGET TIME</small>  <div style="border: 1px solid black; padding: 5px; width: 60px; text-align: center;">01 10</div> <small>TC 1</small> </div> </div> <div style="display: flex; justify-content: space-between; margin-top: 10px;"> <div style="text-align: center;"> <small>PROVISIONAL START</small>  <div style="border: 1px solid black; padding: 5px; width: 60px; text-align: center;">H M</div> <small>TC 1</small> </div> <div style="text-align: center;"> <small>ACTUAL START</small>  <div style="border: 1px solid black; padding: 5px; width: 60px; text-align: center;">H M</div> <small>TC 1</small> </div> <div style="text-align: center;"> <small>FINISH TIME</small>  <div style="border: 1px solid black; padding: 5px; width: 100px; text-align: center;">H M S 1/10</div> <small>TC 1</small> </div> </div>	COMPETITOR USE
TC 1	<b>SS 1 Stage Name</b> 23,76 km <div style="display: flex; justify-content: space-around; align-items: center;"> <div style="text-align: center;"> <small>PROVISIONAL START</small>  <div style="border: 1px solid black; padding: 5px; width: 60px; text-align: center;">H M</div> <small>SS 1</small> </div> <div style="font-size: 24px; margin: 0 10px;">➔</div> <div style="text-align: center;"> <small>ACTUAL START</small>  <div style="border: 1px solid black; padding: 5px; width: 60px; text-align: center;">H M</div> <small>TC 2</small> </div> <div style="font-size: 24px; margin: 0 10px;">➔</div> <div style="text-align: center;"> <small>TARGET TIME</small>  <div style="border: 1px solid black; padding: 5px; width: 60px; text-align: center;">00 35</div> <small>TC 2</small> </div> </div> <div style="display: flex; justify-content: space-between; margin-top: 10px;"> <div style="text-align: center;"> <small>STOP</small>  <div style="border: 1px solid black; padding: 5px; width: 60px; text-align: center;">M S 1/10</div> <small>TC 2</small> </div> <div style="text-align: center;"> <small>TIME TAKEN</small>  <div style="border: 1px solid black; padding: 5px; width: 60px; text-align: center;">H M</div> <small>TC 2</small> </div> </div>	COMPETITOR USE
TC 2	<b>SS 2 Stage Name</b> 11,79 km <div style="display: flex; justify-content: space-around; align-items: center;"> <div style="text-align: center;"> <small>PROVISIONAL START</small>  <div style="border: 1px solid black; padding: 5px; width: 60px; text-align: center;">H M</div> <small>SS 2</small> </div> <div style="font-size: 24px; margin: 0 10px;">➔</div> <div style="text-align: center;"> <small>ACTUAL START</small>  <div style="border: 1px solid black; padding: 5px; width: 60px; text-align: center;">H M</div> <small>TC 3</small> </div> <div style="font-size: 24px; margin: 0 10px;">➔</div> <div style="text-align: center;"> <small>TARGET TIME</small>  <div style="border: 1px solid black; padding: 5px; width: 60px; text-align: center;">01 05</div> <small>TC 3</small> </div> </div> <div style="display: flex; justify-content: space-between; margin-top: 10px;"> <div style="text-align: center;"> <small>STOP</small>  <div style="border: 1px solid black; padding: 5px; width: 60px; text-align: center;">M S 1/10</div> <small>TC 3</small> </div> <div style="text-align: center;"> <small>TIME TAKEN</small>  <div style="border: 1px solid black; padding: 5px; width: 60px; text-align: center;">H M</div> <small>TC 3</small> </div> </div>	COMPETITOR USE
TC 3	<b>SS 3 Stage Name</b> 34,19 km <div style="display: flex; justify-content: space-around; align-items: center;"> <div style="text-align: center;"> <small>PROVISIONAL START</small>  <div style="border: 1px solid black; padding: 5px; width: 60px; text-align: center;">H M</div> <small>SS 3</small> </div> <div style="font-size: 24px; margin: 0 10px;">➔</div> <div style="text-align: center;"> <small>ACTUAL START</small>  <div style="border: 1px solid black; padding: 5px; width: 60px; text-align: center;">H M</div> <small>TC 3A</small> </div> <div style="font-size: 24px; margin: 0 10px;">➔</div> <div style="text-align: center;"> <small>TARGET TIME</small>  <div style="border: 1px solid black; padding: 5px; width: 60px; text-align: center;">01 30</div> <small>TC 3A</small> </div> </div> <div style="display: flex; justify-content: space-between; margin-top: 10px;"> <div style="text-align: center;"> <small>STOP</small>  <div style="border: 1px solid black; padding: 5px; width: 60px; text-align: center;">M S 1/10</div> <small>TC 3A</small> </div> <div style="text-align: center;"> <small>TIME TAKEN</small>  <div style="border: 1px solid black; padding: 5px; width: 60px; text-align: center;">H M</div> <small>TC 3A</small> </div> </div>	COMPETITOR USE
TC 3A	<b>Regroup/TechZone</b>  <div style="display: flex; justify-content: space-around; align-items: center;"> <div style="text-align: center;"> <small>TARGET TIME</small>  <small>MIN</small>  <div style="border: 1px solid black; padding: 5px; width: 60px; text-align: center;">00 03</div> <small>MAX</small>  <div style="border: 1px solid black; padding: 5px; width: 60px; text-align: center;">00 13</div> </div> <div style="font-size: 24px; margin: 0 10px;">➔</div> <div style="text-align: center;"> <small>PROVISIONAL START</small>  <div style="border: 1px solid black; padding: 5px; width: 60px; text-align: center;">H M</div> <small>TC 3B</small> </div> </div>	COMPETITOR USE
TC 3B	<div style="text-align: center;"> <small>PROVISIONAL START</small>  <div style="border: 1px solid black; padding: 5px; width: 60px; text-align: center;">H M</div> <small>TC 3B</small> </div>	COMPETITOR USE

Logo of Rally	Car No.	<b>Timecard B</b> 15 Jan 2012	
<b>TC 3B</b>	Regroup/TechZone OUT/Service IN		COMPETITOR USE
	ACTUAL START <div style="display: inline-block; border: 1px solid black; padding: 2px;">H M</div> <div style="display: inline-block; width: 10px; height: 10px; background: black; margin: 0 5px;"></div> <div style="display: inline-block; border: 1px solid black; padding: 2px;">TC 3B</div>	TARGET TIME <div style="display: inline-block; border: 1px solid black; padding: 2px;">00 30</div> <div style="display: inline-block; width: 10px; height: 10px; background: black; margin: 0 5px;"></div> <div style="display: inline-block; border: 1px solid black; padding: 2px;">TC 3C</div>	DUE TIME <div style="display: inline-block; border: 1px solid black; padding: 2px;">H M</div> <div style="display: inline-block; width: 10px; height: 10px; background: black; margin: 0 5px;"></div> <div style="display: inline-block; border: 1px solid black; padding: 2px;">TC 3C</div>
<b>TC 3C</b>			
<b>TC 3C</b>	Service OUT		COMPETITOR USE
		TARGET TIME <div style="display: inline-block; border: 1px solid black; padding: 2px;">01 12</div> <div style="display: inline-block; width: 10px; height: 10px; background: black; margin: 0 5px;"></div> <div style="display: inline-block; border: 1px solid black; padding: 2px;">TC 4</div>	DUE TIME <div style="display: inline-block; border: 1px solid black; padding: 2px;">H M</div> <div style="display: inline-block; width: 10px; height: 10px; background: black; margin: 0 5px;"></div> <div style="display: inline-block; border: 1px solid black; padding: 2px;">TC 4</div>
<b>TC 4</b>			
<b>TC 4</b>	SS 4 Stage Name 20.35 km		COMPETITOR USE
	FINISH TIME <div style="display: inline-block; border: 1px solid black; padding: 2px;">H M S 1/10</div>	TARGET TIME <div style="display: inline-block; border: 1px solid black; padding: 2px;">02 00</div> <div style="display: inline-block; width: 10px; height: 10px; background: black; margin: 0 5px;"></div> <div style="display: inline-block; border: 1px solid black; padding: 2px;">TC 5</div>	DUE TIME <div style="display: inline-block; border: 1px solid black; padding: 2px;">H M</div> <div style="display: inline-block; width: 10px; height: 10px; background: black; margin: 0 5px;"></div> <div style="display: inline-block; border: 1px solid black; padding: 2px;">TC 5</div>
	PROVISIONAL START SS 4 <div style="display: inline-block; border: 1px solid black; padding: 2px;">H M</div>	ACTUAL START <div style="display: inline-block; border: 1px solid black; padding: 2px;">H M</div> <div style="display: inline-block; width: 10px; height: 10px; background: black; margin: 0 5px;"></div> <div style="display: inline-block; border: 1px solid black; padding: 2px;">TC 5</div>	
<b>TC 5</b>	STOP <div style="display: inline-block; border: 1px solid black; padding: 2px;">M S 1/10</div>		
<b>TC 5</b>	SS 5 Stage Name 8.90 km		COMPETITOR USE
	FINISH TIME <div style="display: inline-block; border: 1px solid black; padding: 2px;">H M S 1/10</div>	TARGET TIME <div style="display: inline-block; border: 1px solid black; padding: 2px;">00 47</div> <div style="display: inline-block; width: 10px; height: 10px; background: black; margin: 0 5px;"></div> <div style="display: inline-block; border: 1px solid black; padding: 2px;">TC 6</div>	DUE TIME <div style="display: inline-block; border: 1px solid black; padding: 2px;">H M</div> <div style="display: inline-block; width: 10px; height: 10px; background: black; margin: 0 5px;"></div> <div style="display: inline-block; border: 1px solid black; padding: 2px;">TC 6</div>
	PROVISIONAL START SS 5 <div style="display: inline-block; border: 1px solid black; padding: 2px;">H M</div>	ACTUAL START <div style="display: inline-block; border: 1px solid black; padding: 2px;">H M</div> <div style="display: inline-block; width: 10px; height: 10px; background: black; margin: 0 5px;"></div> <div style="display: inline-block; border: 1px solid black; padding: 2px;">TC 6</div>	
<b>TC 6</b>	STOP <div style="display: inline-block; border: 1px solid black; padding: 2px;">M S 1/10</div>		
<b>TC 6</b>	SS 6 Stage Name 29.90 km		COMPETITOR USE
	FINISH TIME <div style="display: inline-block; border: 1px solid black; padding: 2px;">H M S 1/10</div>	TARGET TIME <div style="display: inline-block; border: 1px solid black; padding: 2px;">01 15</div> <div style="display: inline-block; width: 10px; height: 10px; background: black; margin: 0 5px;"></div> <div style="display: inline-block; border: 1px solid black; padding: 2px;">TC 6A</div>	DUE TIME <div style="display: inline-block; border: 1px solid black; padding: 2px;">H M</div> <div style="display: inline-block; width: 10px; height: 10px; background: black; margin: 0 5px;"></div> <div style="display: inline-block; border: 1px solid black; padding: 2px;">TC 6A</div>
	PROVISIONAL START SS 6 <div style="display: inline-block; border: 1px solid black; padding: 2px;">H M</div>	ACTUAL START <div style="display: inline-block; border: 1px solid black; padding: 2px;">H M</div> <div style="display: inline-block; width: 10px; height: 10px; background: black; margin: 0 5px;"></div> <div style="display: inline-block; border: 1px solid black; padding: 2px;">TC 6A</div>	
<b>TC 6A</b>	STOP <div style="display: inline-block; border: 1px solid black; padding: 2px;">M S 1/10</div>		



Logo of Rally	Car No.	<b>Timecard F</b> 17 Jan 2012	
<b>TC 21</b>	<b>SS 21</b> 4.35 km		COMPETITOR USE
	<div style="display: flex; justify-content: space-between; align-items: flex-start;"> <div style="text-align: center;">  <div style="border: 1px solid black; padding: 2px;">H M S 1/1000</div> </div> <div style="text-align: center;"> <div style="border: 1px solid black; padding: 2px;">H M</div> <div style="border: 1px solid black; padding: 2px;">H M</div> <div style="border: 1px solid black; padding: 2px;">A</div> </div> <div style="text-align: center;"> <div style="border: 1px solid black; padding: 2px;">01 23</div> </div> </div> <div style="display: flex; justify-content: space-between; align-items: flex-start; margin-top: 10px;"> <div style="text-align: center;">  <div style="border: 1px solid black; padding: 2px;">M S 1/1000</div> </div> <div style="text-align: center;"> <div style="border: 1px solid black; padding: 2px;">M S</div> </div> </div>		
<b>TC 21A</b>	<div style="text-align: center;"> <div style="border: 1px solid black; padding: 2px;">M S</div> <div style="border: 1px solid black; padding: 2px;">M S</div> </div> <div style="text-align: center; margin-top: 5px;"> <div style="border: 1px solid black; padding: 2px;">M S</div> </div>		<div style="text-align: center;"> <div style="border: 1px solid black; padding: 2px;">M S</div> </div> <div style="text-align: center; margin-top: 5px;"> <div style="border: 1px solid black; padding: 2px;">M S</div> </div>
<b>TC 21A</b>	<div style="text-align: center;"> <div style="border: 1px solid black; padding: 2px;">M S</div> </div>		<div style="text-align: center;"> <div style="border: 1px solid black; padding: 2px;">M S</div> </div>
	<div style="text-align: center;"> <div style="border: 1px solid black; padding: 2px;">M S</div> </div>		
<b>TC 21B</b>	<b>Technical Zone</b>		COMPETITOR USE
	<div style="text-align: center;"> <div style="border: 1px solid black; padding: 2px;">H M</div> <div style="border: 1px solid black; padding: 2px;">H M</div> </div> <div style="text-align: center; margin-top: 5px;"> <div style="border: 1px solid black; padding: 2px;">00 03</div> </div>		
<b>TC 21B</b>	<div style="text-align: center;"> <div style="border: 1px solid black; padding: 2px;">M S</div> </div>		<div style="text-align: center;"> <div style="border: 1px solid black; padding: 2px;">M S</div> </div>
<b>TC 21B</b>	<b>TechZone OUT/Service IN</b>		COMPETITOR USE
	<div style="text-align: center;"> <div style="border: 1px solid black; padding: 2px;">00 10</div> </div>		
<b>TC 21C</b>	<div style="text-align: center;"> <div style="border: 1px solid black; padding: 2px;">M S</div> </div>		<div style="text-align: center;"> <div style="border: 1px solid black; padding: 2px;">M S</div> </div>

Logo of Rally		Car No.	<b>Flexi Service B</b>		FIA	
		15 Jan 2012				
TC 6B	Flexi Service A					COMPETITOR USE
	<div>TIME AT TC [ ][ ] [ ][ ] TC 6B</div> → <div>TARGET TIME 00 45 [ ][ ] [ ][ ] TC 6C</div>					<div>DUE TIME [ ][ ] [ ][ ] TC 6C</div>
TC 6C						

Logo of Rally		Car No.	<b>Restart</b>		FIA	
	Parc Fermé OUT/Service IN					COMPETITOR USE
	<div>ACTUAL START [ ][ ] [ ][ ] Parc Fermé OUT</div> → <div>TARGET TIME 03 00 [ ][ ] [ ][ ] Parc Fermé IN</div>					<div>DUE TIME [ ][ ] [ ][ ]</div>

**7. STANDARD ENTRY FORM****RALLY/  
ASN  
LOGO****Name of the Rally****FIA  
Championship  
LOGO****INDIVIDUAL ENTRY FORM**

	COMPETITOR	FIRST DRIVER	CO - DRIVER
Competitor name			
Surname			
First (given) name			
Date of birth			
Nationality (as licence)			
Postal address			
Passport number			
Address for correspondence (1, 2 or 3)	1.	2.	3.
Telephone N° (business)			
Telephone N° (private)			
Mobile Tel. N°			
Fax No.			
E-mail address			
Competition licence N°			
Issuing ASN			
Driving licence N°			
Country of issue			

**DETAILS OF THE CAR**

Make		Registration No.	
Model		cc	
Year of manufacture		Chassis N°	
Group / Class		Engine N°	
Homologation N°		Predominant colour	
Country of registration		Tech. Passport N°	

**TYPE OF ENTRY**

Trade/Legal etc.	
Private/Amateur	
Organisers' proposed advertising accepted:	Yes / No

**ENTRY FEES**

(For this entry form to be valid, it must be accompanied by the appropriate entry fees, a receipt for the full amount paid to the competitor's ASN, a banker's draft or details of a bank transfer, etc.)

ENTRY FEES	PRIVATE/AMATEUR	OTHERS	CLOSING DATE
Reduced rate	€000.000	€000.000	10.00 hrs 30 SEPTEMBER
Normal rate	€000.000	€000.000	10.00 hrs. 15 OCTOBER

**SEEDING INFORMATION**  
(to be completed by competitor)

Driver Name		Car		Class	
Current FIA Priority	Yes / No	Previous FIA Priority	Year		
Current National Seeded	Yes / No	Previous National Seeded	Year		
Title of any Championship won			Year		

	Year	Event	Car	Group	O/A Position	Class Position	No. of Finishers
International							
National							
Other							

**DECLARATION OF INDEMNITY**

*(Text variable depending on national laws and regulations in force)*

**ACKNOWLEDGEMENT AND AGREEMENT**

By my signature, I declare that all the information contained on the entry form is correct and that I acknowledge and agree in full to the terms and conditions of the above indemnity and that I accept all the terms and conditions relating to my participation in this rally.

(Wording variable depending on national laws and regulations in force)

ASN Stamp *	Signature of Competitor	Signature of driver	Signature of Co-driver
-------------	-------------------------	---------------------	------------------------

\*Or letter from the entrant's ASN authorising and approving the entry

Date \_\_\_\_\_

## 8. ENTRY LISTS

### 1. DRAFT ENTRY LIST FOR EUROPEAN CHAMPIONSHIP ONLY

Upon the close of entries as in the supplementary regulations, the organiser shall send a **Draft Entry List** in numerical order by priority group to the FIA for checking, before the prior to publication on the organiser's website. The FIA shall then reply with any comments. After acceptance by the FIA, the Entry List may be published.

- 1) The **Draft Entry List** may be published on the event website with a footnote 'Subject to FIA approval'. That list should be in numeric order by priority group.
- 2) This **Draft Entry List** will be sent to the FIA for checking.
- 3) The FIA shall then reply with any comments and will submit the approved list of the ERC Priority Drivers within three days to the organiser.

### 2. ENTRY LIST

The Entry List shall include:

- The allocated competition number
- The competitor's full name (not nationality)
- Driver's/Co-driver's names and their nationalities (according to their licences)
- The make and model of the car entered
- The class and group of the car entered
- The driver's FIA priority status. The order of non-priority drivers is left to the organiser.

## 9. START LISTS & RESULTS AT THE RALLY

### INTRODUCTION:

Start lists and results can be posted earlier than the times mentioned in the supplementary regulations or in a bulletin. However, the times mentioned on the lists **MUST ALWAYS** be as mentioned in the supplementary regulations or in a bulletin. If the publication of any 'timed' list is delayed, the clerk of the course shall publish a communication with the new scheduled time for posting.

### 1. FREE PRACTICE / QUALIFYING STAGE (WHEN APPLICABLE)

Start list for the Qualifying Stage

- Produced after administrative checks and scrutineering
- Signed by the clerk of the course after approval by the stewards and published at time in supplementary regulations
- Gives TC arrival start times (or at least intervals between cars) for all eligible competitors
- Footnote denotes 'Subject to re-scrutineering'

### 2. CEREMONIAL START & LEG 1/SECTION 1

**Start list for the Ceremonial Start**

- Produced after administrative checks and scrutineering
- Signed by the clerk of course after approval by the Stewards of the meeting and published at the time mentioned in the supplementary regulations.
- Gives start times (or at least intervals between cars) for all competitors

or

**Start list for Leg 1 / Section 1 (SSS)**

- Produced after administrative checks and scrutineering or after post qualifying selection of start position (where applicable)
- Signed by the clerk of the course after approval by the stewards of the meeting and published at time in supplementary regulations
- Gives start times for all competitors – which may be paired times
- Footnote denotes 'Subject to passing rescrutineering for car(s) No...'

and/or

**Start list for Leg 1 (no SSS) or Start list for Leg 1 / Section 2**

- Produced after administrative checks and scrutineering
- Signed by the clerk of the course after approval by the Stewards and published at the time mentioned in the supplementary regulations.
- Gives start times for all competitors
- Footnote denotes 'Subject to passing rescrutineering for car(s) No...'

### 3. EACH LEG OF THE RALLY (EXCEPT THE FINAL LEG)

**a) Unofficial classification after final SS (not including SSS)**

- Produced for examination by the Stewards unsigned.

**b) Start list for the following Leg**

Proposed by the clerk of the course. Stewards may reposition.

- Signed by the clerk of the course and published at the time mentioned in supplementary regulations.
- Includes retired crews who have not declared withdrawal from the rally.
- Footnote denotes 'Subject to passing rescrutineering for car(s) No....'

**c) Partial Unofficial Classification after Leg 'x'**

- Signed by the clerk of the course and issued with actual posting time.
- Produced when all penalties are known.

### 3. FINAL LEG OF THE RALLY

#### d) Provisional Final Classification

- Includes all competitors who have **completed the rally**
- Signed by the clerk of the course after approval by the Stewards and published at the time mentioned in supplementary regulations
  - 'Subject to the results of final scrutineering' (for the whole classification)
  - 'Subject to the results of routine fuel analysis for the following cars....' (should fuel results not be available at the rally)
  - 'Subject to further checks to be carried out by the FIA for car N°....'
  - 'Subject to Stewards' decision for car N°....'
  - 'Subject to the results of a complete engine inspection for car N°....'
  - 'Subject to the results of the anti-doping tests for the following drivers/co-drivers:....'

#### e) Official Final Classification

**Includes all competitors who have started the rally. (all competitors who have completed the rally, all retired competitors – marked with “ret”, all excluded competitors marked with “exc”)**

- Approved and signed by the stewards and published after expiry of the protest time, if final scrutineering is not completed:
  - “Subject to the results of final scrutineering”
- Approved and signed by the Stewards and published once final scrutineering is completed.
  - 'Subject to the results of routine fuel analysis for the following cars:....' (should fuel results not be available at the rally)
  - 'Subject to further checks to be carried out by the FIA for car N°....'
  - 'Subject to the result of the appeal lodged by the competitor of car N°...'
  - 'Subject to the results of a complete engine inspection for car N°...'
  - 'Subject to the results of the anti-doping tests for the following crews:....'

## 10. MEDIA SAFETY BOOK

There is need for a safety guide specifically for the visual media. The minimum recommended content of this book is listed below. The Media Safety Book should be distributed to the Media before the start of the rally.

In order to best prepare this book, the organiser should:

- 1) Invite an experienced professional motorsport photographer and/or a cameraman to inspect the special stages together with the Press Officer and the Safety Officer as soon as the rally route is decided.
- 2) Identify within each stage a number of safe areas ('photo areas') for use by photographers and TV crews. Where possible, there must be dedicated tabard media parking as close as possible to these locations, as well as at stage ends. Where access is not possible, due to restricted space and/or safety concerns, this must be clearly communicated in the Media Safety Book.
- 3) These 'photo areas' should be described on paper and accompanied by a photograph depicting the resulting image. There should be diagrams for each location indicating in detail:
  - The SS number and length
  - The SS road closing time for tabard media
  - The SS starting time for the first car
  - The road book reference and GPS reference
  - The specific zone of the photo areas
  - The spectator areas
  - The tabard media parking
  - The access roads
  - The distance, on the SS road, of the photo areas from the SS start/finish
  - The safety taping
- 4) All the proposed diagrams should be approved by the Safety Officer.
- 5) The approved diagrams will form one section of the Media Safety Book.
- 6) The book should also include:
  - The written description of which areas tabard holders may access and what kind of actions they may perform. At minimum, this section must be produced in English and the local language.
  - Example
    - They should be allowed to walk immediately in front of the spectator tape / marker boundary, to walk from one point of the stage to another and / or cross the stage during the intervals between the passage of the rally cars, always in accordance with marshals' safety instructions. In addition, tabard media may be permitted to exit the special stages between the running of repeated stages, in the direction of the rally route. This will be permitted only when identified in the Media Safety Book and only after the stage commander has announced the opening of the road after the first passage of rally cars.
    - The specific photo areas, for the use of tabard holders only, must be properly taped, signed and with restricted access. Media marshals especially briefed on media needs, duties and rights, should be identifiable at the photo areas.
  - The overview maps of all stages with reserved roads, intersection roads, closure points, photo areas, tabard and media parking.
  - A complete sample of all authorised passes, tabards (permanent and rally by rally) and media and tabard media car passes.
  - The identification and handling of the media (Media Safety & Identification), as stated in the appendices of the media facilities.

Organisers should take into account different levels of preparation required at each photo area, in accordance with local circumstances and the quantity of tabard media likely to be in attendance.

The Media Safety Book should be distributed to all tabard holders and to all stage commanders, safety and security personnel.



## APPENDIX III

### SAFETY

The following is extracted from Appendix H (Recommendations for the supervision of the road and emergency services) to the FIA International Sporting Code as a guide for the benefit of rally organisers. The complete text may be viewed in Appendix H.

#### ARTICLE 5 OF APPENDIX H: RALLIES (1<sup>ST</sup> CATEGORY)

##### CONTENTS

- 5.1 GENERAL
- 5.2 SAFETY PLAN AND ADMINISTRATIVE OBLIGATIONS
- 5.3 DESCRIPTION OF THE ELEMENTS OF THE MEDICAL AND RESCUE SERVICE
- 5.4 SAFETY OF THE PUBLIC
- 5.5 SAFETY OF THE COMPETING CREWS
- 5.6 ACCIDENT REPORTING

##### 5.1 GENERAL

The following recommendations should be respected, but need not be included in the Supplementary Regulations of the rally.

Each organiser is permitted to introduce additional elements with a view to improving the safety of the public and the crews.

The Clerk of the Course shall be ultimately responsible for applying these recommendations.

The presence of FIA Safety and Medical Delegates is obligatory for rallies counting towards the FIA World Rally Championship.

FIA Safety and/or Medical Delegates may be appointed for any other FIA Championship; in that case, their duties and authority shall be as specified in the FIA World Rally Championship (hereinafter WRC) sporting regulations and Supplement 8.

##### 5.2 SAFETY PLAN AND ADMINISTRATIVE PROCEDURES

###### 5.2.1 A safety plan must be drawn up and include:

- The location of the Rally Headquarters (Rally Control);
- The names of the various people in charge:
  - Clerk of the Course,
  - Deputy Clerks of the Course,
  - Chief medical officer (FIA approval required for World Championship rallies in accordance with Supplement 2),
  - Chief Safety officer,
  - Safety officers in each special stage.
- The addresses and telephone numbers of the various safety services:
  - Police,
  - Hospitals,
  - Emergency medical services,
  - Fire-fighting services,
  - Breakdown services,
  - Red Cross (or equivalent).
- The full itinerary with detailed road sections.
- The safety plan for each special stage, which should list all key officials, emergency services for that stage, telephone numbers, etc., plus a detailed map of the special stage.
- The organisers and the Clerk of the Course should make provision for an alternative route for each special stage, to be used in the event of cancellation (see 5.4.2.6).
- For WRC rallies, see also the WRC regulations specifying deadlines for the submission to the FIA of the safety plan and medical questionnaire and arrangements with the designated hospitals.

**5.2.2 The safety plan specifically addresses issues in each of the following areas:**

- safety of the public,
  - safety of the competing crews,
  - safety of the officials of the rally.
- and includes:
- details of where the rescue services are stationed,
  - instructions for intervention,
  - evacuation routes,
  - the hospitals which have been contacted and which would be used in the event of an emergency.

**5.2.3 In the event of a mass or repeated accident exceeding the capabilities of the medical service on site, contact should be made beforehand with the person in charge of the emergency plan drawn up according to the legal provisions of the country concerned.**

The hospitals selected should be contacted in writing, no less than 15 days before the rally, requesting that the emergency services be placed on standby.

**5.2.4 Chief Safety Officer**

A Chief Safety Officer will be appointed in the regulations of the rally. He will belong to the organising committee and will take part in the devising of the safety plan.

During the rally he will be in permanent communication with rally control, the Chief Medical Officer and the start of each special stage (by telephone or radio).

He will be responsible for the implementation and enforcement of the safety plan.

**5.2.5 Special Stage Safety Officer**

Each special stage will have a safety officer who will assist the Chief Safety Officer.

The special stage safety officer ensures that the special stage is inspected and certified in conformity with the safety plan prior to the passage of the zero car.

**5.2.6 Officials and marshals**

Organisers should ensure that, in performing their duties, officials are not required to place themselves in danger.

It is the organiser's responsibility to ensure that officials are adequately trained in this regard.

The personnel should wear identifying tabards. The recommended colours are:

- |                                 |                                   |
|---------------------------------|-----------------------------------|
| • Safety Marshals:              | Orange                            |
| • Safety Officer:               | Orange with white stripe and text |
| • Post Chief:                   | Blue with white stripe and text   |
| • Media:                        | Green                             |
| • Stage Commander:              | Red with text                     |
| • Competitor Relations Officer: | Red jacket or red tabard          |
| • Medical:                      | White                             |
| • Radio:                        | Yellow with blue mark             |
| • Scrutineer:                   | Black                             |

**5.3 DESCRIPTION OF THE ELEMENTS OF THE MEDICAL AND RESCUE SERVICES**

**5.3.1 General**

The medical and rescue services provided should comply with the prescriptions contained within this chapter. They must also fulfil the legal requirements in force in each country concerned. These prescriptions apply to all international rallies. For the WRC, the prescriptions indicated below are strictly mandatory and may on no account be of a conditional nature. These prescriptions do not apply to private testing.

On the occasion of any international rally, the FIA has the power to check the organisation of the medical services at any time.

Technical medical information and essential practical instructions are provided in a recapitulative table at the end of this Appendix.

### 5.3.2 Personnel

#### At Rally Control

##### **A Chief Medical Officer or his assistant:**

Both must be approved by the ASN and be placed under the authority of the Clerk of the Course. Their names must appear in the Supplementary Regulations of the rally.

The Chief Medical Officer is responsible for the recruitment, implementation, operation and running of the rescue services and evacuation. Consequently, all the medical and paramedical personnel, including those recruited directly or indirectly by the ASN, are concerned by his decisions.

Save in exceptional circumstances, during the running of a rally, the Chief Medical Officer remains at rally control in order to facilitate dialogue and collaboration with the Clerk of the Course in the event of an accident. He may be replaced temporarily by an assistant whose name must appear in the Supplementary Regulations of the rally concerned. In all cases, it should be possible to contact him. The organisers are obliged to provide him with all the material and administrative means necessary for the performance of his duties.

Before the rally :

The Chief Medical Officer is responsible for the medical part of the Safety Plan, or for the Medical Safety Plan, as are the Clerk of the Course and the Safety Officer.

He must go into all the special stages well ahead of the rally, with the Safety Officer and/or the Clerk of the Course, in a car similar to the medical intervention car to establish the right position for the start and intermediate points, and to make sure that all the medical and safety facilities will be correctly positioned in accordance with the regulations.

He must confirm the viability and quality of the ambulances, the medical helicopter and fire vehicles.

He must check meticulously that the equipment and supplies in the medical and rescue cars are in perfect working order.

He must check that none of the drugs are past their use-by date.

He is responsible for the capacity and the quality of the hospitals designated to cover the rally. He must therefore choose no more than one or two hospitals, if possible, which would be used for drivers and co-drivers. These hospitals may be granted FIA approval and be a reference point for future national, regional and FIA rallies.

During the rally:

Each evening he must examine all drivers and co-drivers who had an accident during the day, even if no medical intervention was necessary, to be sure that they can start the next day (as the Technical Delegate does for the cars to be able to run in Super Rally).

After the rally:

During the two weeks following the rally, the Chief Medical Officer must send the FIA, for the attention of the Medical Delegate and the Medical Commission, a report on all the medical interventions on drivers, officials and spectators. This report must explain the circumstances of the incident or accident, the timing of the interventions, the initial medical status, the treatment and the medical follow-up.

##### **Particular measures for the WRC:**

*The provisions listed above are obligatory.*

*In addition, the Chief Medical Officer must be approved by the FIA. The procedure and the conditions for qualification are stipulated in Supplement 2.*

*He is obliged to attend the biennial Chief Medical Officers' seminar. Except in cases of force majeure, any absence will result in the withdrawal of the FIA's approval.*

*Any doctors planning to apply for the position of Chief Medical Officer are strongly encouraged to attend the above-mentioned seminar.*

*The Chief Medical Officer must ensure that the medical and paramedical staff involved are trained in extrication.*

*He must have a good written and spoken command of the English language.*

*The appointment of an Assistant Chief Medical Officer is mandatory. He assists the Chief Medical Officer and is delegated for certain missions, or may even replace him. He, too, must have a good command of the English language.*

##### **For medical intervention vehicles and treatment/resuscitation units:**

- **doctors proficient in resuscitation** and experienced in the pre-hospital treatment of accident victims;

- **paramedics** whose proficiency in cardiovascular and respiratory resuscitation and the practice of intubation is proven by an official diploma awarded in the country in which they practise (they may replace the doctors at the intermediate points of the special stages, and only at those points, and on condition that any casualty is examined by a doctor proficient in resuscitation before being transferred to a hospital);
- **drivers**, who may be members of these teams;
- personnel trained in casualty extrication.

*Particular measures for the WRC:*

*At each medical point, at least one member of staff must have a good command of the English language.*

*An FIA Medical Delegate, whose role is defined in Supplement 8, is required in every case.*

### 5.3.3 Intervention vehicles

Their mission is to bring to the scene of the accident:

- on the one hand, the appropriate medical rescue;
- on the other hand, the necessary technical equipment.

**Two solutions are recommended:**

#### 1) Two separate vehicles, one for the “medical” team, one for the “technical” team.

The medical intervention vehicle transporting:

- a medical team in conformity with Article 5.3.2.
- medical equipment in conformity with Supplement 3.

The technical intervention vehicle transporting:

- a technical team trained in the procedures and techniques for extricating casualties with equipment in conformity with Supplement 3:
- two 4 kg fire extinguishers with trained operator,
- suitable communications equipment to maintain contact with Rally HQ,
- a warning siren,
- suitable identification,
- a kit of basic rescue equipment determined by the Chief Medical Officer in collaboration with the chief scrutineer, based on Supplements 7 (Extrication) and 3 (Disincarceration).

#### 2) A mixed vehicle, combining “technical” and “medical”.

This carries on board:

- all the equipment foreseen for technical intervention;
- the medical personnel (at least 3 people trained in extrication and the handling of technical equipment) and equipment foreseen for medical intervention.

A stretcher should be carried on board at least one of the vehicles mentioned above.

The vehicles should be suitable for the terrain and capable of moving rapidly in the special stage. The number of vehicles is determined according to the nature, length and difficulty of the special stage concerned.

For the intervention cars, a safety rollbar may be recommended according to the nature of the terrain, and all the members of the team are also advised to wear a helmet.

In all cases, the resuscitation doctor stationed at the start of the special stage (or, at an intermediate point, the paramedic skilled in resuscitation) should be the first to arrive at the scene of the accident.

### 5.3.4 Ambulance equipped for resuscitation

Ambulance equipped for treating vital distress, whether neurological, respiratory or circulatory. The crew comprises a driver, a doctor proficient in resuscitation and/or a paramedic who may be the driver.

***Particular measures for the WRC (recommended in other cases):***

*Its equipment must be in conformity with Supplement 4, Article 2, Part B.*

### 5.3.5 Treatment/Resuscitation unit

***Particular measures for the WRC (recommended in other cases):***

*A resuscitation unit in the form of a temporary or permanent construction, designed for use in the service park and equipped in accordance with Supplement 4; two beds are necessary and sufficient. The unit must be capable of rendering immediate care to a critically ill or injured patient. It must also be able to render care for general medical problems.*

*A doctor proficient in resuscitation and experienced in the pre-hospital treatment of accident victims is assigned to each unit.*

#### 5.3.6 Evacuation ambulance

An ambulance, complying with the regulations of the country concerned, equipped for transporting casualties, with or without a doctor on board. For transporting a casualty requiring resuscitation, the presence of a doctor proficient in that discipline would be necessary.

#### 5.3.7 Medically equipped helicopter

When provided for, it should meet the requirements specified by the aviation authorities of the country concerned and be equipped with a fixed stretcher.

**Particular measures for the WRC:**

*It is mandatory for all rounds of the WRC.*

For the medical equipment, see Supplement 5.

In all cases, the doctor taking part in the evacuation should be proficient in resuscitation. He may be assisted by a proficient paramedic. Where applicable, the helicopter should be equipped for missions in rugged terrain. It should be reserved exclusively for the rally throughout the duration of the rally.

Organisers' attention is drawn to the FIA guidelines: "The organisation of helicopters for flight safety" and Article 5.5.3 d) below.

#### 5.3.8 Means of communication

The Chief Medical Officer must be able to communicate with all the members of his team, either through the general radio network or through a dedicated network radio channel.

### 5.4 SAFETY OF THE PUBLIC

A major priority of the safety plan is to ensure the safety of the general public including spectators.

With the possible exception of 5.4.1, the following non-exhaustive measures should be applied for all international rallies of the 1<sup>st</sup> category.

#### 5.4.1 Educational film (recommended for all rallies)

- 30-second duration;
- with commentary by a leading driver or drivers, in the language(s) applicable to the country of the rally;
- should not show accidents;
- should be broadcast several times.

#### 5.4.2 Control of Spectators

- a) Measures should be taken as described in Article 5.4.5 to warn spectators and, where necessary, ensure that any who are in dangerous places are removed from those areas.
- b) Any dangerous areas should be identified in the safety plan. The organisers, with the assistance of the public order authorities where necessary, should identify and delimit danger zones in conformity with the safety plan, well before the arrival of the public.
- c) The Clerk of the Course should take into consideration the recommendations of the Chief Safety Officer, as well as the crews of the zero cars (and of the FIA Safety and Medical Delegates if present), in order to ensure that a special stage is cancelled if dangerous conditions exist.
- d) When large numbers of spectators are expected for a special stage or a super special stage, they should be protected by special safety equipment such as tyre walls, straw-bale walls, etc.
- e) The public should be prevented from moving along the route of the special stage whilst the stage is open for competition (after the zero car and before the sweeper car).
- f) Safety instructions should be distributed to the public along the special stage and also at all access points.
- g) Adequate numbers of marshals or public order authorities (police, military, etc.) should be present to ensure public safety during the special stage.
- h) Marshals should wear a clearly identifiable jacket as recommended in Article 5.2.6.
- i) Special stages should be situated and scheduled to allow the safe movement of spectators between them.

#### 5.4.3 Refuelling and Servicing

Where refuelling or servicing will take place, the organisers should ensure that adequate precautions are taken to keep the public at a suitable distance from potentially dangerous activities.

#### 5.4.4 Zero Cars and Sweeper Cars

- a) The organisers' zero cars should have a panel 36 cm x 50 cm on the bonnet and the two front doors, bearing the word SAFETY (or SECURITE) with a number 000, 00 or 0.

- b) Each zero car should be equipped with a warning roof light and a siren.
- c) Zero cars should not be driven by any FIA priority driver (1<sup>st</sup> / 2<sup>nd</sup> or A/B), or by a driver who has retired from the rally.
- d) The drivers and co-drivers of the zero cars must have considerable rally experience, enabling them to drive in complete safety at moderate speeds, and should be able to give the Clerk of the Course full information and comments concerning the conditions along the route. Zero cars should also check time clocks and the marshals' familiarity with time card procedures.
- e) A course car ("Sweeper Car") should pass through each special stage after the last competitor. These cars should carry a panel a panel 36 cm x 50 cm on the bonnet and the two front doors, showing a chequered flag.

#### 5.4.5 Information

Information addressed mainly to the public will be issued by various means:

- written, spoken and televised media,
- posters,
- distribution of leaflets,
- passage of a vehicle (course information car), equipped with a loudspeaker, along the route to inform the spectators (recommended 45 minutes to 1 hour before the start of the first car ).The car may be replaced by a helicopter equipped with loudspeakers. This operation may be repeated several times if necessary.

#### 5.4.6 Medical services

Medical services for the public are necessary when there are enclosures managed by the organiser. Even if the medical service intended for the public is organised by a different body, it remains under the supervision of the Chief Medical Officer.

### 5.5 SAFETY OF THE COMPETING CREWS

#### 5.5.1 Deployment of the safety services

- a) At the start of each special stage (including shakedown where applicable):
  - one or more medical intervention vehicles should, at each post, be stationed close to the technical intervention (disincarceration, fire-fighting, etc.) vehicles;
  - one ambulance equipped for resuscitation,
  - possibly an evacuation ambulance,

***Particular measures for the WRC:***

*The above measures are obligatory.*

- one doctor proficient in resuscitation, experienced in the pre-hospital treatment of accident victims and trained in extrication,
- one or even two paramedic(s) trained in extrication,
- two 4 kg fire extinguishers with trained operator,
- suitable communications equipment to maintain contact with HQ.

These vehicles should be stationed after the start point, in sight of and at a maximum distance of 150 metres from it. The start point itself should be modified if this proves necessary to allow the correct positioning of these vehicles.

- b) At the intermediate points on the route (see below):
  - one or more medical intervention vehicles,
  - one evacuation ambulance,
  - one doctor proficient in resuscitation and trained in extrication, or possibly one paramedic proficient in resuscitation and trained in extrication,
  - suitable communications equipment to maintain contact with HQ.

The number of intermediate points is determined by the nature, length and difficulty of the special stage concerned. They are necessary in any case if the length of the stage is 15 km or more, and the distance between two medical points should never exceed that limit. They should always be associated with a radio point.

The number and positioning of the intermediate points should be assessed on the basis of the recommended time taken to drive from the stage start to the first point, between any following consecutive points, and from the last point to the finish, which should not be more than 10 minutes in the intervention vehicles used for the rally.

Furthermore, if the nature of the terrain, the weather conditions or particular circumstances so require, this distance may be amended on the joint proposal of the Chief Medical Officer and the Chief Safety Officer (FIA Medical Delegate and FIA Safety Delegate in the case of FIA World Championship rallies) when approving the safety plan.

Both at the starts and at the intermediate points, the intervention vehicles should have direct access onto the route of the special stage and must be positioned in a secure zone.

- c) At the stop point of each special stage:
- two (minimum) 4 kg fire extinguishers with operator(s).

**Particular measures for the WRC:**

*A fire fighting vehicle will be situated at the end of the special stage when the stage is longer than 35 km.*

- d) In the service park (obligatory for WRC rallies) or a central location less than 15 km by road from the special stages concerned:
- one breakdown vehicle.
  - suitable communications equipment to maintain contact with HQ.
  - a treatment/resuscitation unit in conformity with Article 5.3.5;
  - an evacuation ambulance.

No special stage of a rally may start, or resume after an interruption, unless the initial medical service is present. Replacements should be provided for.

## 5.5.2 Dispatching of the rescue service

**5.5.2.1** All rescue operations requiring the dispatching of a medical vehicle are initiated by the Clerk of the Course in consultation with the Chief Medical Officer and with information to the stage director. Any evacuation by land or air to the selected hospitals shall be carried out using the routes determined in advance (see Articles 5.2.2 and 5.5.3 a).

**5.5.2.2** At the scene of an accident, the organisation and directing of the medical intervention are carried out only by the doctor from the intervention vehicle concerned (possibly the qualified paramedic in the case of a vehicle from an intermediate point). The medical personnel must be familiar with and trained in the correct use of equipment stored on board their medical intervention vehicle, as well as in the extrication of casualties.

**Particular measures for the WRC:**

*The above provisions pertaining to the medical personnel are obligatory.*

## 5.5.3 Evacuation

- a) An evacuation route should be planned for each special stage and clearly shown in the safety plan (by map or diagram).
- b) The emergency services of all hospitals near the route should be on standby (see Article 5.2).
- c) Whether the evacuation is carried out by road or air, any serious casualty whose condition requires intensive care should be accompanied to the hospital by a doctor proficient in resuscitation.
- d) If evacuation by helicopter is foreseen, the following parameters should be respected:
- when weather conditions prevent the use of a helicopter, on the joint decision of the Clerk of the Course and the Chief Safety Officer, a special stage may be interrupted or cancelled if the transfer time by ambulance to the selected hospital is greater than the time deemed appropriate after consultation with the Chief Medical Officer;
  - the presence of a helicopter does not remove the obligation to plan land evacuation with, for a casualty needing intensive care during transport, the presence of a doctor proficient in resuscitation, possibly assisted by a proficient paramedic;
  - the evacuation time by helicopter or by ambulance should not exceed around 60 minutes.

See also Article 5.3.7.

**Particular measures for the WRC:**

*All the measures mentioned in Article 5.5.3 are mandatory.*

## 5.5.4 Supervision of the road and signalling

### 5.5.4.1 Marking of Special Stages

Roads and access ways leading to stages must be closed to traffic. This should be done in the following manner:

- a) Major or through roads, or any road along which traffic may be expected, to be blocked and manned by a marshal, police or other authority.
- b) Short no-through roads (e.g. to farms, etc.) to be blocked or taped off, with a notice affixed to the barrier or tape advising of the running of the rally and the danger of entry.

It shall be the responsibility of the zero cars to check that the appropriate closure method is in place and to immediately advise the rally HQ (rally control) of any omissions, for rectification prior to the commencement of the special stage.

### 5.5.4.2 Marshal posts will be positioned along the course so as to:

- keep the spectators out of prohibited areas by means of boards, barrier or ropes, whistles and loudspeakers;

- as far as possible, warn crews of any obstructions on the route of the special stage.

**5.5.4.3** Should the use of yellow flags be required, the following procedure is to be adopted:

- a) A yellow flag must be available at each stage radio point (situated at intervals of approximately 5 km).
- b) The yellow flag will be displayed to crews only on the instruction of the Clerk of the Course and only at the radio points.  
The flags may only be displayed by a marshal wearing a distinctive jacket as recommended in Article 5.2.6 above, and on which the radio point symbol is marked. The time of deployment of the flag will be recorded and notified to the stewards by the Clerk of the Course.
- c) During reconnaissance, a sign bearing the symbol specified in point 5.5.4.4 below must be displayed at the location of each radio point. This sign may be smaller but must be clearly visible to crews performing reconnaissance in order that the location may be noted in their pace notes.
- d) On passing a displayed yellow flag, the driver must immediately reduce speed, maintain this reduced speed until the end of the special stage, and follow the instructions of any marshals or safety car drivers he/she encounters. Flags will be displayed at all radio points preceding the incident. Failure to comply with this rule will entail a penalty at the discretion of the stewards.
- e) No flag other than the yellow flag may be deployed in a special stage.
- f) Different signalling systems (e.g. flashing lights) may be used in super special stages. Full details must be included in the Supplementary Regulations.

**5.5.4.4** A radio network (set up approximately every 5 km), unique to each special stage, should be established to allow the vehicles to be tracked and the running of the rally to be supervised.  
Each radio point shall be identified in the Road Book and by a sign at least 70 cm in diameter, bearing the radio point symbol, a black spark on a blue background.

Any ambulance within a stage shall be located at a radio point. An additional sign (red or green cross on a blue background) should be located beneath the radio point sign at this point.

In addition there should be warning signs 100 m to 200 m prior to the SOS radio and medical points, with the same designs as above but on a yellow background.

**5.5.4.5** The tracking of vehicles on the special stage must be carried out either at rally HQ (rally control) or by the special stage safety officer. Some form of tracking chart should be used, either on the special stage by the special stage safety officer or at rally HQ. Each organiser must establish, and show in the safety plan, this procedure for tracking vehicles and must also list the procedures to be followed in the event of a missing competitor.

**5.5.4.6** In the case of incidents concerning spectator safety and control, the marshals must cooperate with the public services as laid down in the overall emergency plan, by reporting to rally HQ any incidents or accidents and allowing the security service to make use of the means of communication at the post.

**5.5.5 SOS / OK Signs - Competitor safety**

- a) Each competing car must carry a red reflective triangle which, in the event of the car stopping in a special stage, must be placed in a conspicuous position by a member of the crew at least 50 metres before the car's position, in order to warn following drivers. Any crew failing to comply may be subject to a penalty at the discretion of the stewards.  
This triangle must be set in place even if the stopped car is off the road.
- b) The Road Books shall contain a page setting out the accident procedure, which should include instructions in case of an accident involving a member of the public.
- c) The procedure, recommended, for the display of "SOS" or "OK" signs by competitors having had an accident is given in the FIA WRC and Regional Championship regulations.
- d) Any crew retiring from a rally must report such retirement to the organisers as soon as possible, save in a case of force majeure. Any crew failing to comply may be subject to a penalty at the stewards' discretion.

**5.6 ACCIDENT REPORTING**

**5.6.1 Accident involving a member of the public**

If a driver taking part in a rally is involved in an accident in which a member of the public sustains physical injury, the driver concerned must report this as specified in the Road Book.

The laws of the country in which the rally is conducted must also be complied with in relation to procedures at accidents.

**5.6.2 Accident investigations**

Any accident involving a fatality or serious injury must be reported to the National Sporting Authority, which is required to inform the FIA accordingly.



## 2015 Sporting Regulations APPENDIX V

### Homologation of tyres

#### **The following applies to:**

- FIA World Rally Championship
- FIA Regional Rally Championships
- FIA International Series (Rally)

#### **List of Homologated tarmac tyres:**

- The list of homologated tyres is available on the FIA website, under the Regulations section.

At least two weeks before the start of a rally, the tyre supplier must present to the FIA a drawing (or drawings) of the tread pattern(s) to be used in a rally in order to obtain the FIA homologation.

### A / TARMAC TYRE REGULATIONS

#### **1. WRC cars in the World Rally Championship:**

- For WRC cars in the World Rally Championship, tyres must comply with Article 60.2 of the FIA WORLD RALLY CHAMPIONSHIP regulations (List n°2 ONLY).

#### **2. Other cars:**

Homologation (tread pattern and size):

In order to be homologated, tarmac tyres must comply with the following:

- Tyre homologation (tread pattern and size): for each size, only one tread pattern will be homologated for each tyre manufacturer (including WRC tyres – List n°1).
- The homologation of a new tread pattern will cancel and replace the previously homologated tread pattern.

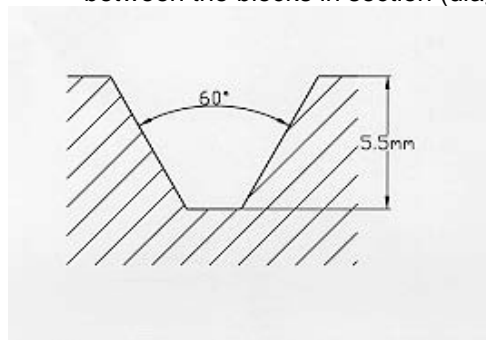
2.1 All Tyres proposed must meet all applicable legal requirements to be used for motor sport competition.

2.2 Tread pattern must be moulded.

2.3 Control Area:

	Length x Width	Surface	17% rate
9"	170 x 140	23800	4046
8.5"	161 x 140	22540	3832
8"	148 x 140	20720	3522
7.5"	142 x 140	19880	3380
7"	133 x 140	18620	3165
6.5"	124 x 140	17360	2951

2.4 In the control area, the surface taken up by grooves at least 5.5 mm deep, with a maximum angle of 60° between the blocks in section (diagram) and 2 mm wide, must occupy at least 17% of the total surface.



- 2.5 In the control area, the surface taken up by grooves at least 1.8 mm deep, with a maximum angle of 60° between the blocks in section (diagram) and 2 mm wide, must occupy at least 21.5% of the total surface.
- 2.6 Minimum weight of the tyre (for tyres to be mounted on 18" rims) = 9.5 kg
- 2.7 In the control area, the sum of the width of the grooves encountered by a radial line must be at least 16 mm.
- 2.8 The bridge blocks and sipes must be considered as part of the tread pattern if they are less than 2 mm.
- 2.9 At least 2 circumferential lines / Minimum total width of circumferential lines = 12 mm.
- 2.10 At all times during the rally, the tread depth of the tyres fitted on the car must not be less than 1.6 mm over at least three quarters of the tread pattern. The tyre manufacturer must provide visible control marks.
- 2.11 Each tyre must have a specific permanent moulded barcode number supplied by an approved FIA barcode supplier.

## **B. / TARMAC TYRE REGULATIONS**

### **SNOW TYRES**

- SNOW tyres do not require tyre homologation (except WRC list n°1 and list n°2): grooving rate must be more than 25% (see paragraph A Art. 2.3).
- If studded tyres are allowed, regulations will be specified in the supplementary regulations of the rally.

## **C. / GRAVEL TYRE REGULATIONS**

- Gravel tyres do not require tyre homologation (except WRC list n°1 and list n°2): grooving rate must be more than 25% (see paragraph A Art. 2.3).

## APPENDIX IX

### ORGANISATIONAL REQUIREMENT SPECIFICATIONS

The following regulations are for organisers only and don't have any regulatory value for competitors. **However, the organisers must respect all provisions of Appendix IX.**

The numbering of the articles refers to the FIA Regional Rally Sporting Regulations.

## OFFICIALS

### 3. OFFICIALS AND DELEGATES

#### 3.1 STEWARDS

The panel of stewards of the meeting (the stewards) shall always comprise three members. The chairman and one member shall be appointed by the FIA and be of a different nationality from that of the organising country. The third member shall be appointed by the ASN of the country organising the rally. There must be a permanent communication link between the stewards and the clerk of the course. During the running of the rally at least one of the stewards must be in the vicinity of the rally HQ.

#### 3.2 FIA DELEGATES

The following delegates may be appointed by the FIA and each of them will draw up a report covering his/her responsibilities at the rally:

##### 3.2.1 FIA Sporting delegate

The FIA Sporting delegate will liaise with the clerk of the course and all other appointed FIA officials and delegates.

##### 3.2.2 FIA Technical delegate

The FIA Technical delegate will liaise with the clerk of the course and will be the chief scrutineer responsible for all technical matters. The FIA Technical Delegates' expenses (travel and accommodation) will be paid by the organisers of the regional rallies in the Championship.

##### 3.2.3 FIA Safety delegate

The FIA Safety delegate is specifically responsible for monitoring the safety of the public and media. He has the power to delay the start of a special stage by a maximum of 30 minutes if he considers that the safety conditions are not satisfactory.

##### 3.2.4 FIA Media delegate

The FIA Media delegate will be in charge of all the media matters including pre-rally and post rally FIA Press Conferences.

##### 3.2.5 FIA Medical delegate

The FIA Medical delegate will liaise with the (rally) chief medical officer regarding all medical aspects including any pre-rally briefings.

##### 3.2.6 FIA Observer/s

The FIA Observer(s) will review all aspects of the rally. The marking of the observer's car should be with a stripe "FIA Observer" on upper side of the front window. The observer's car should be equipped by a trip meter, GPS and rally radio communication (if any).

#### 3.3 ENTRY OF FIA DELEGATES TO SPECIAL STAGES

When carrying out their duties, the entry of FIA officials and delegates onto the route of special stages must take place at the latest 30 minutes before the start time of the final course car (car n° 0) although the FIA Safety delegate may have a later time for entry to the special stages. If car n° 0 catches up with them while on the route of a special stage, they must stop, park and wait for the sweeper car to pass before continuing.

## CHAMPIONSHIPS & POINTS

### 5. THE CHAMPIONSHIP REQUIREMENTS

#### 5.5 QUALIFICATION OF A RALLY

A candidate rally may qualify for the Championship only if it has been organised the year preceding its inclusion in the Championship and if the reports drawn up by the Delegates appointed by the FIA have been satisfactory.

#### 5.6 CANCELLATION OF A CHAMPIONSHIP RALLY

Any Championship rally which is cancelled will not be entered in the Championship in subsequent years, except in a case of force majeure as recognised by the FIA.

#### 5.7 REPORTS

**5.7.1** For each rally, a report will be drawn up by the FIA in association with FIA officials, and reviewed by the relevant FIA Commission.

**5.7.2** Any Championship rally shown by the Observer report to have failed either to comply with the regulations or to attain an adequate standard against the points observed may not be accepted in further years in the Championship.

#### 5.8 CANDIDATE RALLIES

Any rally which is a candidate for an FIA Regional Championship or Cup must comply with the Regulations of the Championship concerned. When a Regional Championship rally is a candidate for the World Championship, the regulations of the regulations of the **current championship** shall be followed as far as reasonably possible, unless the FIA decides otherwise.

#### 5.9 REGIONAL CHAMPIONSHIP RALLIES WITHIN WORLD RALLY CHAMPIONSHIP

Organisers of FIA Regional Championship rallies must advise the FIA should they plan to incorporate a round of that Regional Championship within the structure of a World Rally Championship rally.

### 12. PROCEDURE CONCERNING THE CHOICE OF ITINERARY

#### 12.5 GENERAL

The suitability of the special stages to be used in a rally is the sole responsibility of the organiser of the rally who should avoid roads which may not comply with the FIA regulations and/or recommendations. Safety is of paramount importance when selecting stages. The selection of the rally route should avoid roads which may include high spectator traffic density.

#### 12.6 INSPECTION (NACAM ONLY)

The Championship Organising Committee shall make an inspection and general supervision visit (route, safety plan, permits from the authorities, road book, road map, medical plan, etc.), between 25 and 35 days before the staging of each rally.

## STANDARD DOCUMENTS AND FIA VISA

### 14. FIA STANDARDISED DOCUMENTS

#### 14.1 CHAMPIONSHIP LOGO

**14.1.1** The title and logo of the rally and the official logo attributed by the FIA to the Championship concerned must appear on the top of any official documents. The rally logo should be positioned to the left side and the FIA Championship logo to right side.

**14.1.2** Given the case, the sponsor(s) of the championship/cup must be included as well.

#### 14.4 SUPPLEMENTARY REGULATIONS

**14.4.1** Two copies (or electronic mailing) of the draft supplementary regulations must reach the FIA at least 3 months before the final closing date for entries.

**14.4.2** Within the four weeks following the receipt of the draft supplementary regulations, the FIA will inform the organiser of any modifications to be made, and will issue a visa authorising their publication.

**14.4.3** The supplementary regulations must be in the format detailed in Appendix II – 1 and appear on the official rally website at least two month before the final closing date for entries.

**14.4.4** Two copies of the final supplementary regulations must be sent to the FIA upon publication.

#### **14.5 RESULTS - OFFICIAL FINAL CLASSIFICATION**

In order to check the minimum number of participations of competitors/drivers during the year, not only in a rally classified competitors/drivers will be shown in the Official Final Classification, but also the competitors which have been retired or exclude during the rally will be published below the list of the classified competitors/drivers (see also Appendix II-8).

### **15. ISSUING OF AN FIA VISA**

Before issuing a visa, the FIA will evaluate the following documents:

#### **15.1 SUPPLEMENTARY REGULATIONS**

See Appendix II.

## **SCRUTINEERING CHECKS**

### **23. FINAL CHECKS**

#### **23.4 FINAL PARC FERMÉ - CLASSIFICATIONS**

**23.4.1** The provisional official classification shall be published as soon as possible after the last car has checked in at the final control, even if final scrutineering remains in progress.

**23.4.2** After publication of the official final classification (when the protest time limit has expired), the Stewards may open the parc fermé, even if final scrutineering remains in progress.

#### **23.5 TIME AVAILABLE FOR FINAL CHECKS**

The time available for checking the cars which have been identified for post rally scrutineering must be at least two hours from arrival of the cars at the scrutineering venue.

## **CONTROLS**

### **25. CONTROLS – GENERAL REQUIREMENTS (NACAM ONLY)**

#### **25.6 TIMING EQUIPMENT**

The timing equipment will be provided by the Championship Organising Committee and there will be supervision and previous training as regards the use and set-up of the equipment. The organization is responsible for having the necessary number of persons available for the effective operation of the equipment. A guarantee deposit of the amount corresponding to the cost of the timing equipment shall be made, which will be returned after the rally against the timing equipment as it was provided by the Championship Organising Committee before the rally.

#### **25.7 CONTROL SIGNS**

The signs to indicate the control areas and to identify the controls will be established by the Championship Organising Committee. The correct set-up and use of the signs by the organisation is compulsory.

## **SPECIAL STAGES**

### **31. SPECIAL STAGE START**

#### **31.2 START PROCEDURE**

**31.2.3** There must be a permanent start line (also on gravel and snow) and the jump start photocell should be exactly 40 cm after the start line.

## **SERVICE**

### **49. SERVICE PARKS**

#### **49.5 LAYOUT OF SERVICE PARKS**

**49.5.3** Organisers are encouraged to maximise promotional opportunities and viewing for spectators in the service park. Where possible, this shall include competitor access to their allocated service area from the back to enable the public to have access to crews and teams.

## **RESULTS & ADMINISTRATIVE REQUIREMENTS AFTER THE RALLY**

### **53. MINUTES & CLOSING REPORT**

During the running of the rally, the proceedings of the stewards' meetings will be recorded. These minutes and the Official Final Classification must be sent electronically to the FIA.

**APPENDIX X****2015 FIA RGT CUP****1. ANNOUNCEMENT**

The FIA RGT CUP is an FIA Cup as described in Article 1 of the 2015 WRC Sporting Regulations and 2015 Regional Rallies Sporting Regulations, for drivers and co-drivers taking part in the qualifying rallies as in Article 4 of this Appendix using eligible cars as in Article 256 of Appendix J.

**2. PARTICIPATION****2.1 GENERAL**

**2.1.1** In order to be eligible for points in the FIA RGT Cup, competitors must participate in an event as listed in Article 4 and use a car of Class RGT which has a valid FIA Passport.

**2.1.2** The number of qualifying rallies in the RGT Cup is 5.

**2.1.3** If fewer than 5 competitors have been classified at the end of the Cup, the FIA reserves the right to suspend the Cup.

**3. POINTS****3.1 GENERAL**

**3.1.1** The RGT Cup winner titles will be awarded to the driver and co-driver who have scored the highest total number of points.

**3.1.2** Points will be awarded according to a separate classification for RGT Cup drivers and co-drivers which will be drawn from the general classification of each RGT Cup event. Points scored in the 2015 RGT Cup shall be in the name of the driver and co-driver respectively.

**3.1.3** All the results of each registered driver or co-driver will count towards the final classification of the RGT Cup.

**3.2 RALLY POINTS**

**3.2.1** Points for each round will be awarded to eligible drivers and co-drivers based on the RGT Cup Overall Classification as follows:

1 <sup>st</sup> position	25 points
2 <sup>nd</sup> position	18 points
3 <sup>rd</sup> position	15 points
4 <sup>th</sup> position	12 points
5 <sup>th</sup> position	10 points
6 <sup>th</sup> position	8 points
7 <sup>th</sup> position	6 points
8 <sup>th</sup> position	4 points
9 <sup>th</sup> position	2 points
10 <sup>th</sup> position	1 point

**3.2.2** The RGT Cup classification will be drawn from the final overall classification of a rally. Results will be published in line with Article 54 of the FIA Regional Rally Sporting Regulations.

**3.3 RESOLVING TIES**

Any tie in the RGT Classifications shall be resolved in accordance with the 2015 FIA Regional Rally Sporting Regulations, Article 10.

## 4. CALENDAR

Qualifying RGT Cup rallies for 2015 will be:

Date	Rally	Rally Organiser's Website
22-25 January 2015	Rally Monte-Carlo	<a href="http://www.acm.mc">www.acm.mc</a>
25-27 June 2015	GEKO Ypres Rally	<a href="http://www.ypresrally.com">www.ypresrally.com</a>
20-23 August 2015	Rally Deutschland	<a href="http://www.adac-rallye-deutschland.de">www.adac-rallye-deutschland.de</a>
29-31 October 2015	Rallye International du Valais	<a href="http://www.riv.ch">www.riv.ch</a>
5-7 November 2015	Tour de Corse	<a href="http://www.asacc.fr">www.asacc.fr</a>

In the event of an RGT Cup Rally being cancelled, a replacement event may be nominated.

## 5. MARKING AND SEALING OF MECHANICAL COMPONENTS

For each car in the RGT Cup, the engine block and the gearbox equipping the vehicle will be sealed during pre-event scrutineering. Each competitor may have one spare gearbox and one spare turbo sealed during pre-event scrutineering. The FIA may request that other parts be sealed or marked.

## 6. SCRUTINEERING

The FIA Technical Delegate, or his assistant, has the power to carry out a detailed inspection of the vehicle before, during and after a Rally. Tampering with or removal of seals fitted to the car or to individual components is forbidden.